



MONTHLY STATISTICS

LJUBLJANA STOCK EXCHANGE

September 2001

Year VII, No. 09/01

TURNOVER

Market	Turnover (in SITm)	Volume in pieces	Number of bargains
Official market	23,082	2,527,288	11,286
Shares	22,001	2,476,577	10,978
Bonds	1,081	50,711	308
Free market	12,785	77,650,130	17,506
Shares	8,065	2,069,412	3,007
Bonds	1,010	120,833	428
Authorised inv.funds	3,617	73,496,430	13,113
Pension coupons	89	1,962,885	957
Short-term securities	5	570	1
Total	35,868	80,177,418	28,792

MARKET SIZE

Market	Market capitalisation (in SITm)	Number of securities	Number of issuers
Official market	909,602	60	100
Shares	647,896	40	42
Bonds	261,706	20	58
Free market	354,274	170	175
Shares	137,446	115	119
Bonds	53,420	12	15
Inv.funds	157,486	42	40
Pension coupons	5,922	1	1
Total	1,263,876	230	275
Short-term securities	-	10	1

NOMINAL RETURN

STOCK EXCHANGE INDICES	Nominal return in September 2001	Nominal return in year 2001
Slovenian stock exchange index (SBI 20)	0.69%	10.03%
Nonweighted slovenian stock exchange index (SBI 20NT)	1.36%	10.22%
Free market index (IPT)	-1.57%	-1.47%
Investment fund index (PIX)	2.80%	0.82%
Bond index (BIO)	-0.39%	0.32%

INDUSTRIAL SECTOR INDICES	Nominal return in September 2001	Nominal return in year 2001
Food and beverages	6.55%	12.27%
Pharmaceuticals	-5.39%	19.56%
Chemicals	-2.07%	11.18%
Oil and gas	6.15%	38.46%
Transport	-5.47%	16.33%
Trade	0.51%	10.76%





ISSUER

Ljubljana Stock Exchange Inc.
Slovenska 56
1000 Ljubljana

INFORMATIONS

E-mail:	info@ljse.si
Phone:	386 1 47-10-211 386 1 47-10-205
Contact persons:	Darko Torkar, Ksenija Zver

STATISTICS ON WEB:

http://www.ljse.si/StrSlo/Trgovanj/Menu/tr_tec.htm

LJUBLJANSKA BORZA
10 let Ljubljanske borze

TRGOVANJE | **O BORZI**
BORSE INFORMACIJE | **INVESTITORJI**
ČLANI | **UDARATELJI**

aktualno
Telefonske
Novi V. P.
Pravotična Pravila
Novi Sadni Indeksi
Letna poročila 1999
Bilane
10 let borze
Študentska komisija
Seman V. P.

Prvih pet A+B trg
12.09.2000

LEVA	68.068.310
PARS	28.687.042
PILR	23.144.344
SAVA	17.927.846
IPIKO	11.142.746

Indeksi za teden

Indeksi	Vredn. od	Sprememba	Sprememba v %
SBIG	1.581,82	-1,20	-0,07
IPI	672,46	-2,99	-0,44
PIKO	1.288,22	-0,42	-0,03

Novine
Pivovarna Laško, d.d., in Radenska, d.d., – sprostitve trgovalja
Mesečno statistično poročilo za avgust 2000
Tržno srečanje finančnih in Portorož

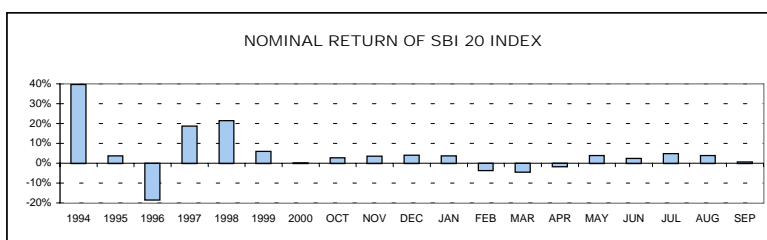
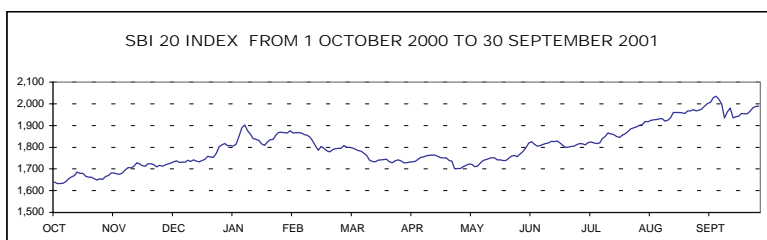
INDEX

	Page
A) STOCK EXCHANGE INDICES	1
B) NUMBER OF ISSUERS, TRADED SECURITIES AND MEMBERS	4
C) TURNOVER	5
C1) Monthly turnover by securities on official market	5
C2) Monthly turnover by securities on free market	7
C3) Most traded securities in last month	12
C4) Turnover by LJSE members	13
C5) Turnover in years 2000 and 2001	14
D) MARKET CAPITALISATION	16
D1) Market capitalisation of shares	17
D2) Market capitalisation of bonds	20
D3) Market capitalisation of authorised investment funds	22
E) OTHER	23
E1) Indicators (shares on official market)	23
E2) Record values	24
E3) New listed securities and changes in year 2001	25
F) LIST OF SECURITIES	27
F1) Official market	27
F2) Free market	29

A) STOCK EXCHANGE INDICES

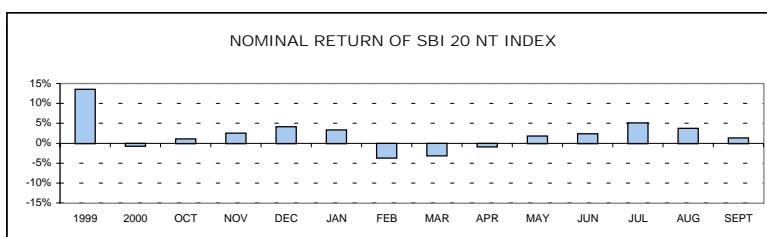
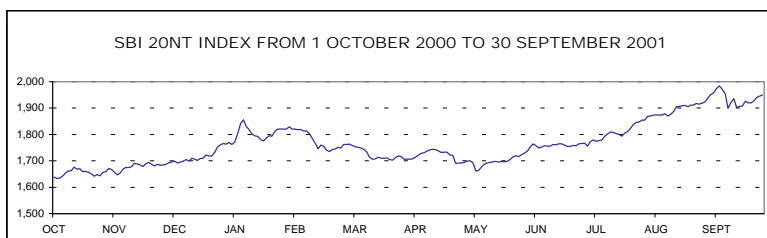
SBI 20 - SLOVENE STOCK EXCHANGE INDEX

Year	Max	Date	Min	Date	Close	Nominal return
1994	1,598.03	28 June 1994	1,131.23	21 Oct 1994	1,396.81	39.68%
1995	1,590.17	9 Nov 1995	1,016.99	13 July 1995	1,448.75	3.72%
1996	1,589.18	13 Mar 1996	891.93	10 Sept 1996	1,183.26	-18.33%
1997	1,655.36	10 Feb 1997	1,156.14	6 Jan 1997	1,404.70	18.71%
1998	2,026.47	10 Aug 1998	1,378.49	6 Jan 1998	1,705.77	21.43%
1999	1,981.87	19 Feb 1999	1,679.48	5 Jan 1999	1,806.26	5.89%
2000	1,903.66	24 Jan 2000	1,584.23	25 May 2000	1,807.94	0.09%
Year 2001	Max	Date	Min	Date	Close	Nominal return
January	1,903.03	9 Jan 2001	1,804.66	3 Jan 2001	1,875.35	3.73%
February	1,867.78	5 Feb 2001	1,777.96	21 Feb 2001	1,808.49	-3.57%
March	1,799.42	1 Mar 2001	1,728.02	29 Mar 2001	1,728.68	-4.41%
April	1,763.66	12 Apr 2001	1,700.24	25 Apr 2001	1,701.99	-1.54%
May	1,768.80	31 May 2001	1,710.52	3 May 2001	1,768.80	3.93%
June	1,828.19	19 June 2001	1,780.12	1 June 2001	1,812.54	2.47%
July	1,900.49	31 July 2001	1,810.85	4 July 2001	1,900.49	4.85%
August	1,975.59	31 Aug 2001	1,904.37	1 Aug 2001	1,975.59	3.95%
September	2,035.76	7 Sept 2001	1,934.38	17 Sept 2001	1,989.20	0.69%



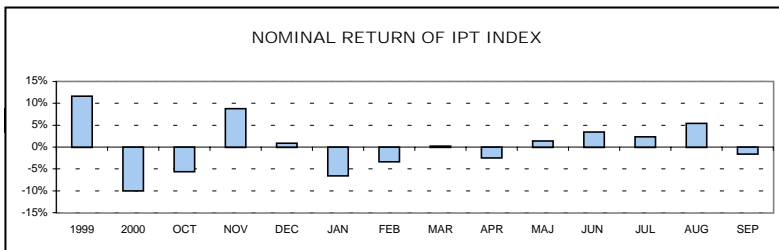
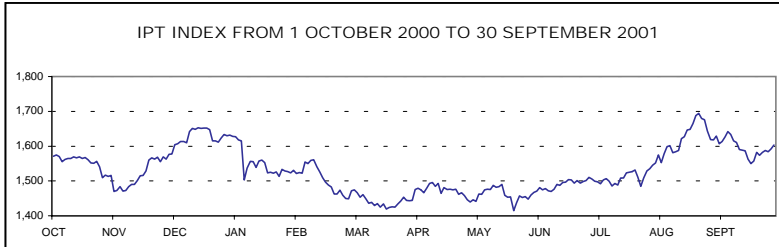
SBI 20NT - NON-WEIGHTED SLOVENE STOCK EXCHANGE INDEX

Year	Max	Date	Min	Date	Close	Nominal return
1998	1,706.07	10 Aug 1998	1,437.30	30 June 1998	1,568.87	n.a.
1999	1,871.02	8 Sept 1999	1,548.95	5 Jan 1999	1,782.03	13.59%
2000	1,841.63	25 Jan 2000	1,585.48	25 May 2000	1,769.15	-0.72%
Year 2001	Max	Date	Min	Date	Close	Nominal return
January	1,855.67	9 Jan 2001	1,762.65	3 Jan 2001	1,828.76	3.37%
February	1,820.91	2 Feb 2001	1,735.82	21 Feb 2001	1,761.63	-3.67%
March	1,762.78	2 Mar 2001	1,702.94	23 Mar 2001	1,706.73	-3.12%
April	1,744.10	12 Apr 2001	1,690.62	25 Apr 2001	1,692.01	-0.86%
May	1,722.86	31 May 2001	1,661.96	9 May 2001	1,722.86	1.82%
June	1,764.67	19 Jun 2001	1,728.85	1 Jun 2001	1,764.28	2.40%
July	1,854.05	31 Jul 2001	1,756.63	4 Jul 2001	1,854.05	5.09%
August	1,923.69	31 Aug 2001	1,854.56	1 Aug 2001	1,923.69	3.76%
September	1,983.67	7 Sept 2001	1,899.69	12 Sept 2001	1,949.92	1.36%



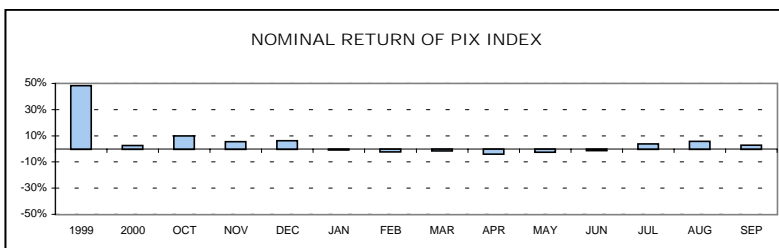
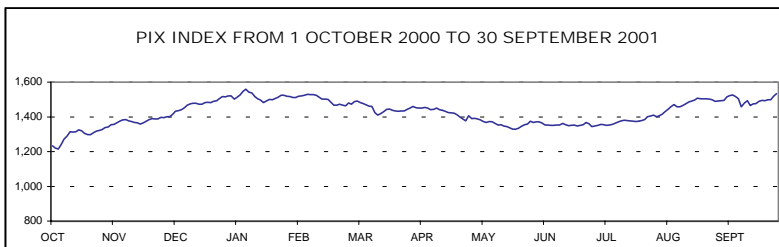
IPT - FREE MARKET INDEX

Year	Max	Date	Min	Date	Close	Nominal return
1998	1,795.31	11 Aug 1998	1,318.83	1 July 1998	1,618.99	n.a.
1999	1,806.98	30 Dec 1999	1,504.61	3 Aug 1999	1,806.98	11.61%
2000	1,772.76	24 Jan 2000	1,469.64	26 Oct 2000	1,627.44	-9.94%
Year 2001	Max	Date	Min	Date	Close	Nominal return
January	1,617.62	3 Jan 2001	1,503.05	5 Jan 2001	1,521.54	-6.51%
February	1,560.85	9 Feb 2001	1,448.74	27 Feb 2001	1,471.89	-3.26%
March	1,475.02	30 Mar 2001	1,419.58	16 Mar 2001	1,475.02	0.21%
April	1,495.18	9 Apr 2001	1,439.40	30 Apr 2001	1,439.40	-2.41%
May	1,489.95	17 May 2001	1,415.06	23 May 2001	1,459.83	1.42%
June	1,510.56	29 Jun 2001	1,467.08	1 Jun 2001	1,510.56	3.48%
July	1,545.55	31 Jul 2001	1,484.67	25 Jul 2001	1,545.55	2.32%
August	1,694.56	23 Aug 2001	1,551.37	1 Aug 2001	1,629.10	5.41%
September	1,641.75	6 Sept 2001	1,550.31	18 Sept 2001	1,603.50	-1.57%



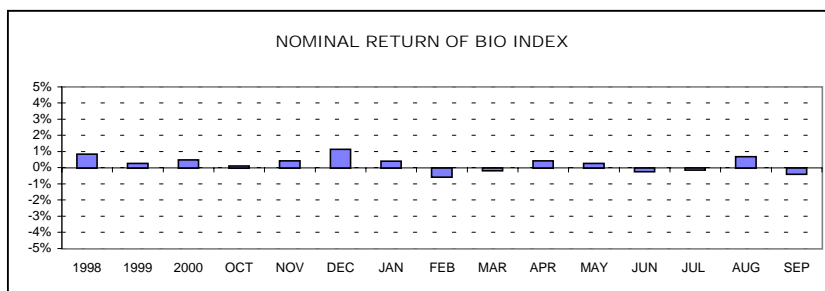
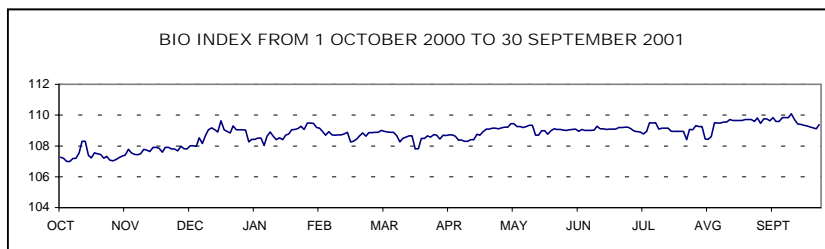
PIX - AUTHORISED INVESTMENT FUNDS INDEX

Year	Max	Date	Min	Date	Close	Nominal return
1999	1,633.77	8 Sep 1999	965.15	5 Jan 1999	1,483.50	48.35%
2000	1,572.13	17 Jan 2000	1,097.07	25 May 2000	1,520.79	2.51%
Year 2001	Max	Date	Min	Date	Close	Nominal return
January	1,558.97	9 Jan 2001	1,481.25	17 Jan 2001	1,510.93	-0.65%
February	1,530.33	7 Feb 2001	1,464.09	27 Feb 2001	1,480.21	-2.03%
March	1,491.96	5 Mar 2001	1,409.85	14 Mar 2001	1,460.81	-1.31%
April	1,454.27	5 Apr 2001	1,376.17	26 Apr 2001	1,407.07	-3.68%
May	1,392.45	4 May 2001	1,328.44	23 May 2001	1,374.36	-2.32%
June	1,371.97	5 Jun 2001	1,347.63	22 Jun 2001	1,360.04	-1.04%
July	1,410.03	31 Jul 2001	1,343.82	2 Jul 2001	1,410.03	3.68%
August	1,507.87	22 Aug 2001	1,400.80	1 Aug 2001	1,491.48	5.78%
September	1,533.24	28 Sept 2001	1,457.27	12 Sept 2001	1,533.24	2.80%



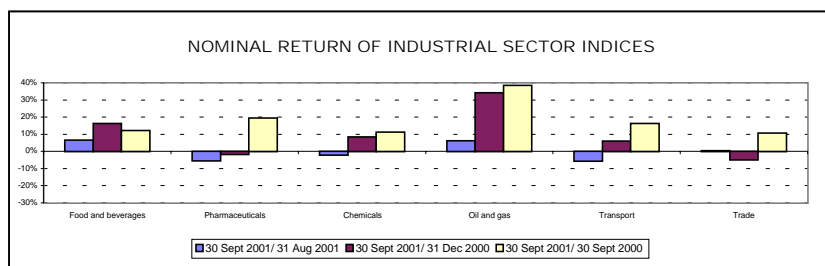
BIO - STOCK EXCHANGE BOND INDEX

Year	Max	Date	Min	Date	Close	Nominal return
1995	113.52	14 Dec 1995	100.46	5 July 1995	111.68	11.68%
1996	111.96	8 Jan 1996	106.61	28 June 1996	107.89	-3.39%
1997	110.97	8 Apr 1997	104.90	29 Jan 1997	107.31	-0.54%
1998	108.22	30 Dec 1998	101.68	25 May 1998	108.22	0.85%
1999	110.52	4 Feb 1999	104.53	16 Aug 1999	108.50	0.26%
2000	109.63	15 Dec 2000	103.96	9 June 2000	109.03	0.49%
Year 2001	Max	Date	Min	Date	Close	Nominal return
January	109.48	30 Jan 2001	108.04	10 Jan 2001	109.48	0.41%
February	109.47	1 Feb 2001	108.26	20 Feb 2001	108.87	-0.56%
March	109.00	6 Mar 2001	107.81	21 Mar 2001	108.69	-0.17%
April	109.15	26 Apr 2001	108.30	13 Apr 2001	109.15	0.42%
May	109.45	10 May 2001	108.70	22 May 2001	109.45	0.27%
June	109.28	18 June 2001	108.94	8 June 2001	109.20	-0.23%
July	109.51	16 July 2001	108.40	30 July 2001	109.06	-0.13%
August	109.81	31 Aug 2001	108.42	8 Aug 2001	109.81	0.69%
September	110.08	17 Sept 2001	109.11	27 Sept 2001	109.38	-0.39%



INDUSTRIAL SECTOR INDICES

SECTOR	Value as of 30 Sept 2001	Nominal return		
		30 Sept 2001/ 31 Aug 2001	30 Sept 2001/ 31 Dec 2000	30 Sept 2001/ 30 Sept 2000
Food and beverages	1,906.87	6.55%	16.25%	12.27%
Pharmaceuticals	2,005.05	-5.39%	-1.68%	19.56%
Chemicals	1,810.19	-2.07%	8.39%	11.18%
Oil and gas	2,446.59	6.15%	34.18%	38.46%
Transport	1,766.80	-5.47%	5.99%	16.33%
Trade	1,680.81	0.51%	-4.86%	10.76%



B) NUMBER OF ISSUERS, TRADED SECURITIES AND MEMBERS

	31 Dec 1999	30 Sept 2000	31 Dec 2000	31 Aug 2001	30 Sept 2001
NUMBER OF ISSUERS	210	227	225	230	230
Official market	49	57	58	60	60
Shares	28	36	38	40	40
Bonds	21	21	20	20	20
Free market	161	170	167	170	170
Shares	102	112	111	115	115
Bonds	12	11	11	12	12
Investment funds	46	46	44	42	42
Pension coupons	1	1	1	1	1
	31 Dec 1999	30 Sept 2000	31 Dec 2000	31 Aug 2001	30 Sept 2001
NUMBER OF SECURITIES	237	266	267	275	275
Official market	74	92	94	99	100
Shares	30	38	40	42	42
Bonds	44	54	54	57	58
Free market	163	174	173	176	175
Shares	104	114	114	119	119
Bonds	12	13	14	16	15
Investment funds	46	46	44	40	40
Pension coupons	1	1	1	1	1
Short term securities	15	7	8	10	10
Privatisation shares	161	177	176	174	174
Official market	24	31	33	35	35
Free market - shares	91	100	99	99	99
Free market - investment funds	46	46	44	40	40
	31 Dec 1999	30 Sept 2000	31 Dec 2000	31 Aug 2001	30 Sept 2001
NUMBER OF MEMBERS	35	34	34	32	32

C) TURNOVER

C1) TURNOVER BY SECURITIES ON OFFICIAL MARKET IN SEPTEMBER 2001

1. Shares

	Issue	Total (in SIT)	Block trades (in SIT)	Cross trades (in SIT)	Share in total turnover on official market	Share in turnover of shares	Volume in pieces	Number of bargains
	Total shares	22,001,249,102	10,269,445,207	3,554,081,588	95.32%	100.00%	2,476,577	10,978
	Common shares	21,995,297,211	10,269,445,207	3,554,073,627	95.29%	99.97%	2,476,398	10,960
1	BLAGOV. TRGOVINSKI CENTER BTC	6,469,863,061	4,138,299,000	1,806,322,500	28.03%	29.41%	392,119	512
2	PIVOVARNA UNION	1,824,266,243	1,114,500,000	92,735,989	7.90%	8.29%	30,833	718
3	KRKA	1,666,179,876	253,826,000	198,737,449	7.22%	7.57%	62,949	1,649
4	PIVOVARNA LAŠKO	1,466,170,686	559,762,276	270,994,832	6.35%	6.66%	302,531	754
5	MERCATOR	1,339,815,822	238,910,376	308,708,412	5.80%	6.09%	86,227	1,095
6	LEK	1,263,334,615	271,379,840	98,904,292	5.47%	5.74%	29,265	1,039
7	DOLENJSKA BANKA	1,195,225,561	1,093,616,500	47,196,400	5.18%	5.43%	50,166	34
8	GORENJE	1,142,108,104	762,227,775	53,425,052	4.95%	5.19%	556,888	581
9	ETOL	888,222,334	805,144,338	34,218,194	3.85%	4.04%	37,904	63
10	ISTRABENZ	795,104,211	318,532,172	41,291,657	3.44%	3.61%	166,939	465
11	DELO PRODAJA	748,961,555	291,100,000	47,884,808	3.24%	3.40%	110,241	174
12	SAVA	485,160,860	136,820,280	103,129,214	2.10%	2.21%	28,124	537
13	INTEREUROPA	472,851,794	40,800,000	88,760,800	2.05%	2.15%	143,702	502
14	KOLINSKA	449,027,369	105,842,700	70,313,788	1.95%	2.04%	161,234	358
15	PETROL	411,059,907	0	43,018,042	1.78%	1.87%	18,634	773
16	LUKA KOPER	258,919,843	0	14,196,480	1.12%	1.18%	82,967	427
17	ŽITO	178,197,512	70,009,450	17,558,577	0.77%	0.81%	11,210	207
18	BANKA KOPER	170,938,918	0	12,016,549	0.74%	0.78%	2,016	155
19	DELO	107,581,020	0	61,228,176	0.47%	0.49%	7,889	33
20	TERME ČATEŽ	100,224,903	0	4,715,487	0.43%	0.46%	6,177	138
21	DROGA PORTOROŽ	96,305,889	0	26,225,948	0.42%	0.44%	2,506	85
22	SALUS	74,068,809	0	5,661,000	0.32%	0.34%	1,840	29
23	EMONA OBALA KOPER	71,944,242	38,621,700	3,020,355	0.31%	0.33%	38,134	65
24	KOMPAS MTS	70,150,916	0	38,489,089	0.30%	0.32%	54,404	57
25	MERKUR	67,969,177	0	10,736,602	0.29%	0.31%	4,925	160
26	MLINOTEST	51,022,015	0	37,418,406	0.22%	0.23%	31,397	38
27	AERODROM	44,297,344	0	5,151,764	0.19%	0.20%	14,316	67
28	GEODETSKI ZAVOD SLOVENIJE	32,376,637	30,052,800	797,043	0.14%	0.15%	18,992	20
29	ŽIVILA KRANJ	24,571,610	0	2,495,111	0.11%	0.11%	2,519	45
30	COMET	13,143,493	0	4,943,651	0.06%	0.06%	6,261	23
31	ZDRAVILIŠČE MORAVSKE TOPLICE	5,812,466	0	361,302	0.03%	0.03%	4,835	41
32	RADENSKA	4,484,916	0	348,979	0.02%	0.02%	5,507	54
33	TEHNOUNION	2,859,932	0	1,418,425	0.01%	0.01%	208	14
34	KOLONIALE VELETRGOVINA	1,438,792	0	441,840	0.01%	0.01%	1,101	10
35	GRADB. PODJETJE GROSUPLJE	1,157,410	0	1,034,260	0.01%	0.01%	250	12
36	KOVINOTEHNA	401,564	0	173,154	0.00%	0.00%	1,153	24
37	SKB BANKA	77,805	0	0	0.00%	0.00%	35	2
38	NIKA	0	0	0	0.00%	0.00%	0	0
	Preferred shares	5,951,891	0	7,961	0.03%	0.03%	179	18
1	LEK	5,934,510	0	0	0.03%	0.03%	139	15
2	KOVINOTEHNA	17,381	0	7,961	0.00%	0.00%	40	3
3	VIPA BANKA	0	0	0	0.00%	0.00%	0	0
4	PROBANKA	0	0	0	0.00%	0.00%	0	0

2. Bonds

	Issue	Total (in SIT)	Block trades (in SIT)	Cross trades (in SIT)	Share in total turnover on official market	Share in turnover of bonds	Volume in pieces	Number of bargains
	Total bonds	1,081,073,054	452,947,100	415,386,245	4.68%	100.00%	50,711	308
1	REPUBLIKA SLOVENIJA 20 th issue	248,875,650	204,582,800	42,062,400	1.08%	23.02%	24,918	18
2	REPUBLIKA SLOVENIJA 4 th issue	240,712,537	0	148,695,260	1.04%	22.27%	2,001	52
3	NOVA KBM 2 nd issue	130,463,729	130,463,729	0	0.57%	12.07%	1,190	2
4	ABANKA 4 th issue	62,065,248	48,971,603	10,814,141	0.27%	5.74%	2,827	12
5	BTC HIPOTEKARNE OBVEZNICE	50,580,250	0	21,919,330	0.22%	4.68%	4,380	51
6	REPUBLIKA SLOVENIJA 24 th issue	42,146,200	32,950,500	2,895,700	0.18%	3.90%	4,220	6
7	REPUBLIKA SLOVENIJA 15 th issue, E series	36,849,087	35,978,468	347,623	0.16%	3.41%	211	4
8	SLOVENSKA RAZVOJNA DRUŽBA	35,193,149	0	2,809,172	0.15%	3.26%	325	25
9	REPUBLIKA SLOVENIJA 25 th issue	23,410,490	0	23,189,690	0.10%	2.17%	2,343	12
10	REPUBLIKA SLOVENIJA 13 th issue	22,562,418	0	22,562,418	0.10%	2.09%	203	4
11	SKB OBVEZNICE 4 th issue, B series	21,996,392	0	0	0.10%	2.03%	206	1
12	ABANKA 3 rd issue	16,711,613	0	8,871,296	0.07%	1.55%	782	7
13	REPUBLIKA SLOVENIJA 22 nd issue	15,858,460	0	15,858,460	0.07%	1.47%	1,594	5
14	BANKA VIPA 3 rd issue	14,325,800	0	13,975,549	0.06%	1.33%	409	3
15	REPUBLIKA SLOVENIJA 23 rd issue	14,035,464	0	12,906,340	0.06%	1.30%	624	9
16	ABANKA 5 th issue	13,859,516	0	13,859,516	0.06%	1.28%	620	1
17	REPUBLIKA SLOVENIJA 18 th issue	11,360,971	0	8,313,346	0.05%	1.05%	504	8
18	REPUBLIKA SLOVENIJA 26 th issue	9,737,526	0	9,737,526	0.04%	0.90%	450	2
19	BANKA CELJE 3 rd issue	7,358,182	0	7,358,182	0.03%	0.68%	332	4
20	NLB 2 nd issue, B series	7,184,980	0	7,184,980	0.03%	0.66%	66	6
21	NLB TOLARSKÉ	7,157,892	0	4,877,102	0.03%	0.66%	50	5
22	REPUBLIKA SLOVENIJA 15 th issue, I series	7,120,039	0	2,189,504	0.03%	0.66%	39	4
23	REPUBLIKA SLOVENIJA 10 th issue	5,607,378	0	848,557	0.02%	0.52%	658	10
24	REPUBLIKA SLOVENIJA 14 th issue	5,166,557	0	5,166,557	0.02%	0.48%	500	1
25	BANKA VIPA 4 th issue	4,374,124	0	4,374,124	0.02%	0.40%	104	3
26	BANKA VIPA 7 th issue	3,902,276	0	3,902,276	0.02%	0.36%	89	7
27	REPUBLIKA SLOVENIJA 12 th issue	3,095,701	0	2,259,300	0.01%	0.29%	301	12
28	SKB OBVEZNICE 3 rd issue	3,007,527	0	3,007,527	0.01%	0.28%	67	2
29	STANOVANJSKI SKLAD 2 nd issue	2,104,317	0	2,104,317	0.01%	0.19%	20	4
30	KREKOVA BANKA 2 nd issue	2,020,000	0	2,020,000	0.01%	0.19%	36	1
31	SKB OBVEZNICE 4 th issue, A series	1,801,800	0	1,801,800	0.01%	0.17%	18	1
32	BANKA VIPA 6 th issue	1,496,112	0	1,496,112	0.01%	0.14%	39	2
33	SL. ZADR. KMET. BANKA	1,150,748	0	1,150,748	0.00%	0.11%	30	1
34	ABANKA 1 st issue	1,040,789	0	1,040,789	0.00%	0.10%	18	2
35	HOTELI BERNARDIN	1,029,962	0	1,029,962	0.00%	0.10%	9	3
36	NFD INVESTICIJSKO SVETOVANJE	995,115	0	995,115	0.00%	0.09%	6	1
37	PROBANKA 2 nd issue	860,849	0	860,849	0.00%	0.08%	76	3
38	FACTOR BANKA 1 st issue	858,665	0	858,665	0.00%	0.08%	36	3
39	NLB DEVIZNE	678,201	0	339,840	0.00%	0.06%	6	2
40	REPUBLIKA SLOVENIJA 19 th issue	599,100	0	500,000	0.00%	0.06%	60	2
41	STANOVANJSKI SKLAD RS 1 st issue	579,514	0	579,514	0.00%	0.05%	77	1
42	PROBANKA 1 st issue	443,586	0	141,008	0.00%	0.04%	151	2
43	REPUBLIKA SLOVENIJA 16 th issue	321,280	0	321,280	0.00%	0.03%	32	1
44	REPUBLIKA SLOVENIJA 8 th issue	213,490	0	0	0.00%	0.02%	80	1
45	BANKA VIPA 6 th issue	131,742	0	131,742	0.00%	0.01%	3	1
46	BANKA VIPA 2 nd issue	28,628	0	28,628	0.00%	0.00%	1	1
47	BANKA ZASAVJE OBVEZNICE 2 nd issue	0	0	0	0.00%	0.00%	0	0
48	RS08 TAX FREE BOND	0	0	0	0.00%	0.00%	0	0
49	DOLENJSKA BANKA TOLARSKÉ	0	0	0	0.00%	0.00%	0	0
50	BANKA CELJE 2 nd issue	0	0	0	0.00%	0.00%	0	0
51	SL. ZADR. KMET. BANKA 3 rd issue	0	0	0	0.00%	0.00%	0	0
52	REPUBLIKA SLOVENIJA 15 th issue, H series	0	0	0	0.00%	0.00%	0	0
53	LB SB VELENJE 1 st issue	0	0	0	0.00%	0.00%	0	0
54	BANKA CELJE 4 th issue	0	0	0	0.00%	0.00%	0	0
55	NLB 3 rd issue	0	0	0	0.00%	0.00%	0	0
56	NOVA KBM 1 st issue	0	0	0	0.00%	0.00%	0	0
57	FACTOR BANKA 3 rd issue	0	0	0	0.00%	0.00%	0	0
58	REPUBLIKA SLOVENIJA 17 th issue	0	0	0	0.00%	0.00%	0	0
59	NLB 2 nd issue, A series	0	0	0	0.00%	0.00%	0	0
60	DOLENJSKA BANKA DEVIZNE	0	0	0	0.00%	0.00%	0	0
	Total official market	23,082,322,156	10,722,392,307	3,969,467,833	100.00%	-	2,527,288	11,286

C2) TURNOVER BY SECURITIES ON FREE MARKET IN SEPTEMBER 2001

1. Shares (1)

	Issue	Total (in SIT)	Block trades (in SIT)	Cross trades (in SIT)	Share in total turnover on free market	Share in turnover of shares	Volume in pieces	Number of bargains
	Shares	8,064,622,431	6,399,844,809	1,008,735,588	63.08%	100.00%	2,069,412	3,007
	Common shares	8,052,525,141	6,399,844,809	1,005,986,212	62.98%	99.85%	2,066,778	2,790
1	JATA-MESO	3,772,089,223	3,613,244,418	12,796,577	29.50%	46.77%	127,612	247
2	HELIOS	574,472,875	483,750,000	14,446,573	4.49%	7.12%	14,821	91
3	CINKARNA	536,026,534	472,013,454	7,623,190	4.19%	6.65%	39,809	133
4	NAMA	288,131,478	281,866,355	1,355,120	2.25%	3.57%	142,860	20
5	GRAND HOTEL UNION	226,666,222	220,535,000	904,400	1.77%	2.81%	91,827	28
6	CETIS	208,413,614	204,833,000	403,070	1.63%	2.58%	12,277	23
7	GEA COLLEGE	170,543,100	170,523,600	19,500	1.33%	2.11%	131,187	2
8	OLJARICA	160,419,300	160,001,700	0	1.25%	1.99%	18,439	2
9	KMEČKA DRUŽBA HOLDING	156,336,147	0	118,275,433	1.22%	1.94%	19,129	470
10	BELINKA HOLDING	145,169,560	0	125,043,860	1.14%	1.80%	58,295	25
11	MELAMIN	136,578,218	0	134,937,986	1.07%	1.69%	83,219	19
12	SATURNUS EMBALAŽA	134,796,172	0	128,259,417	1.05%	1.67%	19,797	36
13	INTERTRADE ITS	130,970,404	125,790,500	209,000	1.02%	1.62%	119,556	27
14	GORIŠKE OPEKARNE	124,983,881	124,983,881	0	0.98%	1.55%	47,337	1
15	CERTIUS HOLDING	121,911,903	52,808,665	64,031,489	0.95%	1.51%	305,754	52
16	VALKARTON	113,056,035	80,000,000	1,738,530	0.88%	1.40%	29,374	16
17	AVTO CELJE	110,919,460	95,035,561	15,152,645	0.87%	1.38%	61,697	11
18	PINUS RAČE	100,339,940	52,000,000	29,085,940	0.78%	1.24%	7,668	49
19	GOZDNO GOSPODARSTVO POSTOJNA	90,562,875	90,562,875	0	0.71%	1.12%	55,731	1
20	KOMPAS HOTELI KG	85,039,000	79,999,500	0	0.67%	1.05%	15,047	19
21	HOTELI PALACE	63,413,355	0	55,977,499	0.50%	0.79%	60,141	43
22	KMETIJSKI KOMBINAT PTUJ	60,121,806	0	43,100,005	0.47%	0.75%	84,432	191
23	JAVOR PIVKA	59,703,161	51,576,300	5,292,509	0.47%	0.74%	71,420	29
24	DZS	51,664,596	40,320,000	2,080,980	0.40%	0.64%	16,471	24
25	RUDIS	49,719,676	0	23,913,770	0.39%	0.62%	22,582	71
26	MARINA PORTOROŽ	32,230,670	0	31,020,600	0.25%	0.40%	3,325	11
27	INLES RIBNICA	29,296,076	0	21,164,830	0.23%	0.36%	66,350	8
28	TOVARNA SLADKORJA ORMOŽ	27,950,657	0	27,249,656	0.22%	0.35%	7,766	9
29	KS1 - NALOŽBE	26,070,817	0	13,060,372	0.20%	0.32%	80,098	52
30	GORENJSKI TISK	25,276,735	0	19,667,514	0.20%	0.31%	12,057	20
31	MEDALJON	21,386,231	0	5,019,605	0.17%	0.27%	18,172	73
32	GOZDNO GOSPODARSTVO BLEĐ	20,640,520	0	19,713,417	0.16%	0.26%	23,452	33
33	ŽELEZARNA RAVNE - MONTER DRAVOGRAD	18,174,718	0	0	0.14%	0.23%	14,120	55
34	TOSAMA	15,727,517	0	1,596,000	0.12%	0.20%	2,555	50
35	IMP ČRPALKE	14,140,819	0	1,952	0.11%	0.18%	35,391	16
36	LIV POSTOJNA	14,113,053	0	829,200	0.11%	0.17%	1,443	21
37	MESNA INDUSTRIJA PRIMORSKE	13,062,956	0	11,614,524	0.10%	0.16%	15,801	29
38	LIP BLEĐ	12,866,333	0	6,690,204	0.10%	0.16%	18,910	42
39	JATA-REJA	12,198,531	0	11,303,505	0.10%	0.15%	1,142	15
40	MITOL	10,831,009	0	8,174,195	0.08%	0.13%	5,001	15
41	KOŠAKI TMI MARIBOR	10,305,076	0	9,849,976	0.08%	0.13%	853	12
42	AKTIVA AVANT	7,069,074	0	1,544,066	0.06%	0.09%	19,979	104
43	MERCATA HOLDING	5,651,381	0	2,822,726	0.04%	0.07%	22,425	89
44	SLOVENIJALES	5,505,035	0	1,290,000	0.04%	0.07%	917	33
45	CM CELJE	4,604,274	0	4,604,274	0.04%	0.06%	341	11
46	INTES	4,568,066	0	895,483	0.04%	0.06%	5,224	33
47	UNITAS	4,506,810	0	2,897,855	0.04%	0.06%	1,754	18
48	EGOLES ŠKOFJA LOKA	3,430,350	0	1,445,340	0.03%	0.04%	3,972	24
49	JUTEKS	3,207,281	0	1,113,379	0.03%	0.04%	757	12
50	KEMA PUCONCI	3,163,890	0	2,285,550	0.02%	0.04%	922	7
51	EMONA KRMILA	2,972,858	0	0	0.02%	0.04%	99	5
52	CAPITA	2,066,350	0	183,150	0.02%	0.03%	3,757	13
53	MERCATA 1 HOLDING	2,018,001	0	57,531	0.02%	0.03%	7,474	79
54	FRUCTAL	1,978,899	0	284,112	0.02%	0.02%	1,776	17
55	TEKSTINA	1,848,199	0	532,057	0.01%	0.02%	4,436	11
56	CREINA	1,542,491	0	1,133,279	0.01%	0.02%	468	6
57	ALPETOUR POTOVALNA AGENCIJA	1,540,214	0	1,540,214	0.01%	0.02%	1,274	10
58	LIZ INŽENIRING	1,408,857	0	1,294,612	0.01%	0.02%	1,300	8
59	PLAMA - PUR	1,406,152	0	1,090,240	0.01%	0.02%	874	6
60	DANA	1,320,080	0	556,268	0.01%	0.02%	757	13
61	LESNINA EMMI	1,136,150	0	891,080	0.01%	0.01%	2,092	6
62	KD GROUP	1,100,000	0	1,100,000	0.01%	0.01%	100	2
63	JADRAN	1,010,369	0	711,332	0.01%	0.01%	209	11
64	CEMENTARNA TRBOVLJE	992,500	0	0	0.01%	0.01%	55	4
65	INTEGRAL JESENICE	973,987	0	595,725	0.01%	0.01%	1,595	2
66	KLASJE	936,818	0	440,609	0.01%	0.01%	1,688	10
67	MLAJ	924,800	0	739,200	0.01%	0.01%	1,156	7
68	AVTOPREVOŽNIŠTVO IN SERVISI	863,676	0	863,016	0.01%	0.01%	6,541	2
69	COLOR	795,606	0	32,624	0.01%	0.01%	488	30
70	TUS KO-SI	726,000	0	291,000	0.01%	0.01%	726	5

1. Shares (2)

		Total (in SIT)	Block trades (in SIT)	Cross trades (in SIT)	Share in total turnover on free market	Share in turnover of shares	Volume in pieces	Number of bargains
71	TUB SWATY	679,422	0	0	0.01%	0.01%	96	6
72	AVANT HOLDING	670,480	0	67,515	0.01%	0.01%	1,489	10
73	ALPDOM	644,275	0	644,275	0.01%	0.01%	450	4
74	DOM SMREKA	582,505	0	573,960	0.00%	0.01%	911	6
75	POTROŠNIK	512,291	0	256,271	0.00%	0.01%	502	2
76	STC CELJE	477,480	0	333,840	0.00%	0.01%	146	2
77	NOVOLIT	442,200	0	282,200	0.00%	0.01%	266	2
78	SVILANIT	423,616	0	231,321	0.00%	0.01%	457	3
79	GEA TOVARNA OLJA	391,500	0	0	0.00%	0.00%	261	2
80	HIDROTEHNIK	350,924	0	221,724	0.00%	0.00%	520	4
81	SVILA	275,660	0	203,960	0.00%	0.00%	2,762	4
82	PULSAR HOLDING	241,920	0	147,420	0.00%	0.00%	945	3
83	NIKO ŽELEZNIKI	229,998	0	0	0.00%	0.00%	12	3
84	PPC GORENJSKI SEJEM	197,949	0	9,126	0.00%	0.00%	126	27
85	SATURNUS AVTOOPREMA	196,000	0	0	0.00%	0.00%	56	1
86	ZDRAVILIŠČE ROGAŠKA	133,069	0	25,217	0.00%	0.00%	921	3
87	VELETRGOVINA POTROŠNIK	118,902	0	17,560	0.00%	0.00%	129	16
88	AGROKOMBINAT MARIBOR	108,055	0	64,254	0.00%	0.00%	287	8
89	MK TISKARNA	83,338	0	32,338	0.00%	0.00%	89	3
90	JELEN	80,570	0	3,570	0.00%	0.00%	124	8
91	TOPLICE DOBRNA	59,670	0	0	0.00%	0.00%	51	1
92	KRUH-PECIVO	28,896	0	28,896	0.00%	0.00%	96	1
93	TOTRA PLASTIKA	5,000	0	5,000	0.00%	0.00%	5	1
94	MURALES	3,000	0	0	0.00%	0.00%	3	1
95	ZLATOROG	0	0	0	0.00%	0.00%	0	0
96	GRADIS GP	0	0	0	0.00%	0.00%	0	0
97	ELMO	0	0	0	0.00%	0.00%	0	0
98	UPIMO GROUP	0	0	0	0.00%	0.00%	0	0
99	RTC KRVAVEC	0	0	0	0.00%	0.00%	0	0
100	HIPOTEKARNA BANKA	0	0	0	0.00%	0.00%	0	0
101	KOVINTRADE	0	0	0	0.00%	0.00%	0	0
102	RAZVOJNA DRUŽBA	0	0	0	0.00%	0.00%	0	0
103	INTARA	0	0	0	0.00%	0.00%	0	0
104	GRAD PRESTRANEK	0	0	0	0.00%	0.00%	0	0
105	KMEČKA DZU	0	0	0	0.00%	0.00%	0	0
106	INTERTRADE ITA	0	0	0	0.00%	0.00%	0	0
107	SIJAJ HRASTNIK	0	0	0	0.00%	0.00%	0	0
108	DRAVINJSKI DOM	0	0	0	0.00%	0.00%	0	0
109	SAVINJA MOZIRJE	0	0	0	0.00%	0.00%	0	0
110	GRADIS SPO	0	0	0	0.00%	0.00%	0	0
111	ZASAVSKI RAČUNSKI CENTER	0	0	0	0.00%	0.00%	0	0
112	BOHOR	0	0	0	0.00%	0.00%	0	0
113	VOC CELJE	0	0	0	0.00%	0.00%	0	0
114	DADAS	0	0	0	0.00%	0.00%	0	0
115	MEDVEŠEK PUŠNIK	0	0	0	0.00%	0.00%	0	0
	Preferred shares	12,097,290	0	2,749,376	0.09%	0.15%	2,634	217
1	KMEČKA DRUŽBA HOLDING	12,097,290	0	2,749,376	0.09%	0.15%	2,634	217
2	HIPOTEKARNA BANKA	0	0	0	0.00%	0.00%	0	0
3	PRIMOFIN	0	0	0	0.00%	0.00%	0	0
4	ZDRAVILIŠČE ROGAŠKA	0	0	0	0.00%	0.00%	0	0

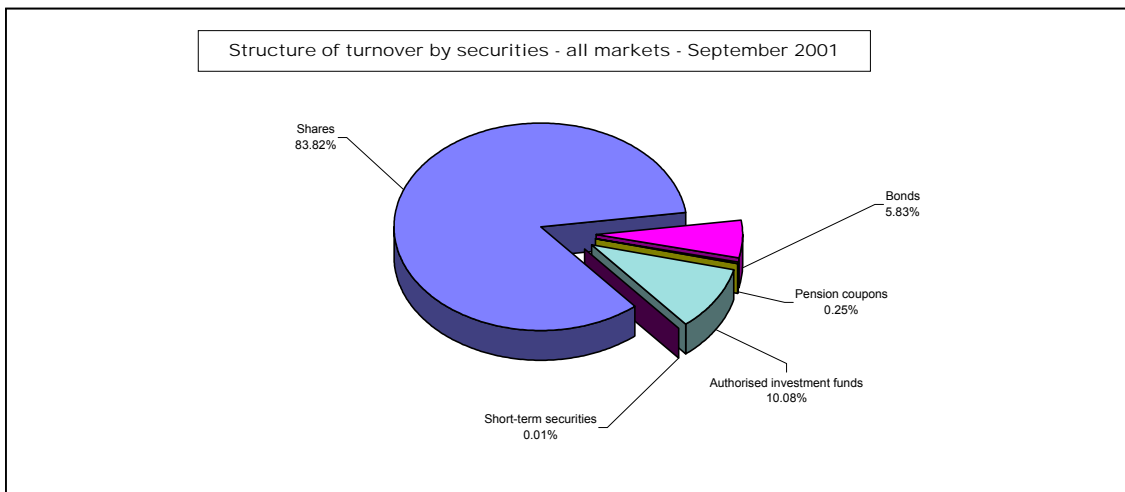
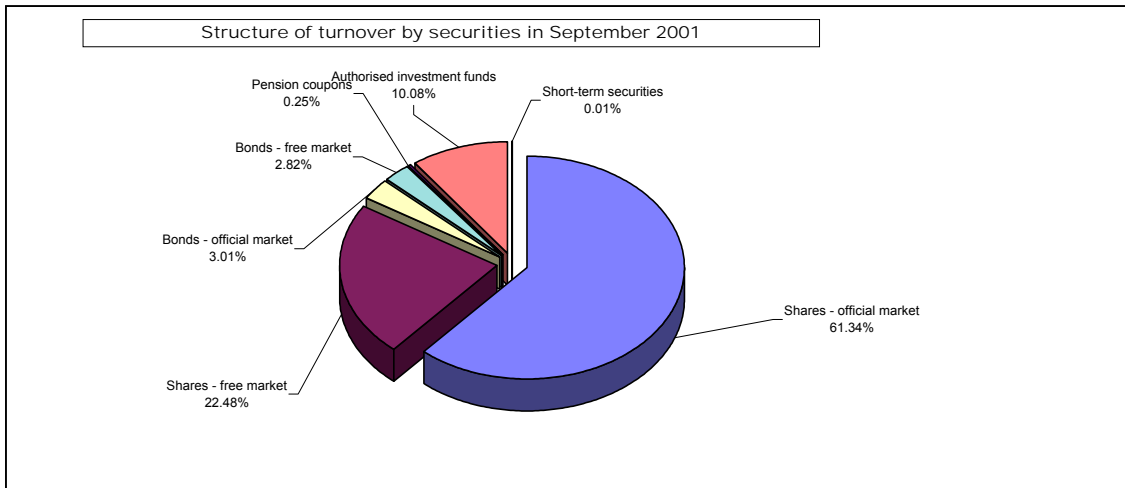
2. Bonds

Issue	Total (in SIT)	Block trades (in SIT)	Cross trades (in SIT)	Share in total turnover on free market	Share in turnover of bonds	Volume in pieces	Number of bargains
Bonds	1,010,269,010	343,803,705	197,156,786	7.90%	100.00%	120,833	428
1 SLOV. ODŠKODNINSKA DRUŽBA 2 nd issue	953,006,492	309,936,494	173,761,479	7.45%	94.33%	118,257	420
2 BORZNA DR. POTEZA OBVEZNICE 2 nd issue	53,335,742	33,867,211	19,468,531	0.42%	5.28%	2,426	2
3 PROBANKA 4 th issue	1,753,922	0	1,753,922	0.01%	0.17%	80	2
4 STANOVANJSKI SKLAD 3 rd issue	1,522,980	0	1,522,980	0.01%	0.15%	15	2
5 KMEČKA DRUŽBA 1 st issue	606,579	0	606,579	0.00%	0.06%	53	1
6 VIPA	43,295	0	43,295	0.00%	0.00%	2	1
7 AUTOCOMMERCE 1 st issue	0	0	0	0.00%	0.00%	0	0
8 BANKA KOPER 2 nd issue	0	0	0	0.00%	0.00%	0	0
9 OBČINA LAŠKO	0	0	0	0.00%	0.00%	0	0
10 OBČINA ŠMARJE	0	0	0	0.00%	0.00%	0	0
11 SI.MOBIL 1 st issue	0	0	0	0.00%	0.00%	0	0
12 UBK KONVERTIBILNE	0	0	0	0.00%	0.00%	0	0
13 BANKA KOPER 3 rd issue	0	0	0	0.00%	0.00%	0	0
14 SIP STROJNA INDUSTRIJA 1 st issue, A series	0	0	0	0.00%	0.00%	0	0
15 SIP STROJNA INDUSTRIJA 1 st issue, B series	0	0	0	0.00%	0.00%	0	0
16 BANKA KOPER 4 th issue	0	0	0	0.00%	0.00%	0	0
Total free market (shares and bonds)	9,074,891,441	6,743,648,514	1,205,892,374	70.98%	-	2,190,245	3,435

3. Authorised investment funds and pension coupons

Issue	Total (in SIT)	Block trades (in SIT)	Cross trades (in SIT)	Share in total turnover on free market	Share in turnover of auth.inv. funds	Volume in pieces	Number of bargains
Total authorised investment funds	3,616,540,782	1,423,798,686	620,639,072	28.29%	100.00%	73,496,430	13,113
1 TRIGLAV STEBER II	502,547,580	361,244,287	65,815,466	3.93%	13.90%	12,492,754	1,157
2 ZVON ENA	374,469,679	257,690,000	17,720,606	2.93%	10.35%	5,129,980	649
3 POMURSKA INV.DRUŽBA 1	304,872,923	220,616,177	32,712,730	2.38%	8.43%	2,733,570	237
4 NFD 2	265,961,554	51,948,000	64,366,740	2.08%	7.35%	6,799,167	1,568
5 MAKSIMA 1	265,927,788	55,583,296	50,660,365	2.08%	7.35%	4,824,839	871
6 ATENA 1. SKLAD	254,194,781	165,665,926	30,835,352	1.99%	7.03%	4,877,241	624
7 TRDNJAVA	248,794,134	74,651,000	71,501,155	1.95%	6.88%	7,878,052	176
8 TRIGLAV STEBER 1	233,433,276	0	56,695,253	1.83%	6.45%	2,142,584	953
9 VIZIJA DPB	232,455,017	206,000,000	19,498,217	1.82%	6.43%	5,807,457	120
10 NFD 1	162,966,292	0	32,493,837	1.27%	4.51%	1,640,088	952
11 INFOND ZLAT	154,090,063	0	12,756,326	1.21%	4.26%	3,387,073	1,007
12 PID KMEČKA DRUŽBA	94,646,662	0	16,985,122	0.74%	2.62%	3,677,698	774
13 ZVON DVA	88,834,143	0	4,576,339	0.69%	2.46%	2,560,568	867
14 ID KMEČKA DRUŽBA	82,512,823	0	47,394,222	0.65%	2.28%	1,161,920	645
15 ZLATA MONETA 1	69,215,111	30,400,000	12,174,850	0.54%	1.91%	877,519	389
16 POMURSKA INV.DRUŽBA 2	56,226,207	0	1,751,474	0.44%	1.55%	1,585,586	264
17 ZLATA MONETA II	28,620,455	0	9,562,121	0.22%	0.79%	726,876	429
18 MODRA LINIJA	27,481,855	0	16,070,716	0.21%	0.76%	481,601	80
19 VIPA INVEST SOČA	23,748,037	0	20,393,418	0.19%	0.66%	621,693	86
20 KRONA SENIOR	20,717,334	0	3,432,499	0.16%	0.57%	593,038	138
21 NIKA	19,774,590	0	1,252,008	0.15%	0.55%	482,406	97
22 VIPA INVEST NANOS	15,656,941	0	1,494,698	0.12%	0.43%	188,027	72
23 SETEV	12,299,241	0	9,150,249	0.10%	0.34%	380,096	39
24 TRDNJAVA I	9,866,101	0	491,496	0.08%	0.27%	350,147	34
25 MODRA LINIJA 2	9,105,439	0	6,885,116	0.07%	0.25%	219,730	63
26 MERCATA	7,034,617	0	4,809,602	0.06%	0.19%	298,394	88
27 NIKA 1	6,238,137	0	1,253,973	0.05%	0.17%	159,214	74
28 ARKADA ENA	5,967,517	0	1,433,039	0.05%	0.17%	155,629	59
29 KOMPAS SKLAD 4	5,568,864	0	379,680	0.04%	0.15%	225,957	113
30 CAPINVEST 2	5,463,976	0	34,020	0.04%	0.15%	137,405	15
31 NIKA 2	4,752,650	0	1,977,020	0.04%	0.13%	119,225	43
32 ARKADA DVA	3,898,561	0	523,048	0.03%	0.11%	103,402	33
33 ARKADA TRI	3,536,046	0	165,269	0.03%	0.10%	121,497	35
34 KOMPAS SKLAD 2	3,197,319	0	640,026	0.03%	0.09%	121,787	63
35 PID AKTIVA AVANT I	3,113,815	0	1,036,165	0.02%	0.09%	138,744	113
36 KRONA KRONA	2,976,740	0	648,543	0.02%	0.08%	70,475	36
37 MERCATA 1	2,563,349	0	172,852	0.02%	0.07%	100,363	83
38 PLOD	1,603,395	0	331,730	0.01%	0.04%	53,173	27
39 TRGATEV	1,432,650	0	52,380	0.01%	0.04%	47,755	25
40 MODRA LINIJA 3	775,118	0	511,350	0.01%	0.02%	23,700	15
Pension coupons	88,671,856	0	19,132,035	0.69%	-	1,962,885	957
Short-term securities	5,226,900	0	0	0.04%	-	570	1
Total free market	12,785,330,979	8,167,447,200	1,845,663,481	100%	-	77,650,130	17,506
Total turnover in September 2001	35,867,653,135	18,889,839,507	5,815,131,314	-	-	80,177,418	28,792

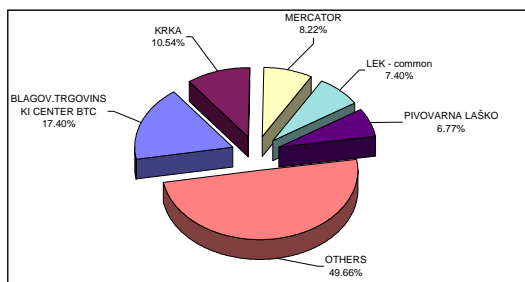
Structure of turnover by securities in September 2001



C3) MOST TRADED SECURITIES IN SEPTEMBER 2001

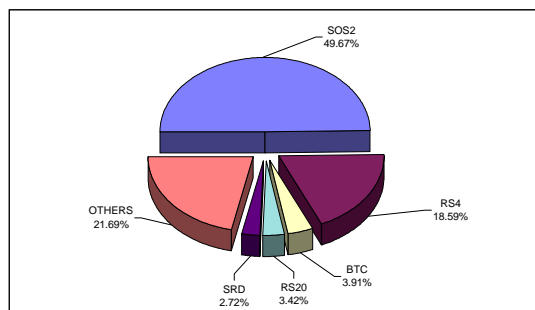
MOST TRADED SHARES

Issue	Turnover (in SIT) - order book trades only	Market capitalisation as of 30 September 2001 (in SIT)	Number of bargains - order book trades only
BLAGOVNO TRGOVINSKI CENTER BTC	2,331,564,061.00	11,976,162,000.00	494
KRKA	1,412,353,876.00	93,139,130,927.08	1,643
MERCATOR	1,100,905,446.00	51,737,255,340.16	1,093
LEK - common	991,954,775.00	77,302,143,940.19	1,034
PIVOVARNA LAŠKO	906,408,410.00	31,042,471,343.40	744
Others	6,653,394,949.00	520,145,537,895.27	8,873
Total	13,396,581,517.00	785,342,701,446.10	13,881



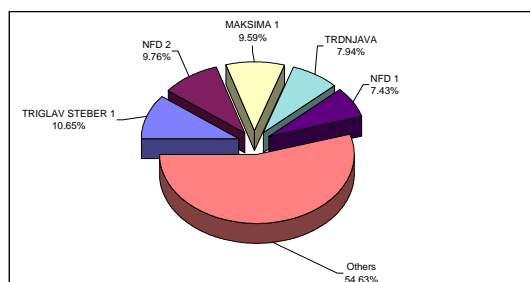
MOST TRADED BONDS

Issue	Turnover (in SIT) - order book trades only	Market capitalisation as of 30 September 2001 (in SIT)	Number of bargains - order book trades only
SLOVENSKA ODŠKODNINSKA DRUŽBA 2 nd issue	643,069,998.00	41,095,029,000.00	417
REPUBLIKA SLOVENIJA 4 th issue	240,712,537.00	32,156,514,365.48	52
BTC HIPOTEKARNE OBVEZNICE	50,580,250.00	3,905,522,567.59	51
REPUBLIKA SLOVENIJA 20 th issue	44,292,850.00	5,967,000,000.00	14
SLOVENSKA RAZVOJNA DRUŽBA	35,193,149.00	5,473,723,125.00	25
Others	280,742,475.00	226,527,991,351.87	164
Total	1,294,591,259.00	315,125,780,409.94	723



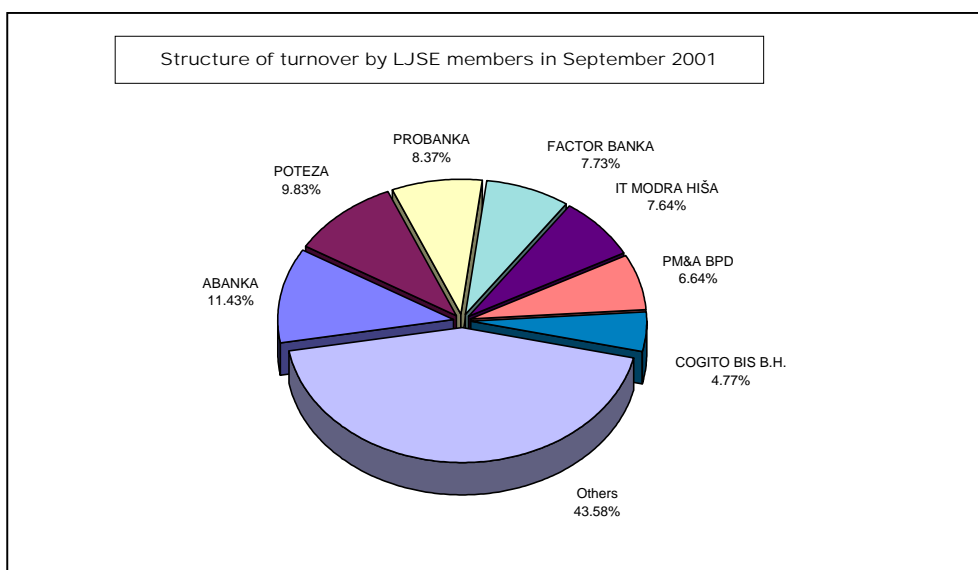
MOST TRADED AUTHORISED INVESTMENT FUNDS

Issue	Turnover (in SIT) - order book trades only	Market capitalisation as of 30 September 2001 (in SIT)	Number of bargains - order book trades only
TRIGLAV STEBER 1	233,433,276.00	15,987,641,748.00	953
NFD 2	214,013,554.00	12,205,893,915.51	1,567
MAKSIMA 1	210,344,492.00	11,917,709,827.43	870
TRDNJAVA	174,143,134.00	759,829,926.60	175
NFD 1	162,966,292.00	16,183,282,634.00	952
Others	1,197,841,348.00	100,431,904,683.63	8,582
Total	2,192,742,096.00	157,486,262,735.17	13,099



C4) TURNOVER BY LJSE MEMBERS IN SEPTEMBER 2001

	Member	Official market (in SIT)	Free market (in SIT)	Total (in SIT)	Share in turnover
1	ABANKA	4,418,128,953	3,783,139,647	8,201,268,600	11.43%
2	POTEZA	5,550,952,809	1,501,726,064	7,052,678,874	9.83%
3	PROBANKA	2,646,304,900	3,360,565,091	6,006,869,992	8.37%
4	FACTOR BANKA	2,925,083,665	2,622,909,552	5,547,993,216	7.73%
5	IT MODRA HIŠA	5,140,778,178	342,170,340	5,482,948,518	7.64%
6	PM&A BPD	1,272,357,270	3,490,714,593	4,763,071,864	6.64%
7	COGITO BIS B.H.	3,199,440,623	220,261,574	3,419,702,197	4.77%
8	ILIRIKA BPH	2,005,739,819	849,537,489	2,855,277,308	3.98%
9	GBD Gorenjska borzno posredniška družba	1,735,005,523	518,769,503	2,253,775,026	3.14%
10	PUBLIKUM	2,097,900,432	153,186,845	2,251,087,277	3.14%
11	BANK AUSTRIA CREDITANSTALT	1,036,029,506	1,167,779,708	2,203,809,214	3.07%
12	MARIBORSKA BPH	1,368,076,700	649,194,236	2,017,270,936	2.81%
13	NOVA LJUBLJANSKA BANKA	1,609,559,887	326,406,642	1,935,966,529	2.70%
14	SLOV. ZADRUŽNA KMETIJSKA BANKA	1,374,082,552	343,018,721	1,717,101,273	2.39%
15	MEDVEŠEK PUŠNIK	1,335,807,013	293,175,334	1,628,982,348	2.27%
16	B P H	903,675,452	716,614,470	1,620,289,921	2.26%
17	DOLENJSKA BPD	1,259,663,978	342,259,492	1,601,923,469	2.23%
18	PERSPEKTIVA BPD	1,082,440,492	470,611,241	1,553,051,733	2.16%
19	SKB BANKA	680,201,621	418,757,774	1,098,959,395	1.53%
20	AC - BORZNO POSREDNIŠKA HIŠA	552,942,556	504,405,417	1,057,347,974	1.47%
21	Ebrokers	376,675,080	583,629,364	960,304,443	1.34%
22	ARGONOS BPH	582,971,946	362,008,529	944,980,475	1.32%
23	CERTIUS BPH	193,787,799	637,868,946	831,656,745	1.16%
24	KREKOVA BANKA	289,816,901	524,816,272	814,633,173	1.14%
25	PFC INTERFIN	676,179,360	97,151,923	773,331,284	1.08%
26	BANKA VIPA	361,774,384	259,474,239	621,248,624	0.87%
27	MOJA DELNICA BPH	480,579,709	117,519,017	598,098,725	0.83%
28	CELJSKA BPH	329,611,281	207,138,098	536,749,379	0.75%
29	BROD NA MURI BPH	134,997,414	399,535,304	534,532,718	0.75%
30	BANKA KOPER	503,261,108	29,785,423	533,046,530	0.74%
31	VERITAS BH	32,669,951	247,914,061	280,584,012	0.39%
32	GORENJSKA BANKA	8,147,442	28,617,045	36,764,487	0.05%
	Others	46,164,644,304	25,570,661,954	71,735,306,259	100.00%



C5) TURNOVER IN YEARS 2000 AND 2001

MONTHLY TURNOVER ON OFFICIAL MARKET

Year 2000	Number of trading days	Turnover (in SIT)			Number of bargains	
		per month	average per day	average per bargain	per month	average per day
January	20	11,554,378,176	577,718,909	1,561,613	7,399	370
February	20	10,951,114,275	547,555,714	1,256,006	8,719	436
March	23	15,372,135,198	668,353,704	1,671,248	9,198	400
April	18	9,680,572,547	537,809,586	1,516,380	6,384	355
May	21	7,441,426,783	354,353,656	1,064,125	6,993	333
June	22	13,757,152,486	625,325,113	2,136,204	6,440	293
July	21	11,220,647,580	534,316,551	1,628,305	6,891	328
August	22	5,425,317,256	246,605,330	779,164	6,963	317
September	21	7,239,713,602	344,748,267	1,049,842	6,896	328
October	21	10,433,181,511	496,818,167	1,344,829	7,758	369
November	21	12,273,478,491	584,451,357	1,300,157	9,440	450
December	19	30,831,713,449	1,622,721,760	3,262,960	9,449	497
TOTAL	249	146,180,831,354	7,140,778,114	18,570,833	92,530	4,475
AVERAGE 2000	20.75	12,181,735,946	587,071,612	1,579,821	7,711	372
YEAR 2001						
January	21	19,859,854,808	945,707,372	2,028,793	9,789	466
February	19	12,525,024,737	659,211,828	1,725,923	7,257	382
March	22	10,801,883,219	490,994,692	1,467,049	7,363	335
April	19	11,622,847,951	611,728,840	1,906,635	6,096	321
May	21	17,542,247,620	835,345,125	2,499,252	7,019	334
June	20	17,166,334,022	858,316,701	2,281,544	7,524	376
July	22	24,675,174,458	1,121,598,839	2,788,786	8,848	402
August	22	12,900,872,510	586,403,296	1,434,227	8,995	409
September	20	23,082,322,152	1,154,116,108	2,045,217	11,286	564
TOTAL	186	150,176,561,477	7,263,422,800	18,177,426	74,177	3,589
AVERAGE 2001	21	16,686,284,609	807,400,868	2,024,570	8,242	399

MONTHLY TURNOVER ON FREE MARKET *

Year 2000	Number of trading days	Turnover (in SIT)			Number of bargains	
		per month	average per day	average per bargain	per month	average per day
January	20	9,207,536,593	460,376,830	287,296	32,049	1,602
February	20	10,801,688,037	540,084,402	318,333	33,932	1,697
March	23	12,649,126,420	549,962,018	316,537	39,961	1,737
April	18	7,094,949,034	394,163,835	287,105	24,712	1,373
May	21	7,725,650,715	367,888,129	316,885	24,380	1,161
June	22	9,635,875,956	437,994,362	405,482	23,764	1,080
July	21	6,334,035,275	301,620,727	315,896	20,051	955
August	22	5,464,015,619	248,364,346	266,837	20,477	931
September	21	11,726,413,416	558,400,639	565,619	20,732	987
October	21	9,207,081,007	438,432,429	454,401	20,262	965
November	21	11,298,696,692	538,033,176	496,036	22,778	1,085
December	19	22,291,204,480	1,173,221,288	1,062,802	20,974	1,104
TOTAL	249	123,436,273,244	6,008,542,182	5,093,229	304,072	14,677
AVERAGE 2000	20.75	10,286,356,104	495,728,005	405,944	25,339	1,221
YEAR 2001						
January	21	13,407,910,913	638,471,948	783,997	17,102	814
February	19	6,211,656,272	326,929,277	261,841	23,723	1,249
March	22	7,241,224,971	329,146,590	293,131	24,703	1,123
April	19	5,890,406,532	310,021,396	333,130	17,682	931
May	21	8,571,753,552	408,178,741	504,636	16,986	809
June	20	14,650,016,959	732,500,848	1,097,626	13,347	667
July	22	6,131,352,699	278,697,850	395,546	15,501	705
August	22	5,866,333,197	266,651,509	335,737	17,473	794
September	20	12,785,330,977	639,266,549	730,340	17,506	875
TOTAL	186	80,755,986,072	3,929,864,708	4,735,984	164,023	7,967
AVERAGE 2001	21	8,972,887,341	434,171,968	492,346	18,225	882

* Includes the turnover of shares, bonds, inv.funds, short-term securities and pension coupons.

TURNOVER BY SECURITIES ON ALL MARKETS OF LJUBLJANA STOCK EXCHANGE IN YEARS 1998 - 2001

Total turnover and number of bargains

Year	Number of trading days	Turnover (in SIT)			Number of bargains	
		per year	average per day	average per bargain	per year	average per day
2001	186	230,932,547,549	1,241,572,836	969,490	238,200	1,281
2000	249	269,617,104,598	1,082,799,617	679,818	396,602	1,593
1999	254	265,671,058,734	1,045,949,050	594,292	447,038	1,760
1998	252	173,374,959,032	687,995,869	729,680	237,604	943

Average turnover and number of bargains

Year	Turnover (in SIT)			Number of bargains	
	per month	per day	per bargain	per month	per day
2001	25,659,171,950	1,241,572,836	969,490	26,467	1,281
2000	22,468,092,050	1,082,799,617	679,818	33,050	1,593
1999	22,139,254,895	1,045,949,050	594,292	37,253	1,760
1998	14,447,913,253	687,995,869	729,680	19,800	943

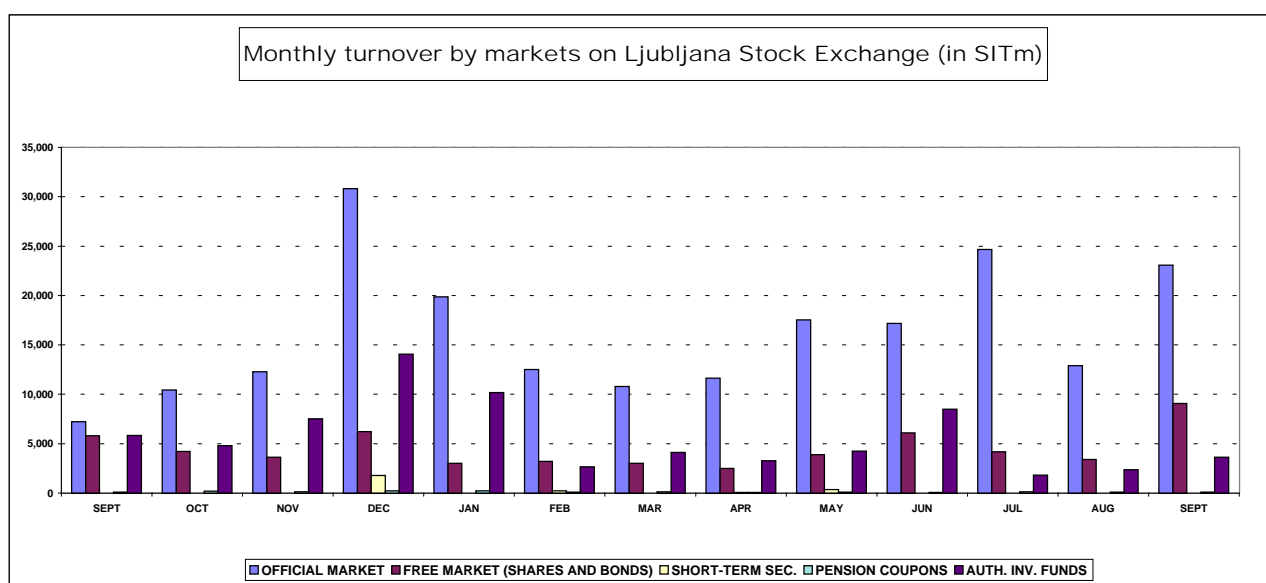
STRUCTURE OF TURNOVER

MONTHLY TURNOVER BY MARKETS ON LJUBLJANA STOCK EXCHANGE (in SIT)

YEAR 2000	OFFICIAL MARKET	FREE MARKET (SHARES AND BONDS)	SHORT-TERM SEC.	PENSION COUPONS	AUTHORISED INV. FUNDS	TOTAL
September	7,239,713,602	5,790,934,933	0	100,297,532	5,835,180,955	18,966,127,022
October	10,433,181,513	4,212,813,837	0	194,589,606	4,799,677,566	19,640,262,522
November	12,273,478,491	3,639,830,965	0	131,903,414	7,526,962,313	23,572,175,183
December	30,831,713,449	6,222,692,354	1,778,958,714	239,808,253	14,049,745,159	53,122,917,929
YEAR 2001						
January	19,859,854,808	3,000,827,600	0	228,681,921	10,178,401,392	33,267,765,721
February	12,525,024,737	3,206,020,353	241,267,912	103,530,741	2,660,837,266	18,736,681,009
March	10,801,883,219	3,012,466,600	0	116,114,180	4,112,644,192	18,043,108,191
April	11,622,847,948	2,496,461,297	49,625,000	55,701,329	3,288,618,901	17,513,254,475
May	17,542,247,617	3,886,750,028	349,983,000	100,605,853	4,234,414,665	26,114,001,164
June	17,166,334,022	6,090,600,891	0	57,843,995	8,501,572,073	31,816,350,981
July	24,675,174,458	4,180,182,541	0	144,759,666	1,806,410,492	30,806,527,157
August	12,900,872,510	3,418,962,967	0	81,180,038	2,366,190,192	18,767,205,707
September	23,082,322,152	9,074,891,442	5,226,900	88,671,856	3,616,540,779	35,867,653,129
TOTAL 2001	150,176,561,471	38,367,163,719	646,102,812	977,089,579	40,765,629,952	230,932,547,533

MONTHLY TURNOVER BY SECURITIES ON LJUBLJANA STOCK EXCHANGE (in SIT)

YEAR 2000	SHARES	BONDS	SHORT-TERM SEC.	PENSION COUPONS	AUTHORISED INV. FUNDS	TOTAL
September	10,131,536,028	2,899,112,507	0	100,297,532	5,835,180,955	18,966,127,022
October	11,968,164,176	2,677,831,173	0	194,589,606	4,799,677,566	19,640,262,521
November	12,147,213,292	3,766,096,164	0	131,903,414	7,526,962,313	23,572,175,183
December	28,094,668,287	8,959,737,516	1,778,958,714	239,808,253	14,049,745,159	53,122,917,929
YEAR 2001						
January	19,144,723,509	3,715,958,898	0	228,681,921	10,178,401,392	33,267,765,720
February	10,101,522,961	5,629,522,129	241,267,912	103,530,741	2,660,837,266	18,736,681,009
March	10,517,637,139	3,296,712,680	0	116,114,180	4,112,644,192	18,043,108,191
April	10,034,783,459	4,084,525,785	49,625,000	55,701,329	3,288,618,902	17,513,254,475
May	17,834,968,827	3,594,028,819	349,983,000	100,605,853	4,234,414,665	26,114,001,164
June	20,351,552,526	2,905,382,387	0	57,843,995	8,501,572,073	31,816,350,981
July	24,652,522,010	4,202,834,989	0	144,759,666	1,806,410,492	30,806,527,157
August	13,199,051,688	3,120,783,789	0	81,180,038	2,366,190,192	18,767,205,707
September	30,065,871,531	2,091,342,063	5,226,900	88,671,856	3,616,540,779	35,867,653,129
TOTAL 2001	155,902,633,650	32,641,091,539	646,102,812	977,089,579	40,765,629,953	230,932,547,533



D) MARKET CAPITALISATION

MARKET CAPITALISATION - OFFICIAL MARKET (in SIT)

	30 Sept 2000	31 Dec 2000	31 Aug 2001	30 Sept 2001	Index 30 Sept 2001 / 31 Aug 2001	Index 30 Sept 2001 / 31 Dec 2000	Index 30 Sept 2001 / 30 Sept 2000	Share
SHARES	480,195,521,279	579,446,081,627	653,037,070,394	647,896,427,400	99	112	135	71.23%
Banks	35,983,596,070	44,303,719,033	74,824,491,169	73,039,319,736	98	165	203	11.27%
Companies	444,211,925,209	535,142,362,594	578,212,579,224	574,857,107,664	99	107	129	88.73%
BONDS	229,055,554,340	228,563,080,455	257,553,130,290	261,705,775,632	102	115	114	28.77%
State	181,879,413,805	178,553,607,502	208,392,850,986	208,462,271,440	100	117	115	79.66%
Banks	37,794,654,206	41,519,859,874	40,753,627,950	44,875,374,461	110	108	119	17.15%
Companies	9,381,486,329	8,489,613,080	8,406,651,354	8,368,129,731	100	99	89	3.20%
TOTAL	709,251,075,620	808,009,162,082	910,590,200,684	909,602,203,032	100	113	128	100.00%

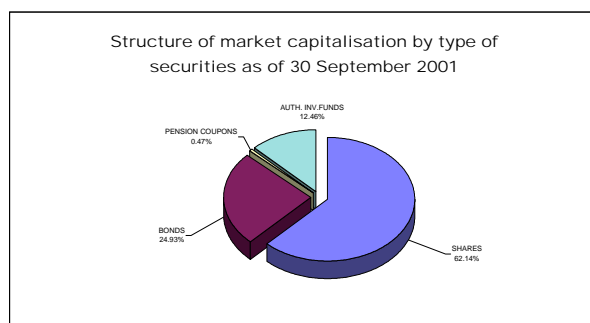
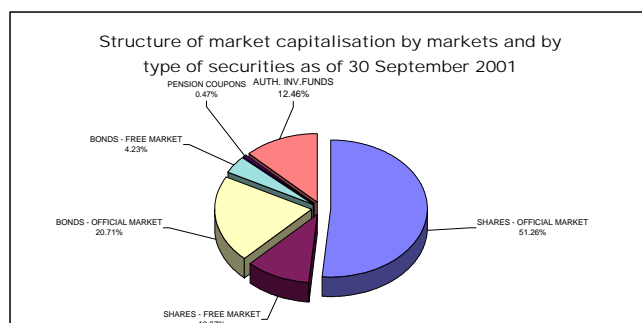
MARKET CAPITALISATION - FREE MARKET (in SIT)

	30 Sept 2000	31 Dec 2000	31 Aug 2001	30 Sept 2001	Index 30 Sept 2001 / 31 Aug 2001	Index 30 Sept 2001 / 31 Dec 2000	Index 30 Sept 2001 / 30 Sept 2000	Share
SHARES	136,483,018,570	125,646,427,438	136,476,191,053	137,446,274,046	101	109	101	38.80%
Banks	1,517,700,000	1,517,700,000	1,517,700,000	1,517,700,000	100	100	100	1.10%
Companies	134,965,318,570	124,128,727,438	134,958,491,053	135,928,574,046	101	110	101	98.90%
BONDS	24,181,941,521	26,451,580,268	52,646,286,115	53,420,004,778	101	202	221	15.08%
State	16,332,553,552	16,931,718,340	42,031,903,973	43,089,625,365	103	254	264	80.66%
Communities	506,947,917	278,830,764	288,896,908	22,604,792	8	8	4	0.04%
Banks	2,109,241,225	3,938,873,757	4,870,024,569	4,874,795,113	100	124	231	9.13%
Companies	5,233,198,827	5,302,157,407	5,455,460,665	5,432,979,507	100	102	104	10.17%
PENSION COUPONS	5,331,640,432	6,703,101,561	5,534,998,398	5,921,699,857	107	88	111	1.67%
INVESTMENT FUNDS	139,568,498,422	171,621,207,464	152,425,431,909	157,486,262,735	103	92	113	44.45%
TOTAL *	305,565,098,945	330,422,316,731	347,082,907,475	354,274,241,416	102	107	116	100.00%
TOTAL SHARES	616,678,539,849	705,092,509,065	789,513,261,447	785,342,701,446	99	111	127	62.14%
TOTAL BONDS	253,237,495,862	255,014,660,724	310,199,416,405	315,125,780,410	102	124	124	24.93%
PENSION COUPONS	5,331,640,432	6,703,101,561	5,534,998,398	5,921,699,857	107	88	111	0.47%
INVESTMENT FUNDS	139,568,498,422	171,621,207,464	152,425,431,909	157,486,262,735	103	92	113	12.46%
TOTAL CAPITALISATION ON LJSE *	1,014,816,174,565	1,138,431,478,813	1,257,673,108,158	1,263,876,444,449	100	111	125	100.00%

* Investment funds are included in market capitalisation

EXCHANGE RATES

IDEM=106,6372 SIT as of 30 Sept 2000	IDEM=108,1070 SIT as of 29 Dec 2000	IDEM=112,0098 SIT as of 31 Aug 2001	IDEM=112,2815 SIT as of 30 Sept 2001
USD=235,6392 SIT as of 30 Sept 2000	USD=227,7701 SIT as of 29 Dec 2000	USD=241,0831 SIT as of 31 Aug 2001	USD=238,4922 SIT as of 30 Sept 2001
EUR=208,5643 SIT as of 31 Sept 2000	EUR=211,4390 SIT as of 29 Dec 2000	EUR=219,0722 SIT as of 31 Aug 2001	EUR=219,6036 SIT as of 30 Sept 2001



D1) MARKET CAPITALISATION OF SHARES - OFFICIAL MARKET AS OF 30 SEPTEMBER 2001

Issue	Number of shares traded	Number of issued shares	Share of traded shares	Price as of 30 Sept 2001	Market capitalisation as of 30 Sept 2001 (in SIT)	Market capitalisation as of 30 Sept 2001 (in DEM)	Market capitalisation as of 30 Sept 2001 (in EUR)	Market capitalisation as of 30 Sept 2001 (in USD)
Common shares	-	-	-	-	638,648,278,800	5,687,920,796	2,908,186,746	2,677,858,139
1 Krka	3,542,612	3,542,612	100.00%	26,291 SIT	93,139,130,927	829,514,487	424,123,880	390,533,237
2 Lek	1,790,623	1,792,782	99.88%	43,171 SIT	77,302,143,940	688,467,325	352,007,635	324,128,604
3 Mercator	3,208,504	3,208,504	100.00%	16,125 SIT	51,737,255,340	460,781,655	235,593,840	216,934,790
4 Petrol	2,086,301	2,086,301	100.00%	22,293 SIT	46,510,930,480	414,235,030	211,794,936	195,020,762
5 Banka Koper	531,359	531,359	100.00%	82,883 SIT	44,040,877,736	392,236,279	200,547,157	184,663,808
6 Pivovarna Laško	6,363,405	6,363,405	100.00%	4,878 SIT	31,042,471,343	276,470,045	141,356,842	130,161,369
7 Sava	1,720,987	1,720,987	100.00%	17,160 SIT	29,532,136,920	263,018,725	134,479,293	123,828,523
8 Pivovarna Union	451,114	451,114	100.00%	63,136 SIT	28,481,524,482	253,661,774	129,695,162	119,423,296
9 Gorenje	12,200,000	12,200,000	100.00%	1,999 SIT	24,386,214,000	217,188,174	111,046,513	102,251,621
10 Istrabenz	5,180,000	5,180,000	100.00%	4,560 SIT	23,622,198,600	210,383,711	107,567,447	99,048,097
11 Intereuropa	7,210,700	7,210,700	100.00%	3,106 SIT	22,394,919,953	199,453,338	101,978,838	93,902,106
12 Luka	7,140,000	7,140,000	100.00%	3,078 SIT	21,979,062,000	195,749,629	100,085,163	92,158,410
13 SKB banka	7,800,000	7,800,000	100.00%	2,223 SIT	17,339,400,000	154,427,933	78,987,722	72,704,265
14 Merkur	912,585	912,585	100.00%	13,629 SIT	12,437,401,945	110,769,824	56,635,692	52,150,141
15 BTC	725,828	725,828	100.00%	16,500 SIT	11,976,162,000	106,661,935	54,535,363	50,216,158
16 Droga	282,768	282,768	100.00%	39,000 SIT	11,027,952,000	98,216,999	50,217,537	46,240,305
17 Kolinska	3,166,992	3,169,525	99.92%	3,050 SIT	9,659,863,989	86,032,552	43,987,731	40,503,899
18 Delo Ljubljana	667,464	667,464	100.00%	13,650 SIT	9,110,883,600	81,143,230	41,487,861	38,202,019
19 Dolenjska banka	376,515	376,545	99.99%	22,800 SIT	8,584,542,000	76,455,534	39,091,080	35,995,064
20 Terme Čatež	449,981	449,981	100.00%	16,266 SIT	7,319,449,444	65,188,383	33,330,280	30,690,519
21 Etol	274,576	274,576	100.00%	23,980 SIT	6,584,283,056	58,640,854	29,982,583	27,607,960
22 Aerodrom	1,936,229	1,936,229	100.00%	3,001 SIT	5,810,507,055	51,749,461	26,458,070	24,363,510
23 Žito	337,446	348,765	96.75%	15,846 SIT	5,347,311,043	47,624,150	24,349,833	22,421,325
24 Salus	124,970	125,000	99.98%	39,515 SIT	4,938,220,793	43,980,716	22,486,976	20,706,005
25 Kompas MTS	3,526,714	3,526,714	100.00%	1,320 SIT	4,655,262,480	41,460,637	21,198,480	19,519,559
26 Radenska	5,061,856	5,061,856	100.00%	820 SIT	4,150,823,157	36,968,006	18,901,435	17,404,440
27 Delo Prodaja	593,549	593,549	100.00%	6,590 SIT	3,911,493,845	34,836,494	17,811,611	16,400,930
28 Comet	1,700,688	1,700,688	100.00%	2,150 SIT	3,656,479,200	32,565,286	16,650,361	15,331,651
29 Mlinotest	2,389,177	2,389,177	100.00%	1,530 SIT	3,655,942,537	32,560,507	16,647,917	15,329,401
30 Zdravilišče Moravske Toplice	2,861,843	2,861,843	100.00%	1,181 SIT	3,380,237,241	30,105,024	15,392,449	14,173,366
31 Živila	319,997	319,997	100.00%	9,752 SIT	3,120,610,744	27,792,742	14,210,198	13,084,750
32 Emona Obala	1,741,456	1,741,456	100.00%	1,761 SIT	3,066,704,016	27,312,638	13,964,726	12,858,718
33 Kovinotehna	4,124,504	4,124,504	100.00%	320 SIT	1,319,841,280	11,754,753	6,010,108	5,534,107
34 Tehnunion	84,005	84,005	100.00%	13,000 SIT	1,092,065,000	9,726,135	4,972,892	4,579,039
35 GPG	199,411	199,411	100.00%	4,850 SIT	967,143,350	8,613,559	4,404,041	4,055,241
36 Koloniale	650,516	650,516	100.00%	1,260 SIT	819,650,160	7,299,957	3,732,408	3,436,801
37 Geodetski zavod Slovenije	379,820	379,820	100.00%	1,000 SIT	379,820,000	3,382,748	1,729,571	1,592,589
38 Nika	479,688	480,000	99.94%	349 SIT	167,363,143	1,490,567	762,115	701,755
Preferred shares	-	-	-	-	9,248,148,600	82,365,738	42,112,919	38,777,573
1 Lek	138,820	140,394	98.88%	42,875 SIT	5,951,907,500	53,008,799	27,102,960	24,956,403
2 Probanka	400,000	400,000	100.00%	4,930 SIT	1,972,000,000	17,563,000	8,979,816	8,268,614
3 Banka Vipa	17,500	17,500	100.00%	63,000 SIT	1,102,500,000	9,819,071	5,020,410	4,622,793
4 Kovinotehna	527,955	527,955	100.00%	420 SIT	221,741,100	1,974,868	1,009,733	929,762
TOTAL SHARES	-	-	-	-	647,896,427,400	5,770,286,533	2,950,299,664	2,716,635,711

EXCHANGE RATES		
	1 DEM =	112.2815 SIT as of 30 Sept 2001
	1 USD =	238.4922 SIT as of 30 Sept 2001
	1 EUR =	219.6036 SIT as of 30 Sept 2001

MARKET CAPITALISATION OF SHARES - FREE MARKET AS OF 30 SEPTEMBER 2001

Issue	Number of shares traded	Number of issued shares	Share of traded shares	Price as of 30 Sept 2001	Market capitalisation as of 30 Sept 2001 (in SIT)	Market capitalisation as of 30 Sept 2001 (in DEM)	Market capitalisation as of 30 Sept 2001 (in EUR)	Market capitalisation as of 30 Sept 2001 (in USD)
Common shares	-	-	-	-	135,743,585,015	1,208,957,709	618,130,053	569,174,107
1 CINKARNA	812,477	814,626	99.74%	13,100 SIT	10,643,448,700	94,792,541	48,466,640	44,628,079
2 HELIOS	219,861	219,861	100.00%	38,500 SIT	8,464,650,699	75,387,759	38,545,136	35,492,359
3 KMEČKA DRUŽBA HOLDING	924,969	924,969	100.00%	8,191 SIT	7,576,356,331	67,476,444	34,500,146	31,767,732
4 BELINKA HOLDING	2,702,532	2,702,532	100.00%	2,450 SIT	6,621,203,400	58,969,674	30,150,705	27,762,767
5 DZS	1,429,368	1,686,384	84.76%	3,050 SIT	4,359,572,400	38,827,166	19,852,008	18,279,727
6 HOTELI PALACE	2,346,102	2,346,102	100.00%	1,409 SIT	3,304,648,894	29,431,820	15,048,246	13,856,423
7 CETIS	200,000	220,642	90.64%	15,899 SIT	3,179,800,000	28,319,892	14,479,726	13,332,931
8 CEMENTARNA TRBOVLJE	176,600	176,600	100.00%	17,500 SIT	3,090,500,000	27,524,570	14,073,084	12,958,495
9 GRAND HOTEL UNION	1,814,613	1,814,613	100.00%	1,701 SIT	3,086,656,713	27,490,341	14,055,583	12,942,380
10 VALKARTON	852,097	852,156	99.99%	3,600 SIT	3,067,549,200	27,320,166	13,968,574	12,862,262
11 NAMA	1,907,590	1,907,590	100.00%	1,604 SIT	3,059,774,360	27,250,922	13,933,170	12,829,662
12 MARINA PORTOROŽ	313,932	313,932	100.00%	9,110 SIT	2,859,920,520	25,470,986	13,023,104	11,991,673
13 FRUCTAL	2,504,151	2,505,613	99.94%	1,130 SIT	2,829,916,004	25,203,760	12,886,474	11,865,864
14 JATA-MESO	119,602	119,602	100.00%	22,421 SIT	2,681,639,499	23,883,182	12,211,273	11,244,139
15 JUTEKS	641,432	641,432	100.00%	4,007 SIT	2,570,218,024	22,890,842	11,703,897	10,776,948
16 TUB SWATY	288,940	288,940	100.00%	7,399 SIT	2,137,939,295	19,040,886	9,735,447	8,964,399
17 MEDALJON	1,734,000	1,734,000	100.00%	1,204 SIT	2,087,406,540	18,590,832	9,505,338	8,752,515
18 GORENJSKI TISK	960,176	1,070,328	89.71%	2,070 SIT	1,987,564,320	17,701,619	9,050,691	8,333,876
19 PINUS RAČE	148,203	148,203	100.00%	12,951 SIT	1,919,427,442	17,094,779	8,740,419	8,048,177
20 KMETIJSKI KOMBINAT PTUJ	2,531,109	2,531,109	100.00%	745 SIT	1,884,537,206	16,784,040	8,581,541	7,901,882
21 TOSAMA	295,670	295,670	100.00%	6,345 SIT	1,875,934,492	16,707,423	8,542,367	7,865,811
22 SLOVENIJALES	303,777	304,004	99.93%	6,000 SIT	1,822,662,000	16,232,968	8,299,782	7,642,439
23 STC CELJE	501,930	522,844	96.00%	3,420 SIT	1,716,600,600	15,288,365	7,816,814	7,197,722
24 SATURNUS AVTOOPREMA	483,061	647,122	74.65%	3,500 SIT	1,690,713,500	15,057,810	7,698,933	7,089,177
25 AKTIVA AVANT	4,814,478	4,814,478	100.00%	350 SIT	1,685,067,300	15,007,524	7,673,223	7,065,503
26 MITOL	770,509	770,509	100.00%	2,155 SIT	1,660,446,895	14,788,250	7,561,110	6,962,267
27 MEDVEŠEK PUŠNIK	80,000	80,000	100.00%	19,800 SIT	1,584,000,000	14,107,400	7,212,997	6,641,729
28 LIV POSTOJNA	161,600	161,600	100.00%	9,500 SIT	1,535,200,000	13,672,778	6,990,778	6,437,108
29 LIP BLED	2,155,899	2,155,899	100.00%	680 SIT	1,466,226,910	13,058,491	6,676,698	6,147,903
30 COLOR	803,701	950,391	84.57%	1,631 SIT	1,311,157,811	11,677,416	5,970,566	5,497,697
31 JADRAN	226,334	226,334	100.00%	5,757 SIT	1,303,084,055	11,605,510	5,933,801	5,463,843
32 KS1 - NALOŽBE	4,178,783	4,178,783	100.00%	299 SIT	1,249,832,207	11,131,239	5,691,310	5,240,558
33 INTERTRADE ITS	1,260,000	1,260,000	100.00%	957 SIT	1,205,429,400	10,735,779	5,489,115	5,054,377
34 KMEČKA DZU	20,000	20,000	100.00%	60,000 SIT	1,200,000,000	10,687,424	5,464,391	5,031,611
35 HIPOTEKARNA BANKA	300,000	300,000	100.00%	3,999 SIT	1,199,700,000	10,684,752	5,463,025	5,030,353
36 MESNA INDUSTRIJA PRIMORSKE	1,478,742	1,478,742	100.00%	811 SIT	1,198,609,116	10,675,037	5,458,058	5,025,779
37 RUDIS	516,996	599,143	86.29%	2,203 SIT	1,138,890,488	10,143,171	5,186,119	4,775,378
38 KD GROUP	99,176	99,176	100.00%	11,000 SIT	1,090,936,000	9,716,080	4,967,751	4,574,305
39 INTERTRADE ITA	69,531	69,531	100.00%	15,000 SIT	1,042,965,000	9,288,841	4,749,307	4,373,162
40 RTC KRVAVEC REDNE	205,734	205,734	100.00%	4,874 SIT	1,002,759,860	8,930,767	4,566,227	4,204,581
41 GEA TOVARNA OLJA	660,348	846,600	78.00%	1,500 SIT	990,522,000	8,821,774	4,510,500	4,153,268
42 PLAMA - PUR	686,798	686,798	100.00%	1,403 SIT	963,577,594	8,581,802	4,387,804	4,040,290
43 GORIŠKE OPEKARNE	392,725	523,634	75.00%	2,300 SIT	903,267,500	8,044,669	4,113,173	3,787,409
44 KOMPAS HOTELI KG	162,700	162,700	100.00%	5,500 SIT	894,850,000	7,969,701	4,074,842	3,752,114
45 CM CELJE	64,357	64,357	100.00%	13,502 SIT	868,967,521	7,739,187	3,956,982	3,643,589
46 KEMA PUCONCI	217,346	217,346	100.00%	3,899 SIT	847,432,054	7,547,388	3,858,917	3,553,290
47 JATA-REJA	84,474	93,859	90.00%	9,600 SIT	810,950,400	7,222,476	3,692,792	3,400,323
48 EMONA KRMILA	26,860	26,860	100.00%	30,029 SIT	806,575,448	7,183,512	3,672,870	3,381,978
49 TOPLICE DOBRNA	682,010	692,542	98.48%	1,170 SIT	797,951,700	7,106,707	3,633,600	3,345,819
50 VELETRGOVINA POTROŠNIK	777,581	976,249	79.65%	1,010 SIT	785,356,810	6,994,534	3,576,247	3,293,008
51 MELAMIN	466,489	466,489	100.00%	1,623 SIT	757,032,344	6,742,271	3,447,267	3,174,244
52 CERTIUS HOLDING	1,875,377	1,875,377	100.00%	393 SIT	737,548,267	6,568,743	3,358,544	3,092,547
53 MERCATA 1 HOLDING	2,693,249	2,693,249	100.00%	270 SIT	727,177,230	6,476,376	3,311,317	3,049,061
54 MERCATA HOLDING	2,898,918	2,898,917	100.00%	248 SIT	719,888,307	6,411,460	3,278,126	3,018,498
55 JAVOR PIVKA	1,194,700	1,194,700	100.00%	600 SIT	716,820,000	6,384,133	3,264,154	3,005,633
56 NIKO ŽELEZNIKI	35,875	35,875	100.00%	19,167 SIT	687,598,188	6,123,878	3,131,088	2,883,106
57 DANA	356,128	404,231	88.10%	1,800 SIT	641,030,400	5,709,136	2,919,034	2,687,846
58 PPC GORENJSKI SEJEM	336,091	336,091	100.00%	1,900 SIT	638,572,900	5,687,249	2,907,843	2,677,542
59 POTROŠNIK	614,973	730,495	84.19%	1,021 SIT	627,887,433	5,592,083	2,859,186	2,632,738
60 AVTO CELJE	418,077	418,077	100.00%	1,500 SIT	627,115,500	5,585,208	2,855,670	2,629,501
61 OLJARICA	70,404	70,404	100.00%	8,700 SIT	612,514,800	5,455,171	2,789,184	2,568,280

Issue	Number of shares traded	Number of issued shares	Share of traded shares	Price as of 30 Sept 2001	Market capitalisation as of 30 Sept 2001 (in SIT)	Market capitalisation as of 30 Sept 2001 (in DEM)	Market capitalisation as of 30 Sept 2001 (in EUR)	Market capitalisation as of 30 Sept 2001 (in USD)
62 TOV. SLADKORJA ORMOŽ	497,163	497,163	100.00%	1,201 SIT	597,092,763	5,317,820	2,718,957	2,503,615
63 INTARA	101,000	101,000	100.00%	5,900 SIT	595,879,800	5,307,017	2,713,434	2,498,530
64 SATURNUS EMBALAŽA	84,064	85,929	97.83%	7,008 SIT	589,112,106	5,246,742	2,682,616	2,470,153
65 GOZDNO GOSP. POSTOJNA	686,273	686,273	100.00%	850 SIT	583,332,050	5,195,264	2,656,295	2,445,917
66 KOŠAKI TMI MARIBOR	43,236	43,236	100.00%	12,500 SIT	540,450,000	4,813,349	2,461,025	2,266,112
67 INTES	549,982	549,982	100.00%	975 SIT	536,380,945	4,777,109	2,442,496	2,249,050
68 TEKSTINA	1,127,293	1,503,057	75.00%	413 SIT	465,797,468	4,148,479	2,121,083	1,953,093
69 KLASJE	835,600	835,600	100.00%	540 SIT	451,307,560	4,019,429	2,055,101	1,892,337
70 GRAD PRESTRANEK	43,235	43,235	100.00%	10,400 SIT	449,644,000	4,004,613	2,047,526	1,885,361
71 GOZDNO GOSPODARSTVO BLED	489,520	611,900	80.00%	890 SIT	435,672,800	3,880,183	1,983,906	1,826,780
72 DRAVINJSKI DOM	216,560	216,560	100.00%	1,999 SIT	432,903,440	3,855,519	1,971,295	1,815,168
73 ELMO	708,000	708,000	100.00%	600 SIT	424,800,000	3,783,348	1,934,395	1,781,190
74 SVILANIT	408,487	410,407	99.53%	929 SIT	379,484,423	3,379,759	1,728,043	1,591,182
75 LESNINA EMMI	684,037	714,827	95.69%	540 SIT	369,379,980	3,289,767	1,682,031	1,548,814
76 INLES RIBNICA	609,005	555,525	109.63%	600 SIT	365,403,000	3,254,347	1,663,921	1,532,138
77 NOVOLIT	224,298	224,298	100.00%	1,600 SIT	358,876,800	3,196,224	1,634,203	1,504,774
78 ALPETOUR POT. AGENCIJA	263,042	263,042	100.00%	1,250 SIT	328,828,804	2,928,611	1,497,374	1,378,782
79 MURALES	322,045	322,045	100.00%	1,000 SIT	322,045,000	2,868,193	1,466,483	1,350,338
80 CAPITA	582,021	582,021	100.00%	550 SIT	320,111,550	2,850,973	1,457,679	1,342,231
81 AVANT HOLDING	706,855	706,855	100.00%	450 SIT	318,084,750	2,832,922	1,448,450	1,333,732
82 ZLATOROG	209,610	209,610	100.00%	1,515 SIT	317,525,612	2,827,942	1,445,903	1,331,388
83 ŽELEZ. RAVNE - MONTER DRAV.	275,835	444,100	62.11%	1,100 SIT	303,418,500	2,702,302	1,381,665	1,272,237
84 UNITAS	145,115	173,377	83.70%	1,971 SIT	286,086,967	2,547,944	1,302,743	1,199,565
85 DOM SMREKA	406,199	406,199	100.00%	657 SIT	267,006,789	2,378,012	1,215,858	1,119,562
86 EGOLES ŠKOFJA LOKA	258,300	258,300	100.00%	980 SIT	253,134,000	2,254,459	1,152,686	1,061,393
87 PULSAR HOLDING	939,319	939,319	100.00%	250 SIT	234,829,750	2,091,438	1,069,335	984,643
88 TUS KO-SI	229,456	229,456	100.00%	1,000 SIT	229,456,000	2,043,578	1,044,864	962,111
89 TOTRA PLASTIKA	227,809	227,809	100.00%	1,000 SIT	227,809,000	2,028,909	1,037,365	955,205
90 HIDROTEHNIK	330,034	384,472	85.84%	670 SIT	221,122,780	1,969,361	1,006,918	927,170
91 GRADIS GP	304,750	304,750	100.00%	700 SIT	213,325,000	1,899,912	971,409	894,474
92 GRADIS SPO	418,740	560,000	74.78%	500 SIT	209,370,000	1,864,688	953,400	877,890
93 BOHOR	209,170	263,067	79.51%	999 SIT	208,960,830	1,861,044	951,536	876,175
94 LIZ INŽENIRING	188,677	235,846	80.00%	1,100 SIT	207,544,700	1,848,432	945,088	870,237
95 KOVINTRADE	114,650	114,650	100.00%	1,801 SIT	206,484,650	1,838,991	940,261	865,792
96 GEA COLLEGE	147,885	147,885	100.00%	1,300 SIT	192,250,500	1,712,219	875,443	806,108
97 VOC CELJE	112,151	112,151	100.00%	1,500 SIT	168,226,500	1,498,257	766,046	705,375
98 KRUH-PECIVO	555,934	654,040	85.00%	301 SIT	167,336,134	1,490,327	761,992	701,642
99 CREINA	48,594	48,594	100.00%	3,300 SIT	160,365,059	1,428,241	730,248	672,412
100 AGROKOMBINAT MARIBOR	403,808	499,291	80.88%	377 SIT	152,397,139	1,357,277	693,965	639,003
101 INTEGRAL JESENICE	243,784	256,556	95.02%	611 SIT	148,952,024	1,326,595	678,277	624,557
102 ZDRAVILIŠČE ROGAŠKA	891,864	961,898	92.72%	167 SIT	148,941,288	1,326,499	678,228	624,512
103 SVILA	1,263,478	1,263,478	100.00%	100 SIT	126,347,800	1,125,277	575,345	529,777
104 IMP ČRPALKE	333,034	333,034	100.00%	332 SIT	110,600,591	985,030	503,637	463,749
105 MK TISKARNA	103,954	103,954	100.00%	1,000 SIT	103,954,000	925,834	473,371	435,880
106 SAVINJA MOZIRJE	105,780	105,780	100.00%	772 SIT	81,662,160	727,298	371,862	342,410
107 ALPDOM	47,816	47,816	100.00%	1,450 SIT	69,333,200	617,494	315,720	290,715
108 AVTOPR. IN SERVISI	308,696	308,696	100.00%	220 SIT	67,913,120	604,847	309,253	284,760
109 UPIMO GROUP	215,000	215,000	100.00%	310 SIT	66,650,000	593,597	303,501	279,464
110 MLAJ	67,062	93,000	72.11%	800 SIT	53,649,600	477,813	244,302	224,953
111 JELEN	50,849	67,798	75.00%	700 SIT	35,594,300	317,009	162,084	149,247
112 SIJAJ HRASTNIK	26,880	26,880	100.00%	1,111 SIT	29,863,680	265,972	135,989	125,219
113 RAZVOJNA DRUŽBA	21,948	21,948	100.00%	1,205 SIT	26,447,340	235,545	120,432	110,894
114 ZASAVSKI RAČUNSKI CENTER	43,466	70,700	61.48%	401 SIT	17,429,866	155,234	79,370	73,084
115 DADAS	31,320	31,320	100.00%	301 SIT	9,427,320	83,961	42,929	39,529
Preferred shares	-	-	-	-	1,702,689,032	15,164,466	7,753,466	7,139,391
1 KMEČKA DRUŽBA HOLDING	266,413	266,413	100.00%	5,166 SIT	1,376,156,352	12,256,305	6,266,547	5,770,236
2 HIPOTEKARNA BANKA	79,500	79,500	100.00%	4,000 SIT	318,000,000	2,832,167	1,448,064	1,333,377
3 ZDRAVILIŠČE ROGAŠKA	27,818	30,000	92.73%	260 SIT	7,232,680	64,416	32,935	30,327
4 PRIMOFIN	10,000	10,000	100.00%	130 SIT	1,300,000	11,578	5,920	5,451
TOTAL SHARES					137,446,274,046	1,224,122,175	625,883,519	576,313,498

EXCHANGE RATES	1 DEM =	112.2815 SIT as of 30 Sept 2001
	1 USD =	238.4922 SIT as of 30 Sept 2001
	1 EUR =	219.6036 SIT as of 30 Sept 2001

D2) MARKET CAPITALISATION OF BONDS - OFFICIAL MARKET AS OF 30 SEPTEMBER 2001

Issue	Number of issued bonds	Price as of 30 Sept 2001	Principal amt. as of 30 Sept 2001	Currency of denomination	Market capitalisation as of 30 Sept 2001 (in SIT)	Market capitalisation as of 30 Sept 2001 (in DEM)	Market capitalisation as of 30 Sept 2001 (in EUR)	Market capitalisation as of 30 Sept 2001 (in USD)
1 REPUBLIKA SLOVENIJA 10 th issue	5,218,961	100.40	8,245.56	SIT	43,205,389,087	384,795,261	196,742,627	181,160,596
2 REPUBLIKA SLOVENIJA 4 th issue	267,656	107.00	1,000.00	DEM	32,156,514,365	286,391,920	146,429,814	134,832,562
3 REPUBLIKA SLOVENIJA 13 th issue	106,701	99.00	1,000.00	DEM	11,860,742,848	105,633,990	54,009,783	49,732,204
4 REPUBLIKA SLOVENIJA 18 th issue	500,000	102.00	100.00	EUR	11,199,783,600	99,747,364	51,000,000	46,960,796
5 REPUBLIKA SLOVENIJA 12 th issue	963,281	100.22	10,000.00	SIT	9,654,002,182	85,980,346	43,961,038	40,479,320
6 REPUBLIKA SLOVENIJA 15 th issue, I series	89,813	104.30	100,000.00	SIT	9,367,495,900	83,428,667	42,656,386	39,277,997
7 REPUBLIKA SLOVENIJA 23 th issue	400,000	102.90	100.00	EUR	9,038,884,176	80,501,990	41,160,000	37,900,125
8 REPUBLIKA SLOVENIJA 15 th issue, E series	89,813	100.30	100,000.00	SIT	9,008,243,900	80,229,102	41,020,475	37,771,650
9 REPUBLIKA SLOVENIJA 17 th issue	900,000	100.00	10,000.00	SIT	9,000,000,000	80,155,680	40,982,935	37,737,083
10 REPUBLIKA SLOVENIJA 25 th issue	800,000	100.80	10,000.00	SIT	8,064,000,000	71,819,489	36,720,709	33,812,427
11 REPUBLIKA SLOVENIJA 22 nd issue	800,000	99.90	10,000.00	SIT	7,992,000,000	71,178,244	36,392,846	33,510,530
12 REPUBLIKA SLOVENIJA 14 th issue	630,400	100.20	10,000.00	SIT	6,316,608,000	56,256,890	28,763,681	26,485,596
13 REPUBLIKA SLOVENIJA 16 th issue	600,000	100.40	10,000.00	SIT	6,024,000,000	53,650,869	27,431,244	25,258,688
14 REPUBLIKA SLOVENIJA 20 th issue	600,000	99.45	10,000.00	SIT	5,967,000,000	53,143,216	27,171,686	25,019,686
15 REPUBLIKA SLOVENIJA 19 th issue	600,000	99.10	10,000.00	SIT	5,946,000,000	52,956,186	27,076,059	24,931,633
16 SLOV. RAZVOJNA DRUŽBA	50,000	97.50	1,000.00	DEM	5,473,723,125	48,750,000	24,925,471	22,951,372
17 REPUBLIKA SLOVENIJA 24 th issue	499,600	100.00	10,000.00	SIT	4,996,000,000	44,495,309	22,750,082	20,948,274
18 REPUBLIKA SLOVENIJA 15 th issue, H series	47,902	104.00	100,000.00	SIT	4,981,808,000	44,368,912	22,685,457	20,888,767
19 NLB 2 nd issue, A series	40,000	100.00	100,000.00	SIT	4,000,000,000	35,624,747	18,214,638	16,772,037
20 BTC HIPOTEKARNE OBVEZNICE	340,000	110.17	92.86	DEM	3,905,522,568	34,783,313	17,784,420	16,375,892
21 SKB OBVEZNICE 4 th issue, A series	38,182	100.10	100,000.00	SIT	3,822,018,200	34,039,608	17,404,169	16,025,758
22 REPUBLIKA SLOVENIJA 26 th issue	142,000	98.50	100.00	EUR	3,071,595,553	27,366,203	13,987,000	12,879,229
23 NLB TOLARSKE	27,300	101.50	100,000.00	SIT	2,770,950,000	24,678,598	12,617,963	11,618,619
24 NLB 3	12,000	100.00	1,000.00	EUR	2,635,243,200	23,469,968	12,000,000	11,049,599
25 REPUBLIKA SLOVENIJA 8 th issue	965,330	98.50	24.13	DEM	2,576,188,050	22,944,012	11,731,083	10,801,980
26 HOTELI BERNARDIN	20,000	102.01	1,000.00	DEM	2,290,767,163	20,402,000	10,431,373	9,605,208
27 NLB DEVIZNE	20,000	100.50	1,000.00	DEM	2,256,858,150	20,100,000	10,276,963	9,463,027
28 ABANKA 5 th issue	100,000	101.80	100.00	EUR	2,235,564,648	19,910,356	10,180,000	9,373,743
29 BANKA CELJE 3 rd issue	100,000	101.00	100.00	EUR	2,217,996,360	19,753,890	10,100,000	9,300,079
30 BANKA CELJE 4 th issue	100,000	100.80	100.00	EUR	2,213,604,288	19,714,773	10,080,000	9,281,663
31 ABANKA 4 th issue	100,000	99.90	100.00	EUR	2,193,839,964	19,538,748	9,990,000	9,198,791
32 NFD INV. SVETOVANJE	16,000	100.00	135,740.00	SIT	2,171,840,000	19,342,812	9,889,820	9,106,545
33 STANOVANJSKI SKLAD 2 nd issue	20,000	105.00	96,553.00	SIT	2,027,613,000	18,058,300	9,233,059	8,501,800
34 SL. ZADR. KMET. BANKA 3 rd issue	200,000	100.00	10,000.00	SIT	2,000,000,000	17,812,373	9,107,319	8,386,018
35 NOVA KBM 2 nd issue	18,000	100.00	500.00	EUR	1,976,432,400	17,602,476	9,000,000	8,287,199
36 NOVA KBM 1 st issue	15,000	100.00	1,000.00	DEM	1,684,222,500	15,000,000	7,669,376	7,061,961
37 SKB OBVEZNICE 3 rd issue	35,000	100.00	400.00	DEM	1,571,941,000	14,000,000	7,158,084	6,591,163
38 ABANKA 3 rd issue	70,000	97.00	100.00	EUR	1,491,108,444	13,280,090	6,790,000	6,252,231
39 SKB OBVEZNICE 4 th issue, B series	11,818	97.25	500.00	EUR	1,261,952,636	11,239,186	5,746,503	5,291,379
40 ABANKA 1 st issue	20,000	103.06	500.00	DEM	1,157,173,139	10,306,000	5,269,372	4,852,038
41 NLB 2 nd issue, B series	10,000	99.30	500.00	EUR	1,090,331,874	9,710,699	4,965,000	4,571,772
42 DOLENJSKA BANKA DEVIZNE	17,508	100.50	500.00	DEM	987,826,812	8,797,770	4,498,227	4,141,967
43 BANKA ZASAVJE OBVEZNICE 2 nd issue	18,000	97.10	500.00	DEM	981,228,029	8,739,000	4,468,178	4,114,298
44 DOL. BANKA TOLARSKE	18,000	100.00	50,000.00	SIT	900,000,000	8,015,568	4,098,293	3,773,708
45 LB SB VELENJE 1 st issue	80,000	101.50	10,000.00	SIT	812,000,000	7,231,824	3,697,571	3,404,724
46 KREKOVA BANKA 2 nd issue	14,000	100.00	500.00	DEM	785,970,500	7,000,000	3,579,042	3,295,582
47 PROBANKA 2 nd issue	60,000	101.00	100.00	DEM	680,425,890	6,060,000	3,098,428	2,853,032
48 STANOVANJSKI SKLAD RS 1 st issue	70,965	92.01	72.93	DEM	534,679,653	4,761,957	2,434,749	2,241,917
49 BANKA VIPA 6 th issue	10,000	100.00	200.00	EUR	439,207,200	3,911,661	2,000,000	1,841,600
50 BANKA VIPA 7 th issue	10,000	100.00	200.00	EUR	439,207,200	3,911,661	2,000,000	1,841,600
51 BANKA VIPA 5 th issue	10,000	100.00	175.00	EUR	384,306,300	3,422,704	1,750,000	1,611,400
52 SL.ZADR.KMET.BANKA	10,000	104.00	328.66	DEM	383,785,353	3,418,064	1,747,628	1,609,216
53 BANKA VIPA 3 rd issue	10,000	100.00	312.50	DEM	350,879,688	3,125,000	1,597,787	1,471,242
54 BANKA VIPA 4 th issue	8,000	100.00	375.00	DEM	336,844,500	3,000,000	1,533,875	1,412,392
55 FACTOR BANKA 1 st issue	10,000	100.60	212.60	DEM	240,142,732	2,138,756	1,093,528	1,006,921
56 PROBANKA 1 st issue	80,000	99.50	2,952.42	SIT	235,012,632	2,093,066	1,070,167	985,410
57 BANKA VIPA 2 nd issue	8,000	102.10	250.00	DEM	229,278,823	2,042,000	1,044,058	961,368
58 FACTOR BANKA 3 rd issue	6,600	100.00	16,670.00	SIT	110,022,000	979,876	501,003	461,323
TOTAL					261,705,775,632	2,330,800,494	1,191,718,968	1,097,334,737

EXCHANGE RATES		
1 DEM =	112.2815	SIT as of 30 Sept 2001
1 USD =	238.4922	SIT as of 30 Sept 2001
1 EUR =	219.6036	SIT as of 30 Sept 2001

MARKET CAPITALISATION OF BONDS - FREE MARKET AS OF 30 SEPTEMBER 2001

Issue	Number of issued bonds	Price as of 30 September 2001	Principal amt. as of 30 September 2001	Currency of denomination	Market capitalisation as of 30 Sept 2001 (in SIT)	Market capitalisation as of 30 Sept 2001 (in DEM)	Market capitalisation as of 30 Sept 2001 (in EUR)	Market capitalisation as of 30 Sept 2001 (in USD)
1 SLOVENSKA ODŠKODNINSKA DR. 2 nd issue	5,000,000	73.20	100.00	DEM	41,095,029,000	366,000,000	187,132,766	172,311,837
2 AUTOCOMMERCE 1 st issue	22,300	106.20	1,000.00	DEM	2,659,117,852	23,682,600	12,108,717	11,149,706
3 BANKA KOPER 4 th issue	20,000	100.00	100,000.00	SIT	2,000,000,000	17,812,373	9,107,319	8,386,018
4 STANOVANJSKI SKLAD 3 rd issue	20,000	100.50	99,233.65	SIT	1,994,596,365	17,764,248	9,082,713	8,363,361
5 BANKA KOPER 3 rd issue	10,000	100.00	500.00	EUR	1,098,018,000	9,779,153	5,000,000	4,604,000
6 PROBANKA 4 th issue	50,000	100.00	100.00	EUR	1,098,018,000	9,779,153	5,000,000	4,604,000
7 KMEČKA DRUŽBA 1 st issue	80,000	102.00	100.00	DEM	916,217,040	8,160,000	4,172,140	3,841,707
8 SIP STROJNA INDUSTRIJA 1 st issue, A series	32,500	100.00	200.00	DEM	729,829,750	6,500,000	3,323,396	3,060,183
9 UBK KONVERTIBILNE	80	98.00	48,558.44	DEM	427,453,615	3,806,982	1,946,478	1,792,317
10 SI.MOBIL 1 st issue	5,000	100.00	731.57	DEM	410,708,885	3,657,850	1,870,228	1,722,106
11 SIP STROJNA INDUSTRIJA 1 st issue, B series	17,250	100.00	200.00	DEM	387,371,175	3,450,000	1,763,956	1,624,251
12 BORZNA DRUŽBA POTEZA 2 nd issue	15,000	100.10	100.00	EUR	329,734,805	2,936,680	1,501,500	1,382,581
13 BANKA KOPER 2 nd issue	3,000	100.00	230.00	USD	164,559,618	1,465,599	749,348	690,000
14 VIPA	4,000	103.01	187.50	DEM	86,745,880	772,575	395,011	363,726
15 OBČINA ŠMARJE	1,579	102.00	125.00	DEM	22,604,792	201,323	102,935	94,782
TOTAL					53,420,004,778	475,768,535	243,256,508	223,990,574

EXCHANGE RATES			
1 DEM =	112.2815	SIT as of 30 Sept 2001	
1 USD =	238.4922	SIT as of 30 Sept 2001	
1 EUR =	219.6036	SIT as of 30 Sept 2001	

D3) MARKET CAPITALISATION OF AUTHORISED INVESTMENT FUNDS AS OF 30 SEPTEMBER 2001

	Authorised Inv. Fund	Number of shares traded	Price as of 30 September 2001	Market capitalisation as of 30 Sept 2001 (in SIT)	Market capitalisation as of 30 Sept 2001 (in DEM)	Market capitalisation as of 30 September 2001 (in EUR)	Market capitalisation as of 30 Sept 2001 (in USD)
1	NFD 1	160,580,300	100.78	16,183,282,634	144,131,336	73,693,157	67,856,654
2	TRIGLAV STEBER 1	147,487,470	108.40	15,987,641,748	142,388,922	72,802,275	67,036,330
3	INFOND ZLAT	336,854,710	47.03	15,842,277,011	141,094,277	72,140,334	66,426,814
4	NFD 2	291,379,659	41.89	12,205,893,916	108,707,970	55,581,484	51,179,426
5	MAKSIMA 1	216,646,243	55.01	11,917,709,827	106,141,349	54,269,192	49,971,068
6	ATENA 1. SKLAD	297,107,158	38.16	11,337,609,149	100,974,864	51,627,611	47,538,700
7	ZVON ENA	137,974,360	72.60	10,016,938,536	89,212,725	45,613,726	42,001,116
8	TRIGLAV STEBER II	195,412,551	44.80	8,754,482,285	77,969,054	39,864,931	36,707,625
9	ID KMEČKA DRUŽBA	92,046,145	71.42	6,573,935,676	58,548,698	29,935,464	27,564,573
10	ZVON DVA	141,224,712	36.60	5,168,824,459	46,034,516	23,537,066	21,672,929
11	ZLATA MONETA 1	68,297,800	75.66	5,167,411,548	46,021,932	23,530,632	21,667,004
12	POMURSKA INV.DRUŽBA 1	35,923,940	123.90	4,450,976,166	39,641,225	20,268,230	18,662,984
13	ZLATA MONETA II	82,333,757	39.55	3,256,300,089	29,001,216	14,828,082	13,653,696
14	VIPA INVEST SOČA	71,171,215	39.00	2,775,677,385	24,720,701	12,639,489	11,638,441
15	PID KMEČKA DRUŽBA	95,913,558	28.87	2,769,024,419	24,661,448	12,609,194	11,610,545
16	VIPA INVEST NANOS	33,096,900	81.00	2,680,848,900	23,876,141	12,207,673	11,240,824
17	KRONA SENIOR	73,170,428	35.60	2,604,867,237	23,199,434	11,861,678	10,922,232
18	MODRA LINIJA	33,352,848	58.06	1,936,466,355	17,246,531	8,818,008	8,119,621
19	POMURSKA INV.DRUŽBA 2	45,387,230	37.66	1,709,283,082	15,223,194	7,783,493	7,167,040
20	VIZIJA DPB	44,074,632	38.00	1,674,836,016	14,916,402	7,626,633	7,022,603
21	NIKA	32,574,698	44.87	1,461,626,699	13,017,520	6,655,750	6,128,614
22	NIKA 1	30,911,102	42.00	1,298,266,284	11,562,602	5,911,862	5,443,643
23	ARKADA ENA	30,210,725	40.00	1,208,429,000	10,762,494	5,502,774	5,066,954
24	KOMPAS SKLAD 2	44,293,242	27.03	1,197,246,331	10,662,899	5,451,852	5,020,065
25	KOMPAS SKLAD 4	41,633,800	25.93	1,079,564,434	9,614,802	4,915,969	4,526,624
26	MODRA LINIJA 2	22,972,015	41.70	957,933,026	8,531,530	4,362,101	4,016,622
27	PID AKTIVA AVANT I	29,520,040	26.13	771,358,645	6,869,864	3,512,505	3,234,314
28	TRDNJAVA	25,932,762	29.30	759,829,927	6,767,187	3,460,007	3,185,974
29	ARKADA DVA	20,087,233	37.00	743,227,621	6,619,324	3,384,405	3,116,360
30	MERCATA 1	26,821,153	27.00	724,171,131	6,449,603	3,297,629	3,036,456
31	MERCATA	28,923,982	24.83	718,182,473	6,396,267	3,270,358	3,011,346
32	ARKADA TRI	20,135,474	27.30	549,698,440	4,895,717	2,503,139	2,304,891
33	KRONA KRONA	12,871,618	42.20	543,182,280	4,837,683	2,473,467	2,277,568
34	TRGATEV	17,585,800	30.00	527,574,000	4,698,673	2,402,392	2,212,123
35	NIKA 2	12,555,868	41.81	524,960,841	4,675,399	2,390,493	2,201,166
36	SETEV	15,405,373	32.00	492,971,936	4,390,500	2,244,826	2,067,036
37	PLOD	10,478,017	30.20	316,436,113	2,818,239	1,440,942	1,326,820
38	TRDNJAVA I	8,917,902	30.00	267,537,060	2,382,735	1,218,273	1,121,785
39	MODRA LINIJA 3	5,244,141	33.30	174,629,895	1,555,286	795,205	732,225
40	CAPINVEST 2	5,876,900	26.40	155,150,160	1,381,796	706,501	650,546
	TOTAL			157,486,262,735	1,402,602,056	717,138,803	660,341,356

MARKET CAPITALISATION OF PENSION COUPONS AS OF 30 SEPTEMBER 2001

Number of coupons traded	Price as of 30 Sept 2001	Market capitalisation (in SIT)	Market capitalisation (in DEM)	Market capitalisation (in EUR)	Market capitalisation (in USD)
124,248,843	47.66	5,921,699,857	52,739,764	26,965,404	24,829,742

EXCHANGE RATES	1 DEM =	112.2815 SIT as of 30 Sept 2001
	1 USD =	238.4922 SIT as of 30 Sept 2001
	1 EUR =	219.6036 SIT as of 30 Sept 2001

E) OTHER

E1) INDICATORS AS OF 30 SEPTEMBER 2001 (shares - official market)

SECTOR	Price as of 30 Sept 2001	Total net profit (loss) in 000 SIT in year 2000	Earning per share as of 31 Dec 2000	P / E ⁽¹⁾	Dividend for year 2000	Dividend yield	Book value as of 31 Dec 2000	Market book ratio	Turnover ratio ⁽²⁾
BANKS									
Banka Koper	82,883 SIT	2,360,248	4,546.15 SIT	18.23	4,500 SIT	5.43%	41,542.85 SIT	2.00	0.05
Banka Vipava	63,000 SIT	213,976	1,603.39 SIT	⁽⁴⁾	1,600 SIT	2.54%	88,653.92 SIT	⁽⁴⁾	0.16
Dolenjska banka	22,800 SIT	655,800	2,418.53 SIT	9.43	2,000 SIT	8.77%	44,056.94 SIT	0.52	0.43
Probanka Maribor	4,930 SIT	387,773	496.09 SIT	⁽⁴⁾	242 SIT	4.91%	5,206.37 SIT	⁽⁴⁾	0.19
SKB banka	2,223 SIT	0	0	⁽⁴⁾	0	0.00%	3,502.69 SIT	0.63	0.39
CHEMICALS									
Etol Celje	23,980 SIT	453,588	1,663.53 SIT	14.42	1,500 SIT	6.26%	34,734.96 SIT	0.69	0.30
Sava Kranj	17,160 SIT	1,630,157	996.67 SIT	17.22	480 SIT	2.80%	27,749.36 SIT	0.62	0.30
CONSTRUCTION									
Gradbeno podjetje Grosuplje	4,850 SIT	(642,963)	(4,052.47 SIT)	⁽⁴⁾	0	0.00%	23,749.13 SIT	⁽⁴⁾	0.02
FOOD AND BEVERAGES									
Droga Portorož	39,000 SIT	1,505,353	5,344.10 SIT	7.30	1,625 SIT	4.17%	45,585.34 SIT	0.86	0.27
Kolinska Ljubljana	3,050 SIT	871,611	275.58 SIT	11.07	100 SIT	3.28%	4,354.71 SIT	0.70	0.27
Mlinotest Ajdovščina	1,530 SIT	221,615	102.69 SIT	14.90	20 SIT	1.31%	1,825.63 SIT	0.84	0.23
Pivovarna Laško	4,878 SIT	1,492,896	279.64 SIT	17.44	140 SIT	2.87%	4,453.80 SIT	1.10	0.41
Pivovarna Union	63,136 SIT	1,273,341	2,943.30 SIT	21.52	615 SIT	0.97%	37,774.97 SIT	1.67	0.71
Radenska Radenci	820 SIT	(3,919,242)	(779.03 SIT)	⁽⁴⁾	0	0.00%	3,310.01 SIT	⁽⁴⁾	0.07
Žito Ljubljana	15,846 SIT	639,518	1,859.30 SIT	8.52	510 SIT	3.22%	46,723.17 SIT	0.34	0.14
HEALTH RESORTS									
Terme Čatež	16,266 SIT	722,346	1,630.37 SIT	9.98	500 SIT	3.07%	26,972.79 SIT	0.60	0.19
Zdravilišče Moravske Toplice	1,181 SIT	253,688	88.64 SIT	13.33	0	0.00%	2,587.98 SIT	0.46	0.06
HOUSEHOLD APPLIANCES									
Gorenje	1,999 SIT	2,884,829	236.46 SIT	8.45	70 SIT	3.50%	3,508.59 SIT	0.57	0.25
NON-METALS									
Comet Zreče	2,150 SIT	340,540	203.01 SIT	10.59	0	0.00%	2,473.60 SIT	0.87	0.31
OIL AND GAS									
Istrabenz Koper	4,560 SIT	276,483	53.38 SIT	85.43	80 SIT	1.75%	3,977.81 SIT	1.15	0.15
Petrol Ljubljana	22,293 SIT	645,762	314.43 SIT	70.90	500 SIT	2.24%	27,265.85 SIT	0.82	0.30
OTHER FINANCIAL INTERMEDIATION									
Nika Brežice	349 SIT	177,013	369 SIT	0.95	0	0.00%	929.43 SIT	0.38	0.01
PHARMACEUTICALS									
Krka Novo mesto	26,291 SIT	7,112,521	2,106.15 SIT	12.48	700 SIT	2.66%	19,578.49 SIT	1.34	0.22
Lek Ljubljana	43,171 SIT	6,136,667	3,261.54 SIT	13.24	950 SIT	2.20%	28,383.49 SIT	1.52	0.29
PUBLISHING									
Delo Ljubljana	13,650 SIT	889,281	1,332.33 SIT	10.25	1,000 SIT	7.33%	6,524.98 SIT	2.09	0.24
REAL ESTATE / TRADE									
Blagovno trgovinski center BTC	16,500 SIT	1,208,763	1,672.01 SIT	9.87	350 SIT	2.12%	22,702.13 SIT	0.73	1.28
TRANSPORT									
Aerodrom Ljubljana ⁽⁵⁾	3,001 SIT	1,156,795	304.70 SIT	9.85	166 SIT	5.53%	3,812.35 SIT	0.79	0.19
Intereuropa Koper	3,106 SIT	1,717,626	238.21 SIT	13.04	160 SIT	5.15%	3,195.77 SIT	0.97	0.37
Luka Koper ⁽⁵⁾	3,078 SIT	2,900,367	207.17 SIT	14.86	150 SIT	4.87%	3,367.95 SIT	0.91	0.14
TRADE									
Delo Prodaja	6,590 SIT	414,958	704.37 SIT	9.36	360 SIT	5.46%	4,498.94 SIT	1.46	0.41
Emona obala Koper ⁽³⁾	1,761 SIT	347,269	230.15 SIT	7.65	0	0.00%	6,514.99 SIT	0.27	0.27
Koloniale Maribor	1,260 SIT	63,948	98.30 SIT	12.82	0	0.00%	3,729.84 SIT	0.34	0.09
Kompas MTS	1,320 SIT	1,740,250	493.45 SIT	2.68	800 SIT	60.61%	4,479.24 SIT	0.29	0.35
Kovintehna Celje	320 SIT	(1,296,671)	(316.35 SIT)	⁽⁴⁾	0	0.00%	1,639.34 SIT	⁽⁴⁾	0.06
Mercator Ljubljana	16,125 SIT	4,008,563	1249.36 SIT	12.91	300 SIT	1.86%	20,715.63 SIT	0.78	0.37
Salus Ljubljana	39,515 SIT	870,572	6,527.54 SIT	6.05	3,000 SIT	7.59%	38,364.43 SIT	1.03	0.08
Merkur Kranj	13,629 SIT	233,318	258.29 SIT	52.77	550 SIT	4.04%	26,297.28 SIT	0.52	0.05
Tehnounion Ljubljana	13,000 SIT	200,354	2,405.90 SIT	5.40	0	0.00%	49,044.68 SIT	0.27	0.26
Živila Kranj	9,752 SIT	400,389	1,387.24 SIT	7.03	0	0.00%	31,423.21 SIT	0.31	0.14

Calculated on the basis of nonconsolidated financial statement for 2000. Statements are consolidated for the following issues: Emona obala Koper, Istrabenz, Lek, Mercator, Merkur, Petrol, Radenska, Sava, Tehnounion, Živila and Žito. An average number of shares traded in year 2000 has been used for the calculations.

⁽¹⁾ P / E = PRICE / EARNING PER SHARE

⁽²⁾ Yearly turnover / average capitalisation as of 30 September 2001, 31 March 2001 and 30 September 2000.

⁽³⁾ Shares of daughter company are excluded.

⁽⁴⁾ Not applicable.

⁽⁵⁾ Calculation of P/E for Aerodrom and Luka Koper includes common and preferred shares.

E2) RECORD VALUES

RECORD DAILY TURNOVER IN YEAR 2001

12 JULY 2001

	Value (in SIT)	Number of bargains	Volume in pieces
Order book trades	505,701,563	903	1,203,552
Cross trades	322,782,621	176	322,466
Block trades	9,229,267,239	28	492,150
Total	10,057,751,423	1,107	2,018,168

MAX AND MIN VALUE OF TURNOVER AND INDICES

	In year 2001		In years 1989-2000	
Monthly turnover (in SITm)	35,868	September 2001	53,123	December 2000
Daily turnover (in SITm)	10,058	12 July 2001	7,716	27 Dec 2000
Number of bargains per day	2,013	12 Sept 2001	5,900	8 July 1999
Value of block trade (in SITm)	1,769	12 July 2001	3,995	24 Nov 1998
Max value of SBI 20 index	2,035.76	7 Sept 2001	2,026.47	10 Aug 1998
Min value of SBI 20 index	1,700.24	25 Apr 2001	891.93	10 Sep 1996
Max value of SBI 20NT index	1,983.67	7 Sept 2001	1,871.02	8 Sept 1999
Min value of SBI 20NT index	1,661.96	9 May 2001	1,437.30	1 July 1998
Max value of IPT index	1,694.56	23 Aug 2001	1,806.98	30 Dec 1999
Min value of IPT index	1,415.06	23 May 2001	1,318.83	1 July 1998
Max value of PIX index	1,558.97	9 Jan 2001	1,633.77	19 Oct 1999
Min value of PIX index	1,328.44	23 May 2001	965.15	29 Apr 1999
Max value of FOOD AND BEVERAGES index	1,906.87	28 Sept 2001	2,128.13	7 Aug 1998
Min value of FOOD AND BEVERAGES index	1,499.15	3 May 2001	1,551.34	3 Apr 2000
Max value of PHARMACEUTICALS index	2,182.30	9 Jan 2001	2,623.07	11 Aug 1998
Min value of PHARMACEUTICALS index	1,864.01	25 Apr 2001	1,558.05	25 May 2000
Max value of CHEMICALS index	1,869.96	29 Aug 2001	2,176.97	6 Aug 1998
Min value of CHEMICALS index	1,599.36	14 Mar 2001	1,476.44	1 July 1998
Max value of OIL AND GAS index	2,554.88	10 Sept 2001	2,488.67	21 Aug 1998
Min value of OIL AND GAS index	1,745.14	14 Mar 2001	1,591.73	27 June 2000
Max value of TRANSPORT index	1,959.64	6 Sept 2001	1,731.88	3 Sep 1999
Min value of TRANSPORT index	1,544.80	30 Mar 2001	1,132.46	1 July 1998
Max value of TRADE index	1,793.99	9 Jan 2001	2,195.82	31 Jan 2000
Min value of TRADE index	1,452.18	22 May 2001	1,172.80	1 July 1998
Max value of BIO index	110.08	17 Sept 2001	113.52	14 Dec 1995
Min value of BIO index	107.81	21 Mar 2001	100.46	5 July 1995

E3) NEW LISTED SECURITIES AND CHANGES IN YEAR 2001

NEW LISTED LONG - TERM SECURITIES ON LJUBLJANA STOCK EXCHANGE IN YEAR 2001

OFFICIAL MARKET

SHARES

Issuer	Trading code	Type of share	Nominal value	Listing date	First trading day
Geodetski zavod Slovenije	GZRG	common	1,000 SIT	14 Dec 2000	8 Jan 2001
Delo Prodaja	DPRG	common	1,000 SIT	25 Jan 2001	12 Feb 2001

BONDS

Issuer	Trading code	Nomin. value of issue	Issue	Listing date	First trading day
Banka Celje	BCE4	10,000,000 EUR	4 th issue	25 Jan 2001	9 Feb 2001
Republika Slovenija	RS22	8,000,000,000 SIT	22 nd issue	15 Feb 2001	22 Feb 2001
Republika Slovenija	RS23	40,000,000 EUR	23 rd issue	15 Feb 2001	20 Feb 2001
Republika Slovenija	RS24	4,996,000,000 SIT	24 th issue	16 Mar 2001	22 Mar 2001
Republika Slovenija	RS25	8,000,000,000 SIT	25 th issue	20 Apr 2001	3 May 2001
Republika Slovenija	RS26	14,200,000 EUR	26 th issue	4 June 2001	14 June 2001
Banka Vipa	VIP7	2,000,000 EUR	7 th issue	9 July 2001	19 July 2001
Nova Ljubljanska banka	NLB5	12,000,000 EUR	3 rd issue	17 Sept 2001	27 Sept 2001
Abanka	AB05	10,000,000 EUR	5 th issue	17 Sept 2001	26 Sept 2001

FREE MARKET

SHARES

Issuer	Trading code	Type of share	Listing date	First trading day
Certius holding, družba za investiranje	CERR	common	10 Jan 2001	15 Jan 2001
Mercata holding	MEHR	common	30 Jan 2001	9 Feb 2001
Mercata 1 holding	MHLR	common	30 Jan 2001	9 Feb 2001
Kmečka družba holding, finančna družba	KDHR	preferred	31 Jan 2001	5 Feb 2001
ELMO Ljubljana	IELG	common	16 Feb 2001	22 Feb 2001
CM Celje	CEMG	common	19 Feb 2001	1 Mar 2001
Murales Ljutomer	MULG	common	20 Feb 2001	2 Mar 2001
MLAJ Zadobrova	MTZG	common	11 June 2001	20 June 2001
Kmečka družba holding, finančna družba	KDHP	common	12 July 2001	18 July 2001
KS1 - naložbe	KSNR	common	7 Aug 2001	10 Aug 2001
Pulsar holding	PLHR	common	8 Aug 2001	13 Aug 2001
Aktiva Avant, finančna družba	AAFR	common	13 Aug 2001	16 Aug 2001

BONDS

Issuer	Trading code	Nominal value of issue	Issue	Listing date	First trading day
Probanka	PRB4	5,000,000 EUR	4 th issue	6 Mar 2001	15 Mar 2001
Stanovanjski sklad RS	SSR3	2,000,000,000 SIT	3 rd issue	21 May 2001	28 May 2001

Authorised investment funds

Issuer	Trading code	Type of share	Listing date	First trading day
PID Kmečka družba	KDPN	common	1 Feb 2001	9 Feb 2001
ID Kmečka družba	KDIN	common	1 Feb 2001	9 Feb 2001
PID AKTIVA AVANT I	AAPR	common	13 Aug 2001	22 Aug 2001

DELISTED LONG - TERM SECURITIES IN YEAR 2001

FREE MARKET

SHARES

Issuer	Trading code	Type of share	Delisting date
Tovarna krmil Žalec	TKZG	common	22 Jan 2001
Gruda Ljubljana	GRUG	common	12 Mar 2001
Dolina trgovina	DVEG	common	19 Mar 2001
Lisca Sevnica	LISG	common	21 Mar 2001
Mercator Gorenjska	LOKG	common	26 July 2001
Rudnik Mežica	RMEG	common	26 July 2001
Kruh Koper	KKPG	common	7 Aug 2001

AUTHORISED INVESTMENT FUNDS

Issuer	Trading code	Type of share	Delisting date
Certius 1	CE1N	common	10 Jan 2001
PID Kmečka družba	KM0N	common	15 Jan 2001
Maxima 2 Ljubljana	MX2N	common	5 July 2001
Maxima 3 Ljubljana	MX3N	common	5 July 2001
Kompas sklad 1	KS1N	common	8 Aug 2001
Pulsar Ljubljana	PLON	common	9 Aug 2001
Aktiva Avant I	AA1N	common	13 Aug 2001

EXTENDED LISTING OF LONG - TERM SECURITIES IN YEAR 2001

OFFICIAL MARKET

SHARES

Issuer	Trading code	Type of share	Number of shares before extension	Number of shares after extension	Extension date
Salus	SALR	common	116,470	124,960	12 Jan 2001
Dolenjska banka	DOBR	common	279,290	376,515	28 Aug 2001
Lek	LEKB	common	138,730	138,820	10 Sept 2001

BONDS

Issuer	Trading code	Issue	Number of bonds before extension	Number of bonds after extension	Extension date
Republic of Slovenia	RS23	23 rd issue	169,045	400,000	14 Mar 2001
Republic of Slovenia	RS24	24 th issue	331,000	499,600	19 Apr 2001
Republic of Slovenia	RS25	25 th issue	318,790	800,000	5 June 2001

FREE MARKET

SHARES

Issuer	Trading code	Type of share	Number of shares before extension	Number of shares after extension	Extension date
JATA	JMLG	common	91,322	119,602	22 Jan 2001
KD Group	SKDR	common	20,000	99,176	21 Sept 2001

AUTHORISED INVESTMENT FUNDS

Issuer	Trading code	Type of share	Number of shares before extension	Number of shares after extension	Extension date
Maxima 1 Ljubljana	MX1N	common	93,990,312	216,646,243	5 July 2001

PENSION COUPONS

Issuer	Trading code	Number of shares before extension	Number of shares after extension	Extension date
Kapitalska družba	PBON	143,690,036	143,599,295	9 March 2001

REDUCED LISTING OF LONG - TERM SECURITIES IN YEAR 2001

FREE MARKET

SHARES

Issuer	Trading code	Type of share	Number of shares before reduction	Number of shares after reduction	Reduction date
JATA REJA Ljubljana	JRDG	common	93,859	84,474	4 Jan 2001
Cetis	CETG	common	220,642	200,000	16 Jan 2001
VALKARTON d.d. Logatec	VLOG	common	871,157	852,097	2 Mar 2001
Kmečka družba holding	KDHR	common	1,191,382	924,969	12 July 2001
Intertrade ITS	ITSG	common	1,410,000	1,260,000	17 Sept 2001

AUTHORISED INVESTMENT FUNDS

Issuer	Trading code	Type of share	Number of shares before reduction	Number of shares after reduction	Reduction date
Mercata	MR0N	common	57,913,162	28,923,982	16 Jan 2001
Mercata 1	MR1N	common	53,753,643	26,821,153	16 Jan 2001

EXPIRED BONDS IN YEAR 2001

Issuer	Trading code	Issue	Market	Last trading day
Slovenska zadružna kmetijska banka	ZKB2	2 nd issue	official market	1 Apr 2001
Abanka	AB02	2 nd issue	official market	1 May 2001
Krekova banka	KRB1	1 st issue	official market	1 July 2001
Poštna banka Slovenije	PBS1	1 st issue	official market	1 Sept 2001
Banka Celje	BCE2	2 nd issue	official market	15 Sept 2001
Občina Laško	OLSO	1 st issue	free market	1 Oct 2001

F) LIST OF SECURITIES - SEPTEMBER 2001

F1) OFFICIAL MARKET (1)

CORPORATE BONDS

	Issuer	Trading code	First trading day	Nominal value of issue traded	Coupon interest rate	Maturity	Sector
1	ABANKA	AB01	8 Jan 1996	10 DEMm	10% p.a.	1996-2002	banking
2	ABANKA	AB03	14 June 1999	7 EURm	5% p.a.	1998-2005	banking
3	ABANKA	AB04	27 Dec 2000	10 EURm	6.25% p.a.	2000-2007	banking
4	ABANKA	AB05	26 Sept 2001	10 EURm	6% p.a.	2001-2006	banking
5	BANKA CELJE	BCE3	6 Mar 2000	10 EURm	6% p.a.	1999-2005	banking
6	BANKA CELJE	BCE4	9 Feb 2001	10 EURm	6% p.a.	2000-2006	banking
7	BLAGOVNO TRGOVINSKI CENTER	BTC1	24 Feb 1997	34 DEMm	10.5% p.a.	1996-2008	retail, wholesale and real estate trade
8	LB BANKA ZASAVJE	BZ02	14 Jan 1997	9 DEMm	7.5% p.a.	1996-2004	banking
9	LB SB VELENJE	BV01	20 June 1997	800 SITm	7.5%p.a. + TOM	1997-2002	banking
10	KREKOVA BANKA	KRB1	24 Feb 1997	10 DEMm	7.5% p.a.	1996-2001	banking
11	KREKOVA BANKA	KRB2	14 Apr 1998	7 DEMm	7% p.a.	1997-2002	banking
12	BANKA VIPA	VP02	25 Oct 1995	4 DEMm	10% p.a.	1995-2005	banking
13	BANKA VIPA	VIP3	13 Nov 1996	5 DEMm	7.5% p.a.	1996-2006	banking
14	BANKA VIPA	VIP4	3 Dec 1997	4 DEMm	7% p.a.	1997-2007	banking
15	BANKA VIPA	VIP5	24 Dec 1998	2 EURm	6% p.a.	1998-2008	banking
16	BANKA VIPA	VIP6	6 Mar 2000	2 EURm	5.5% p.a.	1999-2009	banking
17	BANKA VIPA	VIP7	19 July 2001	2 EURm	6.2% p.a.	2001-2010	banking
18	DOLENJSKA BANKA	DB01	21 Dec 1998	900 SITm	7% p.a.+ TOM	1997-2002	banking
19	DOLENJSKA BANKA	DB02	18 Dec 1998	8.754 DEMm	6.8% p.a.	1997-2002	banking
20	FACTOR BANKA	FB01	23 May 1996	10 DEMm	9.5% p.a.	1995-2002	banking
21	FACTOR BANKA	FB03	9 Aug 1999	660 SITm	5% p.a.+ TOM	1998-2001	banking
22	HOTELI BERNARDIN	HTB1	28 June 1999	20 DEMm	8.5% p.a.	1999-2009	hotel and restaurant activities
23	NFD	NI01	21 Dec 1999	2,171.84 SITm	5.5% p.a. + TOM	1999-2006	investment consulting
24	NOVA KBM	KBM1	5 Oct 1998	15 DEMm	6% p.a.	1998-2003	banking
25	NOVA KBM	KBM2	14 Nov 2000	9 EURm	5.9% p.a.q.	2000-2006	banking
26	NOVA LJUBLJANSKA BANKA	NLB1	29 Dec 1997	2,730 SITm	6.75% p.a. + TOM	1997-2002	banking
27	NOVA LJUBLJANSKA BANKA	NLB2	29 Dec 1997	20 DEMm	7% p.a.	1997-2002	banking
28	NOVA LJUBLJANSKA BANKA	NLB3	18 July 2000	4,000 SITm	5.25% p.a. + TOM	2000-2005	banking
29	NOVA LJUBLJANSKA BANKA	NLB4	18 July 2000	5 EURm	5.65% p.a.	2000-2005	banking
30	NOVA LJUBLJANSKA BANKA	NLB5	27 Sept 2001	12 mio EUR	5.8% p.a.	2000-2005	banking
31	PROBANKA	PRB1	15 July 1996	800 SITm	6% p.a. + TOM	1995-2003	banking
32	PROBANKA	PRB2	3 Nov 1997	6 DEMm	8% p.a.	1995-2003	banking
33	SKB BANKA	SKB3	14 Mar 1997	35 DEMm	7.5% p.a.	1996-2003	banking
34	SKB BANKA	SKB4A	30 Dec 1999	3,818.2 SITm	5.25% p.a. + TOM	1999-2005	banking
35	SKB BANKA	SKB4B	30 Dec 1999	5,909 EURm	5.25% p.a.	1999-2006	banking
36	STANOVANJSKI SKLAD RS	SSR1	4 July 1996	8 DEMm	6% p.a.	1995-2010	national mortgage agency
37	STANOVANJSKI SKLAD RS	SSR2	30 June 1998	7.0965 DEMm	7.2% p.a. + TOM	1998-2008	national mortgage agency
38	SLOVENSKA ZADRUŽNA KMETIJSKA BANKA	ZBK1	10 July 1995	5 DEMm	10% p.a.	1994-2004	banking
39	SLOVENSKA ZADRUŽNA KMETIJSKA BANKA	SZB3	15 Mar 2000	2,000 SITm	5.3% p.a. + TOM	1999-2005	banking

MUNICIPAL and GOVERNMENT BONDS

	Issuer	Trading code	First trading day	Nominal value of issue traded	Coupon interest rate	Maturity	Sector
1	REPUBLIC OF SLOVENIA	RS04	6 Aug 1998	267.656 DEMm	8% p.a.	1996-2022	government bond
2	REPUBLIC OF SLOVENIA	RS08	24 Nov 1993	96.53 DEMm	5% p.a.	1993-2003	government bond
3	REPUBLIC OF SLOVENIA	RS10	14 June 1999	52,189.61 SITm	4.5% p.a. + TOM	1997-2007	government bond
4	REPUBLIC OF SLOVENIA	RS12	14 June 1999	3,032 SITm	4.5% p.a. + TOM	1997-2002	government bond
5	REPUBLIC OF SLOVENIA	RS13	14 June 1999	106.701 DEMm	5.55% p.a.	1998-2008	government bond
6	REPUBLIC OF SLOVENIA	RS14	29 Feb 2000	6,304 SITm	4% p.a. + TOM	1999-2003	government bond
7	REPUBLIC OF SLOVENIA ISSUE	RSE	29 Feb 2000	8,981.3 SITm	5.1% p.a. + TOM	1995-2002	government bond
8	REPUBLIC OF SLOVENIA ISSUE	RSH	29 Feb 2000	8,866 SITm	5.55% p.a. + TOM	1995-2005	government bond
9	REPUBLIC OF SLOVENIA ISSUE	RSI	23 Jan 1997	8,981.3 SITm	5.7% p.a. + TOM	1995-2006	government bond
10	REPUBLIC OF SLOVENIA ISSUE	RS16	15 Mar 2000	6,000 SITm	4.2% p.a. + TOM	2000-2003	government bond
11	REPUBLIC OF SLOVENIA ISSUE	RS17	15 Mar 2000	9,000 SITm	4.7% p.a. + TOM	2000-2005	government bond
12	REPUBLIC OF SLOVENIA ISSUE	RS18	15 May 2000	50 EURm	6% p.a.	2000-2010	government bond
13	REPUBLIC OF SLOVENIA ISSUE	RS19	18 Aug 2000	6,000 SITm	4.2% p.a. + TOM	2000-2003	government bond
14	REPUBLIC OF SLOVENIA ISSUE	RS20	12 Dec 2000	6,000 SITm	4.2% p.a. + TOM	2000-2003	government bond
15	REPUBLIC OF SLOVENIA	RS22	22 Feb 2001	8,000 SITm	4.7% p.a. + TOM	2001-2006	government bond
16	REPUBLIC OF SLOVENIA	RS23	20 Feb 2001	40 EURm	6% p.a.	2001-2011	government bond
17	REPUBLIC OF SLOVENIA	RS24	22 Mar 2001	4,966 SITm	4.2% p.a. + TOM	2001-2004	government bond
18	REPUBLIC OF SLOVENIA	RS25	3 May 2001	8,000 SITm	4.7% p.a. + TOM	2001-2006	government bond
19	REPUBLIC OF SLOVENIA	RS26	14 June 2001	14.2 EURm	5.375% p.a.	2001-2011	government bond
20	SLOVENSKA RAZVOJNA DRUŽBA	SKR1	3 July 1995	50 DEMm	5% p.a.	1993-2003	development fund of Republic Slovenia

TOM (abbreviation for: "temeljna obrestna mera" - base interest rate) - indexation factor, calculated as twelve month average of monthly consumer price index

F1) OFFICIAL MARKET (2)

COMMON SHARES

	Issuer	Trading code	First trading day	Nominal value of issue listed	Number of shares traded	Isin code	Sector
1	AERODROM LJUBLJANA	AELG	8 Oct 1997	1,936.229 SITm	1,936,229	SI0031103276	airport services
2	BANKA KOPER	BKP	14 Mar 2000	5,313.59 SITm	531,359	SI 002110547 1	banking
3	BLAGOVNO TRGOVINSKI CENTER BTC	BTC	4 Oct 1994	5,806.624 SITm	725,828	SI0031100504	retail, wholesale and real estate trade
4	COMET ZREČE	CHZG	2 Nov 1998	1,700.688 SITm	1,700,688	SI0031104407	grinding wheels and other non-metals production
5	DELO LJUBLJANA	DELK	13 Jan 1999	667.464 SITm	667,464	SI 003110445 6	publishing
6	DELO PRODAJA	DPRG	12 Feb 2001	593.549 SITm	593,549	SI0031107079	trade
7	DOLENJSKA BANKA	DOBR	22 Mar 1996	3,012.120 SITm	376,515	SI0021100241	banking
8	DROGA PORTOROŽ	DRPG	12 June 1996	2,827.68 SITm	282,768	SI0031100256	food processing industry
9	EMONA OBALA KOPER	EOKG	7 Jan 1998	1,741.456 SITm	1,741,456	SI0031102682	commerce
10	ETOL CELJE	ETOG	21 Feb 1997	2,745.76 SITm	274,576	SI0031101338	essential oils and fragrances production
11	GEODETSKI ZAVOD SLOVENIJE	GZRG	8 Jan 2001	379.820 SITm	379,820	SI0031110339	surveying and cartography
12	GORENJE VELENJE	GRVG	10 Nov 2000 official market (2 June 1998 free market)	12,200 SITm	12,200,000	SI0031104076	household appliances
13	GRADBENO PODJETJE GROSUPLJE	GPG	23 Dec 1994	19,941.1 SITm	199,411	SI0031100728	construction industry
14	INTEREUROPA KOPER	IEKG	12 Jan 1998	7,210.7 SITm	7,210,700	SI0031100090	retail trade
15	ISTRABENZ KOPER	ITBG	16 June 1997	5,180 SITm	5,180,000	SI0031102070	holding companies management
16	KOMPAS MTS	MTSG	8 Dec 2000	3,526.714 SITm	3,526,714	SI0031103706	catering service, border-crossing and tourist services
17	KOLINSKA LJUBLJANA	KOLR	8 Jan 1996	3,166.992 SITm	3,166,992	SI0031100058	food processing industry
18	KOLONIALE VELETRGOVINA MARIBOR	KLMG	30 July 1999	650.516 SITm	650,516	SI 003110515 6	domestic market food and non food products wholesale
19	KOVINOTEHNA CELJE	KCEG	17 July 1996	4,124.504 SITm	4,124,504	SI0031100157	commerce industry
20	KRKA TOVARNA ZDRAVIL NOVO MESTO	KRKG	4 Nov 1997	14,170.448 SITm	3,542,612	SI0031102120	pharmaceutical & chemical industry
21	LEK LJUBLJANA	LEKA	11 Sep 1996	10,743.738 SITm	1,790,623	SI0031100645	pharmaceuticals
22	LUKA KOPER	LKPG	20 Nov 1996	7,140 SITm	7,140,000	SI0031101346	transport
23	MERCATOR LJUBLJANA	MELR	22 Dec 1997	32,085.04 SITm	3,208,504	SI0031100082	commerce industry, agriculture
24	MERKUR KRANJ	MER	30 Nov 1998	91,258.5 SITm	912,585	SI0031104639	wholesale and retail trade
25	MLINOTEST AJDOVŠČINA	MAJG	3 Apr 2000	2,389.177 SITm	2,389,177	SI 003110820 0	food processing industry
26	NIKA BREŽICE	NIKA	23 June 1992	479.688 SITm	479,688	SI0031100793	financial consultancy and services
27	PETROL LJUBLJANA	PETG	5 May 1997	12,517.806 SITm	2,086,301	SI0031102153	crude-oil and gas trade
28	PIVOVARNA LAŠKO	PILR	1 Feb 2000	6,363.405 SITm	6,363,405	SI 003110741 8	brewery
29	PIVOVARNA UNION	PULG	6 Mar 2000	4,511.14 SITm	451,114	SI 003110907 5	brewery and soft drinks
30	RADENSKA RADENCI	RARG	3 Apr 1997	5,061.856 SITm	5,061,856	SI0031102302	health resort
31	SALUS LJUBLJANA	SALS	16 Jan 1992	124.97 SITm	124,970	SI 003110568 5	full-line pharmaceutical wholesale
32	SAVA KRANJ	SAVA	6 Jan 2000	17,209.87 SITm	1,720,987	SI0031108457	chemicals
33	SKB BANKA	SKBB	19 Nov 1991	7,800 SITm	7,800,000	SI0021100670	banking
34	TEHNOUNION LJUBLJANA	TEHG	26 Nov 1998	840.05 SITm	84,005	SI0031100025	sales agent and marketing of motor vehicles
35	TERME ČATEŽ	TCRG	26 Aug 1993	2,699.886 SITm	449,981	SI0031100637	health resort
36	ZDRAVILIŠČE MORAVSKE TOPLICE	ZMTG	25 Sep 1997	2,861.843 SITm	2,861,843	SI0031103250	health resort
37	ŽIVILA KRANJ	ZKNG	15 May 2000	3,199.97 SITm	319,997	SI 003110678 2	trade and catering industry
38	ŽITO LJUBLJANA	ZTOG	20 Mar 2000	3,374.46 SITm	337,446	SI 003110844 0	flour, bread, pasta and sweets production

PREFERRED SHARES

	Issuer	Trading code	First trading day	Nominal value of issue listed	Number of shares traded	Isin code	Sector
1	KOVINOTEHNA CELJE	KCEU	17 July 1996	527.955 SITm	527,955	SI 003120001 5	iron and nonferrous metals production - wholesale trade, retail trade
2	LEK LJUBLJANA	LEKB	6 May 1999	832.920 SITm	138,820	SI 003120027 0	pharmaceuticals
3	PROBANKA MARIBOR	PRBP	30 Mar 1993	400 SITm	400,000	SI 002120040 5	banking
4	VIPA BANKA	VPPP	28 June 1994	350 SITm	17,500	SI 002120031 4	banking

F2) FREE MARKET (1)

CORPORATE BONDS

	Issuer	Trading code	First trading day	Nominal value of issue traded	Interest rate	Maturity	Sector
1	AUTOCOMMERCE LJUBLJANA	ACL1	15 Dec 1997	22.3 DEMm	8% p.a.	1997-2006	foreign and domestic trade, service and production
2	BANKA KOPER	BKP2	2 Dec 1998	3 USDm	LIBOR + 0.5% p.a.	1997 - 2002	banking
3	BANKA KOPER	BKP3	5 Jan 2000	5 EURm	5% p.a.	1999-2004	banking
4	BANKA KOPER	BKP4	21 Dec 2000	2,000 SITm	6% p.a. + TOM	2000-2005	banking
5	KMEČKA DRUŽBA ZA UPRAVLJANJE	KD01	24 July 1996	8 DEMm	10% p.a.	1996-2006	investment
6	PROBANKA	PRB4	15 Mar 2000	5 DEMm	5.5% p.a.	1999-2007	banking
7	UBK BANKA	UBK1	5 Jan 1995	6 DEMm	8.5% floating rate	1994-2004	banking
8	BANKA VIPA	VP01	5 Jan 1995	2 DEMm	10% p.a.	1994-2004	banking
9	POTEZA	BDP2	13 Dec 1999	1.5 EURm	7.5% p.a.	1999-2004	brokerage house
10	SI.MOBIL	SM01	24 Sep 1999	5 DEMm	6% p.a.	1999-2006	telecommunication
11	SIP STROJNA OPREMA	SIP1A	19 June 2000	6.5 DEMm	6% p.a.	1999-2009	production of tractors and other agricultural, forestry and cultivation machinery
12	SIP STROJNA OPREMA	SIP1B	19 June 2000	3.45 DEMm	6% p.a.	1999-2009	production of tractors and other agricultural, forestry and cultivation machinery

* floating interest rate calculated as an average annual interest rate of long-term government bonds denominated in DEM

MUNICIPAL and GOVERNMENT BONDS

	Issuer	Trading code	First trading day	Nominal value of issue traded	Coupon interest rate	Maturity	Sector
1	COMMUNITY OF ŠMARJE PRI JELŠAH	OSMO	5 Jan 1995	10 DEMm	10% p.a.	1992-2002	municipal bond
2	SLOVENSKA ODŠKODNINSKA DRUŽBA	SOS2	7 Apr 1997	500 DEMm	6% p.a.	1996-2004	meeting commitments deriving from denationalisation process
3	STANOVANJSKI SKLAD RS	SSR3	8 May 2001	2,000 SITm	6.1% p.a.+ TOM	2001-2011	national mortgage agency

TOM (abbreviation for: "temeljna obrestna mera"- base interest rate) - indexation factor calculated as twelve month average of monthly consumer price index

F2) FREE MARKET (2)

COMMON SHARES

	Issuer	Trading code	First trading day	Nominal value of issue listed	Number of shares traded	Isin code	Sector
1	AGROKOMBINAT MARIBOR	AKMG	24 Sep 1999	403.808 SITm	403,808	SI 003110433 2	retail, fooder production for livestock, meat and milk products, granary services
2	AKTIVA AVANT	AAFR	16 Aug 2001	4,814.478 SITm	4,814,478	SI0021110620	holding companies management real estate and residence management and sale, business engineering
3	ALPDOM RADOVLJICA	ALDG	7 Apr 2000	47.816 SITm	47,816	SI 003110938 0	passengers transportat
4	ALPETOUR POTOVALNA AGENCIJA ŠKOFJA LOKA	APAG	2 Aug 2000	526.084 SITm	263,042	SI0031109893	holding companies management, enterprise and business consulting, market research and operating with fixed property car sale and repair services
5	AVANT HOLDING LJUBLJANA	AVHR	14 Apr 2000	706.855 SITm	706,855	SI 003110948 9	transport company
6	AVTO CELJE	AVCG	4 Feb 1997	418.077 SITm	418,077	SI0031102112	holding companies management
7	AVTOPREVOZNIŠTVO IN SERVISI VELENJE	ASVG	1 Sep 1997	308.696 SITm	308,696	SI0031103151	holding companies management
8	BELINKA HOLDING LJUBLJANA	BELG	19 Oct 2000	2,702.532 SITm	2,702,532	SI 003110216 1	holding companies management
9	BOHOR ŽAGA IN FURNIRNICA ŠENTJUR	BFUG	18 June 1997	209.170 SITm	209,170	SI0031102757	sawmill and veneer production
10	CAPITA LJUBLJANA	CAP1	5 Sep 1997	582.021 SITm	582,021	SI0021100035	holding companies management
11	CEMENTARNA TRBOVLJE	CTRG	29 May 2000	1.766 SITm	176,600	SI 003110962 0	cement production
12	CERTIUS HOLDING	CERR	15 Jan 2001	1,875.377 SITm	1,875,377	SI0031110446	holding companies management
13	ČETIS CELJE	CETG	10 Mar 1997	2.400 SITm	200,000	SI0031100843	paper industry and graphics
14	CINKARNA CELJE	CICG	6 Mar 1998	4,874.862 SITm	812,477	SI0031103805	metallurgic and chemical industry
15	CM CELJE	CEMG	1 Mar 2001	643.570 SITm	64,357	SI0031109885	design, construction and reconstruction of roads, highways and other traffic areas
16	COLOR MEDVODE	COMG	15 Jan 1998	1,607.402 SITm	803,701	SI0031103607	resin, colours and varnish industry
17	CREINA KRANJ	CRKG	21 Feb 2000	194.376 SITm	48,594	SI 003110915 8	production and wholesale of agricultural and industrial machines and gadgats
18	DADAS MARIBOR	DAD	16 Sep 1997	125.28 SITm	31,320	SI0031100769	financial consultancy and services
19	DANA MIRNA	DMRG	7 June 1999	356.128 SITm	356,128	SI 003110520 6	secondary industry of fruit processing and production of alcohol and non-alcohol drinks
20	DOM SMREKA	DSMG	21 Sep 1999	406.199 SITm	406,199	SI 003110725 1	retail of construction material, heating and wood
21	DRAVINJSKI DOM SLOVENSKE KONJICE	DSKG	19 May 2000	216.56 SITm	216,560	SI 003110958 8	wholesale and retail of food and non-food products
22	DZS LJUBLJANA	DZS	12 May 1999	1,429.368 SITm	1,429,368	SI 003110527 1	publishing and trading
23	EGOLEŠ ŠKOFJA LOKA	GKRG	17 Sep 1999	258.3 SITm	258,300	SI 003110714 5	forest management and sale of wood products
24	ELMO LJUBLJANA	IELG	22 Feb 2001	708 SITm	708,000	SI0031110263	electrical installations
25	EMONA KRMILA LJUBLJANA	EMKG	26 Sep 2000	322.32 SITm	26,860	SI0031100397	fooder production and retail for livestock
26	FRUCTAL AJDOVŠČINA	FRAG	6 Jan 1998	2,504.151 SITm	2,504,151	SI0031103599	food-processing industry
27	GEA COLLEGE LJUBLJANA	GEAR	5 Jan 1995	147.885 SITm	147,885	SI0031100801	consulting
28	GEA TOVARNA OLJA SLOV.BISTRICA	GSBG	30 June 1996	660.348 SITm	660,348	SI0031101296	oil - producing industry
29	GRAD PRESTRANEK	GDPR	1 Feb 2000	345.88 SITm	43,235	SI 003110898 6	revitalisation and renewal of the Prestranek estate; catering and tourist activities; horse breeding
30	GRADIS GP LJUBLJANA	GLJG	12 July 1999	609.5 SITm	304,750	SI 003110393 8	construction
31	GRADIS SPO LJUBLJANA	GSLG	13 Jan 1999	418.74 SITm	418,740	SI 003110487 8	services of engine and construction mechanisation
32	GRAND HOTEL UNION LJUBLJANA	GHUG	5 Jan 2000	1,814.613 SITm	1,814,613	SI 003110865 5	hotel industry
33	GORENJSKI TISK KRANJ	GTKG	19 Sep 1996	960.176 SITm	960,176	SI 003110119 7	graphics services
34	GORIŠKE OPEKARNE RENČE	GORG	8 Mar 1999	392.725 SITm	392,725	SI0031104993	production of different clay brick products
35	GOZDNO GOSPODARSTVO BLEJ	GGBG	27 Dec 1999	611.9 SITm	611,900	SI 003110737 6	forest management
36	GOZDNO GOSPODARSTVO POSTOJNA	GZPG	30 June 1999	489.52 SITm	489,520	SI 003110571 9	forest management and sale of wood products
37	PPC GORENJSKI SEJEM KRANJ	GSKG	29 Apr 1999	336.091 SITm	336,091	SI 003110511 5	exhibition, fair and congress organisation
38	HELIOS DOMŽALE	HDOG	19 Sep 1996	2,198.61 SITm	219,861	SI0031101148	intermediary on fuel, mine sector
39	HIDROTEHNIK LJUBLJANA	VHLG	5 July 1999	330.034 SITm	330,034	SI 003110551 1	building industry and protection against flood damage
40	HIPOTEKARNA BANKA BREŽICE	HBR	14 Dec 1998	600 SITm	300,000	SI0021100746	banking
41	HOTELI PALACE PORTOROŽ	PALG	7 Oct 1997	2,346.102 SITm	2,346,102	SI0031103300	hotel industry
42	IMP ČRPALKE	ICRG	9 Sep 1998	333.034 SITm	333,034	SI0031104340	production of pumps
43	INLES RIBNICA	IHPG	8 Oct 1999	1,111.050 SITm	555,525	SI 003110745 9	production of furniture
44	INTARA LJUBLJANA	INTR	5 Jan 1995	101 SITm	101,000	SI0031101148	brokerage house
45	INTEGRAL JESENICE	INJG	14 Sep 1999	243.784 SITm	243,784	SI 003110708 7	merchandise and passenger transport, motor vehicle service and repairs
46	INTERTRADE ITA LJUBLJANA	INRG	20 Oct 1997	695.31 SITm	69,531	SI0031103334	mechanical engineering representative
47	INTERTRADE ITS LJUBLJANA	ITSG	24 Apr 1998	1.260 SITm	1,260,000	SI0031103946	information and computer service
48	INTES MARIBOR	IMTG	9 Mar 2000	549.982 SITm	549,982	SI 003110920 8	cereal processing and production of farinaceous food
49	JADRAN SEŽANA	JASG	23 Sep 1996	226.334 SITm	226,334	SI0031101544	commerce industry
50	JATA LJUBLJANA	JMLG	23 Sep 1996	1,196.02 SITm	119,602	SI0031101536	production and processing of poultry meat
51	JATA REJA LJUBLJANA	JRDG	24 Mar 1997	844.74 SITm	84,474	SI0031102492	poultry breeding
52	JAVOR PIVKA	JPIG	13 Nov 2000	1,194.7 SITm	1,194,700	SI0031109109	production of plywood, bound and layer wood, fibre and other slabs
53	JELEN SLOVENSKE KONJICE	JESG	29 Nov 1999	50.849 SITm	50,849	SI 003110430 8	restaurant & hotel capacities
54	JUTEKS ŽALEC	JTKG	2 Nov 1999	641.432 SITm	641,432	SI 003110786 3	carpet production on various linings
55	KEMA PUČONCI	KEPG	17 Dec 1998	217.346 SITm	217,346	SI 003110420 9	production of special buildingmaterials
56	KLASJE CELJE	KLKG	2 July 1999	734.716 SITm	734,716	SI 0031105487	bread, pastries and sweets production
57	KMETIJSKI KOMBINAT PTUJ	KMPG	27 Oct 1998	2,531.109 SITm	2,531,109	SI0031104563	agriculture and meat products
58	KMEČKA DRUŽBA HOLDING	KDHR	5 Feb 2001	7,399.752 SITm	924,969	SI0031110461	holding companies management
59	KMEČKA DZU LJUBLJANA	KDZR	3 Aug 1998	160 SITm	20,000	SI0021103880	investments
60	KOMPAS HOTELI KRANJSKA GORA	KHKG	31 May 1996	1,627 SITm	162,700	SI0031100520	tourism, hotel industry
61	KS-1 NALOŽBE	KSNR	10 Aug 2001	417.8783 SITm	4,178,783	SI0021110893	holding companies management
62	KOŠAKI TMI MARIBOR	TKMG	11 Oct 1999	432.36 SITm	43,236	SI 003110424 1	secondary meat industry and production of meat products
63	KOVINTRADE CELJE	KZTR	14 Apr 1997	114.65 SITm	114,650	SI0031101650	foreign trade
64	KRUH PECIVO MARIBOR	KPEG	2 July 1997	555.934 SITm	555,934	SI0031102955	bread and pastries production
65	LESNINA EMMI SLOV.BISTRICA	LSBG	8 May 1996	684.037 SITm	684,037	SI0031100355	aluminium and wood production

F2) FREE MARKET (3)

COMMON SHARES

	Issuer	Trading code	First trading day	Nominal value of issue listed	Number of shares traded	Isin code	Sector
66	LIP BLEED	LLBG	12 Jan 2000	2,155,899 SITm	2,155,899	SI 003110871 3	wood manufacturing
67	LIV POSTOJNA	LIVG	16 Nov 1999	1,616 SITm	161,600	SI 003110796 2	production of vacuum cleaners, plastic tubes and fittings, bicycles, hydraulic elevators and concrete mixers
68	LIZ INŽENIRING LJUBLJANA	LIZG	11 Mar 1999	188.677 SITm	188,677	SI 003110371 4	consulting and engineering in object construction
69	MARINA PORTOROŽ	MAPG	19 Sep 1996	627.864 SITm	313,932	SI0031100587	nautical and hotel industry
70	OLJARICA KRANJ	MOKG	27 Jan 1999	704.04 SITm	70,404	SI 003110201 3	production of cooking oil
71	MEDALJON MARIBOR	MEDR	12 Oct 1999	1,734 SITm	1,734,000	SI 003110691 5	management of holding companies, business operations of own real estate and renting own real estate
72	MEDVEŠEK PUŠNIK LJUBLJANA	MPL	12 Dec 1997	160 SITm	80,000	SI0021103245	financial consulting
73	MELAMIN KOČEVJE	MKOG	23 Sep 1996	466.489 SITm	466,489	SI003110201	chemical industry
74	MERCATA HOLDING	MEHR	30 Jan 2001	2,898.918 SITm	2,898,918	SI0031110065	holding companies management
75	MERCATA 1 HOLDING	MHLR	30 Jan 2001	2,693.249 SITm	2,693,249	SI0031110073	holding companies management
76	MESNA INDUSTRIJA PRIMORSKE	MIPG	19 June 2000	1,478.742 SITm	1,478,742	SI 003110969 5	meat processing industry; wholesale and retail trade with provisions
77	MITOL SEŽANA	MISG	15 May 1997	770.509 SITm	770,509	SI0031102716	production and sale of adhesive substances and resinous compound
78	MLADINSKA KNJIGA TISKARNA LJUBLJANA	MKTG	11 Oct 1999	1,039.54 SITm	103,954	SI 003110094 2	printing, publishing, retail and wholesale
79	MURALES LJUTOMER	MULG	2 Mar 2001	322.045 SITm	322,045	SI0031107780	production of wood furniture
80	MLAJ ZADOBROVA	MTZG	20 June 2001	67.062 SITm	67,062	SI0031110479	wood manufacturing
81	NAMA LJUBLJANA	NALG	20 Dec 1999	1,907.59 SITm	1,907,590	SI 003110269 0	retail trade and renting of business premises
82	NIKO ŽELEZNIKI	NKPG	17 Sep 1999	358.75 SITm	35,875	SI 003110717 8	office material, industrial paper-clips, electromagnets and other metal mechanisms production
83	NOVOLIT NOVA VAS	NNVG	6 Jan 1997	224.298 SITm	224,298	SI0031101684	production of building material used for construction elements
84	PINUS RAČE	PIRG	13 June 1996	1,482.03 SITm	148,203	SI0031100371	chemical industry
85	PLAMA PUR	POPG	6 Dec 1999	686.798 SITm	686,798	SI 003110822 6	production and refashioning of poliuretanic (plastic) foams
86	POTROŠNIK CELJE	POCG	12 Nov 1997	614.973 SITm	614,973	SI0031103425	retail trade
87	PULSAR HOLDING	PLHR	13 Aug 2001	939.319 SITm	939,319	SI0021110901	holding companies management
88	VELETRGOVINA POTROŠNIK MS	POMG	14 Jan 1999	777.581 SITm	777,581	SI 003110486 0	wholesale and retail trade
89	RAZVOJNA DRUŽBA LJUBLJANA	RDRO	5 Jan 1995	219.48 SITm	21,948	SI0031100751	consulting
90	RTC KRVAVEC	RKRG	17 Oct 1997	411.468 SITm	205,734	SI0031103284	transport of passengers, goods and various loads
91	RUDIS TRBOVLJE	RUTG	13 Sep 1996	516.996 SITm	516,996	SI0031100900	construction industry
92	SATURNUS AVTOOPREMA LJUBLJANA	SAAG	14 Apr 1997	966.122 SITm	483,061	SI0031102542	motorvehicles light equipment industry
93	SATURNUS EMBALAŽA LJUBLJANA	SELG	3 Nov 1997	840.64 SITm	84,064	SI0031103383	production of package
94	SAVINJA MOZIRJE	MSMG	21 Sep 1999	105.78 SITm	105,780	SI 003110685 7	retail of food and non-food provisions
95	SIJAJ HRASTNIK	SIHG	7 Oct 1999	268.8 SITm	26,880	SI 003110742 6	production of decorative lights and metal products
96	KD GROUP	SKDR	21 Dec 2000	198.352 SITm	99,176	SI0031110164	holding companies management
97	SLOVENIJALES LJUBLJANA	SLLG	8 May 1996	3,037.77 SITm	303,777	SI0031100405	commerce, engineering, representation
98	SVILA MARIBOR	SVMG	17 Jan 1997	1,263.478 SITm	1,263,478	SI0031102096	textile industry
99	SVILANIT KAMNIK	SKAG	14 Apr 1997	816.974 SITm	408,487	SI0031102450	textile industry
100	STC CELJE	STCG	2 Nov 1999	501.93 SITm	501,930	SI 003110782 2	warehouse and loading activities, international and domestic forwarding agency, including transport and wholesale
101	TEKSTINA AJDOVŠČINA	TEAG	12 Feb 1997	1,127.293 SITm	1,127,293	SI031102211	textile industry
102	TOPLICE DOBRNA	ZDDG	5 July 1999	682.01 SITm	682,010	SI031105396	medical services, tourist and hotel trade
103	TOSAMA DOMŽALE	TODG	13 Sep 1996	2,956.7 SITm	295,670	SI0031101361	sanitary material production
104	TOTRA PRASTIKA LJUBLJANA	TOPG	24 Nov 1997	227.809 SITm	227,809	SI0031103458	plastic products industry
105	TOVARNA SLADKORJA ORMOŽ	TSOR	12 Apr 1996	4.974.63 SITm	497,163	SI0031100207	sugar production
106	TUS KO-SI SLOVENJ GRADEC	TUKG	9 Mar 2000	229.456 SITm	229,456	SI 003110924 0	production of non-woven materials
107	TUB SWATY MARIBOR	TUBG	30 Dec 1997	1,155.76 SITm	288,940	SI0031103441	production and trade of knife grinders
108	UNITAS LJUBLJANA	USLG	26 Nov 1998	145.115 SITm	145,115	SI0031104670	production of sanitary, water and gas fittings
109	UPIMO GROUP LJUBLJANA	UPGR	9 July 19997	215 SITm	215,000	SI0021102668	counseling services on trading and marketing and financial engineering
110	VALKARTON LOGATEC	VLOG	26 Jun 1997	852.097 SITm	852,097	SI0031102310	cardboard production
111	VOC CELJE	VOCG	29 Aug 2000	112.151 SITm	112,151	SI0031110024	highways maintenance and reconstruction
112	ZASAVSKI RAČUNSKI CENTER TRBOVLJE	ZRCG	27 Dec 1999	43.466 SITm	43,466	SI 003110856 4	consultancy engineering, electronic data processing, sale of software products
113	ZDRAVILIŠČE ROGAŠKA	RGS	11 Feb 1999	891.864 SITm	891,864	SI0031104894	health resort
114	ZLATOROG MARIBOR	ZLAR	7 Nov 1996	838.440 SITm	209,610	SI031101817	financial consultancy and trade industry
115	ŽR - MONTER DRAVOGRAD	ZMDG	17 Sep 1999	275.835 SITm	275,835	SI 003110696 4	management of investment portfolios of subsidiaries

PREFERRED SHARES

	Issuer	Trading code	First trading day	Nominal value of issue listed	Number of shares traded	Isin code	Sector
1	HIPOTEKARNA BANKA BREŽICE	HBP	14 Dec 1998	159 SITm	79,500	SI0021200074	banking
2	KMEČKA DRUŽBA HOLDING	KDHP	18 July 2001	2,131.304 SITm	266,413	SI0031200502	holding companies management
3	PRIMOFIN MARIBOR	PFNP	22 Sep 1997	500 SITm	10,000	SI0031200106	financial consultancy
4	ZDRAVILIŠČE ROGAŠKA	RGP	11 Feb 1999	55.636 SITm	27,818	SI0031200288	health resort

F2) FREE MARKET (4)

AUTHORISED INVESTMENT FUNDS

	Issuer	Trading code	First trading day	Nominal value of issue listed	Number of shares traded	Isin code	Sector
1	PID AKTIVA AVANT I LJUBLJANA	AAPR	22 Aug 2001	2,952.004 SITm	29,520,040	SI 002111063 8	authorised investment fund
2	ARKADA ENA LJUBLJANA	AR1N	14 Dec 1998	3,021.073 SITm	30,210,725	SI 002110579 4	authorised investment fund
3	ARKADA DVA LJUBLJANA	AR2N	14 Dec 1998	2,008.723 SITm	20,087,233	SI 002110580 2	authorised investment fund
4	ARKADA TRI LJUBLJANA	AR3N	9 Feb 1999	2,013.547 SITm	20,135,474	SI 002110581 0	authorised investment fund
5	ATENA 1.SKLAD LJUBLJANA	AT1N	12 Oct 1998	29,710.716 SITm	297,107,158	SI 002110582 8	authorised investment fund
6	CAPINVEST 2 LJUBLJANA	CAPN	24 Dec 1998	587.69 SITm	5,876,900	SI 002110622 2	authorised investment fund
7	INFOND ZLAT MARIBOR	IZON	29 June 1998	33,685.471 SITm	336,854,710	SI 002110586 9	authorised investment fund
8	KOMPAS SKLAD 2	KS2N	23 Jan 1998	4,429.324 SITm	44,293,242	SI 002110621 4	authorised investment fund
9	KOMPAS SKLAD 4	KS4N	29 Apr 1999	4,163.38 SITm	41,633,800	SI 002110588 5	authorised investment fund
10	KRONA KRONA	KRON	8 Dec 1998	1,287.162 SITm	12,871,618	SI 002110589 3	authorised investment fund
11	KRONA SENIOR	SNON	8 Dec 1998	7,317.043 SITm	73,170,428	SI 002110590 1	authorised investment fund
12	MAKSIMA 1 LJUBLJANA	MX1N	16 Nov 1998	21,664.6243 SITm	216,646,243	SI 002110593 5	authorised investment fund
13	MERCATA LJUBLJANA	MIRON	31 Aug 1998	2,892.3982 SITm	28,923,982	SI 002110598 4	authorised investment fund
14	MERCATA 1 LJUBLJANA	MR1N	31 Aug 1998	2,682.1153 SITm	26,821,153	SI 002110599 2	authorised investment fund
15	MODRA LINIJA KOPER	MLON	7 Apr 1998	3,335.285 SITm	33,352,848	SI 002110596 8	authorised investment fund
16	MODRA LINIJA 2 KOPER	ML2N	24 Aug 1998	2,297.202 SITm	22,972,015	SI 002110597 6	authorised investment fund
17	MODRA LINIJA 3 KOPER	ML3N	14 June 1999	524.414 SITm	5,244,141	SI 002110668 5	authorised investment fund
18	NACIONALNA FINANČNA DRUŽBA 1	NF1N	26 Oct 1998	15,833.012 SITm	160,580,300	SI 002110600 8	authorised investment fund
19	NACIONALNA FINANČNA DRUŽBA 2	NF2N	2 July 1999	29,137.966 SITm	291,379,659	SI 002110601 6	authorised investment fund
20	NIKA PID	NKON	24 Apr 1998	3,257.470 SITm	32,574,698	SI 002110602 4	authorised investment fund
21	NIKA PID 1	NK1N	24 Apr 1998	3,091.110 SITm	30,911,102	SI 002110603 2	authorised investment fund
22	NIKA PID 2	NK2N	24 Apr 1998	1,255.587 SITm	12,555,868	SI 002110604 0	authorised investment fund
23	PID KMEČKA DRUŽBA	KDPN	9 Feb 2001	9,591.3558 SITm	95,913,558	SI 002111023 2	authorised investment fund
24	PID KMEČKA DRUŽBA	KDIN	9 Feb 2001	9,204.6145 SITm	92,046,145	SI 002111023 2	authorised investment fund
25	PLOD LJUBLJANA	PDON	24 Sep 1999	1,047.802 SITm	10,478,017	SI 002110605 7	authorised investment fund
26	POMURSKA INV.DRUŽBA 1	PM1N	9 Nov 1998	3,592.394 SITm	35,923,940	SI 002110606 5	authorised investment fund
27	POMURSKA INV.DRUŽBA 2	PM2N	24 May 1999	4,538.723 SITm	45,387,230	SI 002110607 3	authorised investment fund
28	SETEV LJUBLJANA	ST1N	24 Sep 1999	1,540.537 SITm	15,405,373	SI 002110609 9	authorised investment fund
29	TRDNJAVA VELENJE	TRON	14 June 1999	2,593.276 SITm	25,932,762	SI 002110612 3	authorised investment fund
30	TRDNJAVA I VELENJE	TR1N	5 July 1999	891.79 SITm	8,917,902	SI 002110613 1	authorised investment fund
31	TRGATEV LJUBLJANA	GTON	24 Sep 1999	1,758.58 SITm	17,585,800	SI 002110619 8	authorised investment fund
32	TRIGLAV STEBER I	TG1N	2 Nov 1998	14,545.899 SITm	147,487,470	SI 002110610 7	authorised investment fund
33	TRIGLAV STEBER II	TG2N	14 June 1999	19,541.255 SITm	195,412,551	SI 002110611 5	authorised investment fund
34	VIPA INVEST NANOS	VNON	16 Mar 1998	3,309.69 SITm	33,096,900	SI 002110614 9	authorised investment fund
35	VIPA INVEST SOČA	VSON	31 May 1999	7,117.122 SITm	71,171,215	SI 002110615 6	authorised investment fund
36	VIZIJA DPB NOVO MESTO	VZON	29 June 1998	4,407.463 SITm	44,074,632	SI 002110616 4	authorised investment fund
37	ZLATA MONETA I MARIBOR	ZM1N	31 Mar 1999	6,638.43 SITm	68,297,800	SI 002110617 2	authorised investment fund
38	ZLATA MONETA II MARIBOR	ZM2N	31 Mar 1999	8,233.376 SITm	82,333,757	SI 002110618 0	authorised investment fund
39	ZVON DVA MARIBOR	ZV2N	7 June 1999	14,122.471 SITm	141,224,712	SI 002110592 7	authorised investment fund
40	ZVON ENA MARIBOR	ZV1N	7 Dec 1998	13,461.31 SITm	137,974,360	SI 002110591 9	authorised investment fund

PENSION COUPONS

	Issuer	Trading code	First trading day	Nominal value of issue listed	Number of shares traded	Isin code	Sector
1	PENSION COUPONS	PBON	1 Oct 1999	13,735.154 SITm	137,351,538	SI 002990032 9	creating supplementary pension means and invalid insurance