



# MONTHLY STATISTICS

## LJUBLJANA STOCK EXCHANGE

October 2001

Year VII, No. 10/01

### TURNOVER

Market	Turnover (in EUR)	Volume in pieces	Number of bargains
<b>Official market</b>	<b>102,631,815</b>	<b>1,904,856</b>	<b>10,040</b>
Shares	88,339,529	1,756,843	9,698
Bonds	14,292,286	148,013	342
<b>Free market</b>	<b>37,895,152</b>	<b>78,678,531</b>	<b>17,292</b>
Shares	13,843,171	2,185,245	3,138
Bonds	5,124,924	130,659	426
Authorised inv.funds	18,120,358	72,688,062	12,481
Pension coupons	806,699	3,674,565	1,247
Short-term securities	0	0	0
<b>Total</b>	<b>140,526,967</b>	<b>80,583,387</b>	<b>27,332</b>

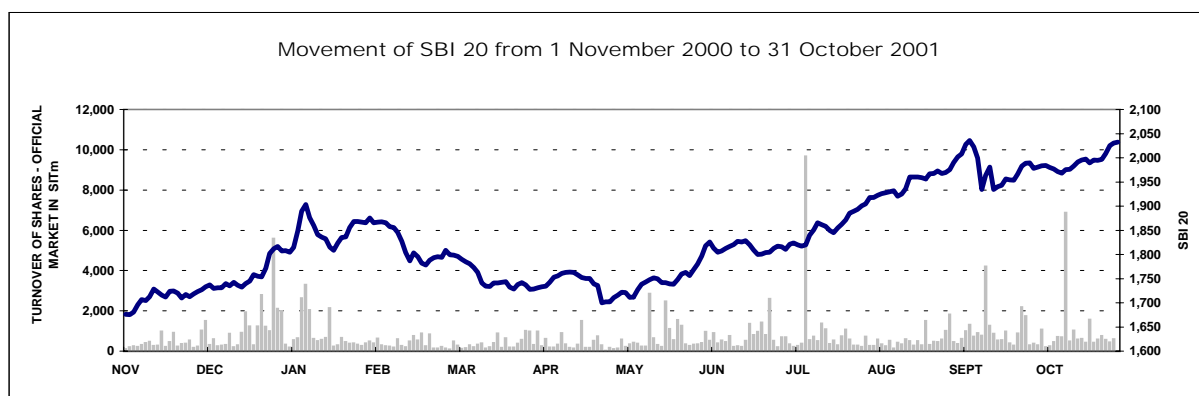
### MARKET SIZE

Market	Market capitalisation (in EURm)	Number of securities	Number of issuers
<b>Official market</b>	<b>4,205</b>	<b>100</b>	<b>59</b>
Shares	2,968	41	39
Bonds	1,237	59	20
<b>Free market</b>	<b>1,714</b>	<b>176</b>	<b>171</b>
Shares	660	121	117
Bonds	315	15	12
Inv.funds	712	39	41
Pension coupons	27	1	1
<b>Total</b>	<b>5,920</b>	<b>276</b>	<b>230</b>
Short-term securities	-	10	1

### NOMINAL RETURN

STOCK EXCHANGE INDICES	Nominal return in October 2001	Nominal return in year 2001
Slovenian stock exchange index (SBI 20)	2.17%	12.41%
Nonweighted slovenian stock exchange index (SBI 20NT)	1.98%	12.40%
Free market index (IPT)	6.83%	5.26%
Investment fund index (PIX)	-0.23%	0.59%
Bond index (BIO)	0.04%	0.36%

INDUSTRIAL SECTOR INDICES	Nominal return in October 2001	Nominal return in year 2001
Food and beverages	2.05%	18.64%
Pharmaceuticals	-2.01%	-3.66%
Chemicals	2.49%	11.09%
Oil and gas	4.06%	39.62%
Transport	6.32%	12.69%
Trade	4.01%	-1.05%





#### ISSUER

Ljubljana Stock Exchange Inc.  
Slovenska 56  
1000 Ljubljana

#### INFORMATIONS

E-mail:	info@ljse.si
Phone:	386 1 47-10-211 386 1 47-10-205
Contact persons:	Darko Torkar, Ksenija Zver

#### STATISTICS ON WEB:

[http://www.ljse.si/StrSlo/Trgovanj/Menu/tr\\_tec.htm](http://www.ljse.si/StrSlo/Trgovanj/Menu/tr_tec.htm)

The screenshot shows the website interface for Ljubljanska Borza. At the top, there is a banner for '10 let Ljubljanske borze'. Below it is a navigation menu with buttons for 'TRGOVANJE', 'O BORZI', 'BORSE INFORMACIJE', 'INVESTITORJI', 'ČLANI', and 'UDARJATELJI'. On the left side, there is a sidebar with contact information and a table of market data. The main content area displays a table of market data for 'Tretje srečanje finančnih inštitucij' and a news section with headlines like 'Pivovarna Laško, d.d., in Radenska, d.d., - sprostitve trgovanja' and 'Mesečno statistično poročilo za avgust 2003'.

Indeksi za trenutnik			
	Tretje srečanje	12.09.2003	17.08
Indeksi	Vrednota	Sprememba	Sprememba v %
SBIG	1.581,82	-1,20	-0,07
IPT	572,48	-2,99	-0,51
PIK	1.288,22	-0,42	-0,03

---

---

# INDEX

---

	Page
A) STOCK EXCHANGE INDICES	1
B) NUMBER OF ISSUERS, TRADED SECURITIES AND MEMBERS	4
C) TURNOVER	5
<b>C1) Monthly turnover by securities on official market</b>	5
<b>C2) Monthly turnover by securities on free market</b>	7
<b>C3) Most traded securities in last month</b>	12
<b>C4) Turnover by LJSE members</b>	13
<b>C5) Turnover in years 2000 and 2001</b>	14
D) MARKET CAPITALISATION	16
<b>D1) Market capitalisation of shares</b>	17
<b>D2) Market capitalisation of bonds</b>	20
<b>D3) Market capitalisation of authorised investment funds</b>	22
E) OTHER	23
<b>E1) Indicators (shares on official market)</b>	23
<b>E2) Record values</b>	24
<b>E3) New listed securities and changes in year 2001</b>	25
F) LIST OF SECURITIES	27
<b>F1) Official market</b>	27
<b>F2) Free market</b>	29

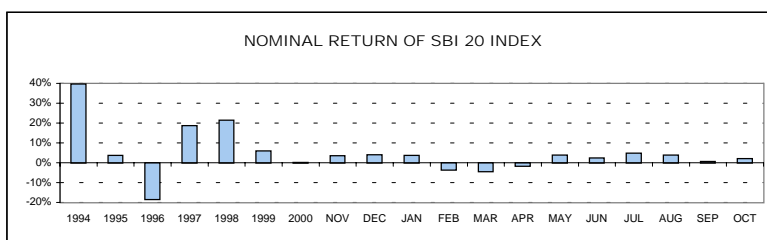
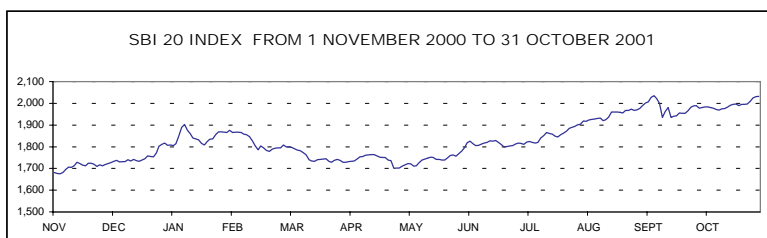
## A) STOCK EXCHANGE INDICES

### SBI 20 - SLOVENE STOCK EXCHANGE INDEX

Year	Max	Date	Min	Date	Close	Nominal return
1994	1,598.03	28 June 1994	1,131.23	21 Oct 1994	1,396.81	39.68%
1995	1,590.17	9 Nov 1995	1,016.99	13 July 1995	1,448.75	3.72%
1996	1,589.18	13 Mar 1996	891.93	10 Sept 1996	1,183.26	-18.33%
1997	1,655.36	10 Feb 1997	1,156.14	6 Jan 1997	1,404.70	18.71%
1998	2,026.47	10 Aug 1998	1,378.49	6 Jan 1998	1,705.77	21.43%
1999	1,981.87	19 Feb 1999	1,679.48	5 Jan 1999	1,806.26	5.89%
2000	1,903.66	24 Jan 2000	1,584.23	25 May 2000	1,807.94	0.09%

Year 2001	Max	Date	Min	Date	Close	Nominal return
January	1,903.03	9 Jan 2001	1,804.66	3 Jan 2001	1,875.35	3.73%
February	1,867.78	5 Feb 2001	1,777.96	21 Feb 2001	1,808.49	-3.57%
March	1,799.42	1 Mar 2001	1,728.02	29 Mar 2001	1,728.68	-4.41%
April	1,763.66	12 Apr 2001	1,700.24	25 Apr 2001	1,701.99	-1.54%
May	1,768.80	31 May 2001	1,710.52	3 May 2001	1,768.80	3.93%
June	1,828.19	19 June 2001	1,780.12	1 June 2001	1,812.54	2.47%
July	1,900.49	31 July 2001	1,810.85	4 July 2001	1,900.49	4.85%
August	1,975.59	31 Aug 2001	1,904.37	1 Aug 2001	1,975.59	3.95%
September	2,035.76	7 Sept 2001	1,934.38	17 Sept 2001	1,989.20	0.69%
October	2,032.38	30 Oct 2001	1,968.43	10 Oct 2001	2,032.38	2.17%

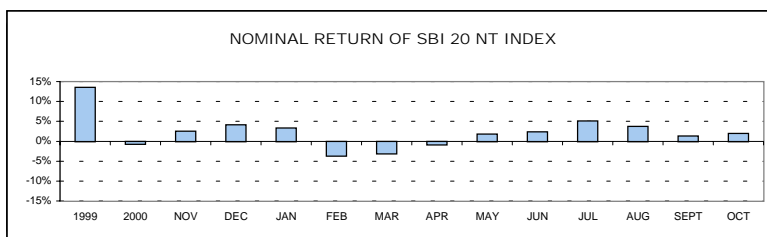
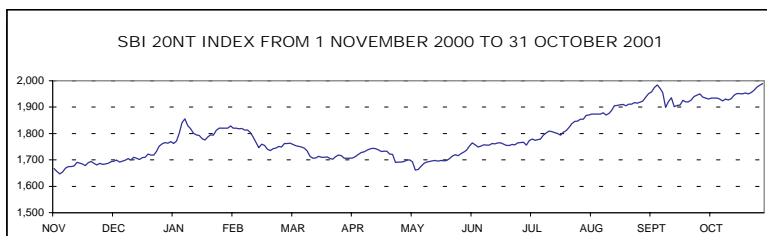


### SBI 20NT - NON-WEIGHTED SLOVENE STOCK EXCHANGE INDEX

Year	Max	Date	Min	Date	Close	Nominal return
1998	1,706.07	10 Aug 1998	1,437.30	30 June 1998	1,568.87	n.a.
1999	1,871.02	8 Sept 1999	1,548.95	5 Jan 1999	1,782.03	13.59%
2000	1,841.63	25 Jan 2000	1,585.48	25 May 2000	1,769.15	-0.72%

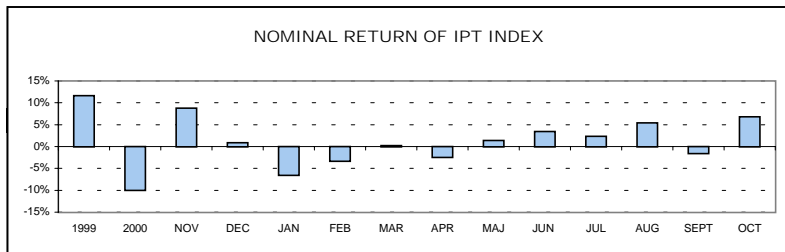
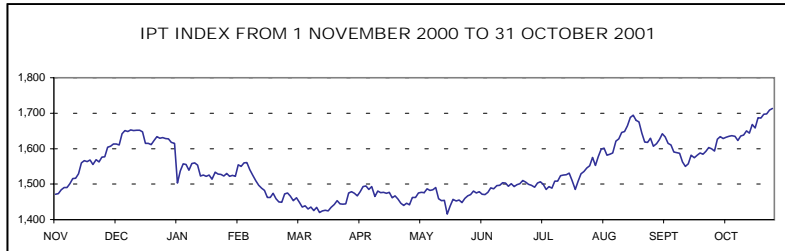
  

Year 2001	Max	Date	Min	Date	Close	Nominal return
January	1,855.67	9 Jan 2001	1,762.65	3 Jan 2001	1,828.76	3.37%
February	1,820.91	2 Feb 2001	1,735.82	21 Feb 2001	1,761.63	-3.67%
March	1,762.78	2 Mar 2001	1,702.94	23 Mar 2001	1,706.73	-3.12%
April	1,744.10	12 Apr 2001	1,690.62	25 Apr 2001	1,692.01	-0.86%
May	1,722.86	31 May 2001	1,661.96	9 May 2001	1,722.86	1.82%
June	1,764.67	19 Jun 2001	1,728.85	1 Jun 2001	1,764.28	2.40%
July	1,854.05	31 Jul 2001	1,756.63	4 Jul 2001	1,854.05	5.09%
August	1,923.69	31 Aug 2001	1,854.56	1 Aug 2001	1,923.69	3.76%
September	1,983.67	7 Sept 2001	1,899.69	12 Sept 2001	1,949.92	1.36%
October	1,988.54	30 Oct 2001	1,923.99	10 Oct 2001	1,988.54	1.98%



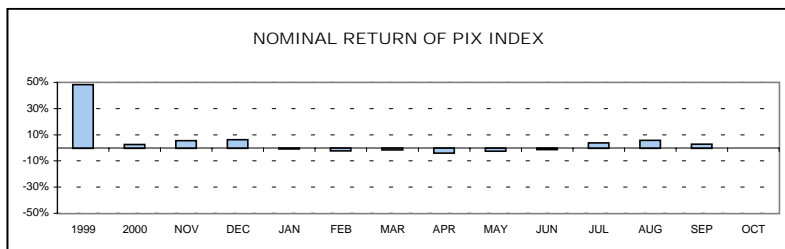
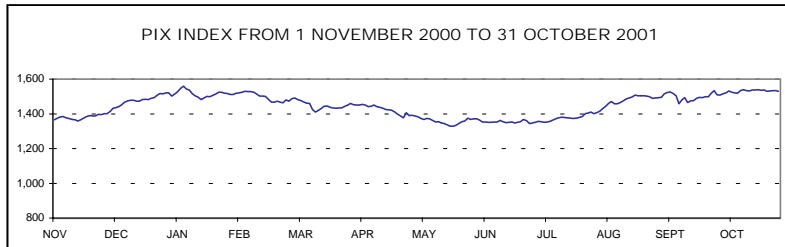
## IPT - FREE MARKET INDEX

Year	Max	Date	Min	Date	Close	Nominal return
<b>1998</b>	1,795.31	11 Aug 1998	1,318.83	1 July 1998	1,618.99	n.a.
<b>1999</b>	1,806.98	30 Dec 1999	1,504.61	3 Aug 1999	1,806.98	11.61%
<b>2000</b>	1,772.76	24 Jan 2000	1,469.64	26 Oct 2000	1,627.44	-9.94%
Year 2001	Max	Date	Min	Date	Close	Nominal return
<b>January</b>	1,617.62	3 Jan 2001	1,503.05	5 Jan 2001	1,521.54	-6.51%
<b>February</b>	1,560.85	9 Feb 2001	1,448.74	27 Feb 2001	1,471.89	-3.26%
<b>March</b>	1,475.02	30 Mar 2001	1,419.58	16 Mar 2001	1,475.02	0.21%
<b>April</b>	1,495.18	9 Apr 2001	1,439.40	30 Apr 2001	1,439.40	-2.41%
<b>May</b>	1,489.95	17 May 2001	1,415.06	23 May 2001	1,459.83	1.42%
<b>June</b>	1,510.56	29 Jun 2001	1,467.08	1 Jun 2001	1,510.56	3.48%
<b>July</b>	1,545.55	31 Jul 2001	1,484.67	25 Jul 2001	1,545.55	2.32%
<b>August</b>	1,694.56	23 Aug 2001	1,551.37	1 Aug 2001	1,629.10	5.41%
<b>September</b>	1,641.75	6 Sept 2001	1,550.31	18 Sept 2001	1,603.50	-1.57%
<b>October</b>	1,713.06	30 Oct 2001	1,593.24	2 Oct 2001	1,713.06	6.83%



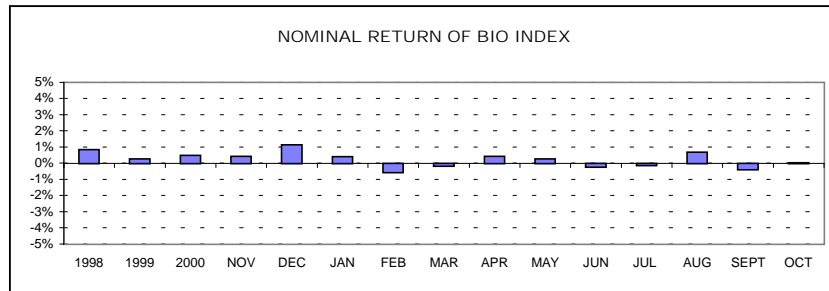
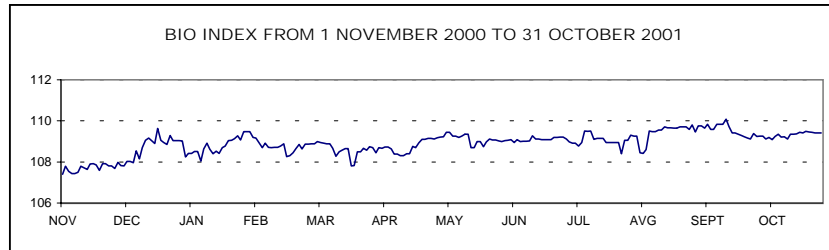
## PIX - AUTHORISED INVESTMENT FUNDS INDEX

Year	Max	Date	Min	Date	Close	Nominal return
<b>1999</b>	1,633.77	8 Sep 1999	965.15	5 Jan 1999	1,483.50	48.35%
<b>2000</b>	1,572.13	17 Jan 2000	1,097.07	25 May 2000	1,520.79	2.51%
Year 2001	Max	Date	Min	Date	Close	Nominal return
<b>January</b>	1,558.97	9 Jan 2001	1,481.25	17 Jan 2001	1,510.93	-0.65%
<b>February</b>	1,530.33	7 Feb 2001	1,464.09	27 Feb 2001	1,480.21	-2.03%
<b>March</b>	1,491.96	5 Mar 2001	1,409.85	14 Mar 2001	1,460.81	-1.31%
<b>April</b>	1,454.27	5 Apr 2001	1,376.17	26 Apr 2001	1,407.07	-3.68%
<b>May</b>	1,392.45	4 May 2001	1,328.44	23 May 2001	1,374.36	-2.32%
<b>June</b>	1,371.97	5 Jun 2001	1,347.63	22 Jun 2001	1,360.04	-1.04%
<b>July</b>	1,410.03	31 Jul 2001	1,343.82	2 Jul 2001	1,410.03	3.68%
<b>August</b>	1,507.87	22 Aug 2001	1,400.80	1 Aug 2001	1,491.48	5.78%
<b>September</b>	1,533.24	28 Sept 2001	1,457.27	12 Sept 2001	1,533.24	2.80%
<b>October</b>	1,539.83	19 Oct 2001	1,508.05	2 Oct 2001	1,529.75	-0.23%



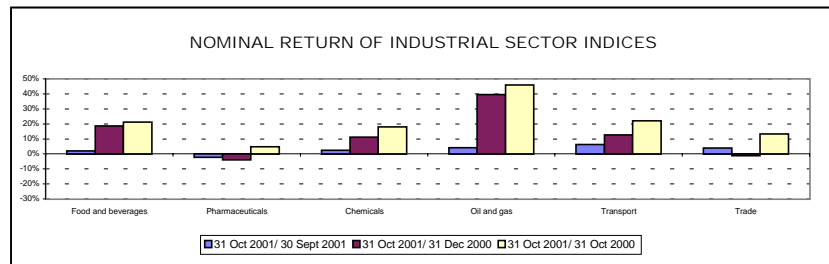
## BIO - STOCK EXCHANGE BOND INDEX

Year	Max	Date	Min	Date	Close	Nominal return
1995	113.52	14 Dec 1995	100.46	5 July 1995	111.68	11.68%
1996	111.96	8 Jan 1996	106.61	28 June 1996	107.89	-3.39%
1997	110.97	8 Apr 1997	104.90	29 Jan 1997	107.31	-0.54%
1998	108.22	30 Dec 1998	101.68	25 May 1998	108.22	0.85%
1999	110.52	4 Feb 1999	104.53	16 Aug 1999	108.50	0.26%
2000	109.63	15 Dec 2000	103.96	9 June 2000	109.03	0.49%
Year 2001	Max	Date	Min	Date	Close	Nominal return
January	109.48	30 Jan 2001	108.04	10 Jan 2001	109.48	0.41%
February	109.47	1 Feb 2001	108.26	20 Feb 2001	108.87	-0.56%
March	109.00	6 Mar 2001	107.81	21 Mar 2001	108.69	-0.17%
April	109.15	26 Apr 2001	108.30	13 Apr 2001	109.15	0.42%
May	109.45	10 May 2001	108.70	22 May 2001	109.45	0.27%
June	109.28	18 June 2001	108.94	8 June 2001	109.20	-0.23%
July	109.51	16 July 2001	108.40	30 July 2001	109.06	-0.13%
August	109.81	31 Aug 2001	108.42	8 Aug 2001	109.81	0.69%
September	110.08	17 Sept 2001	109.11	27 Sept 2001	109.38	-0.39%
October	109.49	23 Oct 2001	109.09	8 Oct 2001	109.42	0.04%



## INDUSTRIAL SECTOR INDICES

SECTOR	Value as of 31 Oct 2001	Nominal return		
		31 Oct 2001/ 30 Sept 2001	31 Oct 2001/ 31 Dec 2000	31 Oct 2001/ 31 Oct 2000
Food and beverages	1,945.96	2.05%	18.64%	21.27%
Pharmaceuticals	1,964.78	-2.01%	-3.66%	4.67%
Chemicals	1,855.26	2.49%	11.09%	17.95%
Oil and gas	2,545.82	4.06%	39.62%	45.88%
Transport	1,878.39	6.32%	12.69%	22.03%
Trade	1,748.16	4.01%	-1.05%	13.35%



B) NUMBER OF ISSUERS, TRADED SECURITIES AND MEMBERS

	31 Dec 1999	30 Sept 2000	31 Dec 2000	30 Sept 2001	31 Oct 2001
<b>NUMBER OF ISSUERS</b>	<b>210</b>	<b>227</b>	<b>225</b>	<b>230</b>	<b>230</b>
<b>Official market</b>	<b>49</b>	<b>57</b>	<b>58</b>	<b>60</b>	<b>59</b>
Shares	28	36	38	40	39
Bonds	21	21	20	20	20
<b>Free market</b>	<b>161</b>	<b>170</b>	<b>167</b>	<b>170</b>	<b>171</b>
Shares	102	112	111	115	117
Bonds	12	11	11	12	12
Investment funds	46	46	44	42	41
Pension coupons	1	1	1	1	1
	31 Dec 1999	30 Sept 2000	31 Dec 2000	30 Sept 2001	31 Oct 2001
<b>NUMBER OF SECURITIES</b>	<b>237</b>	<b>266</b>	<b>267</b>	<b>275</b>	<b>276</b>
<b>Official market</b>	<b>74</b>	<b>92</b>	<b>94</b>	<b>100</b>	<b>100</b>
Shares	30	38	40	42	41
Bonds	44	54	54	58	59
<b>Free market</b>	<b>163</b>	<b>174</b>	<b>173</b>	<b>175</b>	<b>176</b>
Shares	104	114	114	119	121
Bonds	12	13	14	15	15
Investment funds	46	46	44	40	39
Pension coupons	1	1	1	1	1
<b>Short term securities</b>	<b>15</b>	<b>7</b>	<b>8</b>	<b>10</b>	<b>10</b>
<b>Privatisation shares</b>	<b>161</b>	<b>177</b>	<b>176</b>	<b>174</b>	<b>172</b>
Official market	24	31	33	35	34
Free market - shares	91	100	99	99	99
Free market - investment funds	46	46	44	40	39
	31 Dec 1999	30 Sept 2000	31 Dec 2000	30 Sept 2001	31 Oct 2001
<b>NUMBER OF MEMBERS</b>	<b>35</b>	<b>34</b>	<b>34</b>	<b>32</b>	<b>32</b>

## C) TURNOVER

### C1) TURNOVER BY SECURITIES ON OFFICIAL MARKET IN OCTOBER 2001

#### 1. Shares

Issue	Total (in SIT)	Total (in EUR)	Block trades (in SIT)	Cross trades (in SIT)	Share in total turnover on official market	Share in turnover of shares	Volume in pieces	Number of bargains
<b>Total shares</b>	<b>19,421,602,287</b>	<b>88,339,529</b>	<b>10,252,370,555</b>	<b>4,098,889,609</b>	<b>86.07%</b>	<b>100.00%</b>	<b>1,756,843</b>	<b>9,698</b>
<b>Common shares</b>	<b>19,044,599,361</b>	<b>86,625,356</b>	<b>9,894,246,542</b>	<b>4,097,022,629</b>	<b>84.40%</b>	<b>98.06%</b>	<b>1,752,513</b>	<b>9,659</b>
1 PIVOVARNA UNION	8,639,124,268	39,299,358	5,312,019,505	2,321,428,511	38.29%	44.48%	143,364	1,952
2 PIVOVARNA LAŠKO	1,713,163,274	7,790,275	706,849,100	166,043,170	7.59%	8.82%	323,182	920
3 PETROL	1,274,578,116	5,797,306	937,628,995	52,340,389	5.65%	6.56%	57,207	823
4 MERCATOR	1,122,080,768	5,102,327	547,876,000	173,499,830	4.97%	5.78%	70,075	810
5 KRKA	977,090,262	4,443,436	242,822,595	194,456,859	4.33%	5.03%	37,365	991
6 LEK	777,525,357	3,536,820	320,292,200	101,046,831	3.45%	4.00%	18,547	563
7 INTEREUROPA	680,962,428	3,098,071	426,055,000	44,275,301	3.02%	3.51%	212,027	297
8 ISTRABENZ	596,666,105	2,715,200	485,318,934	16,894,536	2.64%	3.07%	131,270	330
9 BLAGOV.TRGOVINSKI CENTER BTC	372,831,163	1,695,948	88,456,500	179,510,694	1.65%	1.92%	22,592	199
10 DROGA PORTOROŽ	360,798,823	1,641,112	213,139,573	120,096,887	1.60%	1.86%	9,180	62
11 KOLINSKA	332,035,256	1,509,998	158,733,450	81,779,582	1.47%	1.71%	107,722	198
12 EMONA OBALA KOPER	329,694,996	1,499,188	145,365,750	34,539,429	1.46%	1.70%	136,644	201
13 GORENJE	289,307,606	1,315,951	60,000,000	34,718,181	1.28%	1.49%	144,461	415
14 LUKA KOPER	254,013,395	1,155,070	60,363,660	28,939,078	1.13%	1.31%	82,936	270
15 SAVA	232,547,215	1,057,774	39,675,000	79,173,844	1.03%	1.20%	13,558	418
16 ETOL	225,382,240	1,025,346	0	206,867,499	1.00%	1.16%	9,226	70
17 ŽITO	198,080,037	900,792	32,289,680	117,163,983	0.88%	1.02%	12,429	258
18 BANKA KOPER	149,693,316	680,697	0	16,288,165	0.66%	0.77%	1,759	109
19 ZDRAVILIŠČE MORAVSKE TOPLICE	125,337,773	569,773	117,360,600	3,770,146	0.56%	0.65%	118,302	35
20 DELO PRODAJA	69,100,154	314,541	0	44,122,003	0.31%	0.36%	10,815	60
21 MERKUR	55,360,400	251,745	0	8,410,354	0.25%	0.29%	4,005	103
22 KOMPAS MTS	45,395,827	206,509	0	22,489,274	0.20%	0.23%	33,344	46
23 TERME ČATEŽ	43,309,398	196,960	0	18,521,960	0.19%	0.22%	2,705	48
24 ŽIVILA KRANJ	42,435,737	193,026	0	3,326,860	0.19%	0.22%	4,113	124
25 SALUS	33,364,075	151,790	0	3,338,202	0.15%	0.17%	842	30
26 COMET	22,569,808	102,617	0	7,349,160	0.10%	0.12%	11,510	28
27 DELO	21,433,161	97,520	0	1,517,524	0.09%	0.11%	1,532	39
28 AERODROM	20,964,633	95,370	0	88,536	0.09%	0.11%	6,867	62
29 RADENSKA	11,867,148	53,968	0	2,460,997	0.05%	0.06%	13,181	85
30 TEHNOUNION	10,760,274	48,932	0	5,989,324	0.05%	0.06%	805	29
31 GEODETSKI ZAVOD SLOVENIJE	10,042,858	45,695	0	2,773,502	0.04%	0.05%	8,023	38
32 DOL.BANKA	3,648,000	16,610	0	2,964,000	0.02%	0.02%	160	2
33 MLINOTEST	2,674,212	12,166	0	448,400	0.01%	0.01%	1,890	9
34 GRADB.PODJETJE GROSUPLJE	326,700	1,487	0	187,500	0.00%	0.00%	72	8
35 KOLONIALE VELETRGOVINA	238,392	1,085	0	169,092	0.00%	0.00%	172	2
36 KOVINOTEHNA	190,135	865	0	26,975	0.00%	0.00%	611	23
37 NIKA	6,051	28	0	6,051	0.00%	0.00%	20	2
38 SKB BANKA	0	0	0	0	0.00%	0.00%	0	0
<b>Preferred shares</b>	<b>377,002,926</b>	<b>1,714,173</b>	<b>358,124,013</b>	<b>1,866,980</b>	<b>1.67%</b>	<b>1.94%</b>	<b>4,330</b>	<b>39</b>
1 VIPA BANKA	358,817,013	1,631,495	358,124,013	693,000	1.59%	1.85%	3,703	3
2 LEK	17,256,933	78,456	0	1,025,000	0.08%	0.09%	427	30
3 PROBANKA	921,000	4,186	0	141,000	0.00%	0.00%	180	5
4 KOVINOTEHNA	7,980	36	0	7,980	0.00%	0.00%	20	1



## 2. Bonds

	Issue	Total (in SIT)	Total (in EUR)	Block trades (in SIT)	Cross trades (in SIT)	Share in total turnover on official market	Share in turnover of bonds	Volume in pieces	Number of bargains
	<b>Total bonds</b>	<b>3,142,772,867</b>	<b>14,292,286</b>	<b>2,453,607,680</b>	<b>350,173,490</b>	<b>13.93%</b>	<b>100.00%</b>	<b>148,013</b>	<b>342</b>
1	REPUBLIKA SLOVENIJA 26 <sup>th</sup> issue	1,336,789,716	6,078,065	1,256,922,560	5,607,221	5.92%	42.54%	61,419	26
2	SLOVENSKA RAZVOJNA DRUŽBA	483,202,231	2,198,290	449,536,400	19,769,912	2.14%	15.38%	4,310	19
3	ABANKA 5 <sup>th</sup> issue	236,254,087	1,074,688	185,615,957	41,746,359	1.05%	7.52%	10,615	9
4	REPUBLIKA SLOVENIJA 24 <sup>th</sup> issue	206,248,150	937,883	135,405,000	6,188,800	0.91%	6.56%	20,570	17
5	NOVA KBM 2 <sup>nd</sup> issue	192,376,796	874,500	192,376,796	0	0.85%	6.12%	1,749	2
6	REPUBLIKA SLOVENIJA 16 <sup>th</sup> issue	100,202,000	455,569	100,000,000	0	0.44%	3.19%	10,020	3
7	REPUBLIKA SLOVENIJA 20 <sup>th</sup> issue	91,044,820	413,965	50,125,000	5,864,700	0.40%	2.90%	9,085	23
8	REPUBLIKA SLOVENIJA 10 <sup>th</sup> issue	62,961,889	286,519	34,634,428	1,084,680	0.28%	2.00%	7,354	17
9	ABANKA 4 <sup>th</sup> issue	61,740,199	281,008	48,991,539	879,066	0.27%	1.96%	2,810	10
10	BTC HIPOTEKARNE OBVEZNICE	58,932,596	268,283	0	51,819,224	0.26%	1.88%	5,165	27
11	REPUBLIKA SLOVENIJA 4 <sup>th</sup> issue	57,948,574	263,562	0	33,901,630	0.26%	1.84%	482	41
12	LB SB VELENJE 1 <sup>st</sup> issue	28,807,500	130,996	0	28,807,500	0.13%	0.92%	2,875	1
13	SKB OBVEZNICE 3 <sup>rd</sup> issue	28,328,741	128,869	0	5,805,805	0.13%	0.90%	629	10
14	REPUBLIKA SLOVENIJA 13 <sup>th</sup> issue	27,367,043	124,437	0	12,853,067	0.12%	0.87%	245	17
15	REPUBLIKA SLOVENIJA 25 <sup>th</sup> issue	24,480,377	111,308	0	24,480,377	0.11%	0.78%	2,449	19
16	REPUBLIKA SLOVENIJA 23 <sup>rd</sup> issue	15,436,210	70,205	0	13,423,320	0.07%	0.49%	684	3
17	REPUBLIKA SLOVENIJA 22 <sup>nd</sup> issue	14,926,170	67,906	0	14,926,170	0.07%	0.47%	1,500	2
18	NLB TOLARSKE	11,659,895	53,040	0	1,866,551	0.05%	0.37%	81	8
19	PROBANKA 2 <sup>nd</sup> issue	10,178,902	46,278	0	10,178,902	0.05%	0.32%	899	6
20	NFD INVESTICIJSKO SVETOVANJE	9,527,902	43,298	0	1,167,719	0.04%	0.30%	57	4
21	BANKA VIPA 3 <sup>rd</sup> issue	9,206,636	41,862	0	8,503,640	0.04%	0.29%	262	3
22	REPUBLIKA SLOVENIJA 18 <sup>th</sup> issue	8,516,702	38,723	0	8,449,027	0.04%	0.27%	379	6
23	STANOVANJSKI SKLAD RS 1 <sup>st</sup> issue	8,179,153	37,189	0	8,179,153	0.04%	0.26%	1,067	4
24	SL ZADR. KMET. BANKA	7,299,412	33,214	0	7,299,412	0.03%	0.23%	190	4
25	ABANKA 3 <sup>rd</sup> issue	6,837,010	31,107	0	1,423,126	0.03%	0.22%	321	8
26	HOTELI BERNARDIN	6,540,872	29,744	0	5,966,819	0.03%	0.21%	57	7
27	ABANKA 1 <sup>st</sup> issue	5,588,910	25,408	0	5,530,966	0.02%	0.18%	96	5
28	BANKA VIPA 4 <sup>th</sup> issue	4,976,454	22,625	0	3,289,264	0.02%	0.16%	118	4
29	PROBANKA 1 <sup>st</sup> issue	4,960,066	22,540	0	0	0.02%	0.16%	1,680	3
30	REPUBLIKA SLOVENIJA 15 <sup>th</sup> issue, I series	4,363,120	19,847	0	3,999,568	0.02%	0.14%	24	5
31	NLB 2 <sup>nd</sup> issue, B series	4,026,875	18,315	0	4,026,875	0.02%	0.13%	37	1
32	REPUBLIKA SLOVENIJA 19 <sup>th</sup> issue	3,551,400	16,145	0	3,051,400	0.02%	0.11%	355	4
33	FACTOR BANKA 1 <sup>st</sup> issue	3,245,361	14,756	0	3,245,361	0.01%	0.10%	135	4
34	REPUBLIKA SLOVENIJA 15 <sup>th</sup> issue, E series	1,925,355	8,757	0	1,750,719	0.01%	0.06%	11	5
35	KREKOVA BANKA 2 <sup>nd</sup> issue	1,123,486	5,113	0	1,123,486	0.00%	0.04%	20	1
36	SL. ZADR. KMET. BANKA 3 <sup>rd</sup> issue	1,121,284	5,099	0	1,121,284	0.00%	0.04%	110	1
37	REPUBLIKA SLOVENIJA 12 <sup>th</sup> issue	1,101,508	5,008	0	1,101,508	0.00%	0.04%	106	5
38	NLB DEVIZNE	569,832	2,590	0	569,832	0.00%	0.02%	5	1
39	BANKA VIPA 5 <sup>th</sup> issue	269,150	1,225	0	269,150	0.00%	0.01%	7	1
40	BANKA VIPA 2 <sup>nd</sup> issue	253,362	1,152	0	253,362	0.00%	0.01%	10	1
41	NLB 2 <sup>nd</sup> issue, A series	230,846	1,050	0	230,846	0.00%	0.01%	2	2
42	STANOVANJSKI SKLAD 2 <sup>nd</sup> issue	210,897	959	0	210,897	0.00%	0.01%	2	1
43	REPUBLIKA SLOVENIJA 14 <sup>th</sup> issue	206,792	941	0	206,792	0.00%	0.01%	20	1
44	BANKA ZASAVJE OBVEZNICE 2 <sup>nd</sup> issue	54,586	248	0	0	0.00%	0.00%	1	1
45	BANKA CELJE 3 <sup>rd</sup> issue	0	0	0	0	0.00%	0.00%	0	0
46	BANKA CELJE 4 <sup>th</sup> issue	0	0	0	0	0.00%	0.00%	0	0
47	BANKA VIPA 6 <sup>th</sup> issue	0	0	0	0	0.00%	0.00%	0	0
48	BANKA VIPA 7 <sup>th</sup> issue	0	0	0	0	0.00%	0.00%	0	0
49	DOLENJSKA BANKA DEVIZNE	0	0	0	0	0.00%	0.00%	0	0
50	DOLENJSKA BANKA TOLARSKE	0	0	0	0	0.00%	0.00%	0	0
51	FACTOR BANKA 3 <sup>rd</sup> issue	0	0	0	0	0.00%	0.00%	0	0
52	NLB 3 <sup>rd</sup> issue	0	0	0	0	0.00%	0.00%	0	0
53	NOVA KBM 1 <sup>st</sup> issue	0	0	0	0	0.00%	0.00%	0	0
54	REPUBLIKA SLOVENIJA 15 <sup>th</sup> issue, H series	0	0	0	0	0.00%	0.00%	0	0
56	REPUBLIKA SLOVENIJA 17 <sup>th</sup> issue	0	0	0	0	0.00%	0.00%	0	0
57	REPUBLIKA SLOVENIJA 8 <sup>th</sup> issue	0	0	0	0	0.00%	0.00%	0	0
58	RS08 TAX FREE BOND	0	0	0	0	0.00%	0.00%	0	0
59	SKB OBVEZNICE 4 <sup>th</sup> issue, A series	0	0	0	0	0.00%	0.00%	0	0
60	SKB OBVEZNICE 4 <sup>th</sup> issue, B series	0	0	0	0	0.00%	0.00%	0	0
	<b>Total official market</b>	<b>22,564,375,154</b>	<b>102,631,815</b>	<b>12,705,978,235</b>	<b>4,449,063,099</b>	<b>100.00%</b>	<b>-</b>	<b>1,904,856</b>	<b>10,404</b>

## C2) TURNOVER BY SECURITIES ON FREE MARKET IN OCTOBER 2001

## 1. Shares (1)

Issue	Total (in SIT)	Total (in EUR)	Block trades (in SIT)	Cross trades (in SIT)	Share in total turnover on free market	Share in turnover of shares	Volume in pieces	Number of bargains
Shares	3,043,650,066	13,843,171	990,578,453	1,064,357,103	36.53%	100.00%	2,185,245	3,138
Common shares	3,020,834,404	13,739,412	990,578,453	1,060,639,365	36.25%	99.25%	2,179,868	2,935
1 BELINKA HOLDING	292,625,299	1,330,958	0	48,001,327	3.51%	9.61%	112,125	91
2 CINKARNA	266,573,664	1,167,039	100,077,120	77,392,337	3.08%	8.43%	21,523	168
3 VALKARTON	243,696,676	1,108,072	188,449,845	3,448,437	2.92%	8.01%	59,995	28
4 KMETIJSKI KOMBINAT PTUJ	184,499,662	839,682	0	179,878,663	2.21%	6.06%	265,591	122
5 NAMA	151,064,917	687,352	145,373,338	4,064,649	1.81%	4.96%	83,066	17
6 JATA-MESO	134,475,016	611,955	0	119,804,274	1.61%	4.42%	6,198	65
7 INTERTRADE ITS	130,629,695	593,592	126,934,050	1,125,400	1.57%	4.29%	118,066	39
8 POM-INVEST	128,642,006	584,676	97,768,050	25,217,013	1.54%	4.23%	277,001	76
9 KS1 - NALOŽBE	121,458,672	552,336	0	117,855,880	1.46%	3.99%	390,831	81
10 JUTEKS	120,692,209	549,049	64,000,000	52,121,929	1.45%	3.97%	29,677	20
11 DOM SMREKA	120,209,120	546,397	107,509,050	0	1.44%	3.95%	218,588	5
12 DANA	119,246,328	542,868	0	117,634,464	1.43%	3.92%	66,368	30
13 AVTO CELJE	112,382,061	510,900	67,152,000	17,013,499	1.35%	3.69%	58,201	22
14 PINUS RAČE	108,988,259	495,360	58,815,000	31,414,360	1.31%	3.58%	7,492	56
15 MARINA PORTOROŽ	91,444,473	416,060	0	13,207,000	1.10%	3.00%	6,618	38
16 HOTELI PALACE	89,459,734	407,113	0	11,055,393	1.07%	2.94%	44,080	281
17 TOSAMA	64,357,856	292,631	0	19,702,926	0.77%	2.11%	9,715	90
18 KOMPAS HOTELI KG	63,927,202	290,638	0	26,864,595	0.77%	2.10%	9,628	39
19 EMONA KRMIŁA	61,326,309	279,103	0	55,703,309	0.74%	2.01%	2,042	10
20 HELIOS	56,515,543	257,005	0	15,070,578	0.68%	1.86%	1,463	55
21 MEDALJON	45,227,009	205,667	0	10,861,336	0.54%	1.49%	34,596	67
22 KMEČKA DRUŽBA HOLDING	39,032,706	177,544	0	14,495,123	0.47%	1.28%	4,922	410
23 CM CELJE	38,861,493	176,839	34,500,000	4,361,493	0.47%	1.28%	1,823	10
24 AVTOPREVOZNIŠTVO IN SERVISI	23,656,589	107,600	0	4,960,349	0.28%	0.78%	97,781	12
25 KOŠAKI TMI MARIBOR	15,915,000	72,371	0	15,377,500	0.19%	0.52%	1,317	8
26 LIP BLEĐ	15,705,981	71,433	0	7,140,125	0.19%	0.52%	23,370	48
27 KEMA PUCONCI	14,744,348	67,034	0	320,200	0.18%	0.48%	3,909	10
28 DZS	12,198,002	55,485	0	4,362,360	0.15%	0.40%	4,037	38
29 MERCATA HOLDING	10,829,856	49,237	0	169,722	0.13%	0.36%	37,981	118
30 MITOL	10,322,360	46,969	0	3,970,160	0.12%	0.34%	4,746	12
31 FRUCTAL	9,867,889	44,889	0	2,268,107	0.12%	0.32%	7,030	47
32 AKTIVA AVANT	9,263,576	42,137	0	4,310,382	0.11%	0.30%	24,667	105
33 GORENJSKI TISK	9,223,840	41,960	0	7,454,794	0.11%	0.30%	4,479	23
34 RTC KRVAVEC	8,543,289	38,848	0	7,493,812	0.10%	0.28%	6,672	6
35 GRAND HOTEL UNION	8,466,224	38,511	0	2,002,416	0.10%	0.28%	4,887	31
36 GEA TOVARNA OLJA	7,559,133	34,367	0	2,817,800	0.09%	0.25%	5,253	19
37 LIV POSTOJNA	6,120,042	27,847	0	661,400	0.07%	0.20%	642	15
38 MERCATA 1 HOLDING	6,091,117	27,702	0	83,576	0.07%	0.20%	22,356	87
39 SATURNUS EMBALAŽA	5,724,195	26,029	0	1,201,695	0.07%	0.19%	769	9
40 EGOLES ŠKOFJA LOKA	4,934,383	22,452	0	3,280,309	0.06%	0.16%	5,192	19
41 SLOVENIJALES	4,877,638	22,184	0	2,007,904	0.06%	0.16%	785	25
42 GOZDNO GOSPODARSTVO BLEĐ	4,814,433	21,900	0	2,686,183	0.06%	0.16%	5,292	13
43 CETIS	3,731,488	16,978	0	2,035,251	0.04%	0.12%	266	27
44 MESNA INDUSTRIJA PRIMORSKE	3,696,521	16,816	0	2,581,833	0.04%	0.12%	4,158	14
45 ZDRAVILIŠČE ROGAŠKA	3,531,202	16,062	0	0	0.04%	0.12%	18,836	19
46 INTES	3,073,127	13,981	0	78,400	0.04%	0.10%	3,890	28
47 ŽELEZARNA RAVNE - MONTER DRAVOGRAD	2,980,560	13,549	0	0	0.04%	0.10%	2,829	18
48 PULSAR HOLDING	2,874,819	13,066	0	2,124,550	0.03%	0.09%	7,950	12
49 PLAMA - PUR	2,849,110	12,967	0	0	0.03%	0.09%	1,814	6
50 LIZ INŽENIRING	2,662,467	12,108	0	2,438,270	0.03%	0.09%	2,429	22
51 NIKO ŽELEZNIKI	2,624,100	11,938	0	2,605,200	0.03%	0.09%	157	2
52 CERTIUS HOLDING	2,321,239	10,556	0	129,533	0.03%	0.08%	6,088	26
53 AGROKOMBINAT MARIBOR	2,087,815	9,498	0	744,514	0.03%	0.07%	4,675	22
54 TEKSTINA	1,898,619	8,636	0	1,502,356	0.02%	0.06%	4,508	9
55 AVANT HOLDING	1,887,558	8,585	0	317,668	0.02%	0.06%	3,614	17
56 JAVOR PIVKA	1,693,586	7,703	0	240,996	0.02%	0.06%	2,666	10
57 JATA-REJA	1,683,761	7,660	0	0	0.02%	0.06%	171	10
58 MELAMIN	1,528,396	6,951	0	367,346	0.02%	0.05%	1,010	6
59 MURALES	1,472,727	6,699	0	351,480	0.02%	0.05%	1,953	7
60 KD GROUP, finančna družba	1,410,610	6,414	0	1,050,610	0.02%	0.05%	130	5
61 HIDROTEHNIK	1,402,292	6,378	0	881,392	0.02%	0.05%	1,969	6
62 COLOR	1,173,660	5,338	0	332,618	0.01%	0.04%	717	38
63 UPIMO GROUP	1,118,580	5,085	0	525,609	0.01%	0.04%	3,620	2
64 KLASJE	923,876	4,200	0	357,136	0.01%	0.03%	1,721	6
65 CAPITA	732,000	3,328	0	171,000	0.01%	0.02%	1,305	6
66 INLES RIBNICA	655,162	2,981	0	114,300	0.01%	0.02%	1,058	15
67 TUS KO-SI	633,100	2,879	0	633,100	0.01%	0.02%	487	2
68 INTEGRAL JESENICE	545,463	2,483	0	190,030	0.01%	0.02%	868	3
69 LESNINA EMMI	531,900	2,420	0	0	0.01%	0.02%	985	2
70 GOZDNO GOSPODARSTVO POSTOJNA	493,800	2,244	0	134,000	0.01%	0.02%	505	4

## 1. Shares (2)

Issue	Total (in SIT)	Total (in EUR)	Block trades (in SIT)	Cross trades (in SIT)	Share in total turnover on free market	Share in turnover of shares	Volume in pieces	Number of bargains
71 VELETRGOVINA POTROŠNIK	492,787	2,240	0	10,900	0.01%	0.02%	486	24
72 SVILA	463,559	2,110	0	302,474	0.01%	0.02%	5,161	7
73 PPC GORENJSKI SEJEM	444,928	2,024	0	31,226	0.01%	0.01%	332	32
74 UNITAS	389,492	1,773	0	242,792	0.00%	0.01%	199	3
75 ZLATOROG	379,800	1,727	0	1,350	0.00%	0.01%	262	5
76 SVILANIT	283,500	1,290	0	16,600	0.00%	0.01%	334	3
77 IMP ČRPALKE	268,450	1,221	0	18,863	0.00%	0.01%	787	23
78 TUB SWATY	246,775	1,122	0	84,056	0.00%	0.01%	36	3
79 ALPETOUR POTOVALNA AGENCIJA	236,988	1,078	0	236,988	0.00%	0.01%	182	2
80 NOVOLIT	198,900	904	0	198,900	0.00%	0.01%	117	1
81 STC CELJE	182,618	831	0	24,008	0.00%	0.01%	51	3
82 SAVINJA MOZIRJE	155,269	706	0	154,496	0.00%	0.01%	137	3
83 MLAJ	126,800	576	0	123,200	0.00%	0.00%	157	3
84 TOPLICE DOBRNA	123,999	564	0	121,099	0.00%	0.00%	111	2
85 TOVARNA SLADKORJA ORMOŽ	122,410	557	0	122,410	0.00%	0.00%	102	2
86 CREINA	82,504	375	0	46,203	0.00%	0.00%	25	2
87 KMEČKA DZU	80,000	364	0	80,000	0.00%	0.00%	2	1
88 OLJARICA	52,200	237	0	0	0.00%	0.00%	6	1
89 JELEN	45,135	205	0	45,135	0.00%	0.00%	177	1
90 MK TISKARNA	38,254	174	0	0	0.00%	0.00%	45	2
91 VOC CELJE	8,694	40	0	8,694	0.00%	0.00%	6	3
92 DRAVINJSKI DOM	0	0	0	0	0.00%	0.00%	0	0
93 GRADIS GP	0	0	0	0	0.00%	0.00%	0	0
94 SATURNUS AVTOOPREMA	0	0	0	0	0.00%	0.00%	0	0
95 HIPOTEKARNA BANKA	0	0	0	0	0.00%	0.00%	0	0
96 POTROŠNIK	0	0	0	0	0.00%	0.00%	0	0
97 GEA COLLEGE	0	0	0	0	0.00%	0.00%	0	0
98 JADRAN	0	0	0	0	0.00%	0.00%	0	0
99 GRAD PRESTRANEK	0	0	0	0	0.00%	0.00%	0	0
100 KOVINTRADE	0	0	0	0	0.00%	0.00%	0	0
101 RUDIS	0	0	0	0	0.00%	0.00%	0	0
102 BOHOR	0	0	0	0	0.00%	0.00%	0	0
103 DADAS	0	0	0	0	0.00%	0.00%	0	0
104 CEMENTARNA TRBOVLJE	0	0	0	0	0.00%	0.00%	0	0
105 ELMO	0	0	0	0	0.00%	0.00%	0	0
106 INTERTRADE ITA	0	0	0	0	0.00%	0.00%	0	0
107 ZASAVSKI RAČUNSKI CENTER	0	0	0	0	0.00%	0.00%	0	0
108 GRADIS SPO	0	0	0	0	0.00%	0.00%	0	0
109 INTARA	0	0	0	0	0.00%	0.00%	0	0
110 RAZVOJNA DRUŽBA	0	0	0	0	0.00%	0.00%	0	0
111 TOTRA PLASTIKA	0	0	0	0	0.00%	0.00%	0	0
112 SIJAJ HRASTNIK	0	0	0	0	0.00%	0.00%	0	0
113 MEDVEŠEK PUŠNIK	0	0	0	0	0.00%	0.00%	0	0
114 KRUH-PECIVO	0	0	0	0	0.00%	0.00%	0	0
115 ALPDOM	0	0	0	0	0.00%	0.00%	0	0
116 GORIŠKE OPEKARNE	0	0	0	0	0.00%	0.00%	0	0
<b>Preferred shares</b>	<b>22,815,662</b>	<b>103,759</b>	<b>0</b>	<b>3,717,738</b>	<b>0.27%</b>	<b>0.75%</b>	<b>5,377</b>	<b>203</b>
1 KMEČKA DRUŽBA HOLDING	21,821,662	99,237	0	3,717,738	0.26%	0.72%	3,849	199
2 ZDRAVILIŠČE ROGAŠKA	994,000	4,522	0	0	0.01%	0.03%	1,528	4
3 HIPOTEKARNA BANKA	0	0	0	0	0.00%	0.00%	0	0
4 PRIMOFIN	0	0	0	0	0.00%	0.00%	0	0

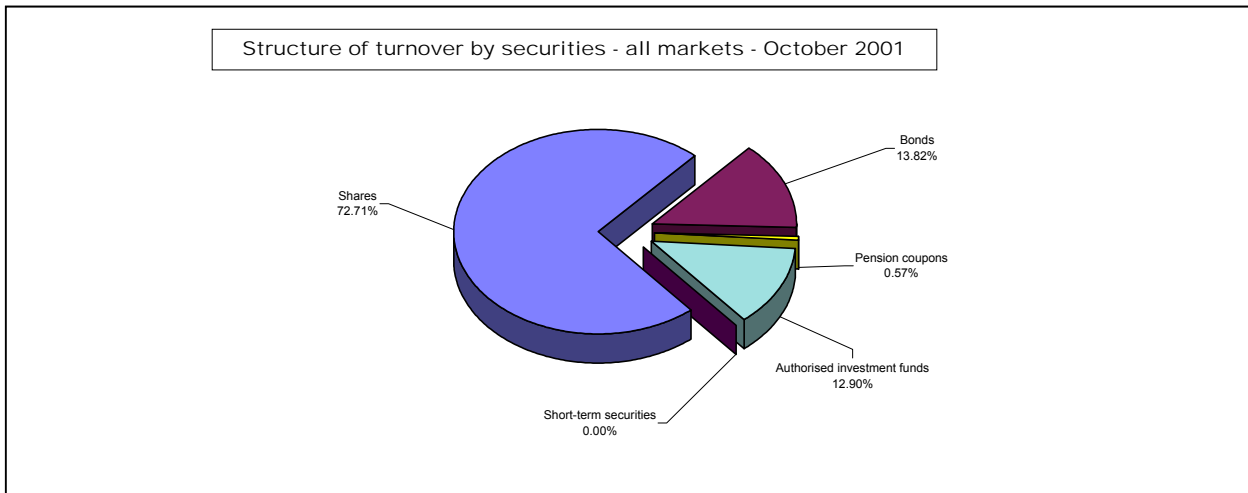
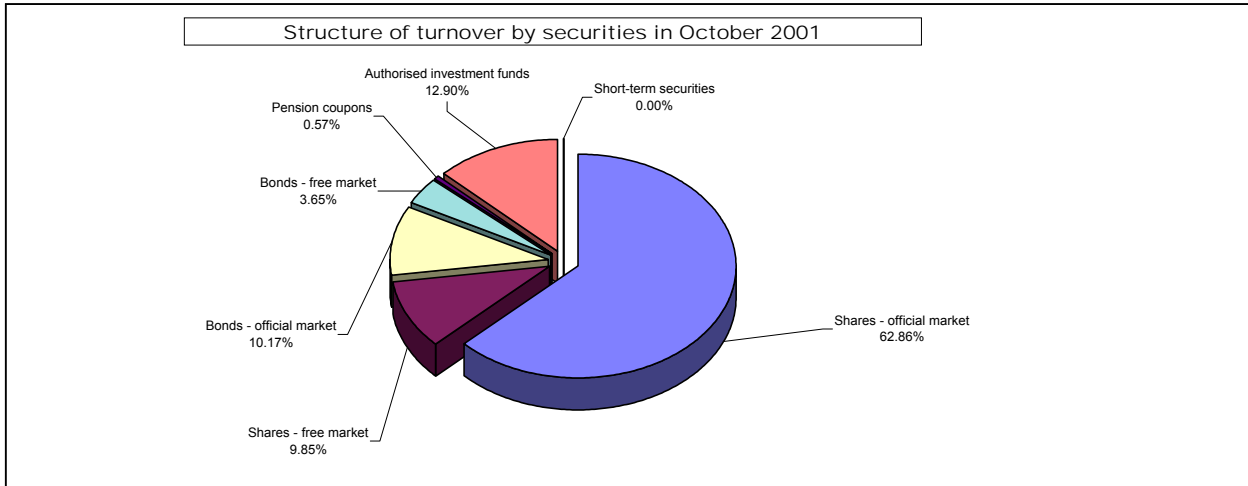
## 2. Bonds

Issue	Total (in SIT)	Total (in EUR )	Block trades (in SIT)	Cross trades (in SIT)	Share in total turnover on free market	Share in turnover of bonds	Volume in pieces	Number of bargains
<b>Bonds</b>	<b>1,126,841,017</b>	<b>5,124,924</b>	<b>285,752,236</b>	<b>167,865,685</b>	<b>13.52%</b>	<b>100.00%</b>	<b>130,659</b>	<b>426</b>
1 SLOV. ODŠKODNINSKA DRUŽBA 2 <sup>nd</sup> issue	952,250,659	4,331,110	117,698,078	167,180,113	11.43%	84.51%	117,908	419
2 KMEČKA DRUŽBA 1 <sup>st</sup> issue	111,366,361	506,440	110,735,459	630,902	1.34%	9.88%	9,855	2
3 BORZNA DR. POTEZA OBVEZNICE 2 <sup>nd</sup> issue	57,318,699	260,520	57,318,699	0	0.69%	5.09%	2,600	1
4 VIPA	5,267,706	23,954	0	54,670	0.06%	0.47%	289	2
5 STANOVANJSKI SKLAD 3 <sup>rd</sup> issue	613,857	2,792	0	0	0.01%	0.05%	6	1
6 PROBANKA 4 <sup>th</sup> issue	23,735	108	0	0	0.00%	0.00%	1	1
7 AUTOCOMMERCE 1 <sup>st</sup> issue	0	0	0	0	0.00%	0.00%	0	0
8 BANKA KOPER 2 <sup>nd</sup> issue	0	0	0	0	0.00%	0.00%	0	0
9 BANKA KOPER 3 <sup>rd</sup> issue	0	0	0	0	0.00%	0.00%	0	0
10 BANKA KOPER 4 <sup>th</sup> issue	0	0	0	0	0.00%	0.00%	0	0
12 OBČINA ŠMARJE	0	0	0	0	0.00%	0.00%	0	0
13 SI.MOBIL 1 <sup>st</sup> issue	0	0	0	0	0.00%	0.00%	0	0
14 SIP STROJNA INDUSTRIJA 1 <sup>st</sup> issue, A series	0	0	0	0	0.00%	0.00%	0	0
15 SIP STROJNA INDUSTRIJA 1 <sup>st</sup> issue, B series	0	0	0	0	0.00%	0.00%	0	0
16 UBK KONVERTIBILNE	0	0	0	0	0.00%	0.00%	0	0
<b>Total free market (shares and bonds)</b>	<b>4,170,491,083</b>	<b>18,968,095</b>	<b>1,276,330,689</b>	<b>1,232,222,788</b>	<b>50.05%</b>	<b>-</b>	<b>2,315,904</b>	<b>3,564</b>

### 3. Authorised investment funds and pension coupons

Issue	Total (in SIT)	Total (in EUR)	Block trades (in SIT)	Cross trades (in SIT)	Share in total turnover on free market	Share in turnover of auth.inv. funds	Volume in pieces	Number of bargains
<b>Total authorised investment funds</b>	<b>3,984,730,252</b>	<b>18,120,358</b>	<b>2,130,543,406</b>	<b>551,625,414</b>	<b>47.82%</b>	<b>100.00%</b>	<b>72,688,062</b>	<b>12,481</b>
1 ZLATA MONETA 1	692,474,691	3,146,967	664,070,000	6,797,213	47.82%	17.38%	8,807,528	349
2 MAKSIMA 1	452,369,634	2,057,849	338,586,560	9,731,390	8.31%	11.35%	8,662,379	648
3 ZLATA MONETA II	382,651,068	1,739,020	359,780,000	5,037,861	5.43%	9.60%	8,801,457	384
4 ZVON ENA	318,036,421	1,446,654	261,078,800	6,553,889	4.59%	7.98%	4,349,055	603
5 TRIGLAV STEBER 1	222,815,572	1,013,492	0	38,740,874	3.82%	5.59%	2,002,941	892
6 NFD 1	210,062,105	955,506	0	58,526,688	2.67%	5.27%	2,026,438	1,133
7 ATENA 1. SKLAD	207,847,136	945,321	0	69,761,747	2.52%	5.22%	4,822,841	875
8 INFOND ZLAT	202,775,517	922,311	0	25,803,152	2.49%	5.09%	4,168,815	1,229
9 NFD 2	155,383,077	706,758	34,523,324	44,012,375	2.43%	3.90%	3,791,781	1,543
10 VIPA INVEST NANOS	123,819,692	563,559	110,590,585	54,901	1.86%	3.11%	1,354,058	56
11 VIPA INVEST SOČA	116,904,781	532,063	98,451,612	15,598,085	1.49%	2.93%	2,814,144	59
12 POMURSKA INV.DRUŽBA 1	108,681,371	494,107	30,000,000	42,696,537	1.40%	2.73%	892,207	173
13 TRDNJAVA	90,583,371	411,962	0	44,097,104	1.30%	2.27%	2,914,557	128
14 MODRA LINIJA 2	89,442,263	406,752	85,000,000	793,381	1.09%	2.24%	2,101,949	44
15 ID KMEČKA DRUŽBA	85,095,568	386,962	0	13,562,661	1.07%	2.14%	1,218,093	660
16 POOBLAŠČENA POMURSKA INV. DRUŽBA	76,712,173	348,639	57,690,025	17,448,446	1.02%	1.93%	2,547,695	57
17 TRIGLAV STEBER II	70,051,472	318,647	0	35,733,567	0.92%	1.76%	1,714,184	1,031
18 ZVON DVA	62,849,658	285,912	0	3,844,124	0.84%	1.58%	1,761,033	729
19 MODRA LINIJA	58,740,206	267,138	36,300,000	17,770,945	0.75%	1.47%	975,450	56
20 MERCATA	57,797,304	262,722	54,472,500	1,032,380	0.70%	1.45%	940,652	116
21 PID KMEČKA DRUŽBA	57,184,608	260,154	0	19,671,377	0.69%	1.44%	1,899,792	603
22 NIKA 1	42,545,031	193,507	0	34,744,309	0.69%	1.07%	1,096,375	106
23 CAPINVEST 2	16,853,954	76,596	0	16,359,948	0.51%	0.42%	597,430	10
24 NIKA 2	13,095,172	59,564	0	10,182,330	0.20%	0.33%	310,068	53
25 KRONA SENIOR	12,308,652	55,988	0	1,633,709	0.16%	0.31%	341,601	119
26 VIZIJA DPB	8,399,844	38,211	0	3,736,194	0.15%	0.21%	215,674	80
27 KOMPAS SKLAD 4	7,615,137	34,636	0	253,777	0.10%	0.19%	270,881	113
28 NIKA	6,758,053	30,739	0	1,048,235	0.09%	0.17%	156,242	85
29 MERCATA 1	6,672,711	30,342	0	752,666	0.08%	0.17%	256,782	94
30 KOMPAS SKLAD 2	5,252,136	23,887	0	327,470	0.08%	0.13%	179,958	76
31 ARKADA ENA	4,961,503	22,564	0	1,707,930	0.06%	0.12%	125,678	65
32 ARKADA DVA	3,477,126	15,809	0	452,455	0.06%	0.09%	89,233	31
33 PID AKTIVA AVANT I	3,258,079	14,820	0	1,767,448	0.04%	0.08%	123,530	100
34 KRONA KRONA	2,374,159	10,800	0	190,190	0.04%	0.06%	56,972	25
35 ARKADA TRI	2,028,045	9,225	0	320,420	0.03%	0.05%	72,302	47
36 TRGATEV	1,988,326	9,046	0	0	0.02%	0.05%	66,167	30
37 SETEV	1,695,360	7,714	0	0	0.02%	0.04%	52,905	23
38 PLOD	1,523,513	6,929	0	419,139	0.02%	0.04%	50,282	23
39 TRDNJAVA I	1,256,956	5,718	0	216,705	0.02%	0.03%	47,603	26
40 MODRA LINIJA 3	388,807	1,768	0	243,792	0.02%	0.01%	11,330	7
41 POMURSKA INV.DRUŽBA 2	0	0	0	0	0.00%	0.00%	0	0
<b>Pension coupons</b>	<b>177,349,000</b>	<b>806,699</b>	<b>0</b>	<b>50,532,985</b>	<b>2.13%</b>	<b>-</b>	<b>3,674,565</b>	<b>1,247</b>
<b>Short-term securities</b>	<b>0</b>	<b>0</b>	<b>0</b>	<b>0</b>	<b>0.00%</b>	<b>-</b>	<b>0</b>	<b>0</b>
<b>Total free market</b>	<b>8,332,570,335</b>	<b>37,895,152</b>	<b>3,406,874,095</b>	<b>1,834,381,187</b>	<b>100%</b>	<b>-</b>	<b>78,678,531</b>	<b>17,292</b>
<b>Total turnover in October 2001</b>	<b>30,896,945,489</b>	<b>140,526,967</b>	<b>16,112,852,330</b>	<b>6,283,444,286</b>	<b>-</b>	<b>-</b>	<b>80,583,387</b>	<b>27,332</b>

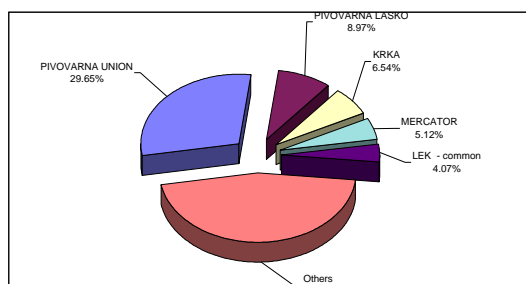
Structure of turnover by securities in October 2001



### C3) MOST TRADED SECURITIES IN OCTOBER 2001

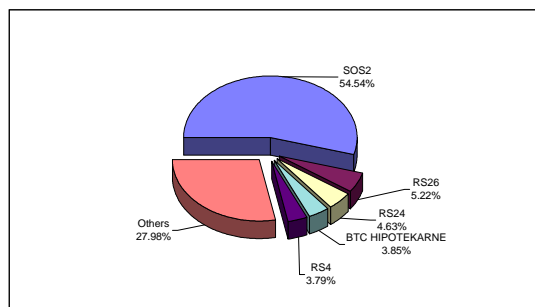
#### MOST TRADED SHARES

Issue	Turnover (in SIT) - order book trades only	Market capitalisation as of 31 October 2001 (in SIT)	Number of bargains - order book trades only
PIVOVARNA UNION	3,327,104,763.00	28,610,637,819.66	1,935
PIVOVARNA LAŠKO	1,006,314,174.00	34,879,031,851.95	910
KRKA	734,267,667.00	92,760,319,425.92	986
MERCATOR	574,204,768.00	52,077,773,869.68	801
LEK - common	457,233,157.00	74,399,114,307.67	557
Others	5,123,178,816.00	515,844,146,629.06	7,560
<b>Total</b>	<b>11,222,303,345.00</b>	<b>798,571,023,903.94</b>	<b>12,749</b>



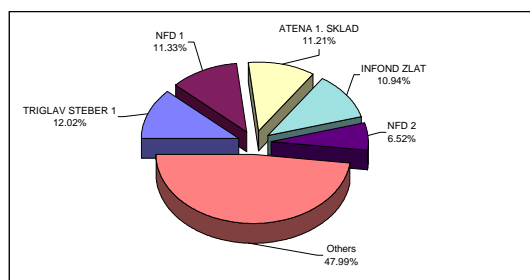
#### MOST TRADED BONDS

Issue	Turnover (in SIT) - order book trades only	Market capitalisation as of 31 October 2001 (in SIT)	Number of bargains - order book trades only
SLOVENSKA ODŠKODNINSKA DRUŽBA 2 <sup>nd</sup> issue	834,552,581.00	57,065,228,010.00	416
REPUBLIKA SLOVENIJA 26 <sup>th</sup> issue	79,867,156.00	7,362,326,357.71	20
REPUBLIKA SLOVENIJA 24 <sup>th</sup> issue	70,843,150.00	11,027,500,000.00	15
BTC HIPOTEKARNE OBVEZNICE	58,932,596.00	3,908,538,228.43	27
REPUBLIKA SLOVENIJA 4 <sup>th</sup> issue	57,948,574.00	32,222,208,084.30	41
Others	428,109,911.00	229,979,068,057.48	225
<b>Total</b>	<b>1,530,253,968.00</b>	<b>341,564,868,737.92</b>	<b>744</b>



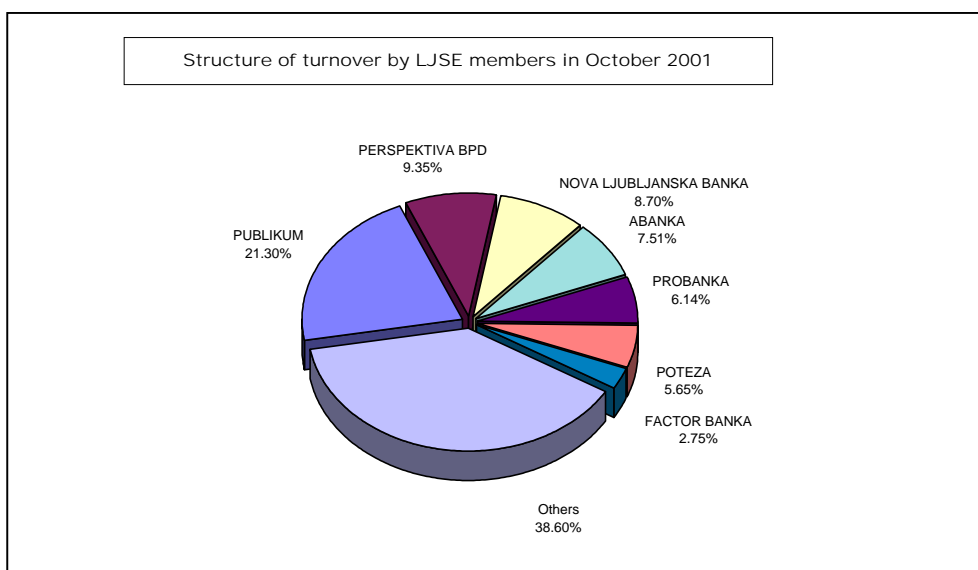
#### MOST TRADED AUTHORISED INVESTMENT FUNDS

Issue	Turnover (in SIT) - order book trades only	Market capitalisation as of 31 October 2001 (in SIT)	Number of bargains - order book trades only
TRIGLAV STEBER 1	222,815,572.00	16,387,332,791.70	892
NFD 1	210,062,105.00	16,761,371,714.00	1,133
ATENA 1. SKLAD	207,847,136.00	13,295,545,320.50	875
INFOND ZLAT	202,775,517.00	16,253,239,757.50	1,229
NFD 2	120,859,753.00	11,518,237,920.27	1,542
Others	889,826,763.00	82,438,094,537.16	6,790
<b>Total</b>	<b>1,854,186,846.00</b>	<b>156,653,822,041.13</b>	<b>12,461</b>



#### C4) TURNOVER BY LJSE MEMBERS IN OCTOBER 2001

	Member	Official market (in SIT)	Free market (in SIT)	Total (in SIT)	Share in turnover
1	PUBLIKUM	12,530,171,925	632,115,978	13,162,287,903	21.30%
2	PERSPEKTIVA BPD	5,600,717,096	177,970,643	5,778,687,739	9.35%
3	NOVA LJUBLJANSKA BANKA	4,449,022,632	927,946,325	5,376,968,957	8.70%
4	ABANKA	3,598,914,530	1,038,802,767	4,637,717,297	7.51%
5	PROBANKA	1,184,291,810	2,607,970,493	3,792,262,303	6.14%
6	POTEZA	2,778,261,511	714,260,776	3,492,522,287	5.65%
7	FACTOR BANKA	1,074,338,127	624,620,009	1,698,958,136	2.75%
8	BANK AUSTRIA CREDITANSTALT	1,443,106,949	254,864,300	1,697,971,249	2.75%
9	PM&A BPD	1,409,125,002	224,972,219	1,634,097,221	2.64%
10	ILIRIKA BPH D.D.	1,193,853,685	439,698,858	1,633,552,543	2.64%
11	KREKOVA BANKA d.d.	734,601,086	733,402,264	1,468,003,350	2.38%
12	SLOVENSKA ZADRUŽNA KMETIJSKA BANKA	485,203,285	977,701,990	1,462,905,275	2.37%
13	B P H	539,899,821	873,878,983	1,413,778,804	2.29%
14	AC - BORZNO POSREDNIŠKA HIŠA	425,984,018	971,883,456	1,397,867,474	2.26%
15	PFC INTERFIN	825,356,743	352,974,081	1,178,330,824	1.91%
16	BANKA KOPER	909,674,008	71,377,347	981,051,355	1.59%
17	BANKA VIPA	546,836,471	419,199,993	966,036,464	1.56%
18	MEDVEŠEK PUŠNIK	596,559,499	347,454,216	944,013,715	1.53%
19	MARIBORSKA BPH D.O.O.	675,830,916	260,842,390	936,673,306	1.52%
20	Ebrokers	182,636,852	751,401,110	934,037,962	1.51%
21	GBD Gorenjska borzno posredniška družba	439,672,760	461,403,047	901,075,807	1.46%
22	DOLENJSKA BPD	570,874,986	318,991,375	889,866,361	1.44%
23	SKB BANKA	694,832,139	107,320,238	802,152,378	1.30%
24	CELJSKA BPH	355,768,011	423,076,442	778,844,453	1.26%
25	ARGONOS BPH	297,142,132	469,023,169	766,165,301	1.24%
26	CERTIUS BPH	312,291,584	422,490,997	734,782,581	1.19%
27	COGITO BIS B.H.	496,546,687	97,168,874	593,715,561	0.96%
28	MOJA DELNICA BPH	243,981,758	233,847,111	477,828,869	0.77%
29	IT MODRA HIŠA	174,477,655	297,144,829	471,622,484	0.76%
30	BROD NA MURI BPH	299,968,363	131,083,199	431,051,561	0.70%
31	VERITAS BH	48,331,254	252,856,460	301,187,714	0.49%
32	GORENJSKA BANKA	10,477,008	47,396,722	57,873,730	0.09%
	<b>Others</b>	<b>45,128,750,303</b>	<b>16,665,140,661</b>	<b>61,793,890,964</b>	<b>100.00%</b>





## C5) TURNOVER IN YEARS 2000 AND 2001

### MONTHLY TURNOVER ON OFFICIAL MARKET

Year 2000	Number of trading days	Turnover (in SIT)			Number of bargains	
		per month	average per day	average per bargain	per month	average per day
January	20	11,554,378,176	577,718,909	1,561,613	7,399	370
February	20	10,951,114,275	547,555,714	1,256,006	8,719	436
March	23	15,372,135,198	668,353,704	1,671,248	9,198	400
April	18	9,680,572,547	537,809,586	1,516,380	6,384	355
May	21	7,441,426,783	354,353,656	1,064,125	6,993	333
June	22	13,757,152,486	625,325,113	2,136,204	6,440	293
July	21	11,220,647,580	534,316,551	1,628,305	6,891	328
August	22	5,425,317,256	246,605,330	779,164	6,963	317
September	21	7,239,713,602	344,748,267	1,049,842	6,896	328
October	21	10,433,181,511	496,818,167	1,344,829	7,758	369
November	21	12,273,478,491	584,451,357	1,300,157	9,440	450
December	19	30,831,713,449	1,622,721,760	3,262,960	9,449	497
<b>TOTAL</b>	<b>249</b>	<b>146,180,831,354</b>	<b>7,140,778,114</b>	<b>18,570,833</b>	<b>92,530</b>	<b>4,475</b>
<b>AVERAGE 2000</b>	<b>20.75</b>	<b>12,181,735,946</b>	<b>587,071,612</b>	<b>1,579,821</b>	<b>7,711</b>	<b>372</b>
<b>YEAR 2001</b>						
January	21	19,859,854,808	945,707,372	2,028,793	9,789	466
February	19	12,525,024,737	659,211,828	1,725,923	7,257	382
March	22	10,801,883,219	490,994,692	1,467,049	7,363	335
April	19	11,622,847,951	611,728,840	1,906,635	6,096	321
May	21	17,542,247,620	835,345,125	2,499,252	7,019	334
June	20	17,166,334,022	858,316,701	2,281,544	7,524	376
July	22	24,675,174,458	1,121,598,839	2,788,786	8,848	402
August	22	12,900,872,510	586,403,296	1,434,227	8,995	409
September	20	23,082,322,152	1,154,116,108	2,045,217	11,286	564
October	22	22,564,375,151	1,025,653,416	2,247,448	10,040	456
<b>TOTAL</b>	<b>208</b>	<b>172,740,936,628</b>	<b>8,289,076,216</b>	<b>20,424,873</b>	<b>84,217</b>	<b>4,046</b>
<b>AVERAGE 2001</b>	<b>21</b>	<b>17,274,093,663</b>	<b>830,485,272</b>	<b>2,051,141</b>	<b>8,422</b>	<b>405</b>

### MONTHLY TURNOVER ON FREE MARKET \*

Year 2000	Number of trading days	Turnover (in SIT)			Number of bargains	
		per month	average per day	average per bargain	per month	average per day
January	20	9,207,536,593	460,376,830	287,296	32,049	1,602
February	20	10,801,688,037	540,084,402	318,333	33,932	1,697
March	23	12,649,126,420	549,962,018	316,537	39,961	1,737
April	18	7,094,949,034	394,163,835	287,105	24,712	1,373
May	21	7,725,650,715	367,888,129	316,885	24,380	1,161
June	22	9,635,875,956	437,994,362	405,482	23,764	1,080
July	21	6,334,035,275	301,620,727	315,896	20,051	955
August	22	5,464,015,619	248,364,346	266,837	20,477	931
September	21	11,726,413,416	558,400,639	565,619	20,732	987
October	21	9,207,081,007	438,432,429	454,401	20,262	965
November	21	11,298,696,692	538,033,176	496,036	22,778	1,085
December	19	22,291,204,480	1,173,221,288	1,062,802	20,974	1,104
<b>TOTAL</b>	<b>249</b>	<b>123,436,273,244</b>	<b>6,008,542,182</b>	<b>5,093,229</b>	<b>304,072</b>	<b>14,677</b>
<b>AVERAGE 2000</b>	<b>20.75</b>	<b>10,286,356,104</b>	<b>495,728,005</b>	<b>405,944</b>	<b>25,339</b>	<b>1,221</b>
<b>YEAR 2001</b>						
January	21	13,407,910,913	638,471,948	783,997	17,102	814
February	19	6,211,656,272	326,929,277	261,841	23,723	1,249
March	22	7,241,224,971	329,146,590	293,131	24,703	1,123
April	19	5,890,406,532	310,021,396	333,130	17,682	931
May	21	8,571,753,552	408,178,741	504,636	16,986	809
June	20	14,650,016,959	732,500,848	1,097,626	13,347	667
July	22	6,131,352,699	278,697,850	395,546	15,501	705
August	22	5,866,333,197	266,651,509	335,737	17,473	794
September	20	12,785,330,977	639,266,549	730,340	17,506	875
October	22	8,332,570,331	378,753,197	481,874	17,292	786
<b>TOTAL</b>	<b>208</b>	<b>89,088,556,403</b>	<b>4,308,617,905</b>	<b>5,217,859</b>	<b>181,315</b>	<b>8,753</b>
<b>AVERAGE 2001</b>	<b>21</b>	<b>8,908,855,640</b>	<b>428,310,367</b>	<b>491,347</b>	<b>18,132</b>	<b>872</b>

\* Includes the turnover of shares, bonds, inv.funds, short-term securities and pension coupons.

### TURNOVER BY SECURITIES ON ALL MARKETS OF LJUBLJANA STOCK EXCHANGE IN YEARS 1998 - 2001

#### Total turnover and number of bargains

Year	Number of trading days	Turnover (in SIT)			Number of bargains	
		per year	average per day	average per bargain	per year	average per day
2001	208	261,829,493,031	1,258,795,640	986,056	265,532	1,277
2000	249	269,617,104,598	1,082,799,617	679,818	396,602	1,593
1999	254	265,671,058,734	1,045,949,050	594,292	447,038	1,760
1998	252	173,374,959,032	687,995,869	729,680	237,604	943

#### Average turnover and number of bargains

Year	Turnover (in SIT)			Number of bargains	
	per month	per day	per bargain	per month	per day
2001	26,182,949,303	1,258,795,640	986,056	26,553	1,277
2000	22,468,092,050	1,082,799,617	679,818	33,050	1,593
1999	22,139,254,895	1,045,949,050	594,292	37,253	1,760
1998	14,447,913,253	687,995,869	729,680	19,800	943

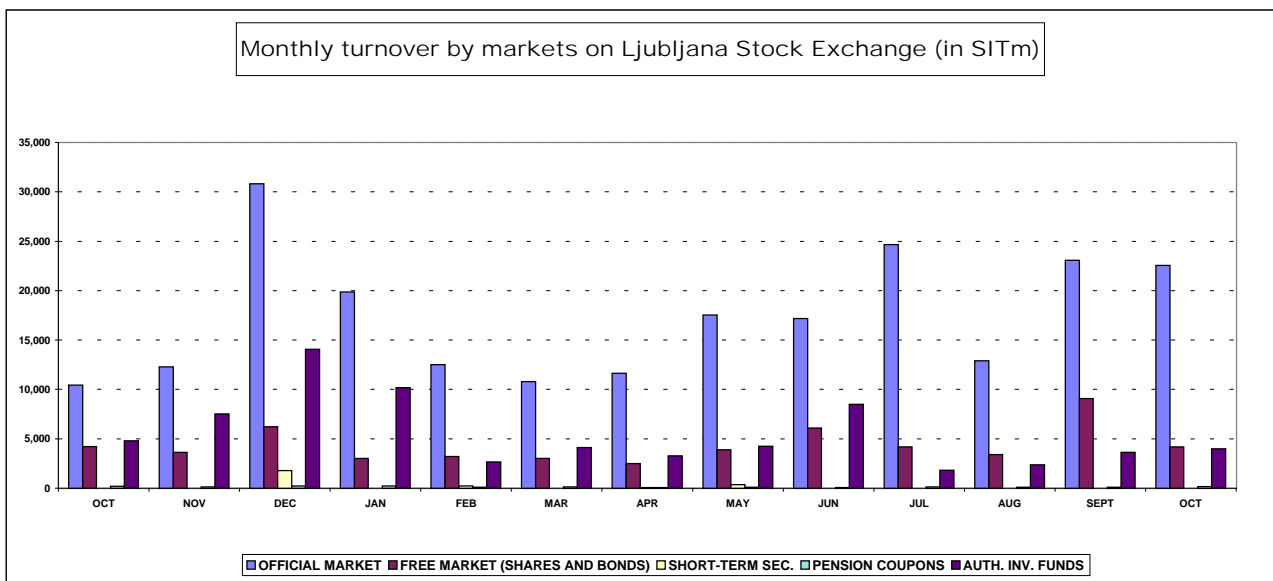
## STRUCTURE OF TURNOVER

### MONTHLY TURNOVER BY MARKETS ON LJUBLJANA STOCK EXCHANGE (in SIT)

YEAR 2000	OFFICIAL MARKET	FREE MARKET (SHARES AND BONDS)	SHORT-TERM SEC.	PENSION COUPONS	AUTHORISED INV. FUNDS	TOTAL
October	10,433,181,513	4,212,813,837	0	194,589,606	4,799,677,566	19,640,262,522
November	12,273,478,491	3,639,830,965	0	131,903,414	7,526,962,313	23,572,175,183
December	30,831,713,449	6,222,692,354	1,778,958,714	239,808,253	14,049,745,159	53,122,917,929
<b>YEAR 2001</b>						
January	19,859,854,808	3,000,827,600	0	228,681,921	10,178,401,392	33,267,765,721
February	12,525,024,737	3,206,020,353	241,267,912	103,530,741	2,660,837,266	18,736,681,009
March	10,801,883,219	3,012,466,600	0	116,114,180	4,112,644,192	18,043,108,191
April	11,622,847,948	2,496,461,297	49,625,000	55,701,329	3,288,618,901	17,513,254,475
May	17,542,247,617	3,886,750,028	349,983,000	100,605,853	4,234,414,665	26,114,001,163
June	17,166,334,022	6,090,600,891	0	57,843,995	8,501,572,073	31,816,350,981
July	24,675,174,458	4,180,182,541	0	144,759,666	1,806,410,492	30,806,527,157
August	12,900,872,510	3,418,962,967	0	81,180,038	2,366,190,192	18,767,205,707
September	23,082,322,152	9,074,891,442	5,226,900	88,671,856	3,616,540,779	35,867,653,129
October	22,564,375,151	4,170,491,080	0	177,349,000	3,984,730,251	30,896,945,482
<b>TOTAL 2001</b>	<b>172,740,936,622</b>	<b>42,537,654,799</b>	<b>646,102,812</b>	<b>1,154,438,579</b>	<b>44,750,360,203</b>	<b>261,829,493,015</b>

### MONTHLY TURNOVER BY SECURITIES ON LJUBLJANA STOCK EXCHANGE (in SIT)

YEAR 2000	SHARES	BONDS	SHORT-TERM SEC.	PENSION COUPONS	AUTHORISED INV. FUNDS	TOTAL
October	11,968,164,176	2,677,831,173	0	194,589,606	4,799,677,566	19,640,262,521
November	12,147,213,292	3,766,096,164	0	131,903,414	7,526,962,313	23,572,175,183
December	28,094,668,287	8,959,737,516	1,778,958,714	239,808,253	14,049,745,159	53,122,917,929
<b>YEAR 2001</b>						
January	19,144,723,509	3,715,958,898	0	228,681,921	10,178,401,392	33,267,765,720
February	10,101,522,961	5,629,522,129	241,267,912	103,530,741	2,660,837,266	18,736,681,009
March	10,517,637,139	3,296,712,680	0	116,114,180	4,112,644,192	18,043,108,191
April	10,034,783,459	4,084,525,785	49,625,000	55,701,329	3,288,618,902	17,513,254,475
May	17,834,968,827	3,594,028,819	349,983,000	100,605,853	4,234,414,665	26,114,001,164
June	20,351,552,526	2,905,382,387	0	57,843,995	8,501,572,073	31,816,350,981
July	24,652,522,010	4,202,834,989	0	144,759,666	1,806,410,492	30,806,527,157
August	13,199,051,688	3,120,783,789	0	81,180,038	2,366,190,192	18,767,205,707
September	30,065,871,531	2,091,342,063	5,226,900	88,671,856	3,616,540,779	35,867,653,129
October	22,465,252,348	4,269,613,883	0	177,349,000	3,984,730,251	30,896,945,482
<b>TOTAL 2001</b>	<b>178,367,885,998</b>	<b>36,910,705,422</b>	<b>646,102,812</b>	<b>1,154,438,579</b>	<b>44,750,360,204</b>	<b>261,829,493,015</b>



## D) MARKET CAPITALISATION

### MARKET CAPITALISATION - OFFICIAL MARKET (in SIT)

	31 Oct 2000	31 Dec 2000	30 Sept 2001	31 Oct 2001	Index 31 Oct 2001 / 30 Sept 2001	Index 31 Oct 2001 / 31 Dec 2000	Index 31 Oct 2001 / 31 Oct 2000	Share
<b>SHARES</b>	<b>501,136,453,523</b>	<b>579,446,081,627</b>	<b>647,896,427,400</b>	<b>653,271,361,481</b>	101	113	130	<b>70.59%</b>
Banks	38,947,502,711	44,303,719,033	73,039,319,736	69,338,160,959	95	157	178	10.61%
Companies	462,188,950,812	535,142,362,594	574,857,107,664	583,933,200,522	102	109	126	89.39%
<b>BONDS</b>	<b>235,205,800,528</b>	<b>228,563,080,455</b>	<b>261,705,775,632</b>	<b>272,143,440,482</b>	<b>104</b>	<b>119</b>	<b>116</b>	<b>29.41%</b>
State	188,718,117,371	178,553,607,502	208,462,271,440	218,978,108,056	105	123	116	80.46%
Banks	37,194,702,453	41,519,859,874	44,875,374,461	44,787,267,210	100	108	120	16.46%
Companies	9,292,980,704	8,489,613,080	8,368,129,731	8,378,065,216	100	99	90	3.08%
<b>TOTAL</b>	<b>736,342,254,051</b>	<b>808,009,162,082</b>	<b>909,602,203,032</b>	<b>925,414,801,963</b>	<b>102</b>	<b>115</b>	<b>126</b>	<b>100.00%</b>

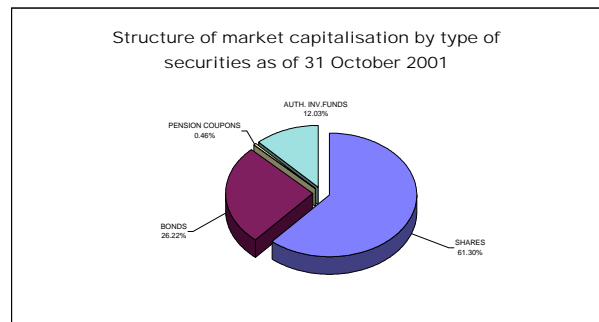
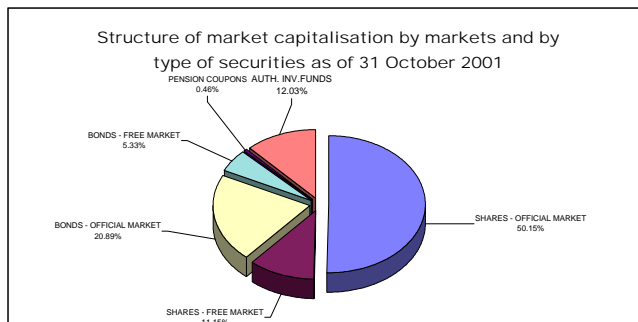
### MARKET CAPITALISATION - FREE MARKET (in SIT)

	31 Oct 2000	31 Dec 2000	30 Sept 2001	31 Oct 2001	Index 31 Oct 2001 / 30 Sept 2001	Index 31 Oct 2001 / 31 Dec 2000	Index 31 Oct 2001 / 31 Oct 2000	Share
<b>SHARES</b>	<b>139,002,022,352</b>	<b>125,646,427,438</b>	<b>137,446,274,046</b>	<b>145,299,662,423</b>	<b>106</b>	<b>116</b>	<b>105</b>	<b>38.51%</b>
Banks	1,517,700,000	1,517,700,000	1,517,700,000	1,517,700,000	100	100	100	1.04%
Companies	137,484,322,352	124,128,727,438	135,928,574,046	143,781,962,423	106	116	105	98.96%
<b>BONDS</b>	<b>24,020,440,607</b>	<b>26,451,580,268</b>	<b>53,420,004,778</b>	<b>69,421,428,256</b>	<b>130</b>	<b>262</b>	<b>289</b>	<b>18.40%</b>
State	16,482,604,320	16,931,718,340	43,089,625,365	59,059,824,375	137	349	358	85.07%
Communities	276,016,844	278,830,764	22,604,792	22,653,090	100	8	8	0.03%
Banks	2,013,170,613	3,938,873,757	4,874,795,113	4,894,273,351	100	124	243	7.05%
Companies	5,248,648,829	5,302,157,407	5,432,979,507	5,444,677,441	100	103	104	7.84%
<b>PENSION COUPONS</b>	<b>5,846,108,935</b>	<b>6,703,101,561</b>	<b>5,921,699,857</b>	<b>5,937,107,627</b>	<b>100</b>	<b>89</b>	<b>102</b>	<b>1.57%</b>
<b>INVESTMENT FUNDS</b>	<b>151,239,652,642</b>	<b>171,621,207,464</b>	<b>157,486,262,735</b>	<b>156,653,822,041</b>	<b>99</b>	<b>91</b>	<b>104</b>	<b>41.52%</b>
<b>TOTAL *</b>	<b>320,108,224,536</b>	<b>330,422,316,731</b>	<b>354,274,241,416</b>	<b>377,312,020,347</b>	<b>107</b>	<b>114</b>	<b>118</b>	<b>100.00%</b>
<b>TOTAL SHARES</b>	<b>640,138,475,875</b>	<b>705,092,509,065</b>	<b>785,342,701,446</b>	<b>798,571,023,904</b>	<b>102</b>	<b>113</b>	<b>125</b>	<b>61.30%</b>
<b>TOTAL BONDS</b>	<b>259,226,241,134</b>	<b>255,014,660,724</b>	<b>315,125,780,410</b>	<b>341,564,868,738</b>	<b>108</b>	<b>134</b>	<b>132</b>	<b>26.22%</b>
<b>PENSION COUPONS</b>	<b>5,846,108,935</b>	<b>6,703,101,561</b>	<b>5,921,699,857</b>	<b>5,937,107,627</b>	<b>100</b>	<b>89</b>	<b>102</b>	<b>0.46%</b>
<b>INVESTMENT FUNDS</b>	<b>151,239,652,642</b>	<b>171,621,207,464</b>	<b>157,486,262,735</b>	<b>156,653,822,041</b>	<b>99</b>	<b>91</b>	<b>104</b>	<b>12.03%</b>
<b>TOTAL CAPITALISATION ON LJSE *</b>	<b>1,056,450,478,587</b>	<b>1,138,431,478,813</b>	<b>1,263,876,444,449</b>	<b>1,302,726,822,310</b>	<b>103</b>	<b>114</b>	<b>123</b>	<b>100.00%</b>

\* Investment funds are included in market capitalisation

#### EXCHANGE RATES

IDEM=107,0160 SIT as of 31 Oct 2000	IDEM=108,1070 SIT as of 29 Dec 2000	IDEM=112,2815 SIT as of 30 Sept 2001	IDEM=112,5214 SIT as of 30 Oct 2001
USD=251,3673 SIT as of 31 Oct 2000	USD=227,7701 SIT as of 29 Dec 2000	USD=238,4922 SIT as of 30 Sept 2001	USD=244,8245 SIT as of 30 Oct 2001
EUR=209,3052 SIT as of 31 Oct 2000	EUR=211,4390 SIT as of 29 Dec 2000	EUR=219,6036 SIT as of 30 Sept 2001	EUR=220,0727 SIT as of 30 Oct 2001



D1) MARKET CAPITALISATION OF SHARES - OFFICIAL MARKET AS OF 31 OCTOBER 2001

Issue	Number of shares traded	Number of issued shares	Share of traded shares	Price as of 30 Oct 2001	Market capitalisation as of 31 Oct 2001 (in SIT)	Market capitalisation as of 31 Oct 2001 (in DEM)	Market capitalisation as of 31 Oct 2001 (in EUR)	Market capitalisation as of 31 Oct 2001 (in USD)
<b>Common shares</b>	-	-	-	-	<b>644,168,767,893</b>	<b>5,724,855,609</b>	<b>2,927,072,590</b>	<b>2,631,145,036</b>
1 Krka	3,542,612	3,542,612	100.00%	26,184 SIT	92,760,319,426	824,379,357	421,498,529	378,884,954
2 Lek	1,790,623	1,792,782	99.88%	41,549 SIT	74,399,114,308	661,199,686	338,066,077	303,887,537
3 Mercator	3,208,504	3,208,504	100.00%	16,231 SIT	52,077,773,870	462,825,506	236,638,956	212,714,716
4 Petrol	2,086,301	2,086,301	100.00%	22,376 SIT	46,682,633,053	414,877,819	212,123,689	190,677,947
5 Banka Koper	531,359	531,359	100.00%	87,786 SIT	46,645,971,505	414,552,001	211,957,101	190,528,201
6 Pivovarna Laško	6,363,405	6,363,405	100.00%	5,481 SIT	34,879,031,852	309,976,874	158,488,681	142,465,447
7 Sava	1,720,987	1,720,987	100.00%	17,000 SIT	29,256,314,334	260,006,668	132,939,317	119,499,128
8 Pivovarna Union	451,114	451,114	100.00%	63,422 SIT	28,610,637,820	254,268,413	130,005,393	116,861,825
9 Istrabenz	5,180,000	5,180,000	100.00%	4,988 SIT	25,835,819,800	229,608,055	117,396,750	105,527,918
10 Intereuropa	7,210,700	7,210,700	100.00%	3,489 SIT	25,157,627,551	223,580,826	114,315,077	102,757,802
11 Gorenje	12,200,000	12,200,000	100.00%	1,999 SIT	24,387,190,000	216,733,795	110,814,245	99,610,905
12 Luka	7,140,000	7,140,000	100.00%	3,179 SIT	22,701,558,600	201,753,254	103,154,815	92,725,845
13 SKB banka	8,749,298	8,749,298	100.00%	2,223 SIT	19,449,689,454	172,853,248	88,378,474	79,443,395
14 Merkur	912,585	912,585	100.00%	14,515 SIT	13,245,724,108	117,717,377	60,187,947	54,102,935
15 BTC	725,828	725,828	100.00%	16,500 SIT	11,976,162,000	106,434,527	54,419,117	48,917,335
16 Droga	282,768	282,768	100.00%	39,199 SIT	11,084,222,832	98,507,687	50,366,187	45,274,157
17 Kolinska	3,166,992	3,169,525	99.92%	3,078 SIT	9,746,671,239	86,620,601	44,288,416	39,810,849
18 Delo Ljubljana	667,464	667,464	100.00%	14,502 SIT	9,679,562,928	86,024,196	43,983,479	39,536,741
19 Terme Čatež	449,981	449,981	100.00%	16,499 SIT	7,424,236,519	65,980,663	33,735,382	30,324,729
20 Etol	274,576	274,576	100.00%	24,500 SIT	6,727,112,000	59,785,179	30,567,681	27,477,283
21 Aerodrom	1,936,229	1,936,229	100.00%	3,041 SIT	5,887,975,578	52,327,607	26,754,684	24,049,781
22 Žito	337,446	348,765	96.75%	16,438 SIT	5,547,041,956	49,297,662	25,205,498	22,657,218
23 Salus	124,970	125,000	99.98%	41,898 SIT	5,235,993,060	46,533,309	23,792,106	21,386,720
24 Kompas MTS	3,526,714	3,526,714	100.00%	1,351 SIT	4,765,295,957	42,350,130	21,653,281	19,464,130
25 Radenska	5,061,856	5,061,856	100.00%	905 SIT	4,580,979,680	40,712,075	20,815,756	18,711,280
26 Emona Obala	1,741,456	1,741,456	100.00%	2,300 SIT	4,005,017,923	35,593,389	18,198,613	16,358,730
27 Zdravilišče Moravske Toplice	2,861,843	2,861,843	100.00%	1,212 SIT	3,468,553,716	30,825,725	15,760,945	14,167,511
28 Živila	319,997	319,997	100.00%	10,787 SIT	3,451,791,639	30,676,757	15,684,779	14,099,045
29 Comet	1,700,688	1,700,688	100.00%	1,980 SIT	3,367,362,240	29,926,416	15,301,136	13,754,188
30 Delo Prodaja	593,549	593,549	100.00%	5,608 SIT	3,328,640,598	29,582,289	15,125,186	13,596,027
31 Mlinotest	2,389,177	2,389,177	100.00%	1,378 SIT	3,292,285,906	29,259,198	14,959,992	13,447,534
32 Kovinotehna	4,124,504	4,124,504	100.00%	320 SIT	1,319,717,545	11,728,592	5,996,734	5,390,464
33 Koloniale	650,516	650,516	100.00%	1,386 SIT	901,615,176	8,012,833	4,096,897	3,682,700
34 GPG	199,411	199,411	100.00%	4,350 SIT	867,437,850	7,709,092	3,941,597	3,543,101
35 Tehnounion	84,005	84,005	100.00%	9,836 SIT	826,312,662	7,343,605	3,754,726	3,375,122
36 Geodetski zavod Slovenije	379,820	379,820	100.00%	1,200 SIT	455,784,000	4,050,643	2,071,061	1,861,676
37 Nika	479,688	480,000	99.94%	291 SIT	139,589,208	1,240,557	634,287	570,160
<b>Preferred shares</b>	-	-	-	-	<b>9,102,593,588</b>	<b>80,896,555</b>	<b>41,361,757</b>	<b>37,180,076</b>
1 Lek	138,820	140,394	98.88%	40,696 SIT	5,649,439,543	50,207,690	25,670,788	23,075,466
2 Probanka	400,000	400,000	100.00%	5,350 SIT	2,140,000,000	19,018,604	9,724,059	8,740,955
3 Banka Vipava	17,500	17,500	100.00%	63,000 SIT	1,102,500,000	9,798,136	5,009,708	4,503,226
4 Kovinotehna	527,955	527,955	100.00%	399 SIT	210,654,045	1,872,124	957,202	860,429
<b>TOTAL SHARES</b>	-	-	-	-	<b>653,271,361,481</b>	<b>5,805,752,163</b>	<b>2,968,434,347</b>	<b>2,668,325,112</b>

EXCHANGE RATES		
1 DEM =	112.5214 SIT	as of 30 Oct 2001
1 USD =	244.8245 SIT	as of 30 Oct 2001
1 EUR =	220.0727 SIT	as of 30 Oct 2001

## MARKET CAPITALISATION OF SHARES - FREE MARKET AS OF 30 SEPTEMBER 2001

Issue	Number of shares traded	Number of issued shares	Share of traded shares	Price as of 30 Oct 2001	Market capitalisation as of 31 Oct 2001 (in SIT)	Market capitalisation as of 31 Oct 2001 (in DEM)	Market capitalisation as of 31 Oct 2001 (in EUR)	Market capitalisation as of 31 Oct 2001 (in USD)
<b>Common shares</b>	-	-	-	-	<b>143,355,179,143</b>	<b>1,274,025,911</b>	<b>651,399,193</b>	<b>585,542,620</b>
1 CINKARNA	812,477	814,626	99.74%	13,600 SIT	11,049,687,200	98,200,762	50,209,259	45,133,094
2 HELIOS	219,861	219,861	100.00%	38,962 SIT	8,566,252,864	76,129,988	38,924,650	34,989,361
3 KMEČKA DRUŽBA HOLDING	924,969	924,969	100.00%	8,061 SIT	7,456,091,862	66,263,767	33,880,131	30,454,844
4 BELINKA HOLDING	2,702,532	2,702,532	100.00%	2,700 SIT	7,296,836,400	64,848,432	33,156,481	29,804,355
5 HOTELI PALACE	2,346,102	2,346,102	100.00%	2,000 SIT	4,691,218,637	41,691,791	21,316,677	19,161,557
6 DZS	1,429,368	1,686,384	84.76%	3,050 SIT	4,359,572,400	38,744,385	19,809,692	17,806,929
7 MARINA PORTOROŽ	313,932	313,932	100.00%	13,600 SIT	4,269,475,200	37,943,673	19,400,295	17,438,921
8 VALKARTON	852,097	852,156	99.99%	4,401 SIT	3,750,164,107	33,328,452	17,040,569	15,317,765
9 JUTEKS	641,432	641,432	100.00%	5,500 SIT	3,527,876,000	31,352,934	16,030,503	14,409,816
10 FRUCTAL	2,504,151	2,505,613	99.94%	1,310 SIT	3,280,437,810	29,153,901	14,906,155	13,399,140
11 GRAND HOTEL UNION	1,814,613	1,814,613	100.00%	1,760 SIT	3,193,718,880	28,383,213	14,512,108	13,044,932
12 NAMA	1,907,590	1,907,590	100.00%	1,652 SIT	3,151,338,680	28,006,572	14,319,535	12,871,827
13 CEMENTARNA TRBOVLJE	176,600	176,600	100.00%	17,500 SIT	3,090,500,000	27,465,886	14,043,087	12,623,328
14 CETIS	200,000	220,642	90.64%	15,100 SIT	3,020,000,000	26,839,339	13,722,738	12,335,367
15 JATA-MESO	119,602	119,602	100.00%	20,000 SIT	2,392,040,000	21,258,534	10,869,317	9,770,427
16 MEDALJON	1,734,000	1,734,000	100.00%	1,300 SIT	2,254,200,000	20,033,523	10,242,979	9,207,412
17 TOSAMA	295,670	295,670	100.00%	7,601 SIT	2,247,254,619	19,971,798	10,211,419	9,179,043
18 PINUS RAČE	148,203	148,203	100.00%	14,494 SIT	2,148,048,354	19,090,132	9,760,631	8,773,829
19 TUB SWATY	288,940	288,940	100.00%	7,396 SIT	2,137,086,922	18,992,715	9,710,822	8,729,057
20 GORENJSKI TISK	960,176	1,070,328	89.71%	2,100 SIT	2,016,369,600	17,919,877	9,162,289	8,235,980
21 AKTIVA AVANT	4,814,478	4,814,478	100.00%	410 SIT	1,972,250,913	17,527,785	8,961,815	8,055,774
22 SLOVENIJALES	303,777	304,004	99.93%	6,401 SIT	1,944,506,955	17,281,219	8,835,748	7,942,452
23 KMETIJSKI KOMBINAT PTUJ	2,531,109	2,531,109	100.00%	688 SIT	1,741,402,992	15,476,194	7,912,853	7,112,862
24 SATURNUS AVTOOPREMA	483,061	647,122	74.65%	3,500 SIT	1,690,713,500	15,025,706	7,682,523	6,905,818
25 MITOL	770,509	770,509	100.00%	2,180 SIT	1,679,709,620	14,927,913	7,632,522	6,860,872
26 MEDVEŠEK PUŠNIK	80,000	80,000	100.00%	19,800 SIT	1,584,000,000	14,077,322	7,197,622	6,469,941
27 LIV POSTOJNA	161,600	161,600	100.00%	9,600 SIT	1,551,360,000	13,787,244	7,049,307	6,336,621
28 STC CELJE	501,930	522,844	96.00%	3,001 SIT	1,506,291,930	13,386,715	6,844,520	6,152,538
29 LIP BLEĐ	2,155,899	2,155,899	100.00%	681 SIT	1,467,218,623	13,039,463	6,666,972	5,992,940
30 COLOR	803,701	950,391	84.57%	1,700 SIT	1,366,291,700	12,142,505	6,208,365	5,580,698
31 JADRAN	226,334	226,334	100.00%	5,757 SIT	1,303,084,055	11,580,766	5,921,153	5,322,523
32 INTERTRADE ITS	1,260,000	1,260,000	100.00%	1,000 SIT	1,260,000,000	11,197,870	5,725,381	5,146,544
33 KS1 - NALOŽBE	4,178,783	4,178,783	100.00%	300 SIT	1,253,634,900	11,141,302	5,696,458	5,120,545
34 MESNA INDUSTRIJA PRIMORSKE	1,478,742	1,478,742	100.00%	840 SIT	1,242,143,280	11,039,174	5,644,241	5,073,607
35 KOMPAS HOTELI KG	162,700	162,700	100.00%	7,599 SIT	1,236,357,300	10,987,753	5,617,949	5,049,974
36 HIPOTEKARNA BANKA	300,000	300,000	100.00%	3,999 SIT	1,199,700,000	10,661,972	5,451,380	4,900,245
37 RUDIS	516,996	599,143	86.29%	2,203 SIT	1,138,890,488	10,121,546	5,175,065	4,651,865
38 INTERTRADE ITA	69,531	69,531	100.00%	15,000 SIT	1,042,965,000	9,269,037	4,739,184	4,260,052
39 KD GROUP	99,176	99,176	100.00%	10,506 SIT	1,041,972,809	9,260,219	4,734,675	4,255,999
40 PLAMA - PUR	686,798	686,798	100.00%	1,510 SIT	1,037,064,980	9,216,602	4,712,375	4,235,953
41 POM-INVEST	2,241,983	2,241,983	100.00%	447 SIT	1,001,404,127	8,899,677	4,550,333	4,090,294
42 TOPLICE DOBRNA	682,010	692,542	98.48%	1,450 SIT	988,914,500	8,788,679	4,493,581	4,039,279
43 GEA TOVARNA OLJA	660,348	846,600	78.00%	1,449 SIT	956,844,252	8,503,665	4,347,855	3,908,286
44 GORIŠKE OPEKARNE	392,725	523,634	75.00%	2,300 SIT	903,267,500	8,027,517	4,104,405	3,689,449
45 CM CELJE	64,357	64,357	100.00%	13,503 SIT	869,019,007	7,723,144	3,948,782	3,549,559
46 KEMA PUCONCI	217,346	217,346	100.00%	3,897 SIT	846,962,587	7,527,124	3,848,558	3,459,468
47 CERTIUS HOLDING	1,875,377	1,875,377	100.00%	450 SIT	843,919,650	7,500,081	3,834,731	3,447,039
48 JATA-REJA	84,474	93,859	90.00%	9,708 SIT	820,037,268	7,287,834	3,726,211	3,349,490
49 VELETRGOVINA POTROŠNIK	777,581	976,249	79.65%	1,038 SIT	806,740,288	7,169,661	3,665,790	3,295,178
50 KMEČKA DZU	20,000	20,000	100.00%	40,000 SIT	800,000,000	7,109,759	3,635,162	3,267,647
51 EMONA KRMILA	26,860	26,860	100.00%	29,000 SIT	778,940,000	6,922,594	3,539,467	3,181,626
52 JAVOR PIVKA	1,194,700	1,194,700	100.00%	650 SIT	776,555,000	6,901,398	3,528,629	3,171,884
53 MERCATA HOLDING	2,898,918	2,898,917	100.00%	261 SIT	757,197,382	6,729,363	3,440,669	3,092,817
54 MERCATA 1 HOLDING	2,693,249	2,693,249	100.00%	272 SIT	733,829,555	6,521,689	3,334,487	2,997,370
55 RTC KRVAVEC	205,734	205,734	100.00%	3,412 SIT	701,923,261	6,238,131	3,189,506	2,867,047
56 AVTO CELJE	418,077	418,077	100.00%	1,645 SIT	687,736,665	6,112,052	3,125,043	2,809,101
57 GOZDNO GOSP. POSTOJNA	686,273	686,273	100.00%	1,000 SIT	686,273,000	6,099,044	3,118,392	2,803,122
58 NIKO ŽELEZNIKI	35,875	35,875	100.00%	18,900 SIT	678,037,500	6,025,854	3,080,971	2,769,484
59 MELAMIN	466,489	466,489	100.00%	1,428 SIT	666,202,271	5,920,672	3,027,192	2,721,142
60 POTROŠNIK	614,973	730,495	84.19%	1,021 SIT	627,887,433	5,580,160	2,853,091	2,564,643
61 OLJARICA	70,404	70,404	100.00%	8,700 SIT	612,514,800	5,443,541	2,783,238	2,501,853

Issue	Number of shares traded	Number of issued shares	Share of traded shares	Price as of 30 Oct 2001	Market capitalisation as of 31 Oct 2001 (in SIT)	Market capitalisation as of 31 Oct 2001 (in DEM)	Market capitalisation as of 31 Oct 2001 (in EUR)	Market capitalisation as of 31 Oct 2001 (in USD)
62 DANA	356,128	404,231	88.10%	1,705 SIT	607,198,240	5,396,291	2,759,080	2,480,137
63 SATURNUS EMBALAŽA	84,064	85,929	97.83%	7,110 SIT	597,695,040	5,311,834	2,715,898	2,441,320
64 TOV. SLADKORJA ORMOŽ	497,163	497,163	100.00%	1,200 SIT	596,645,316	5,302,505	2,711,128	2,437,033
65 INTARA	101,000	101,000	100.00%	5,900 SIT	595,879,800	5,295,702	2,707,650	2,433,906
66 KOŠAKI TMI MARIBOR	43,236	43,236	100.00%	12,500 SIT	540,450,000	4,803,086	2,455,779	2,207,500
67 PPC GORENJSKI SEJEM	336,091	336,091	100.00%	1,600 SIT	537,745,600	4,779,052	2,443,491	2,196,453
68 GOZDNO GOSPODARSTVO BLED	489,520	611,900	80.00%	979 SIT	479,161,757	4,258,406	2,177,288	1,957,164
69 TEKSTINA	1,127,293	1,503,057	75.00%	413 SIT	465,684,738	4,138,633	2,116,050	1,902,117
70 GRAD PRESTRANEK	43,235	43,235	100.00%	10,400 SIT	449,644,000	3,996,075	2,043,161	1,836,597
71 KLASJE	835,600	835,600	100.00%	530 SIT	442,868,000	3,935,856	2,012,371	1,808,920
72 DRAVINJSKI DOM	216,560	216,560	100.00%	1,999 SIT	432,903,440	3,847,299	1,967,093	1,768,219
73 ELMO	708,000	708,000	100.00%	600 SIT	424,800,000	3,775,282	1,930,271	1,735,120
74 INTES	549,982	549,982	100.00%	766 SIT	421,286,212	3,744,054	1,914,305	1,720,768
75 AVANT HOLDING	706,855	706,855	100.00%	562 SIT	397,323,196	3,531,090	1,805,418	1,622,890
76 NOVOLIT	224,298	224,298	100.00%	1,700 SIT	381,306,600	3,388,747	1,732,639	1,557,469
77 LESNINA EMMI	684,037	714,827	95.69%	540 SIT	369,379,980	3,282,753	1,678,445	1,508,754
78 ALPETOUR POT. AGENCIJA	263,042	263,042	100.00%	1,310 SIT	344,611,324	3,062,629	1,565,898	1,407,585
79 SVILANIT	408,487	410,407	99.53%	830 SIT	339,044,210	3,013,153	1,540,601	1,384,846
80 CAPITA	582,021	582,021	100.00%	550 SIT	320,111,550	2,844,895	1,454,572	1,307,514
81 ŽELEZ. RAVNE - MONTER DRAV.	275,835	444,100	62.11%	1,099 SIT	303,004,748	2,692,863	1,376,839	1,237,641
82 TUS KO-SI	229,456	229,456	100.00%	1,300 SIT	298,292,800	2,650,987	1,355,428	1,218,394
83 INLES RIBNICA	609,005	555,525	109.63%	480 SIT	292,322,400	2,597,927	1,328,299	1,194,008
84 UNITAS	145,115	173,377	83.70%	1,960 SIT	284,425,400	2,527,745	1,292,416	1,161,752
85 ZLATOROG	209,610	209,610	100.00%	1,350 SIT	282,973,500	2,514,842	1,285,818	1,155,822
86 PULSAR HOLDING	939,319	939,319	100.00%	300 SIT	281,795,700	2,504,374	1,280,466	1,151,011
87 MURALES	322,045	322,045	100.00%	824 SIT	265,355,419	2,358,266	1,205,763	1,083,860
88 EGOLES ŠKOFJA LOKA	258,300	258,300	100.00%	1,000 SIT	258,207,012	2,294,737	1,173,281	1,054,662
89 HIDROTEHNIK	330,034	384,472	85.84%	700 SIT	231,023,800	2,053,154	1,049,761	943,630
90 TOTRA PLASTIKA	227,809	227,809	100.00%	1,000 SIT	227,809,000	2,024,584	1,035,153	930,499
91 DOM SMREKA	406,199	406,199	100.00%	550 SIT	223,409,450	1,985,484	1,015,162	912,529
92 GRADIS GP	304,750	304,750	100.00%	700 SIT	213,325,000	1,895,862	969,339	871,338
93 GRADIS SPO	418,740	560,000	74.78%	500 SIT	209,370,000	1,860,713	951,367	855,184
94 BOHOR	209,170	263,067	79.51%	999 SIT	208,960,830	1,857,076	949,508	853,513
95 LIZ INŽENIRING	188,677	235,846	80.00%	1,100 SIT	207,544,700	1,844,491	943,073	847,728
96 KOVINTRADE	114,650	114,650	100.00%	1,801 SIT	206,484,650	1,835,070	938,257	843,399
97 GEA COLLEGE	147,885	147,885	100.00%	1,300 SIT	192,250,500	1,708,568	873,577	785,258
98 KRUH-PECIVO	555,934	654,040	85.00%	301 SIT	167,336,134	1,487,149	760,368	683,494
99 AGROKOMBINAT MARIBOR	403,808	499,291	80.88%	411 SIT	166,005,469	1,475,324	754,321	678,059
100 VOC CELJE	112,151	112,151	100.00%	1,449 SIT	162,506,799	1,444,230	738,423	663,769
101 CREINA	48,594	48,594	100.00%	3,300 SIT	160,365,059	1,425,196	728,691	655,020
102 ZDRAVILIŠČE ROGAŠKA	891,864	961,898	92.72%	170 SIT	151,616,880	1,347,449	688,940	619,288
103 INTEGRAL JESENICE	243,784	256,556	95.02%	612 SIT	149,268,943	1,326,583	678,271	609,698
104 SVILA	1,263,478	1,263,478	100.00%	93 SIT	117,073,871	1,040,459	531,978	478,195
105 IMP ČRPALKE	333,034	333,034	100.00%	350 SIT	116,561,900	1,035,909	529,652	476,104
106 MK TISKARNA	103,954	103,954	100.00%	850 SIT	88,370,256	785,364	401,550	360,953
107 SAVINJA MOZIRJE	105,780	105,780	100.00%	773 SIT	81,767,940	726,688	371,550	333,986
108 MLAJ	67,062	93,000	72.11%	1,200 SIT	80,474,400	715,192	365,672	328,702
109 ALPDOM	47,816	47,816	100.00%	1,450 SIT	69,333,200	616,178	315,047	283,196
110 UPIMO GROUP	215,000	215,000	100.00%	309 SIT	66,435,000	590,421	301,878	271,358
111 AVTOPR. IN SERVISI	308,696	308,696	100.00%	161 SIT	49,700,056	441,694	225,835	203,003
112 SIJAJ HRASTNIK	26,880	26,880	100.00%	1,111 SIT	29,863,680	265,404	135,699	121,980
113 RAZVOJNA DRUŽBA	21,948	21,948	100.00%	1,205 SIT	26,447,340	235,043	120,175	108,026
114 ZASAVSKI RAČUNSKI CENTER	43,466	70,700	61.48%	401 SIT	17,429,866	154,903	79,200	71,193
115 JELEN	50,849	67,798	75.00%	255 SIT	12,966,495	115,236	58,919	52,962
116 DADAS	31,320	31,320	100.00%	301 SIT	9,427,320	83,782	42,837	38,506
<b>Preferred shares</b>	-	-	-	-	<b>1,944,483,280</b>	<b>17,281,009</b>	<b>8,835,641</b>	<b>7,942,356</b>
1 KMEČKA DRUŽBA HOLDING	266,413	266,413	100.00%	6,000 SIT	1,598,478,000	14,205,991	7,263,409	6,529,077
2 HIPOTEKARNA BANKA	79,500	79,500	100.00%	4,000 SIT	318,000,000	2,826,129	1,444,977	1,298,890
3 ZDRAVILIŠČE ROGAŠKA	27,818	30,000	92.73%	960 SIT	26,705,280	237,335	121,348	109,079
4 PRIMOFIN	10,000	10,000	100.00%	130 SIT	1,300,000	11,553	5,907	5,310
<b>TOTAL SHARES</b>					<b>145,299,662,423</b>	<b>1,291,306,920</b>	<b>660,234,833</b>	<b>593,484,976</b>

EXCHANGE RATES		
1 DEM =	112.5214 SIT	as of 30 Oct 2001
1 USD =	244.8245 SIT	as of 30 Oct 2001
1 EUR =	220.0727 SIT	as of 30 Oct 2001

D2) MARKET CAPITALISATION OF BONDS - OFFICIAL MARKET AS OF 30 SEPTEMBER 2001

Issue	Number of issued bonds	Price as of 30 Oct 2001	Principal amt. as of 31 Oct 2001	Currency of denomination	Market capitalisation as of 31 Oct 2001 (in SIT)	Market capitalisation as of 31 Oct 2001 (in DEM)	Market capitalisation as of 31 Oct 2001 (in EUR)	Market capitalisation as of 31 Oct 2001 (in USD)
1 ABANKA 1 <sup>st</sup> issue	20,000	103.40	500.00	DEM	1,163,471,276	10,340,000	5,286,759	4,752,267
2 ABANKA 3 <sup>rd</sup> issue	70,000	96.90	100.00	EUR	1,492,753,124	13,266,393	6,783,000	6,097,238
3 ABANKA 4 <sup>th</sup> issue	100,000	100.10	100.00	EUR	2,202,927,727	19,577,856	10,010,000	8,997,987
4 ABANKA 5 <sup>th</sup> issue	100,000	101.00	100.00	EUR	2,222,734,270	19,753,880	10,100,000	9,078,888
5 BANKA CELJE 3 <sup>rd</sup> issue	100,000	101.00	100.00	EUR	2,222,734,270	19,753,880	10,100,000	9,078,888
6 BANKA CELJE 4 <sup>th</sup> issue	100,000	100.80	100.00	EUR	2,218,332,816	19,714,764	10,080,000	9,060,910
7 BANKA VIPA 2 <sup>nd</sup> issue	8,000	103.00	218.75	DEM	202,819,824	1,802,500	921,604	828,429
8 BANKA VIPA 3 <sup>rd</sup> issue	10,000	100.00	312.50	DEM	351,629,375	3,125,000	1,597,787	1,436,251
9 BANKA VIPA 4 <sup>th</sup> issue	8,000	100.00	375.00	DEM	337,564,200	3,000,000	1,533,876	1,378,801
10 BANKA VIPA 5 <sup>th</sup> issue	10,000	100.00	175.00	EUR	385,127,225	3,422,702	1,750,000	1,573,075
11 BANKA VIPA 6 <sup>th</sup> issue	10,000	100.00	200.00	EUR	440,145,400	3,911,659	2,000,000	1,797,800
12 BANKA VIPA 7 <sup>th</sup> issue	10,000	100.00	200.00	EUR	440,145,400	3,911,659	2,000,000	1,797,800
13 BANKA ZASAVJE OBVEZNICE 2 <sup>nd</sup> issue	18,000	97.10	500.00	DEM	983,324,515	8,739,000	4,468,180	4,016,447
14 BTC HIPOTEKARNE OBVEZNICE	340,000	110.02	92.86	DEM	3,908,538,228	34,735,954	17,760,214	15,964,653
15 DOL. BANKA TOLARSKE	18,000	100.00	50,000.00	SIT	900,000,000	7,998,479	4,089,558	3,676,103
16 DOLENJSKA BANKA DEVIZNE	17,508	100.50	500.00	DEM	989,937,397	8,797,770	4,498,229	4,043,457
17 FACTOR BANKA 1 <sup>st</sup> issue	10,000	100.50	212.60	DEM	240,416,599	2,136,630	1,092,442	981,996
18 HOTELI BERNARDIN	20,000	102.10	1,000.00	DEM	2,297,686,988	20,420,000	10,440,582	9,385,037
19 KREKOVA BANKA 2 <sup>nd</sup> issue	14,000	100.00	500.00	DEM	787,649,800	7,000,000	3,579,044	3,217,202
20 LB SB VELENJE 1 <sup>st</sup> issue	80,000	100.20	10,000.00	SIT	801,600,000	7,123,978	3,642,433	3,274,182
21 NFD INV. SVETOVANJE	16,000	100.00	135,740.00	SIT	2,171,840,000	19,301,573	9,868,739	8,871,008
22 NLB 2 <sup>nd</sup> issue, A series	40,000	100.01	100,000.00	SIT	4,000,400,000	35,552,348	18,177,629	16,339,868
23 NLB 2 <sup>nd</sup> issue, B series	10,000	99.00	500.00	EUR	1,089,359,865	9,681,357	4,950,000	4,449,554
24 NLB 3	12,000	100.00	1,000.00	EUR	2,640,872,400	23,469,957	12,000,000	10,786,798
25 NLB DEVIZNE	20,000	101.31	1,000.00	DEM	2,279,908,607	20,262,000	10,359,797	9,312,420
26 NLB TOLARSKE	27,300	101.00	100,000.00	SIT	2,757,300,000	24,504,672	12,529,042	11,262,353
27 NOVA KBM 1 <sup>st</sup> issue	15,000	100.00	1,000.00	DEM	1,687,821,000	15,000,000	7,669,379	6,894,004
28 NOVA KBM 2 <sup>nd</sup> issue	18,000	100.00	500.00	EUR	1,980,654,300	17,602,468	9,000,000	8,090,098
29 PROBANKA 1 <sup>st</sup> issue	80,000	100.00	2,952.42	SIT	236,193,600	2,099,099	1,073,253	964,747
30 PROBANKA 2 <sup>nd</sup> issue	60,000	101.00	100.00	DEM	681,879,684	6,060,000	3,098,429	2,785,177
31 REPUBLIKA SLOVENIJA 15 <sup>th</sup> issue, H series	47,902	104.00	100,000.00	SIT	4,981,808,000	44,274,316	22,637,101	20,348,486
32 REPUBLIKA SLOVENIJA 10 <sup>th</sup> issue	5,218,961	100.31	8,245.56	SIT	43,166,659,157	383,630,662	196,147,269	176,316,746
33 REPUBLIKA SLOVENIJA 12 <sup>th</sup> issue	963,281	99.80	10,000.00	SIT	9,613,544,380	85,437,476	43,683,494	39,267,085
34 REPUBLIKA SLOVENIJA 13 <sup>th</sup> issue	106,701	100.20	1,000.00	DEM	12,030,158,193	106,914,402	54,664,473	49,137,885
35 REPUBLIKA SLOVENIJA 14 <sup>th</sup> issue	630,400	100.00	10,000.00	SIT	6,304,000,000	56,024,898	28,645,080	25,749,057
36 REPUBLIKA SLOVENIJA 15 <sup>th</sup> issue, E series	89,813	100.31	100,000.00	SIT	9,009,142,030	80,066,032	40,937,118	36,798,368
37 REPUBLIKA SLOVENIJA 15 <sup>th</sup> issue, I series	89,813	104.31	100,000.00	SIT	9,368,394,030	83,258,776	42,569,542	38,265,754
38 REPUBLIKA SLOVENIJA 16 <sup>th</sup> issue	600,000	101.00	10,000.00	SIT	6,060,000,000	53,856,422	27,536,355	24,752,425
39 REPUBLIKA SLOVENIJA 17 <sup>th</sup> issue	900,000	100.00	10,000.00	SIT	9,000,000,000	79,984,785	40,895,577	36,761,027
40 REPUBLIKA SLOVENIJA 18 <sup>th</sup> issue	500,000	102.10	100.00	EUR	11,234,711,335	99,845,108	51,050,000	45,888,836
41 REPUBLIKA SLOVENIJA 19 <sup>th</sup> issue	600,000	100.00	10,000.00	SIT	6,000,000,000	53,323,190	27,263,718	24,507,351
42 REPUBLIKA SLOVENIJA 20 <sup>th</sup> issue	600,000	100.30	10,000.00	SIT	6,018,000,000	53,483,160	27,345,509	24,580,873
43 REPUBLIKA SLOVENIJA 22 <sup>nd</sup> issue	800,000	99.61	10,000.00	SIT	7,968,800,000	70,820,306	36,209,852	32,549,030
44 REPUBLIKA SLOVENIJA 23 <sup>th</sup> issue	400,000	102.60	100.00	EUR	9,031,783,608	80,267,252	41,040,000	36,890,849
45 REPUBLIKA SLOVENIJA 24 <sup>th</sup> issue	1,100,000	100.25	10,000.00	SIT	11,027,500,000	98,003,580	50,108,441	45,042,469
46 REPUBLIKA SLOVENIJA 25 <sup>th</sup> issue	800,000	99.80	10,000.00	SIT	7,984,000,000	70,955,392	36,278,921	32,611,115
47 REPUBLIKA SLOVENIJA 26 <sup>th</sup> issue	337,647	99.08	100.00	EUR	7,362,326,358	65,430,455	33,454,065	30,071,853
48 REPUBLIKA SLOVENIJA 4 <sup>th</sup> issue	267,656	106.99	1,000.00	DEM	32,222,208,084	286,365,154	146,416,198	131,613,495
49 REPUBLIKA SLOVENIJA 8 <sup>th</sup> issue	965,330	98.50	24.13	DEM	2,581,692,319	22,944,012	11,731,088	10,545,073
50 SKB OBVEZNICE 3 <sup>rd</sup> issue	35,000	100.19	400.00	DEM	1,578,292,669	14,026,600	7,171,688	6,446,629
51 SKB OBVEZNICE 4 <sup>th</sup> issue, A series	38,182	100.10	100,000.00	SIT	3,822,018,200	33,967,034	17,367,071	15,611,257
52 SKB OBVEZNICE 4 <sup>th</sup> issue, B series	11,818	97.25	500.00	EUR	1,264,648,321	11,239,180	5,746,503	5,165,530
53 SL. ZADR. KMET. BANKA 3 <sup>rd</sup> issue	200,000	100.00	10,000.00	SIT	2,000,000,000	17,774,397	9,087,906	8,169,117
54 SL.ZADR.KMET.BANKA	10,000	104.00	328.66	DEM	384,605,347	3,418,064	1,747,629	1,570,943
55 SLOV. RAZVOJNA DRUŽBA	50,000	96.56	1,000.00	DEM	5,432,533,192	48,280,000	24,685,175	22,189,500
56 STANOVANJSKI SKLAD 2 <sup>nd</sup> issue	20,000	105.00	96,553.00	SIT	2,027,613,000	18,019,799	9,213,378	8,281,904
57 STANOVANJSKI SKLAD RS 1 <sup>st</sup> issue	70,965	95.00	72.93	DEM	553,234,370	4,916,704	2,513,871	2,259,718
<b>TOTAL</b>					<b>272,143,440,482</b>	<b>2,418,592,734</b>	<b>1,236,606,996</b>	<b>1,111,585,811</b>

EXCHANGE RATES		
1 DEM =	112.5214	SIT as of 30 Oct 2001
1 USD =	244.8245	SIT as of 30 Oct 2001
1 EUR =	220.0727	SIT as of 30 Oct 2001

MARKET CAPITALISATION OF BONDS - FREE MARKET AS OF 30 SEPTEMBER 2001

Issue	Number of issued bonds	Price as of 30 September 2001	Principal amt. as of 30 September 2001	Currency of denomination	Market capitalisation as of 30 Sept 2001 (in SIT)	Market capitalisation as of 30 Sept 2001 (in DEM)	Market capitalisation as of 30 Sept 2001 (in EUR)	Market capitalisation as of 30 Sept 2001 (in USD)
1 AUTOCOMMERCE 1 <sup>st</sup> issue	22,300	106.20	1,000.00	DEM	2,664,799,308	23,682,600	12,108,723	10,884,529
2 BANKA KOPER 2 <sup>nd</sup> issue	3,000	100.00	230.00	USD	168,928,905	1,501,305	767,605	690,000
3 BANKA KOPER 3 <sup>rd</sup> issue	10,000	100.00	500.00	EUR	1,100,363,500	9,779,149	5,000,000	4,494,499
4 BANKA KOPER 4 <sup>th</sup> issue	20,000	100.00	100,000.00	SIT	2,000,000,000	17,774,397	9,087,906	8,169,117
5 BORZNA DRUŽBA POTEZA 2 <sup>nd</sup> issue	15,000	100.10	100.00	EUR	330,439,159	2,936,678	1,501,500	1,349,698
6 KMEČKA DRUŽBA 1 <sup>st</sup> issue	80,000	102.01	100.00	DEM	918,264,641	8,160,800	4,172,551	3,750,706
7 OBČINA ŠMARJE	1,579	102.00	125.00	DEM	22,653,090	201,323	102,935	92,528
8 PROBANKA 4 <sup>th</sup> issue	50,000	108.00	100.00	EUR	1,188,392,580	10,561,481	5,400,000	4,854,059
9 SI.MOBIL 1 <sup>st</sup> issue	5,000	100.00	731.57	DEM	411,586,403	3,657,850	1,870,229	1,681,149
10 SIP STROJNA INDUSTRIJA 1 <sup>st</sup> issue, A series	32,500	100.00	200.00	DEM	731,389,100	6,500,000	3,323,398	2,987,402
11 SIP STROJNA INDUSTRIJA 1 <sup>st</sup> issue, B series	17,250	100.00	200.00	DEM	388,198,830	3,450,000	1,763,957	1,585,621
12 SLOVENSKA ODŠKODNINSKA DR. 2 <sup>nd</sup> issue	7,000,000	72.45	100.00	DEM	57,065,228,010	507,150,000	259,301,713	233,086,264
13 STANOVANJSKI SKLAD 3 <sup>rd</sup> issue	20,000	100.50	99,233.65	SIT	1,994,596,365	17,726,374	9,063,352	8,147,046
14 UBK KONVERTIBILNE	80	98.00	41,223.50	DEM	363,660,433	3,231,922	1,652,456	1,485,392
15 VIPA	4,000	103.70	156.25	DEM	72,927,932	648,125	331,381	297,878
<b>TOTAL</b>					<b>69,421,428,256</b>	<b>616,962,002</b>	<b>315,447,705</b>	<b>283,555,887</b>

EXCHANGE RATES			
1 DEM =	112.5214	SIT as of 30 Oct 2001	
1 USD =	244.8245	SIT as of 30 Oct 2001	
1 EUR =	220.0727	SIT as of 30 Oct 2001	



D3) MARKET CAPITALISATION OF AUTHORISED INVESTMENT FUNDS AS OF  
31 OCTOBER 2001

	Authorised Inv. Fund	Number of shares traded	Price as of 30 October 2001	Market capitalisation as of 31 Oct 2001 (in SIT)	Market capitalisation as of 31 Oct 2001 (in DEM)	Market capitalisation as of 31 Oct 2001 (in EUR)	Market capitalisation as of 31 Oct 2001 (in USD)
1	NFD 1	160,580,300	104.38	16,761,371,714	148,961,635	76,162,885	68,462,804
2	TRIGLAV STEBER 1	147,487,470	111.11	16,387,332,792	145,637,477	74,463,270	66,935,020
3	INFOND ZLAT	336,854,710	48.25	16,253,239,758	144,445,765	73,853,957	66,387,309
4	ATENA 1. SKLAD	297,107,158	44.75	13,295,545,321	118,160,148	60,414,333	54,306,433
5	NFD 2	291,379,659	39.53	11,518,237,920	102,364,865	52,338,331	47,046,917
6	MAKSIMA 1	216,646,243	48.01	10,401,186,126	92,437,404	47,262,501	42,484,254
7	ZVON ENA	137,974,360	69.34	9,567,142,122	85,025,090	43,472,644	39,077,552
8	TRIGLAV STEBER II	195,412,551	40.74	7,961,107,328	70,751,940	36,174,897	32,517,609
9	ID KMEČKA DRUŽBA	92,046,145	69.21	6,370,513,695	56,616,019	28,947,315	26,020,736
10	ZLATA MONETA 1	68,297,800	76.84	5,248,002,952	46,640,043	23,846,679	21,435,775
11	ZVON DVA	141,224,712	35.06	4,951,338,403	44,003,526	22,498,649	20,224,032
12	POMURSKA INV.DRUŽBA 1	35,923,940	119.19	4,281,774,409	38,052,978	19,456,182	17,489,158
13	ZLATA MONETA II	82,333,757	39.49	3,251,360,064	28,895,482	14,774,027	13,280,370
14	PID KMEČKA DRUŽBA	95,913,558	29.77	2,855,346,622	25,376,032	12,974,561	11,662,830
15	VIPA INVEST SOČA	71,171,215	39.70	2,825,497,236	25,110,754	12,838,927	11,540,909
16	KRONA SENIOR	73,170,428	36.18	2,647,306,085	23,527,134	12,029,234	10,813,077
17	VIPA INVEST NANOS	33,096,900	77.00	2,548,461,300	22,648,681	11,580,088	10,409,339
18	MODRA LINIJA	33,352,848	60.20	2,007,841,450	17,844,085	9,123,537	8,201,146
19	VIZIJA DPB	44,074,632	38.77	1,708,773,483	15,186,209	7,764,586	6,979,585
20	NIKA	32,574,698	46.31	1,508,534,264	13,406,643	6,854,709	6,161,696
21	KOMPAS SKLAD 2	44,293,242	29.70	1,315,509,287	11,691,192	5,977,612	5,373,275
22	ARKADA ENA	30,210,725	40.00	1,208,429,000	10,739,548	5,491,045	4,935,899
23	NIKA 1	30,911,102	38.30	1,183,895,207	10,521,512	5,379,564	4,835,689
24	KOMPAS SKLAD 4	41,633,800	27.93	1,162,832,034	10,334,319	5,283,854	4,749,656
25	MODRA LINIJA 2	22,972,015	43.30	994,688,250	8,839,992	4,519,817	4,062,862
26	TRDNJAVA	25,932,762	34.94	906,090,704	8,052,608	4,117,234	3,700,981
27	MERCATA	28,923,982	28.68	829,539,804	7,372,285	3,769,390	3,388,304
28	PID AKTIVA AVANT I	29,520,040	26.60	785,233,064	6,978,522	3,568,062	3,207,330
29	ARKADA DVA	20,087,233	39.00	783,402,087	6,962,250	3,559,742	3,199,852
30	MERCATA 1	26,821,153	26.41	708,346,651	6,295,217	3,218,694	2,893,283
31	TRGATEV	17,585,800	39.07	687,077,206	6,106,191	3,122,047	2,806,407
32	POOBL. POMURSKA INV. DRUŽBA	22,967,400	27.13	623,105,562	5,537,663	2,831,362	2,545,111
33	SETEV	15,405,373	40.00	616,214,920	5,476,424	2,800,052	2,516,966
34	ARKADA TRI	20,135,474	28.40	571,847,462	5,082,122	2,598,448	2,335,744
35	KRONA KRONA	12,871,618	41.50	534,172,147	4,747,294	2,427,253	2,181,857
36	NIKA 2	12,555,868	39.00	489,678,852	4,351,873	2,225,078	2,000,122
37	PLOD	10,478,017	30.50	319,579,519	2,840,167	1,452,154	1,305,341
38	TRDNJAVA I	8,917,902	26.00	231,865,452	2,060,634	1,053,586	947,068
39	MODRA LINIJA 3	5,244,141	34.70	181,971,693	1,617,219	826,871	743,274
40	CAPINVEST 2	5,876,900	29.00	170,430,100	1,514,646	774,426	696,132
	<b>TOTAL</b>			<b>156,653,822,041</b>	<b>1,392,213,588</b>	<b>711,827,601</b>	<b>639,861,705</b>

MARKET CAPITALISATION OF PENSION COUPONS AS OF 31 OCTOBER 2001

Number of coupons traded	Price as of 30 Oct 2001	Market capitalisation (in SIT)	Market capitalisation (in DEM)	Market capitalisation (in EUR)	Market capitalisation (in USD)
121,861,815	48.72	5,937,107,627	52,764,253	26,977,938	24,250,644

EXCHANGE RATES	1 DEM =	112.5214 SIT as of 30 Oct 2001
	1 USD =	244.8245 SIT as of 30 Oct 2001
	1 EUR =	220.0727 SIT as of 30 Oct 2001

## E) OTHER

### E1) INDICATORS AS OF 31 OCTOBER 2001 (shares - official market)

SECTOR	Price as of 30 Oct 2001	Total net profit (loss) in 000 SIT in year 2000	Earning per share as of 31 Dec 2000	P / E <sup>(1)</sup>	Dividend for year 2000	Dividend yield	Book value as of 31 Dec 2000	Market book ratio	Turnover ratio <sup>(2)</sup>
<b>BANKS</b>									
Banka Koper	87,786 SIT	2,360,248	4,546.15 SIT	19.31	4,500 SIT	5.13%	41,542.85 SIT	2.11	0.05
Banka Vipa	63,000 SIT	213,976	1,603.39 SIT	<sup>(4)</sup>	1,600 SIT	2.54%	88,653.92 SIT	<sup>(4)</sup>	0.46
Probanka Maribor	5,350 SIT	387,773	496.09 SIT	<sup>(4)</sup>	242 SIT	4.52%	5,206.37 SIT	<sup>(4)</sup>	0.19
SKB banka	2,223 SIT	0	0	<sup>(4)</sup>	0	0.00%	3,502.69 SIT	0.63	0.25
<b>CHEMICALS</b>									
Etol Celje	24,500 SIT	453,588	1,663.53 SIT	14.42	1,500 SIT	6.12%	34,734.96 SIT	0.71	0.32
Sava Kranj	17,000 SIT	1,630,157	996.67 SIT	17.06	480 SIT	2.82%	27,749.36 SIT	0.61	0.29
<b>CONSTRUCTION</b>									
Gradbeno podjetje Grosuplje	4,350 SIT	(642,963)	(4,052.47 SIT)	<sup>(4)</sup>	0	0.00%	23,749.13 SIT	<sup>(4)</sup>	0.02
<b>FOOD AND BEVERAGES</b>									
Droga Portorož	39,199 SIT	1,505,353	5,344.10 SIT	7.34	1,625 SIT	4.15%	45,585.34 SIT	0.86	0.26
Kolinska Ljubljana	3,078 SIT	871,611	275.58 SIT	11.17	100 SIT	3.25%	4,354.71 SIT	0.71	0.31
Mlinotest Ajdovščina	1,378 SIT	221,615	102.69 SIT	13.42	20 SIT	1.45%	1,825.63 SIT	0.75	0.21
Pivovarna Laško	5,481 SIT	1,492,896	279.64 SIT	17.44	140 SIT	2.55%	4,453.80 SIT	1.23	0.44
Pivovarna Union	63,422 SIT	1,273,341	2,943.30 SIT	21.52	615 SIT	0.97%	37,774.97 SIT	1.68	1.09
Radenska Radenci	905 SIT	(3,919,242)	(779.03 SIT)	<sup>(4)</sup>	0	0.00%	3,310.01 SIT	<sup>(4)</sup>	0.03
Žito Ljubljana	16,438 SIT	639,518	1,859.30 SIT	8.84	510 SIT	3.10%	46,723.17 SIT	0.35	0.23
<b>HEALTH RESORTS</b>									
Terme Čatež	16,499 SIT	722,346	1,630.37 SIT	10.12	500 SIT	3.03%	26,972.79 SIT	0.61	0.19
Zdravilišče Moravske Toplice	1,212 SIT	253,688	88.64 SIT	13.33	0	0.00%	2,587.98 SIT	0.47	0.10
<b>HOUSEHOLD APPLIANCES</b>									
Gorenje	1,999 SIT	2,884,829	236.46 SIT	8.45	70 SIT	3.50%	3,508.59 SIT	0.57	0.26
<b>NON-METALS</b>									
Comet Zreče	1,980 SIT	340,540	203.01 SIT	9.75	0	0.00%	2,473.60 SIT	0.80	0.34
<b>OIL AND GAS</b>									
Istrabenz Koper	4,988 SIT	276,483	53.38 SIT	85.43	80 SIT	1.60%	3,977.81 SIT	1.25	0.17
Petrol Ljubljana	22,376 SIT	645,762	314.43 SIT	71.16	500 SIT	2.23%	27,265.85 SIT	0.82	0.32
<b>OTHER FINANCIAL INTERMEDIATION</b>									
Nika Brežice	291 SIT	177,013	369 SIT	0.79	0	0.00%	929.43 SIT	0.31	0.01
<b>PHARMACEUTICALS</b>									
Krka Novo mesto	26,184 SIT	7,112,521	2,106.15 SIT	12.43	700 SIT	2.67%	19,578.49 SIT	1.34	0.22
Lek Ljubljana	41,549 SIT	6,136,667	3,261.54 SIT	12.74	950 SIT	2.29%	28,383.49 SIT	1.46	0.27
<b>PUBLISHING</b>									
Delo Ljubljana	14,502 SIT	889,281	1,332.33 SIT	10.88	1,000 SIT	6.90%	6,524.98 SIT	2.22	0.23
<b>REAL ESTATE / TRADE</b>									
Blagovno trgovinski center BTC	16,500 SIT	1,208,763	1,672.01 SIT	9.87	350 SIT	2.12%	22,702.13 SIT	0.73	1.30
<b>TRANSPORT</b>									
Aerodrom Ljubljana <sup>(5)</sup>	3,041 SIT	1,156,795	304.70 SIT	9.98	166 SIT	5.46%	3,812.35 SIT	0.80	0.19
Intereuropa Koper	3,489 SIT	1,717,626	238.21 SIT	14.65	160 SIT	4.59%	3,195.77 SIT	1.09	0.38
Luka Koper <sup>(5)</sup>	3,179 SIT	2,900,367	207.17 SIT	15.35	150 SIT	4.72%	3,367.95 SIT	0.94	0.15
<b>TRADE</b>									
Delo Prodaja	5,608 SIT	414,958	704.37 SIT	7.96	360 SIT	6.42%	4,498.94 SIT	1.25	0.69
Emona obala Koper <sup>(3)</sup>	2,300 SIT	347,269	230.15 SIT	9.99	0	0.00%	6,514.99 SIT	0.35	0.34
Koloniale Maribor	1,386 SIT	63,948	98.30 SIT	14.10	0	0.00%	3,729.84 SIT	0.37	0.09
Kompas MTS	1,351 SIT	1,740,250	493.45 SIT	2.74	800 SIT	59.21%	4,479.24 SIT	0.30	0.36
Kovinotehna Celje	320 SIT	(1,296,671)	(316.35 SIT)	<sup>(4)</sup>	0	0.00%	1,639.34 SIT	<sup>(4)</sup>	0.04
Mercator Ljubljana	16,231 SIT	4,008,563	1249.36 SIT	12.99	300 SIT	1.85%	20,715.63 SIT	0.78	0.38
Salus Ljubljana	41,898 SIT	870,572	6,527.54 SIT	6.42	3,000 SIT	7.16%	38,364.43 SIT	1.09	0.08
Merkur Kranj	14,515 SIT	233,318	258.29 SIT	56.19	550 SIT	3.79%	26,297.28 SIT	0.55	0.05
Tehnounion Ljubljana	9,836 SIT	200,354	2,405.90 SIT	4.09	0	0.00%	49,044.68 SIT	0.20	0.27
Živila Kranj	10,787 SIT	400,389	1,387.24 SIT	7.78	0	0.00%	31,423.21 SIT	0.34	0.15

Calculated on the basis of nonconsolidated financial statement for 2000. Statements are consolidated for the following issues: Emona obala Koper, Istrabenz, Lek, Mercator, Merkur, Petrol, Radenska, Sava, Tehnounion, Živila and Žito. An average number of shares traded in year 2000 has been used for the calculations.

<sup>(1)</sup> P / E = PRICE / EARNING PER SHARE

<sup>(2)</sup> Yearly turnover / average capitalisation as of 31 October 2001, 30 April 2001 and 31 October 2000.

<sup>(3)</sup> Shares of daughter company are excluded.

<sup>(4)</sup> Not applicable.

<sup>(5)</sup> Calculation of P/E for Aerodrom and Luka Koper includes common and preferred shares.

## E2) RECORD VALUES

### RECORD DAILY TURNOVER IN YEAR 2001

**12 JULY 2001**

	Value (in SIT)	Number of bargains	Volume in pieces
Order book trades	505,701,563	903	1,203,552
Cross trades	322,782,621	176	322,466
Block trades	9,229,267,239	28	492,150
<b>Total</b>	<b>10,057,751,423</b>	<b>1,107</b>	<b>2,018,168</b>

### MAX AND MIN VALUE OF TURNOVER AND INDICES

	In year 2001		In years 1989-2000	
Monthly turnover (in SITm)	35,868	September 2001	53,123	December 2000
Daily turnover (in SITm)	10,058	12 July 2001	7,716	27 Dec 2000
Number of bargains per day	2,013	12 Sept 2001	5,900	8 July 1999
Value of block trade (in SITm)	1,769	12 July 2001	3,995	24 Nov 1998
Max value of SBI 20 index	2,035.76	7 Sept 2001	2,026.47	10 Aug 1998
Min value of SBI 20 index	1,700.24	25 Apr 2001	891.93	10 Sep 1996
Max value of SBI 20NT index	1,988.54	30 Oct 2001	1,871.02	8 Sept 1999
Min value of SBI 20NT index	1,661.96	9 May 2001	1,437.30	1 July 1998
Max value of IPT index	1,713.06	30 Oct 2001	1,806.98	30 Dec 1999
Min value of IPT index	1,415.06	23 May 2001	1,318.83	1 July 1998
Max value of PIX index	1,558.97	9 Jan 2001	1,633.77	19 Oct 1999
Min value of PIX index	1,328.44	23 May 2001	965.15	29 Apr 1999
Max value of FOOD AND BEVERAGES index	1,946.64	29 Oct 2001	2,128.13	7 Aug 1998
Min value of FOOD AND BEVERAGES index	1,499.15	3 May 2001	1,551.34	3 Apr 2000
Max value of PHARMACEUTICALS index	2,182.30	9 Jan 2001	2,623.07	11 Aug 1998
Min value of PHARMACEUTICALS index	1,864.01	25 Apr 2001	1,558.05	25 May 2000
Max value of CHEMICALS index	1,869.96	29 Aug 2001	2,176.97	6 Aug 1998
Min value of CHEMICALS index	1,599.36	14 Mar 2001	1,476.44	1 July 1998
Max value of OIL AND GAS index	2,554.88	10 Sept 2001	2,488.67	21 Aug 1998
Min value of OIL AND GAS index	1,745.14	14 Mar 2001	1,591.73	27 June 2000
Max value of TRANSPORT index	1,959.64	6 Sept 2001	1,731.88	3 Sep 1999
Min value of TRANSPORT index	1,544.80	30 Mar 2001	1,132.46	1 July 1998
Max value of TRADE index	1,793.99	9 Jan 2001	2,195.82	31 Jan 2000
Min value of TRADE index	1,452.18	22 May 2001	1,172.80	1 July 1998
Max value of BIO index	110.08	17 Sept 2001	113.52	14 Dec 1995
Min value of BIO index	107.81	21 Mar 2001	100.46	5 July 1995

## E3) NEW LISTED SECURITIES AND CHANGES IN YEAR 2001

### NEW LISTED LONG - TERM SECURITIES ON LJUBLJANA STOCK EXCHANGE IN YEAR 2001

#### OFFICIAL MARKET

##### SHARES

Issuer	Trading code	Type of share	Nominal value	Listing date	First trading day
Geodetski zavod Slovenije	GZRG	common	1,000 SIT	14 Dec 2000	8 Jan 2001
Delo Prodaja	DPRG	common	1,000 SIT	25 Jan 2001	12 Feb 2001

##### BONDS

Issuer	Trading code	Nomin. value of issue	Issue	Listing date	First trading day
Banka Celje	BCE4	10,000,000 EUR	4 <sup>th</sup> issue	25 Jan 2001	9 Feb 2001
Republika Slovenija	RS22	8,000,000,000 SIT	22 <sup>nd</sup> issue	15 Feb 2001	22 Feb 2001
Republika Slovenija	RS23	40,000,000 EUR	23 <sup>rd</sup> issue	15 Feb 2001	20 Feb 2001
Republika Slovenija	RS24	4,996,000,000 SIT	24 <sup>th</sup> issue	16 Mar 2001	22 Mar 2001
Republika Slovenija	RS25	8,000,000,000 SIT	25 <sup>th</sup> issue	20 Apr 2001	3 May 2001
Republika Slovenija	RS26	14,200,000 EUR	26 <sup>th</sup> issue	4 June 2001	14 June 2001
Banka Vipa	VIP7	2,000,000 EUR	7 <sup>th</sup> issue	9 July 2001	19 July 2001
Nova Ljubljanska banka	NLB5	12,000,000 EUR	3 <sup>rd</sup> issue	17 Sept 2001	27 Sept 2001
Abanka	AB05	10,000,000 EUR	5 <sup>th</sup> issue	17 Sept 2001	26 Sept 2001
Nova kreditna banka Maribor	NKBM3	2,000,000,000 SIT	3 <sup>th</sup> issue	29 Oct 2001	14 Nov 2001
Nova kreditna banka Maribor	NKBM4	9,000,000 EUR	4 <sup>th</sup> issue	29 Oct 2001	14 Nov 2001

#### FREE MARKET

##### SHARES

Issuer	Trading code	Type of share	Listing date	First trading day
Certius holding, družba za investiranje	CERR	common	10 Jan 2001	15 Jan 2001
Mercata holding	MEHR	common	30 Jan 2001	9 Feb 2001
Mercata 1 holding	MHLR	common	30 Jan 2001	9 Feb 2001
Kmečka družba holding, finančna družba	KDHR	preferred	31 Jan 2001	5 Feb 2001
ELMO Ljubljana	IELG	common	16 Feb 2001	22 Feb 2001
CM Celje	CEMG	common	19 Feb 2001	1 Mar 2001
Murales Ljutomer	MULG	common	20 Feb 2001	2 Mar 2001
MLAJ Zadobrova	MTZG	common	11 June 2001	20 June 2001
Kmečka družba holding, finančna družba	KDHP	common	12 July 2001	18 July 2001
KS1 - naložbe	KSNR	common	7 Aug 2001	10 Aug 2001
Pulsar holding	PLHR	common	8 Aug 2001	13 Aug 2001
Aktiva Avant, finančna družba	AAFR	common	13 Aug 2001	16 Aug 2001
POM-INVEST	POIR	common	16 Oct 2001	19 Oct 2001

##### BONDS

Issuer	Trading code	Nominal value of issue	Issue	Listing date	First trading day
Probanka	PRB4	5,000,000 EUR	4 <sup>th</sup> issue	6 Mar 2001	15 Mar 2001
Stanovanjski sklad RS	SSR3	2,000,000,000 SIT	3 <sup>rd</sup> issue	21 May 2001	28 May 2001

#### AUTHORISED INVESTMENT FUNDS

Issuer	Trading code	Type of share	Listing date	First trading day
PID Kmečka družba	KDPN	common	1 Feb 2001	9 Feb 2001
ID Kmečka družba	KDIN	common	1 Feb 2001	9 Feb 2001
PID AKTIVA AVANT I	AAPR	common	13 Aug 2001	22 Aug 2001
Pooblaščen pomurska inv. družba	PPIR	common	17 Oct 2001	n.a.

### DELISTED LONG - TERM SECURITIES IN YEAR 2001

#### OFFICIAL MARKET

##### SHARES

Issuer	Trading code	Type of share	Delisting date
Dolenjska banka	DOBR	common	15 Oct 2001

#### FREE MARKET

##### SHARES

Issuer	Trading code	Type of share	Delisting date
Tovarna krmil Žalec	TKZG	common	22 Jan 2001
Gruda Ljubljana	GRUG	common	12 Mar 2001
Dolina trgovina	DVEG	common	19 Mar 2001
Lisca Sevnica	LISG	common	21 Mar 2001
Mercator Gorenjska	LOKG	common	26 July 2001
Rudnik Mežica	RMEG	common	26 July 2001
Kruh Koper	KKPG	common	7 Aug 2001

#### AUTHORISED INVESTMENT FUNDS

Issuer	Trading code	Type of share	Delisting date
Certius 1	CE1N	common	10 Jan 2001
PID Kmečka družba	KMON	common	15 Jan 2001
Maxima 2 Ljubljana	MX2N	common	5 July 2001
Maxima 3 Ljubljana	MX3N	common	5 July 2001
Kompas sklad 1	KS1N	common	8 Aug 2001
Pulsar Ljubljana	PLON	common	9 Aug 2001
Aktiva Avant I	AA1N	common	13 Aug 2001
Pomurska investicijska družba 2	PM2N	common	8 Oct 2001

EXTENDED LISTING OF LONG - TERM SECURITIES IN YEAR 2001

OFFICIAL MARKET

SHARES

Issuer	Trading code	Type of share	Number of shares before extension	Number of shares after extension	Extension date
Salus	SALR	common	116,470	124,960	12 Jan 2001
Dolenjska banka	DOBR	common	279,290	376,515	28 Aug 2001
Lek	LEKB	preferred	138,730	138,820	10 Sept 2001
SKB banka	SKBB	common	7,800,000	8,749,298	5 Oct 2001

BONDS

Issuer	Trading code	Issue	Number of bonds before extension	Number of bonds after extension	Extension date
Republic of Slovenia	RS23	23 <sup>rd</sup> issue	169,045	400,000	14 Mar 2001
Republic of Slovenia	RS24	24 <sup>th</sup> issue	331,000	499,600	19 Apr 2001
Republic of Slovenia	RS25	25 <sup>th</sup> issue	318,790	800,000	5 June 2001
Republic of Slovenia	RS24	24 <sup>th</sup> issue	499,600	1,100,000	17 Oct 2001
Republic of Slovenia	RS26	26 <sup>th</sup> issue	142,000	337,647	17 Oct 2001

FREE MARKET

SHARES

Issuer	Trading code	Type of share	Number of shares before extension	Number of shares after extension	Extension date
JATA	JMLG	common	91,322	119,602	22 Jan 2001
KD Group	SKDR	common	20,000	99,176	21 Sept 2001

BONDS

Issuer	Trading code	Issue	Number of bonds before extension	Number of bonds after extension	Extension date
Slovenska odškodninska družba	SOS2	2 <sup>nd</sup> issue	5,000,000	7,000,000	8 Oct 2001

AUTHORISED INVESTMENT FUNDS

Issuer	Trading code	Type of share	Number of shares before extension	Number of shares after extension	Extension date
Maxima 1 Ljubljana	MX1N	common	93,990,312	216,646,243	5 July 2001

PENSION COUPONS

Issuer	Trading code	Number of shares before extension	Number of shares after extension	Extension date
Kapitalska družba	PBON	143,690,036	143,599,295	9 March 2001

REDUCED LISTING OF LONG - TERM SECURITIES IN YEAR 2001

FREE MARKET

SHARES

Issuer	Trading code	Type of share	Number of shares before reduction	Number of shares after reduction	Reduction date
JATA REJA Ljubljana	JRDG	common	93,859	84,474	4 Jan 2001
Cetis	CETG	common	220,642	200,000	16 Jan 2001
VALKARTON d.d. Logatec	VLOG	common	871,157	852,097	2 Mar 2001
Kmečka družba holding	KDHR	common	1,191,382	924,969	12 July 2001
Intertrade ITS	ITSG	common	1,410,000	1,260,000	17 Sept 2001

AUTHORISED INVESTMENT FUNDS

Issuer	Trading code	Type of share	Number of shares before reduction	Number of shares after reduction	Reduction date
Mercata	MRON	common	57,913,162	28,923,982	16 Jan 2001
Mercata 1	MR1N	common	53,753,643	26,821,153	16 Jan 2001

EXPIRED BONDS IN YEAR 2001

Issuer	Trading code	Issue	Market	Last trading day
Slovenska zadružna kmetijska banka	ZKB2	2 <sup>nd</sup> issue	official market	1 Apr 2001
Abanka	AB02	2 <sup>nd</sup> issue	official market	1 May 2001
Krekova banka	KRB1	1 <sup>st</sup> issue	official market	1 July 2001
Poštna banka Slovenije	PBS1	1 <sup>st</sup> issue	official market	1 Sept 2001
Banka Celje	BCE2	2 <sup>nd</sup> issue	official market	15 Sept 2001
Občina Laško	OLSO	1st issue	free market	1 Oct 2001
Factor banka	FB03	3 <sup>rd</sup> issue	official market	31 Oct 2001

## F) LIST OF SECURITIES - OCTOBER 2001

### F1) OFFICIAL MARKET (1)

#### CORPORATE BONDS

	Issuer	Trading code	First trading day	Nominal value of issue traded	Coupon interest rate	Maturity	Sector
1	ABANKA	AB01	8 Jan 1996	10 DEMm	10% p.a.	1996-2002	banking
2	ABANKA	AB03	14 June 1999	7 EURm	5% p.a.	1998-2005	banking
3	ABANKA	AB04	27 Dec 2000	10 EURm	6.25% p.a.	2000-2007	banking
4	ABANKA	AB05	26 Sept 2001	10 EURm	6% p.a.	2001-2006	banking
5	BANKA CELJE	BCE3	6 Mar 2000	10 EURm	6% p.a.	1999-2005	banking
6	BANKA CELJE	BCE4	9 Feb 2001	10 EURm	6% p.a.	2000-2006	banking
7	BLAGOVNO TRGOVINSKI CENTER	BTC1	24 Feb 1997	34 DEMm	10.5% p.a.	1996-2008	retail, wholesale and real estate trade
8	LB BANKA ZASAVJE	BZ02	14 Jan 1997	9 DEMm	7.5% p.a.	1996-2004	banking
9	LB SB VELENJE	BV01	20 June 1997	800 SITm	7.5%p.a. + TOM	1997-2002	banking
10	KREKOVA BANKA	KRB1	24 Feb 1997	10 DEMm	7.5% p.a.	1996-2001	banking
11	KREKOVA BANKA	KRB2	14 Apr 1998	7 DEMm	7% p.a.	1997-2002	banking
12	BANKA VIPA	VP02	25 Oct 1995	4 DEMm	10% p.a.	1995-2005	banking
13	BANKA VIPA	VIP3	13 Nov 1996	5 DEMm	7.5% p.a.	1996-2006	banking
14	BANKA VIPA	VIP4	3 Dec 1997	4 DEMm	7% p.a.	1997-2007	banking
15	BANKA VIPA	VIP5	24 Dec 1998	2 EURm	6% p.a.	1998-2008	banking
16	BANKA VIPA	VIP6	6 Mar 2000	2 EURm	5.5% p.a.	1999-2009	banking
17	BANKA VIPA	VIP7	19 July 2001	2 EURm	6.2% p.a.	2001-2010	banking
18	DOLENJSKA BANKA	DB01	21 Dec 1998	900 SITm	7% p.a.+ TOM	1997-2002	banking
19	DOLENJSKA BANKA	DB02	18 Dec 1998	8.754 DEMm	6.8% p.a.	1997-2002	banking
20	FACTOR BANKA	FB01	23 May 1996	10 DEMm	9.5% p.a.	1995-2002	banking
21	HOTELI BERNARDIN	HTB1	28 June 1999	20 DEMm	8.5% p.a.	1999-2009	hotel and restaurant activities
22	NFD	NI01	21 Dec 1999	2,171.84 SITm	5.5% p.a. + TOM	1999-2006	investment consulting
23	NOVA KBM	KBM1	5 Oct 1998	15 DEMm	6% p.a.	1998-2003	banking
24	NOVA KBM	KBM2	14 Nov 2000	9 EURm	5.9% p.a.	2000-2006	banking
25	NOVA KBM	KBM3	14 Nov 2001	2,000 SITm	5.8 % p.a.+TOM	2001-2006	banking
26	NOVA KBM	KBM4	14 Nov 2001	9 EURm	6 % p.a.	2001-2006	banking
27	NOVA LJUBLJANSKA BANKA	NLB1	29 Dec 1997	2,730 SITm	6.75% p.a. + TOM	1997-2002	banking
28	NOVA LJUBLJANSKA BANKA	NLB2	29 Dec 1997	20 DEMm	7% p.a.	1997-2002	banking
29	NOVA LJUBLJANSKA BANKA	NLB3	18 July 2000	4,000 SITm	5.25% p.a. + TOM	2000-2005	banking
30	NOVA LJUBLJANSKA BANKA	NLB4	18 July 2000	5 EURm	5.65% p.a.	2000-2005	banking
31	NOVA LJUBLJANSKA BANKA	NLB5	27 Sept 2001	12 mio EUR	5.8% p.a.	2000-2005	banking
32	PROBANKA	PRB1	15 July 1996	800 SITm	6% p.a. + TOM	1995-2003	banking
33	PROBANKA	PRB2	3 Nov 1997	6 DEMm	8% p.a.	1995-2003	banking
34	SKB BANKA	SKB3	14 Mar 1997	35 DEMm	7.5% p.a.	1996-2003	banking
35	SKB BANKA	SKB4A	30 Dec 1999	3,818.2 SITm	5.25% p.a. + TOM	1999-2005	banking
36	SKB BANKA	SKB4B	30 Dec 1999	5,909 EURm	5.25% p.a.	1999-2006	banking
37	STANOVANJSKI SKLAD RS	SSR1	4 July 1996	8 DEMm	6% p.a.	1995-2010	national mortgage agency
38	STANOVANJSKI SKLAD RS	SSR2	30 June 1998	7.0965 DEMm	7.2% p.a. + TOM	1998-2008	national mortgage agency
39	SLOVENSKA ZADRUŽNA KMETIJSKA BANKA	ZBK1	10 July 1995	5 DEMm	10% p.a.	1994-2004	banking
40	SLOVENSKA ZADRUŽNA KMETIJSKA BANKA	SZB3	15 Mar 2000	2,000 SITm	5.3% p.a. + TOM	1999-2005	banking

#### MUNICIPAL and GOVERNMENT BONDS

	Issuer	Trading code	First trading day	Nominal value of issue traded	Coupon interest rate	Maturity	Sector
1	REPUBLIC OF SLOVENIA	RS04	6 Aug 1998	267.656 DEMm	8% p.a.	1996-2022	government bond
2	REPUBLIC OF SLOVENIA	RS08	24 Nov 1993	96.53 DEMm	5% p.a.	1993-2003	government bond
3	REPUBLIC OF SLOVENIA	RS10	14 June 1999	52,189.61 SITm	4.5% p.a. + TOM	1997-2007	government bond
4	REPUBLIC OF SLOVENIA	RS12	14 June 1999	3,032 SITm	4.5% p.a. + TOM	1997-2002	government bond
5	REPUBLIC OF SLOVENIA	RS13	14 June 1999	106.701 DEMm	5.55% p.a.	1998-2008	government bond
6	REPUBLIC OF SLOVENIA	RS14	29 Feb 2000	6,304 SITm	4% p.a. + TOM	1999-2003	government bond
7	REPUBLIC OF SLOVENIA ISSUE	RSE	29 Feb 2000	8,981.3 SITm	5.1 % p.a. + TOM	1995-2002	government bond
8	REPUBLIC OF SLOVENIA ISSUE	RSH	29 Feb 2000	8,866 SITm	5.55 % p.a. + TOM	1995-2005	government bond
9	REPUBLIC OF SLOVENIA ISSUE	RSI	23 Jan 1997	8,981.3 SITm	5.7 % p.a. + TOM	1995-2006	government bond
10	REPUBLIC OF SLOVENIA ISSUE	RS16	15 Mar 2000	6,000 SITm	4.2 % p.a. + TOM	2000-2003	government bond
11	REPUBLIC OF SLOVENIA ISSUE	RS17	15 Mar 2000	9,000 SITm	4.7 % p.a. + TOM	2000-2005	government bond
12	REPUBLIC OF SLOVENIA ISSUE	RS18	15 May 2000	50 EURm	6% p.a.	2000-2010	government bond
13	REPUBLIC OF SLOVENIA ISSUE	RS19	18 Aug 2000	6,000 SITm	4.2 % p.a. + TOM	2000-2003	government bond
14	REPUBLIC OF SLOVENIA ISSUE	RS20	12 Dec 2000	6,000 SITm	4.2% p.a. + TOM	2000-2003	government bond
15	REPUBLIC OF SLOVENIA	RS22	22 Feb 2001	8,000 SITm	4.7% p.a. + TOM	2001-2006	government bond
16	REPUBLIC OF SLOVENIA	RS23	20 Feb 2001	40 EURm	6% p.a.	2001-2011	government bond
17	REPUBLIC OF SLOVENIA	RS24	22 Mar 2001	1,100 SITm	4.2% p.a. + TOM	2001-2004	government bond
18	REPUBLIC OF SLOVENIA	RS25	3 May 2001	8,000 SITm	4.7% p.a. + TOM	2001-2006	government bond
19	REPUBLIC OF SLOVENIA	RS26	14 June 2001	33.7647 EURm	5.375% p.a.	2001-2011	government bond
20	SLOVENSKA RAZVOJNA DRUŽBA	SKR1	3 July 1995	50 DEMm	5% p.a.	1993-2003	development fund of Republic Slovenia

**TOM** (abbreviation for: "temeljna obrestna mera"- base interest rate) - indexation factor, calculated as twelve month average of monthly consumer price index

## F1) OFFICIAL MARKET (2)

### COMMON SHARES

	Issuer	Trading code	First trading day	Nominal value of issue listed	Number of shares traded	Isin code	Sector
1	AERODROM LJUBLJANA	AELG	8 Oct 1997	1,936.229 SITm	1,936,229	SI0031103276	airport services
2	BANKA KOPER	BKP	14 Mar 2000	5,313.59 SITm	531,359	SI 002110547 1	banking
3	BLAGOVNO TRGOVINSKI CENTER BTC	BTC	4 Oct 1994	5,806.624 SITm	725,828	SI0031100504	retail, wholesale and real estate trade
4	COMET ZREČE	CHZG	2 Nov 1998	1,700.688 SITm	1,700,688	SI0031104407	grinding wheels and other non-metals production
5	DELO LJUBLJANA	DELR	13 Jan 1999	667.464 SITm	667,464	SI 003110445 6	publishing
6	DELO PRODAJA	DPRG	12 Feb 2001	593.549 SITm	593,549	SI0031107079	trade
7	DROGA PORTOROŽ	DRPG	12 June 1996	2,827.68 SITm	282,768	SI0031100256	food processing industry
8	EMONA OBALA KOPER	EOKG	7 Jan 1998	1,741.456 SITm	1,741,456	SI0031102682	commerce
9	ETOL CELJE	ETOG	21 Feb 1997	2,745.76 SITm	274,576	SI0031101338	essential oils and fragrances production
10	GEODETSKI ZAVOD SLOVENIJE	GZRG	8 Jan 2001	379.820 SITm	379,820	SI0031110339	surveying and cartography
11	GORENJE VELENJE	GRVG	10 Nov 2000 official market (2 June 1998 free market)	12,200 SITm	12,200,000	SI0031104076	household appliances
12	GRADBENO PODJETJE GROSUPLJE	GPG	23 Dec 1994	19,941.1 SITm	199,411	SI0031100728	construction industry
13	INTEREUROPA KOPER	IEKG	12 Jan 1998	7,210.7 SITm	7,210,700	SI0031100090	retail trade
14	ISTRABENZ KOPER	ITBG	16 June 1997	5,180 SITm	5,180,000	SI0031102070	holding companies management
15	KOMPAS MTS	MTSG	8 Dec 2000	3,526.714 SITm	3,526,714	SI0031103706	catering service, border-crossing and tourist services
16	KOLINSKA LJUBLJANA	KOLR	8 Jan 1996	3,166.992 SITm	3,166,992	SI0031100058	food processing industry
17	KOLONIALE VELETRGOVINA MARIBOR	KLMG	30 July 1999	650.516 SITm	650,516	SI 003110515 6	domestic market food and non food products wholesale
18	KOVINOTEHNA CELJE	KCEG	17 July 1996	4,124.504 SITm	4,124,504	SI0031100157	commerce industry
19	KRKA TOVARNA ZDRAVIL NOVO MESTO	KRKG	4 Nov 1997	14,170.448 SITm	3,542,612	SI0031102120	pharmaceutical & chemical industry
20	LEK LJUBLJANA	LEKA	11 Sep 1996	10,743.738 SITm	1,790,623	SI0031100645	pharmaceuticals
21	LUKA KOPER	LKPG	20 Nov 1996	7,140 SITm	7,140,000	SI0031101346	transport
22	MERCATOR LJUBLJANA	MELR	22 Dec 1997	32,085.04 SITm	3,208,504	SI0031100082	commerce industry, agriculture
23	MERKUR KRANJ	MER	30 Nov 1998	91,258.5 SITm	912,585	SI0031104639	wholesale and retail trade
24	MLINOTEST AJDOVŠČINA	MAJG	3 Apr 2000	2,389.177 SITm	2,389,177	SI 003110820 0	food processing industry
25	NIKA BREŽICE	NIKA	23 June 1992	479.688 SITm	479,688	SI0031100793	financial consultancy and services
26	PETROL LJUBLJANA	PETG	5 May 1997	12,517.806 SITm	2,086,301	SI0031102153	crude-oil and gas trade
27	PIVOVARNA LAŠKO	PILR	1 Feb 2000	6,363.405 SITm	6,363,405	SI 003110741 8	brewery
28	PIVOVARNA UNION	PULG	6 Mar 2000	4,511.14 SITm	451,114	SI 003110907 5	brewery and soft drinks
29	RADENSKA RADENCI	RARG	3 Apr 1997	5,061.856 SITm	5,061,856	SI0031102302	health resort
30	SALUS LJUBLJANA	SALS	16 Jan 1992	124.97 SITm	124,970	SI 003110568 5	full-line pharmaceutical
31	SAVA KRANJ	SAVA	6 Jan 2000	17,209.87 SITm	1,720,987	SI0031108457	wholesale chemicals
32	SKB BANKA	SKBB	19 Nov 1991	8,749.298 SITm	8,749,298	SI0021100670	banking
33	TEHNOUNION LJUBLJANA	TEHG	26 Nov 1998	840.05 SITm	84,005	SI0031100025	sales agent and marketing of motor vehicles
34	TERME ČATEŽ	TCRG	26 Aug 1993	2,699.886 SITm	449,981	SI0031100637	health resort
35	ZDRAVILIŠČE MORAVSKE TOPLICE	ZMTG	25 Sep 1997	2,861.843 SITm	2,861,843	SI0031103250	health resort
36	ŽIVILA KRANJ	ZKNG	15 May 2000	3,199.97 SITm	319,997	SI 003110678 2	trade and catering industry
37	ŽITO LJUBLJANA	ZTOG	20 Mar 2000	3,374.46 SITm	337,446	SI 003110844 0	flour, bread, pasta and sweets production

### PREFERRED SHARES

	Issuer	Trading code	First trading day	Nominal value of issue listed	Number of shares traded	Isin code	Sector
1	KOVINOTEHNA CELJE	KCEU	17 July 1996	527.955 SITm	527,955	SI 003120001 5	iron and nonferrous metals production - wholesale trade, retail trade
2	LEK LJUBLJANA	LEKB	6 May 1999	832.920 SITm	138,820	SI 003120027 0	pharmaceuticals
3	PROBANKA MARIBOR	PRBP	30 Mar 1993	400 SITm	400,000	SI 002120040 5	banking
4	VIPA BANKA	VPPP	28 June 1994	350 SITm	17,500	SI 002120031 4	banking

## F2) FREE MARKET (1)

### CORPORATE BONDS

	Issuer	Trading code	First trading day	Nominal value of issue traded	Interest rate	Maturity	Sector
1	AUTOCOMMERCE LJUBLJANA	ACL1	15 Dec 1997	22.3 DEMm	8% p.a.	1997-2006	foreign and domestic trade, service and production
2	BANKA KOPER	BKP2	2 Dec 1998	3 USDm	LIBOR + 0.5% p.a.	1997 - 2002	banking
3	BANKA KOPER	BKP3	5 Jan 2000	5 EURm	5% p.a.	1999-2004	banking
4	BANKA KOPER	BKP4	21 Dec 2000	2,000 SITm	6% p.a. + TOM	2000-2005	banking
5	KMEČKA DRUŽBA ZA UPRAVLJANJE	KD01	24 July 1996	8 DEMm	10% p.a.	1996-2006	investment
6	PROBANKA	PRB4	15 Mar 2000	5 DEMm	5.5% p.a.	1999-2007	banking
7	UBK BANKA	UBK1	5 Jan 1995	6 DEMm	8.5% floating rate	1994-2004	banking
8	BANKA VIPA	VP01	5 Jan 1995	2 DEMm	10% p.a.	1994-2004	banking
9	POTEZA	BDP2	13 Dec 1999	1.5 EURm	7.5% p.a.	1999-2004	brokerage house
10	SI.MOBIL	SM01	24 Sep 1999	5 DEMm	6% p.a.	1999-2006	telecommunication
11	SIP STROJNA OPREMA	SIP1A	19 June 2000	6.5 DEMm	6% p.a.	1999-2009	production of tractors and other agricultural, forestry and cultivation machinery
12	SIP STROJNA OPREMA	SIP1B	19 June 2000	3.45 DEMm	6% p.a.	1999-2009	production of tractors and other agricultural, forestry and cultivation machinery

\* floating interest rate calculated as an average annual interest rate of long-term government bonds denominated in DEM

### MUNICIPAL and GOVERNMENT BONDS

	Issuer	Trading code	First trading day	Nominal value of issue traded	Coupon interest rate	Maturity	Sector
1	COMMUNITY OF ŠMARJE PRI JELŠAH	OSMO	5 Jan 1995	10 DEMm	10% p.a.	1992-2002	municipal bond
2	SLOVENSKA ODŠKODNINSKA DRUŽBA	SOS2	7 Apr 1997	700 DEMm	6% p.a.	1996-2004	meeting commitments deriving from denationalisation process
3	STANOVANJSKI SKLAD RS	SSR3	8 May 2001	2,000 SITm	6.1% p.a.+ TOM	2001-2011	national mortgage agency

TOM (abbreviation for: "temeljna obrestna mera"- base interest rate) - indexation factor calculated as twelve month average of monthly consumer price index



## F2) FREE MARKET (2)

### COMMON SHARES

	Issuer	Trading code	First trading day	Nominal value of issue listed	Number of shares traded	Isin code	Sector
1	AGROKOMBINAT MARIBOR	AKMG	24 Sep 1999	403.808 SITm	403,808	SI 003110433 2	retail, fooder production for livestock, meat and milk products, granary services
2	AKTIVA AVANT	AAFR	16 Aug 2001	4,814.478 SITm	4,814,478	SI0021110620	holding companies management real estate and residence management and sale, business engineering
3	ALPDOM RADOVLJICA	ALDG	7 Apr 2000	47.816 SITm	47,816	SI 003110938 0	passengers transportat
4	ALPETOUR POTOVALNA AGENCIJA ŠKOFJA LOKA	APAG	2 Aug 2000	526.084 SITm	263,042	SI0031109893	holding companies management, enterprise and business consulting, market research and operating with fixed property car sale and repair services
5	AVANT HOLDING LJUBLJANA	AVHR	14 Apr 2000	706.855 SITm	706,855	SI 003110948 9	transport company
6	AVTO CELJE	AVCG	4 Feb 1997	418.077 SITm	418,077	SI0031102112	holding companies management
7	AVTOPREVOZNIŠTVO IN SERVISI VELENJE	ASVG	1 Sep 1997	308.696 SITm	308,696	SI0031103151	holding companies management, enterprise and business consulting, market research and operating with fixed property
8	BELINKA HOLDING LJUBLJANA	BELG	19 Oct 2000	2,702.532 SITm	2,702,532	SI 003110216 1	car sale and repair services
9	BOHOR ŽAGA IN FURNIRNICA ŠENTJUR	BFUG	18 June 1997	209.170 SITm	209,170	SI0031102757	design, construction and reconstruction of roads, highways and other traffic areas
10	CAPITA LJUBLJANA	CAP1	5 Sep 1997	582.021 SITm	582,021	SI0021100035	resin, colours and varnish industry
11	CEMENTARNA TRBOVLJE	CTRG	29 May 2000	1.766 SITm	176,600	SI 003110962 0	production and wholesale of agricultural and industrial machines and gadgats
12	CERTIUS HOLDING	CERR	15 Jan 2001	1,875.377 SITm	1,875,377	SI0031110446	financial consultancy and services
13	CETIS CELJE	CETG	10 Mar 1997	2.400 SITm	200,000	SI0031100843	secondary industry of fruit processing and production of alcohol and non-alcohol drinks
14	CINKARNA CELJE	CICG	6 Mar 1998	4,874.862 SITm	812,477	SI0031103805	retail of construction material, heating and wood
15	CM CELJE	CEMG	1 Mar 2001	643.570 SITm	64,357	SI0031109885	wholesale and retail of food and non-food products
16	COLOR MEDVODE	COMG	15 Jan 1998	1,607.402 SITm	803,701	SI0031103607	publishing and trading
17	CREINA KRANJ	CRKG	21 Feb 2000	194.376 SITm	48,594	SI 003110915 8	forest management and sale of wood products
18	DADAS MARIBOR	DAD	16 Sep 1997	125.28 SITm	31,320	SI0031100769	electrical installations
19	DANA MIRNA	DMRG	7 June 1999	356.128 SITm	356,128	SI 003110520 6	fooder production and retail for livestock
20	DOM SMREKA	DSMG	21 Sep 1999	406.199 SITm	406,199	SI 003110725 1	food-processing industry
21	DRAVINJSKI DOM SLOVENSKE KONJICE	DSKG	19 May 2000	216.56 SITm	216,560	SI 003110958 8	consulting
22	DZS LJUBLJANA	DZS	12 May 1999	1,429.368 SITm	1,429,368	SI 003110527 1	oil - producing industry
23	EGOLEŠ ŠKOFJA LOKA	GKRG	17 Sep 1999	258.3 SITm	258,300	SI 003110714 5	revitalisation and renewal of the Prestranek estate; catering and tourist activities; horse breeding
24	ELMO LJUBLJANA	IELG	22 Feb 2001	708 SITm	708,000	SI0031110263	construction
25	EMONA KRMILA LJUBLJANA	EMKG	26 Sep 2000	322.32 SITm	26,860	SI0031100397	services of engine and construction mechaniation
26	FRUCTAL AJDOVŠČINA	FRAG	6 Jan 1998	2,504.151 SITm	2,504,151	SI0031103599	hotel industry
27	GEA COLLEGE LJUBLJANA	GEAR	5 Jan 1995	147.885 SITm	147,885	SI0031100801	graphics services
28	GEA TOVARNA OLJA SLOV.BISTRICA	GSBG	30 June 1996	660.348 SITm	660,348	SI0031101296	production of different clay brick products
29	GRAD PRESTRANEK	GDPR	1 Feb 2000	345.88 SITm	43,235	SI 003110898 6	forest management
30	GRADIS GP LJUBLJANA	GLJG	12 July 1999	609.5 SITm	304,750	SI 003110393 8	forest management and sale of wood products
31	GRADIS SPO LJUBLJANA	GSLG	13 Jan 1999	418.74 SITm	418,740	SI 003110487 8	exhibition, fair and congress organisation
32	GRAND HOTEL UNION LJUBLJANA	GHUG	5 Jan 2000	1,814.613 SITm	1,814,613	SI 003110865 5	intermediary on fuel, mine sector
33	GORENJSKI TISK KRANJ	GTKG	19 Sep 1996	960.176 SITm	960,176	SI 003110119 7	building industry and protection against flood damage
34	GORIŠKE OPEKARNE RENČE	GORG	8 Mar 1999	392.725 SITm	392,725	SI0031104993	banking
35	GOZDNO GOSPODARSTVO BLEJ	GGBG	27 Dec 1999	611.9 SITm	611,900	SI 003110737 6	hotel industry
36	GOZDNO GOSPODARSTVO POSTOJNA	GZPG	30 June 1999	489.52 SITm	489,520	SI 003110571 9	production of pumps
37	PPC GORENJSKI SEJEM KRANJ	GSKG	29 Apr 1999	336.091 SITm	336,091	SI 003110511 5	production of furniture
38	HELIOS DOMŽALE	HDOG	19 Sep 1996	2,198.61 SITm	219,861	SI0031101148	brokerage house
39	HIDROTEHNIK LJUBLJANA	VHLG	5 July 1999	330.034 SITm	330,034	SI 003110551 1	merchandise and passenger transport, motor vehicle service and repairs
40	HIPOTEKARNA BANKA BREŽICE	HBR	14 Dec 1998	600 SITm	300,000	SI0021100746	mechanical engineering representative
41	HOTELI PALACE PORTOROŽ	PALG	7 Oct 1997	2,346.102 SITm	2,346,102	SI0031103300	information and computer service
42	IMP ČRPALKE	ICRG	9 Sep 1998	333.034 SITm	333,034	SI0031104340	cereal processing and production of farinaceous food
43	INLES RIBNICA	IHPG	8 Oct 1999	1,111.050 SITm	555,525	SI 003110745 9	commerce industry
44	INTARA LJUBLJANA	INTR	5 Jan 1995	101 SITm	101,000	SI0031101148	production and processing of poultry meat poultry breeding
45	INTEGRAL JESENICE	INJG	14 Sep 1999	243.784 SITm	243,784	SI 003110708 7	production of plywood, bound and layer wood, fibre and other slabs
46	INTERTRADE ITA LJUBLJANA	INRG	20 Oct 1997	695.31 SITm	69,531	SI0031103334	restaurant & hotel capacities
47	INTERTRADE ITS LJUBLJANA	ITSG	24 Apr 1998	1.260 SITm	1,260,000	SI0031103946	carpet production on various linings
48	INTES MARIBOR	IMTG	9 Mar 2000	549.982 SITm	549,982	SI 003110920 8	production of special buildingmaterials
49	JADRAN SEŽANA	JASG	23 Sep 1996	226.334 SITm	226,334	SI0031101544	bread, pastries and sweets production
50	JATA LJUBLJANA	JMLG	23 Sep 1996	1,196.02 SITm	119,602	SI0031101536	agriculture and meat products
51	JATA REJA LJUBLJANA	JRDG	24 Mar 1997	844.74 SITm	84,474	SI0031102492	holding companies management
52	JAVOR PIVKA	JPIG	13 Nov 2000	1,194.7 SITm	1,194,700	SI0031109109	investments
53	JELEN SLOVENSKE KONJICE	JESG	29 Nov 1999	50.849 SITm	50,849	SI 003110430 8	tourism, hotel industry
54	JUTEKS ŽALEC	JTKG	2 Nov 1999	641.432 SITm	641,432	SI 003110786 3	holding companies management
55	KEMA PUČONCI	KEPG	17 Dec 1998	217.346 SITm	217,346	SI 003110420 9	holding companies management
56	KLASJE CELJE	KLKG	2 July 1999	734.716 SITm	734,716	SI 0031105487	secondary meat industry and production of meat products
57	KMETIJSKI KOMBINAT PTUJ	KMPG	27 Oct 1998	2,531.109 SITm	2,531,109	SI0031104563	foreign trade
58	KMEČKA DRUŽBA HOLDING	KDHR	5 Feb 2001	7,399.752 SITm	924,969	SI0031110461	bread and pastries production
59	KMEČKA DZU LJUBLJANA	KDZR	3 Aug 1998	160 SITm	20,000	SI0021103880	aluminium and wood production
60	KOMPAS HOTELI KRANJSKA GORA	KHKG	31 May 1996	1,627 SITm	162,700	SI0031100520	holding companies management
61	KS-1 NALOŽBE	KSNR	10 Aug 2001	417.8783 SITm	4,178,783	SI0021110893	secondary meat industry and production of meat products
62	KOŠAKI TMI MARIBOR	TKMG	11 Oct 1999	432.36 SITm	43,236	SI 003110424 1	foreign trade
63	KOVINTRADE CELJE	KZTR	14 Apr 1997	114.65 SITm	114,650	SI0031101650	bread and pastries production
64	KRUH PECIVO MARIBOR	KPEG	2 July 1997	555.934 SITm	555,934	SI0031102955	aluminium and wood production
65	LESNINA EMMI SLOV.BISTRICA	LSBG	8 May 1996	684.037 SITm	684,037	SI0031100355	

## F2) FREE MARKET (3)

### COMMON SHARES

	Issuer	Trading code	First trading day	Nominal value of issue listed	Number of shares traded	Isin code	Sector
66	LIP BLEED	LLBG	12 Jan 2000	2,155,899 SITm	2,155,899	SI 003110871 3	wood manufacturing
67	LIV POSTOJNA	LIVG	16 Nov 1999	1,616 SITm	161,600	SI 003110796 2	production of vacuum cleaners, plastic tubes and fittings, bicycles, hydraulic elevators and concrete mixers
68	LIZ INŽENIRING LJUBLJANA	LIZG	11 Mar 1999	188.677 SITm	188,677	SI 003110371 4	consulting and engineering in object construction
69	MARINA PORTOROŽ	MAPG	19 Sep 1996	627.864 SITm	313,932	SI0031100587	nautical and hotel industry
70	OLJARICA KRANJ	MOKG	27 Jan 1999	704.04 SITm	70,404	SI 003110201 3	production of cooking oil
71	MEDALJON MARIBOR	MEDR	12 Oct 1999	1,734 SITm	1,734,000	SI 003110691 5	management of holding companies, business operations of own real estate and renting own real estate
72	MEDVEŠEK PUŠNIK LJUBLJANA	MPL	12 Dec 1997	160 SITm	80,000	SI0021103245	financial consulting
73	MELAMIN KOČEVJE	MKOG	23 Sep 1996	466.489 SITm	466,489	SI003110201	chemical industry
74	MERCATA HOLDING	MEHR	30 Jan 2001	2,898.918 SITm	2,898,918	SI0031110065	holding companies management
75	MERCATA 1 HOLDING	MHLR	30 Jan 2001	2,693.249 SITm	2,693,249	SI0031110073	holding companies management
76	MESNA INDUSTRIJA PRIMORSKE	MIPG	19 June 2000	1,478.742 SITm	1,478,742	SI 003110969 5	meat processing industry; wholesale and retail trade with provisions
77	MITOL SEŽANA	MISG	15 May 1997	770.509 SITm	770,509	SI0031102716	production and sale of adhesive substances and resinous compound
78	MLADINSKA KNJIGA TISKARNA LJUBLJANA	MKTG	11 Oct 1999	1,039.54 SITm	103,954	SI 003110094 2	printing, publishing, retail and wholesale
79	MURALES LJUTOMER	MULG	2 Mar 2001	322.045 SITm	322,045	SI0031107780	production of wood furniture
80	MLAJ ZADOBROVA	MTZG	20 June 2001	67.062 SITm	67,062	SI0031110479	wood manufacturing
81	NAMA LJUBLJANA	NALG	20 Dec 1999	1,907.59 SITm	1,907,590	SI 003110269 0	retail trade and renting of business premises
82	NIKO ŽELEZNIKI	NKPG	17 Sep 1999	358.75 SITm	35,875	SI 003110717 8	office material, industrial paper-clips, electromagnets and other metal mechanisms production
83	NOVOLIT NOVA VAS	NNVG	6 Jan 1997	224.298 SITm	224,298	SI0031101684	production of building material used for construction elements
84	PINUS RAČE	PIRG	13 June 1996	1,482.03 SITm	148,203	SI0031100371	chemical industry
85	PLAMA PUR	POPG	6 Dec 1999	686.798 SITm	686,798	SI 003110822 6	production and refashioning of poliuretanic (plastic) foams
86	POM-INVEST	POIR	19 Oct 2001	2,241.983 SITm	2,241,983	SI0021110984	holding companies management
87	POTROŠNIK CELJE	POCG	12 Nov 1997	614.973 SITm	614,973	SI0031103425	retail trade
88	PULSAR HOLDING	PLHR	13 Aug 2001	939.319 SITm	939,319	SI0021110901	holding companies management
89	VELETRGOVINA POTROŠNIK MS	POMG	14 Jan 1999	777.581 SITm	777,581	SI 003110486 0	wholesale and retail trade
90	RAZVOJNA DRUŽBA LJUBLJANA	RDRO	5 Jan 1995	219.48 SITm	21,948	SI0031100751	consulting
91	RTC KRVAVEC	RKRG	17 Oct 1997	411.468 SITm	205,734	SI0031103284	transport of passengers, goods and various loads
92	RUDIS TRBOVLJE	RUTG	13 Sep 1996	516.996 SITm	516,996	SI0031100900	construction industry
93	SATURNUS AVTOOPREMA LJUBLJANA	SAAG	14 Apr 1997	966.122 SITm	483,061	SI0031102542	motorvehicles light equipment industry
94	SATURNUS EMBALAŽA LJUBLJANA	SELG	3 Nov 1997	840.64 SITm	84,064	SI0031103383	production of package
95	SAVINJA MOZIRJE	MSVG	21 Sep 1999	105.78 SITm	105,780	SI 003110685 7	retail of food and non-food provisions
96	SIJAJ HRASTNIK	SIHG	7 Oct 1999	268.8 SITm	26,880	SI 003110742 6	production of decorative lights and metal products
97	KD GROUP	SKDR	21 Dec 2000	198.352 SITm	99,176	SI0031110164	holding companies management
98	SLOVENJALE LJUBLJANA	SLLG	8 May 1996	3,037.77 SITm	303,777	SI0031100405	commerce, engineering, representation
99	SVILA MARIBOR	SVMG	17 Jan 1997	1,263.478 SITm	1,263,478	SI0031102096	textile industry
100	SVILANIT KAMNIK	SKAG	14 Apr 1997	816.974 SITm	408,487	SI0031102450	textile industry
101	STC CELJE	STCG	2 Nov 1999	501.93 SITm	501,930	SI 003110782 2	warehouse and loading activities, international and domestic forwarding agency, including transport and wholesale
102	TEKSTINA ADOVOŠČINA	TEAG	12 Feb 1997	1,127.293 SITm	1,127,293	SI031102211	textile industry
103	TOPLICE DOBRNA	ZDDG	5 July 1999	682.01 SITm	682,010	SI031105396	medical services, tourist and hotel trade
104	TOSAMA DOMŽALE	TODG	13 Sep 1996	2,956.7 SITm	295,670	SI0031101361	sanitary material production
105	TOTRA PLASTIKA LJUBLJANA	TOPG	24 Nov 1997	227.809 SITm	227,809	SI0031103458	plastic products industry
106	TOVARNA SLADKORJA ORMOŽ	TSOR	12 Apr 1996	4,971.63 SITm	497,163	SI0031100207	sugar production
107	TUS KO-SI SLOVENJ GRADEC	TUKG	9 Mar 2000	229.456 SITm	229,456	SI 003110924 0	production of non-woven materials
108	TUB SWATY MARIBOR	TUBG	30 Dec 1997	1,155.76 SITm	288,940	SI0031103441	production and trade of knife grinders
109	UNITAS LJUBLJANA	USLG	26 Nov 1998	145.115 SITm	145,115	SI0031104670	production of sanitary, water and gas fittings
110	UPIMO GROUP LJUBLJANA	UPGR	9 July 19997	215 SITm	215,000	SI0021102668	counseling services on trading and marketing and financial engineering
111	VALKARTON LOGATEC	VLOG	26 Jun 1997	852.097 SITm	852,097	SI0031102310	cardboard production
112	VOC CELJE	VOCG	29 Aug 2000	112.151 SITm	112,151	SI0031110024	haighways maintenance and reconstruction
113	ZASAVSKI RAČUNSKI CENTER TRBOVLJE	ZRCG	27 Dec 1999	43.466 SITm	43,466	SI 003110856 4	consultancy engineering, electronic data processing, sale of software products
114	ZDRAVILIŠČE ROGAŠKA	RGS	11 Feb 1999	891.864 SITm	891,864	SI0031104894	health resort
115	ZLATOROG MARIBOR	ZLAR	7 Nov 1996	838.440 SITm	209,610	SI031101817	financial consultancy and trade industry
116	ŽR - MONTER DRAVOGRAD	ZMDG	17 Sep 1999	275.835 SITm	275,835	SI 003110696 4	management of investment portfolios of subsidiaries

### PREFERRED SHARES

	Issuer	Trading code	First trading day	Nominal value of issue listed	Number of shares traded	Isin code	Sector
1	HIPOTEKARNA BANKA BREŽICE	HBP	14 Dec 1998	159 SITm	79,500	SI0021200074	banking
2	KMEČKA DRUŽBA HOLDING	KDHP	18 July 2001	2,131.304 SITm	266,413	SI0031200502	holding companies management
3	PRIMOFIN MARIBOR	PFNP	22 Sep 1997	500 SITm	10,000	SI0031200106	financial consultancy
4	ZDRAVILIŠČE ROGAŠKA	RGP	11 Feb 1999	55.636 SITm	27,818	SI0031200288	health resort

## F2) FREE MARKET (4)

### AUTHORISED INVESTMENT FUNDS

	Issuer	Trading code	First trading day	Nominal value of issue listed	Number of shares traded	Isin code	Sector
1	PID AKTIVA AVANT I LJUBLJANA	AAPR	22 Aug 2001	2,952.004 SITm	29,520,040	SI 002111063 8	authorised investment fund
2	ARKADA ENA LJUBLJANA	AR1N	14 Dec 1998	3,021.073 SITm	30,210,725	SI 002110579 4	authorised investment fund
3	ARKADA DVA LJUBLJANA	AR2N	14 Dec 1998	2,008.723 SITm	20,087,233	SI 002110580 2	authorised investment fund
4	ARKADA TRI LJUBLJANA	AR3N	9 Feb 1999	2,013.547 SITm	20,135,474	SI 002110581 0	authorised investment fund
5	ATENA 1.SKLAD LJUBLJANA	AT1N	12 Oct 1998	29,710.716 SITm	297,107,158	SI 002110582 8	authorised investment fund
6	CAPINVEST 2 LJUBLJANA	CAPN	24 Dec 1998	587.69 SITm	5,876,900	SI 002110622 2	authorised investment fund
7	INFOND ZLAT MARIBOR	IZON	29 June 1998	33,685.471 SITm	336,854,710	SI 002110586 9	authorised investment fund
8	KOMPAS SKLAD 2	KS2N	23 Jan 1998	4,429.324 SITm	44,293,242	SI 002110621 4	authorised investment fund
9	KOMPAS SKLAD 4	KS4N	29 Apr 1999	4,163.38 SITm	41,633,800	SI 002110588 5	authorised investment fund
10	KRONA KRONA	KRON	8 Dec 1998	1,287.162 SITm	12,871,618	SI 002110589 3	authorised investment fund
11	KRONA SENIOR	SNON	8 Dec 1998	7,317.043 SITm	73,170,428	SI 002110590 1	authorised investment fund
12	MAKSIMA 1 LJUBLJANA	MX1N	16 Nov 1998	21,664.6243 SITm	216,646,243	SI 002110593 5	authorised investment fund
13	MERCATA LJUBLJANA	MIRON	31 Aug 1998	2,892.3982 SITm	28,923,982	SI 002110598 4	authorised investment fund
14	MERCATA 1 LJUBLJANA	MR1N	31 Aug 1998	2,682.1153 SITm	26,821,153	SI 002110599 2	authorised investment fund
15	MODRA LINIJA KOPER	MLON	7 Apr 1998	3,335.285 SITm	33,352,848	SI 002110596 8	authorised investment fund
16	MODRA LINIJA 2 KOPER	ML2N	24 Aug 1998	2,297.202 SITm	22,972,015	SI 002110597 6	authorised investment fund
17	MODRA LINIJA 3 KOPER	ML3N	14 June 1999	524.414 SITm	5,244,141	SI 002110668 5	authorised investment fund
18	NACIONALNA FINANČNA DRUŽBA 1	NF1N	26 Oct 1998	15,833.012 SITm	160,580,300	SI 002110600 8	authorised investment fund
19	NACIONALNA FINANČNA DRUŽBA 2	NF2N	2 July 1999	29,137.966 SITm	291,379,659	SI 002110601 6	authorised investment fund
20	NIKA PID	NKON	24 Apr 1998	3,257.470 SITm	32,574,698	SI 002110602 4	authorised investment fund
21	NIKA PID 1	NK1N	24 Apr 1998	3,091.110 SITm	30,911,102	SI 002110603 2	authorised investment fund
22	NIKA PID 2	NK2N	24 Apr 1998	1,255.587 SITm	12,555,868	SI 002110604 0	authorised investment fund
23	PID KMEČKA DRUŽBA	KDPN	9 Feb 2001	9,591.3558 SITm	95,913,558	SI 002111023 2	authorised investment fund
24	PID KMEČKA DRUŽBA	KDIN	9 Feb 2001	9,204.6145 SITm	92,046,145	SI 002111023 2	authorised investment fund
25	PLOD LJUBLJANA	PDON	24 Sep 1999	1,047.802 SITm	10,478,017	SI 002110605 7	authorised investment fund
26	POMURSKA INV.DRUŽBA 1	PM1N	9 Nov 1998	3,592.394 SITm	35,923,940	SI 002110606 5	authorised investment fund
27	POOBLAŠČENA POMURSKA INV. DRUŽBA	PPIR	n.a.	2,296.74 SITm	22,967,400	SI 002111099 2	authorised investment fund
28	SETEV LJUBLJANA	ST1N	24 Sep 1999	1,540.537 SITm	15,405,373	SI 002110609 9	authorised investment fund
29	TRDNJAVA VELENJE	TRON	14 June 1999	2,593.276 SITm	25,932,762	SI 002110612 3	authorised investment fund
30	TRDNJAVA I VELENJE	TR1N	5 July 1999	891.79 SITm	8,917,902	SI 002110613 1	authorised investment fund
31	TRGATEV LJUBLJANA	GTON	24 Sep 1999	1,758.58 SITm	17,585,800	SI 002110619 8	authorised investment fund
32	TRIGLAV STEBER I	TG1N	2 Nov 1998	14,545.899 SITm	147,487,470	SI 002110610 7	authorised investment fund
33	TRIGLAV STEBER II	TG2N	14 June 1999	19,541.255 SITm	195,412,551	SI 002110611 5	authorised investment fund
34	VIPA INVEST NANOS	VNON	16 Mar 1998	3,309.69 SITm	33,096,900	SI 002110614 9	authorised investment fund
35	VIPA INVEST SOČA	VSON	31 May 1999	7,117.122 SITm	71,171,215	SI 002110615 6	authorised investment fund
36	VIZIJA DPB NOVO MESTO	VZON	29 June 1998	4,407.463 SITm	44,074,632	SI 002110616 4	authorised investment fund
37	ZLATA MONETA I MARIBOR	ZM1N	31 Mar 1999	6,638.43 SITm	68,297,800	SI 002110617 2	authorised investment fund
38	ZLATA MONETA II MARIBOR	ZM2N	31 Mar 1999	8,233.376 SITm	82,333,757	SI 002110618 0	authorised investment fund
39	ZVON DVA MARIBOR	ZV2N	7 June 1999	14,122.471 SITm	141,224,712	SI 002110592 7	authorised investment fund
40	ZVON ENA MARIBOR	ZV1N	7 Dec 1998	13,461.31 SITm	137,974,360	SI 002110591 9	authorised investment fund

### PENSION COUPONS

	Issuer	Trading code	First trading day	Nominal value of issue listed	Number of shares traded	Isin code	Sector
1	PENSION COUPONS	PBON	1 Oct 1999	13,735.154 SITm	137,351,538	SI 002990032 9	creating supplementary pension means and invalid insurance