



MONTHLY STATISTICS LJUBLJANA STOCK EXCHANGE

November 2001

Year VII, No. 11/01

TURNOVER

Market	Turnover (in EUR)	Volume in pieces	Number of bargains
Official market	127,575,431	2,225,642	9,482
Shares	116,686,469	2,118,734	9,031
Bonds	10,888,962	106,908	451
Free market	54,910,687	78,053,489	18,626
Shares	20,024,707	1,831,504	3,770
Bonds	8,794,615	224,615	548
Authorised inv.funds	19,773,429	71,735,818	12,828
Pension coupons	933,936	4,133,142	1,472
Short-term securities	5,384,000	128,410	8
Total	182,486,118	80,279,131	28,108

MARKET SIZE

Market	Market capitalisation (in EURm)	Number of securities	Number of issuers
Official market	4,342	98	57
Shares	3,085	39	38
Bonds	1,257	59	19
Free market	1,792	172	165
Shares	701	118	114
Bonds	333	15	12
Inv.funds	729	38	38
Pension coupons	29	1	1
Total	6,134	270	222
Short-term securities	-	10	1

NOMINAL RETURN

STOCK EXCHANGE INDICES	Nominal return in November 2001	Nominal return in year 2001
Slovenian stock exchange index (SBI 20)	4.80%	17.80%
Nonweighted slovenian stock exchange index (SBI 20NT)	4.52%	17.48%
Free market index (IPT)	2.94%	8.36%
Investment fund index (PIX)	2.69%	3.30%
Bond index (BIO)	0.31%	0.67%

INDUSTRIAL SECTOR INDICES	Nominal return in November 2001	Nominal return in year 2001
Food and beverages	7.03%	26.98%
Pharmaceuticals	4.85%	1.01%
Chemicals	1.82%	13.12%
Oil and gas	0.64%	40.51%
Transport	8.82%	22.62%
Trade	4.02%	2.93%





ISSUER

Ljubljana Stock Exchange Inc.
Slovenska 56
1000 Ljubljana

INFORMATIONS

E-mail:	info@ljse.si
Phone:	386 1 47-10-211 386 1 47-10-205
Contact persons:	Polona Peterle, Ksenija Zver

STATISTICS ON WEB:

http://www.ljse.si/StrAng/Trading/Menu/tr_dpl.htm

On-line Indices

Index	Value	ABS	%
GBQ0	2.151.037	0.00	0.00 O
IFT	1.738.82	0.00	0.00 O
PIK	1.557.84	0.00	0.00 O

News

Signing a Memorandum of Co-Operation between Ljubljana and Zagreb Stock Exchanges

Ljubljana Stock Exchange sells its know-how and experience

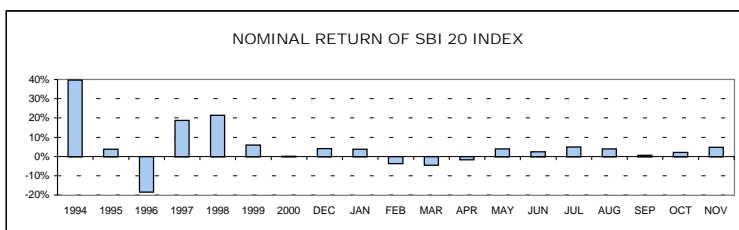
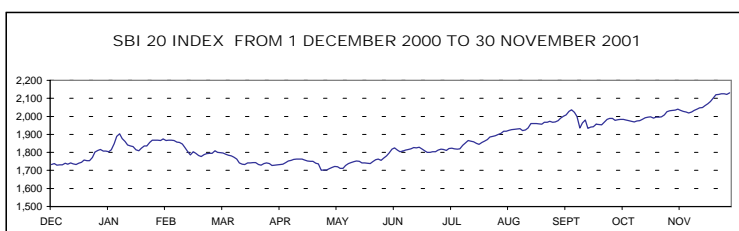
INDEX

	Page
A) STOCK EXCHANGE INDICES	1
B) NUMBER OF ISSUERS, TRADED SECURITIES AND MEMBERS	4
C) TURNOVER	5
C1) Monthly turnover by securities on official market	5
C2) Monthly turnover by securities on free market	7
C3) Most traded securities in last month	12
C4) Turnover by LJSE members	13
C5) Turnover in years 2000 and 2001	14
D) MARKET CAPITALISATION	16
D1) Market capitalisation of shares	17
D2) Market capitalisation of bonds	20
D3) Market capitalisation of authorised investment funds	22
E) OTHER	23
E1) Indicators (shares on official market)	23
E2) Record values	24
E3) New listed securities and changes in year 2001	25
F) LIST OF SECURITIES	27
F1) Official market	27
F2) Free market	29

A) STOCK EXCHANGE INDICES

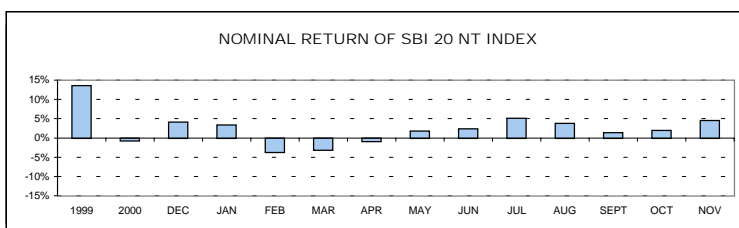
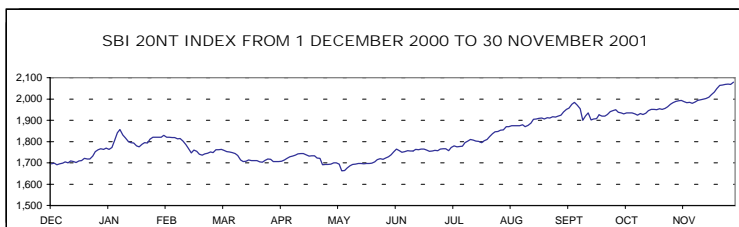
SBI 20 - SLOVENE STOCK EXCHANGE INDEX

Year	Max	Date	Min	Date	Close	Nominal return
1994	1,598.03	28 June 1994	1,131.23	21 Oct 1994	1,396.81	39.68%
1995	1,590.17	9 Nov 1995	1,016.99	13 July 1995	1,448.75	3.72%
1996	1,589.18	13 Mar 1996	891.93	10 Sept 1996	1,183.26	-18.33%
1997	1,655.36	10 Feb 1997	1,156.14	6 Jan 1997	1,404.70	18.71%
1998	2,026.47	10 Aug 1998	1,378.49	6 Jan 1998	1,705.77	21.43%
1999	1,981.87	19 Feb 1999	1,679.48	5 Jan 1999	1,806.26	5.89%
2000	1,903.66	24 Jan 2000	1,584.23	25 May 2000	1,807.94	0.09%
Year 2001	Max	Date	Min	Date	Close	Nominal return
January	1,903.03	9 Jan 2001	1,804.66	3 Jan 2001	1,875.35	3.73%
February	1,867.78	5 Feb 2001	1,777.96	21 Feb 2001	1,808.49	-3.57%
March	1,799.42	1 Mar 2001	1,728.02	29 Mar 2001	1,728.68	-4.41%
April	1,763.66	12 Apr 2001	1,700.24	25 Apr 2001	1,701.99	-1.54%
May	1,768.80	31 May 2001	1,710.52	3 May 2001	1,768.80	3.93%
June	1,828.19	19 June 2001	1,780.12	1 June 2001	1,812.54	2.47%
July	1,900.49	31 July 2001	1,810.85	4 July 2001	1,900.49	4.85%
August	1,975.59	31 Aug 2001	1,904.37	1 Aug 2001	1,975.59	3.95%
September	2,035.76	7 Sept 2001	1,934.38	17 Sept 2001	1,989.20	0.69%
October	2,032.38	30 Oct 2001	1,968.43	10 Oct 2001	2,032.38	2.17%
November	2,129.84	30 Nov 2001	2,018.84	9 Nov 2001	2,129.84	4.80%



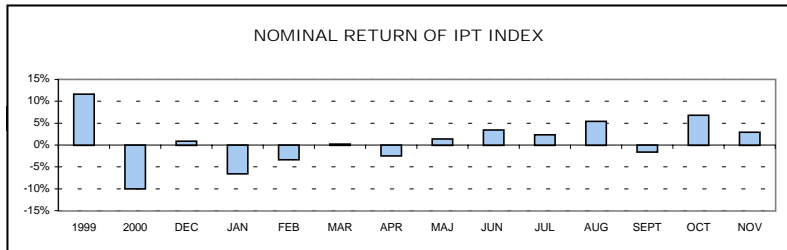
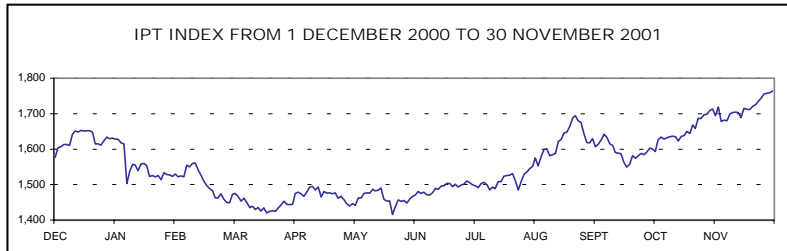
SBI 20NT - NON-WEIGHTED SLOVENE STOCK EXCHANGE INDEX

Year	Max	Date	Min	Date	Close	Nominal return
1998	1,706.07	10 Aug 1998	1,437.30	30 June 1998	1,568.87	n.a.
1999	1,871.02	8 Sept 1999	1,548.95	5 Jan 1999	1,782.03	13.59%
2000	1,841.63	25 Jan 2000	1,585.48	25 May 2000	1,769.15	-0.72%
Year 2001	Max	Date	Min	Date	Close	Nominal return
January	1,855.67	9 Jan 2001	1,762.65	3 Jan 2001	1,828.76	3.37%
February	1,820.91	2 Feb 2001	1,735.82	21 Feb 2001	1,761.63	-3.67%
March	1,762.78	2 Mar 2001	1,702.94	23 Mar 2001	1,706.73	-3.12%
April	1,744.10	12 Apr 2001	1,690.62	25 Apr 2001	1,692.01	-0.86%
May	1,722.86	31 May 2001	1,661.96	9 May 2001	1,722.86	1.82%
June	1,764.67	19 Jun 2001	1,728.85	1 Jun 2001	1,764.28	2.40%
July	1,854.05	31 Jul 2001	1,756.63	4 Jul 2001	1,854.05	5.09%
August	1,923.69	31 Aug 2001	1,854.56	1 Aug 2001	1,923.69	3.76%
September	1,983.67	7 Sept 2001	1,899.69	12 Sept 2001	1,949.92	1.36%
October	1,988.54	30 Oct 2001	1,923.99	10 Oct 2001	1,988.54	1.98%
November	2,078.39	30 Nov 2001	1,980.25	9 Nov 2001	2,078.39	4.52%



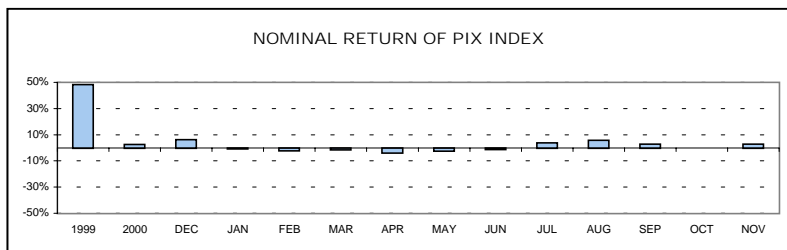
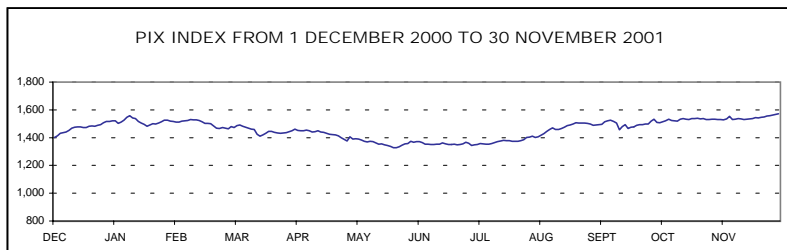
IPT - FREE MARKET INDEX

Year	Max	Date	Min	Date	Close	Nominal return
1998	1,795.31	11 Aug 1998	1,318.83	1 July 1998	1,618.99	n.a.
1999	1,806.98	30 Dec 1999	1,504.61	3 Aug 1999	1,806.98	11.61%
2000	1,772.76	24 Jan 2000	1,469.64	26 Oct 2000	1,627.44	-9.94%
Year 2001	Max	Date	Min	Date	Close	Nominal return
January	1,617.62	3 Jan 2001	1,503.05	5 Jan 2001	1,521.54	-6.51%
February	1,560.85	9 Feb 2001	1,448.74	27 Feb 2001	1,471.89	-3.26%
March	1,475.02	30 Mar 2001	1,419.58	16 Mar 2001	1,475.02	0.21%
April	1,495.18	9 Apr 2001	1,439.40	30 Apr 2001	1,439.40	-2.41%
May	1,489.95	17 May 2001	1,415.06	23 May 2001	1,459.83	1.42%
June	1,510.56	29 Jun 2001	1,467.08	1 Jun 2001	1,510.56	3.48%
July	1,545.55	31 Jul 2001	1,484.67	25 Jul 2001	1,545.55	2.32%
August	1,694.56	23 Aug 2001	1,551.37	1 Aug 2001	1,629.10	5.41%
September	1,641.75	6 Sept 2001	1,550.31	18 Sept 2001	1,603.50	-1.57%
October	1,713.06	30 Oct 2001	1,593.24	2 Oct 2001	1,713.06	6.83%
November	1,763.48	30 Nov 2001	1,678.43	6 Nov 2001	1,763.48	2.94%



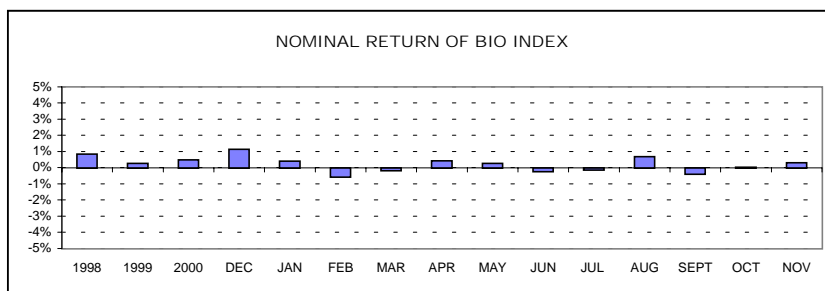
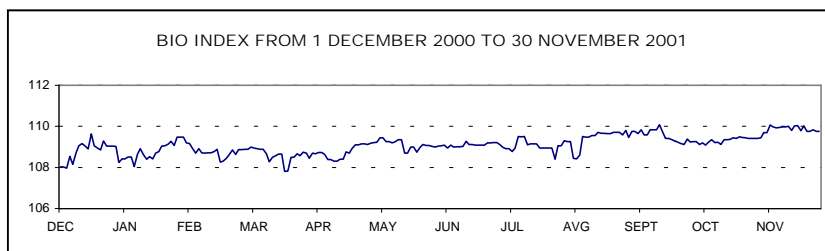
PIX - AUTHORISED INVESTMENT FUNDS INDEX

Year	Max	Date	Min	Date	Close	Nominal return
1999	1,633.77	8 Sep 1999	965.15	5 Jan 1999	1,483.50	48.35%
2000	1,572.13	17 Jan 2000	1,097.07	25 May 2000	1,520.79	2.51%
Year 2001	Max	Date	Min	Date	Close	Nominal return
January	1,558.97	9 Jan 2001	1,481.25	17 Jan 2001	1,510.93	-0.65%
February	1,530.33	7 Feb 2001	1,464.09	27 Feb 2001	1,480.21	-2.03%
March	1,491.96	5 Mar 2001	1,409.85	14 Mar 2001	1,460.81	-1.31%
April	1,454.27	5 Apr 2001	1,376.17	26 Apr 2001	1,407.07	-3.68%
May	1,392.45	4 May 2001	1,328.44	23 May 2001	1,374.36	-2.32%
June	1,371.97	5 Jun 2001	1,347.63	22 Jun 2001	1,360.04	-1.04%
July	1,410.03	31 Jul 2001	1,343.82	2 Jul 2001	1,410.03	3.68%
August	1,507.87	22 Aug 2001	1,400.80	1 Aug 2001	1,491.48	5.78%
September	1,533.24	28 Sept 2001	1,457.27	12 Sept 2001	1,533.24	2.80%
October	1,539.83	19 Oct 2001	1,508.05	2 Oct 2001	1,529.75	-0.23%
November	1,570.97	30 Nov 2001	1,529.13	5 Nov 2001	1,570.97	2.69%



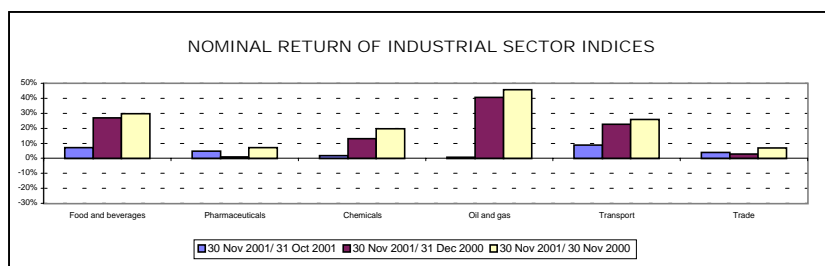
BIO - STOCK EXCHANGE BOND INDEX

Year	Max	Date	Min	Date	Close	Nominal return
1995	113.52	14 Dec 1995	100.46	5 July 1995	111.68	11.68%
1996	111.96	8 Jan 1996	106.61	28 June 1996	107.89	-3.39%
1997	110.97	8 Apr 1997	104.90	29 Jan 1997	107.31	-0.54%
1998	108.22	30 Dec 1998	101.68	25 May 1998	108.22	0.85%
1999	110.52	4 Feb 1999	104.53	16 Aug 1999	108.50	0.26%
2000	109.63	15 Dec 2000	103.96	9 June 2000	109.03	0.49%
Year 2001	Max	Date	Min	Date	Close	Nominal return
January	109.48	30 Jan 2001	108.04	10 Jan 2001	109.48	0.41%
February	109.47	1 Feb 2001	108.26	20 Feb 2001	108.87	-0.56%
March	109.00	6 Mar 2001	107.81	21 Mar 2001	108.69	-0.17%
April	109.15	26 Apr 2001	108.30	13 Apr 2001	109.15	0.42%
May	109.45	10 May 2001	108.70	22 May 2001	109.45	0.27%
June	109.28	18 June 2001	108.94	8 June 2001	109.20	-0.23%
July	109.51	16 July 2001	108.40	30 July 2001	109.06	-0.13%
August	109.81	31 Aug 2001	108.42	8 Aug 2001	109.81	0.69%
September	110.08	17 Sept 2001	109.11	27 Sept 2001	109.38	-0.39%
October	109.49	23 Oct 2001	109.09	8 Oct 2001	109.42	0.04%
November	110.07	8 Nov 2001	109.42	2 Nov 2001	109.76	0.31%



INDUSTRIAL SECTOR INDICES

SECTOR	Value as of 30 Nov 2001	Nominal return		
		30 Nov 2001/ 31 Oct 2001	30 Nov 2001/ 31 Dec 2000	30 Nov 2001/ 30 Nov 2000
Food and beverages	2,082.76	7.03%	26.98%	29.75%
Pharmaceuticals	2,060.01	4.85%	1.01%	7.20%
Chemicals	1,889.11	1.82%	13.12%	19.64%
Oil and gas	2,562.03	0.64%	40.51%	45.77%
Transport	2,044.04	8.82%	22.62%	25.85%
Trade	1,818.41	4.02%	2.93%	6.83%



B) NUMBER OF ISSUERS, TRADED SECURITIES AND MEMBERS

	31 Dec 1999	30 Nov 2000	31 Dec 2000	31 Oct 2001	30 Nov 2001
NUMBER OF ISSUERS	210	225	225	228	222
Official market	49	58	58	58	57
Shares	28	37	38	39	38
Bonds	21	21	20	19	19
Free market	161	167	167	170	165
Shares	102	111	111	117	114
Bonds	12	11	11	12	12
Investment funds	46	44	44	40	38
Pension coupons	1	1	1	1	1
	31 Dec 1999	30 Nov 2000	31 Dec 2000	31 Oct 2001	30 Nov 2001
NUMBER OF SECURITIES	237	264	267	276	270
Official market	74	92	94	100	98
Shares	30	39	40	41	39
Bonds	44	53	54	59	59
Free market	163	172	173	176	172
Shares	104	114	114	120	118
Bonds	12	13	14	15	15
Investment funds	46	44	44	40	38
Pension coupons	1	1	1	1	1
Short term securities	15	8	8	10	10
Privatisation shares	161	176	176	173	167
Official market	24	32	33	34	32
Free market - shares	91	100	99	99	97
Free market - investment funds	46	44	44	40	38
	31 Dec 1999	30 Nov 2000	31 Dec 2000	31 Oct 2001	30 Nov 2001
NUMBER OF MEMBERS	35	34	34	32	32

C) TURNOVER

C1) TURNOVER BY SECURITIES ON OFFICIAL MARKET IN NOVEMBER 2001

1. Shares

Issue	Total (in SIT)	Total (in EUR)	Block trades (in SIT)	Cross trades (in SIT)	Share in total turnover on official market	Share in turnover of shares	Volume in pieces	Number of bargains
Total shares	25,726,412,384	116,686,469	17,090,984,677	2,818,822,968	91.47%	100.00%	2,118,734	9,031
Common shares	25,369,345,008	115,067,386	16,762,451,402	2,813,092,475	90.20%	98.61%	2,052,037	8,992
1 BANKA KOPER	8,567,060,434	38,846,236	8,265,421,971	36,207,836	30.46%	33.30%	84,440	257
2 KRKA	3,206,543,003	14,538,732	817,702,636	1,451,247,638	11.40%	12.46%	117,881	1,376
3 PIVOVARNA UNION	2,079,159,904	9,437,709	1,409,929,646	59,222,963	7.39%	8.08%	32,135	1,091
4 ETOL	1,939,566,970	8,807,307	1,898,838,500	4,341,521	6.90%	7.54%	63,910	76
5 PIVOVARNA LAŠKO	1,782,199,964	8,082,339	804,601,385	198,070,507	6.34%	6.93%	318,715	656
6 LEK	1,681,098,749	7,623,799	958,700,000	144,332,804	5.98%	6.53%	40,454	709
7 MERCATOR	1,199,568,584	5,440,707	634,332,000	82,425,653	4.27%	4.66%	74,028	700
8 INTEREUROPA	711,002,463	3,224,736	169,650,000	107,820,345	2.53%	2.76%	201,854	494
9 GORENJE	683,960,455	3,101,839	292,765,940	31,523,882	2.43%	2.66%	319,236	620
10 PETROL	675,881,864	3,065,219	321,054,100	33,097,229	2.40%	2.63%	29,919	755
11 SAVA	444,489,797	2,017,220	103,493,128	231,007,937	1.58%	1.73%	26,073	346
12 ISTRABENZ	367,574,683	1,668,280	263,200,000	18,009,317	1.31%	1.43%	77,570	313
13 LUKA KOPER	293,685,339	1,331,934	78,489,600	21,150,176	1.04%	1.14%	90,902	348
14 AERODROM	280,002,617	1,269,771	148,557,776	75,426,015	1.00%	1.09%	86,746	113
15 ŽITO	241,467,612	1,095,589	171,037,000	4,860,856	0.86%	0.94%	13,360	211
16 ŽIVILA KRANJ	218,062,822	988,226	0	181,246,390	0.78%	0.85%	17,628	94
17 COMET	150,335,900	682,198	133,940,700	3,135,000	0.53%	0.58%	78,054	19
18 KOMPAS MTS	148,538,211	673,736	99,201,200	16,929,130	0.53%	0.58%	105,702	47
19 ZDRAVILIŠČE MORAVSKE TOPLICE	132,981,687	603,094	118,478,320	885,558	0.47%	0.52%	122,920	52
20 MERKUR	124,152,806	563,337	0	2,701,026	0.44%	0.48%	8,266	154
21 KOLINSKA	96,027,864	435,569	0	32,166,431	0.34%	0.37%	30,367	141
22 TERME ČATEŽ	76,787,865	348,486	42,483,000	5,885,920	0.27%	0.30%	4,563	62
23 DROGA PORTOROŽ	62,410,936	283,138	0	7,415,064	0.22%	0.24%	1,579	67
24 BLAGOV.TRGOVINSKI CENTER BTC	48,403,092	219,395	30,574,500	6,434,429	0.17%	0.19%	2,931	25
25 MLINOTEST	45,352,825	205,919	0	39,555,610	0.16%	0.18%	27,492	25
26 DELO PRODAJA	31,240,760	141,785	0	784,056	0.11%	0.12%	5,736	48
27 SALUS - SERIJA B	28,830,013	130,758	0	451,160	0.10%	0.11%	686	27
28 EMONA OBALA KOPER	15,996,009	72,575	0	6,452,367	0.06%	0.06%	7,373	50
29 NIKA	15,760,640	71,578	0	6,954,880	0.06%	0.06%	49,252	5
30 DELO	7,622,400	34,595	0	0	0.03%	0.03%	526	19
31 RADENSKA	6,565,907	29,802	0	2,526,276	0.02%	0.03%	7,201	52
32 KOLONIALE VELETRGOVINA	5,251,111	23,814	0	480,924	0.02%	0.02%	3,778	14
33 TEHNOUNION	977,685	4,437	0	53,443	0.00%	0.00%	117	14
34 GEODETSKI ZAVOD SLOVENIJE	650,999	2,953	0	247,132	0.00%	0.00%	610	8
35 GRADB.PODJETJE GROSUPLJE	131,030	595	0	43,000	0.00%	0.00%	32	3
36 SKB BANKA	2,008	9	0	0	0.00%	0.00%	1	1
Preferred shares	357,067,376	1,619,083	328,533,275	5,730,493	1.27%	1.39%	66,697	39
1 PROBANKA	328,558,275	1,489,725	328,533,275	25,000	1.17%	1.28%	65,989	5
2 LEK	28,509,101	129,358	0	5,705,493	0.10%	0.11%	708	34
3 VIPA BANKA	0	0	0	0	0.00%	0.00%	0	0

2. Bonds

	Issue	Total (in SIT)	Total (in EUR)	Block trades (in SIT)	Cross trades (in SIT)	Share in total turnover on official market	Share in turnover of bonds	Volume in pieces	Number of bargains
	Total bonds	2,399,250,808	10,888,962	1,899,936,197	298,151,059	8.53%	100.00%	106,908	451
1	SLOVENSKA RAZVOJNA DRUŽBA	760,062,191	3,451,546	719,986,218	36,404,982	2.70%	31.68%	6,760	22
2	REPUBLIKA SLOVENIJA 26 th issue	520,794,909	2,364,423	488,328,938	4,687,933	1.85%	21.71%	23,597	39
3	REPUBLIKA SLOVENIJA 24 th issue	212,192,430	961,770	183,010,000	20,288,970	0.75%	8.84%	21,202	19
4	REPUBLIKA SLOVENIJA 16 th issue	182,051,400	825,929	176,051,400	6,000,000	0.65%	7.59%	18,170	2
5	ABANKA 5 th issue	160,930,061	730,415	134,256,450	13,444,655	0.57%	6.71%	7,175	4
6	REPUBLIKA SLOVENIJA 25 th issue	107,447,167	486,908	100,000,000	7,234,647	0.38%	4.48%	10,744	15
7	BANKA VIPA 7 th issue	68,263,302	310,000	68,263,302	0	0.24%	2.85%	1,550	1
8	REPUBLIKA SLOVENIJA 4 th issue	62,648,776	284,226	0	17,129,766	0.22%	2.61%	521	55
9	ABANKA 4 th issue	51,767,804	234,718	0	45,593,994	0.18%	2.16%	2,339	14
10	REPUBLIKA SLOVENIJA 15 th issue, I series	48,761,663	221,173	0	28,277,841	0.17%	2.03%	265	8
11	ABANKA 3 rd issue	46,522,216	211,107	30,039,889	213,615	0.17%	1.94%	2,180	7
12	REPUBLIKA SLOVENIJA 12 th issue	32,444,285	147,105	0	30,260,490	0.12%	1.35%	3,091	74
13	REPUBLIKA SLOVENIJA 23 rd issue	25,801,347	116,989	0	25,801,347	0.09%	1.08%	1,140	6
14	REPUBLIKA SLOVENIJA 20 th issue	20,078,842	91,162	0	12,112,167	0.07%	0.84%	1,991	49
15	REPUBLIKA SLOVENIJA 19 th issue	9,740,750	44,186	0	1,782,600	0.03%	0.41%	951	25
16	PROBANKA 2 nd issue	9,117,545	41,405	0	4,651,455	0.03%	0.38%	799	3
17	BTC HIPOTEKARNE OBVEZNICE	8,818,688	40,035	0	4,551,789	0.03%	0.37%	764	18
18	NFD INVESTICIJSKO SVETOVANJE	8,373,477	38,029	0	0	0.03%	0.35%	50	2
19	REPUBLIKA SLOVENIJA 10 th issue	8,008,002	36,332	0	1,739,383	0.03%	0.33%	922	17
20	BANKA CELJE 3 rd issue	7,306,665	33,169	0	7,306,665	0.03%	0.30%	330	3
21	REPUBLIKA SLOVENIJA 13 th issue	7,029,074	31,876	0	7,029,074	0.02%	0.29%	62	6
22	BANKA VIPA 3 rd issue	6,195,651	28,121	0	246,455	0.02%	0.26%	176	3
23	BANKA VIPA 4 th issue	6,188,022	28,074	0	0	0.02%	0.26%	147	2
24	REPUBLIKA SLOVENIJA 22 nd issue	5,503,992	24,995	0	5,503,992	0.02%	0.23%	552	1
25	NLB 2 nd issue, B series	4,079,417	18,500	0	4,079,417	0.01%	0.17%	37	1
26	STANOVANJSKI SKLAD RS 1 st issue	3,132,025	14,214	0	2,531,693	0.01%	0.13%	418	3
27	SKB OBVEZNICE 4 th issue, A series	2,525,000	11,456	0	1,919,000	0.01%	0.11%	25	5
28	BANKA VIPA 2 nd issue	1,501,070	6,811	0	0	0.01%	0.06%	58	2
29	FACTOR BANKA 1 st issue	1,491,577	6,773	0	1,491,577	0.01%	0.06%	62	4
30	REPUBLIKA SLOVENIJA 14 th issue	1,305,293	5,919	0	1,021,206	0.00%	0.05%	124	9
31	NOVA KBM 2 nd issue	1,101,880	5,005	0	1,101,880	0.00%	0.05%	10	1
32	NLB TOLARSKE	1,010,973	4,585	0	723,180	0.00%	0.04%	7	3
33	REPUBLIKA SLOVENIJA 18 th issue	855,058	3,880	0	855,058	0.00%	0.04%	38	5
34	PROBANKA 1 st issue	842,680	3,827	0	0	0.00%	0.04%	284	1
35	SL ZADR. KMET. BANKA 3 rd issue	821,947	3,725	0	821,947	0.00%	0.03%	80	1
36	HOTELI BERNARDIN	805,478	3,654	0	805,478	0.00%	0.03%	7	2
37	BANKA ZASAVJE OBVEZNICE 2 nd issue	711,194	3,225	0	0	0.00%	0.03%	13	3
38	SKB OBVEZNICE 3 rd issue	585,989	2,659	0	585,989	0.00%	0.02%	13	2
39	REPUBLIKA SLOVENIJA 15 th issue, E series	528,080	2,397	0	528,080	0.00%	0.02%	3	2
40	REPUBLIKA SLOVENIJA 8 th issue	480,154	2,177	0	0	0.00%	0.02%	192	4
41	LB SB VELENJE 1 st issue	450,900	2,046	0	450,900	0.00%	0.02%	45	1
42	STANOVANJSKI SKLAD 2 nd issue	318,519	1,444	0	318,519	0.00%	0.01%	3	2
43	KREKOVA BANKA 2 nd issue	281,861	1,278	0	281,861	0.00%	0.01%	5	1
44	ABANKA 1 st issue	174,769	793	0	174,769	0.00%	0.01%	3	1
45	NLB 2 nd issue, A series	115,981	526	0	115,981	0.00%	0.00%	1	1
46	BANKA VIPA 6 th issue	44,109	200	0	44,109	0.00%	0.00%	1	1
47	BANKA VIPA 5 th issue	38,595	175	0	38,595	0.00%	0.00%	1	1
48	BANKA CELJE 4 th issue	0	0	0	0	0.00%	0.00%	0	0
49	DOLENJSKA BANKA DEVIZNE	0	0	0	0	0.00%	0.00%	0	0
50	DOLENJSKA BANKA TOLARSKE	0	0	0	0	0.00%	0.00%	0	0
51	NLB 3 rd issue	0	0	0	0	0.00%	0.00%	0	0
52	NLB DEVIZNE	0	0	0	0	0.00%	0.00%	0	0
53	NOVA KBM 1 st issue	0	0	0	0	0.00%	0.00%	0	0
54	NOVA KBM 3 rd issue, A series	0	0	0	0	0.00%	0.00%	0	0
55	NOVA KBM 4 th issue, B series	0	0	0	0	0.00%	0.00%	0	0
56	REPUBLIKA SLOVENIJA 15 th issue, H series	0	0	0	0	0.00%	0.00%	0	0
57	REPUBLIKA SLOVENIJA 17 th issue	0	0	0	0	0.00%	0.00%	0	0
58	RS08 TAX FREE BOND	0	0	0	0	0.00%	0.00%	0	0
59	SKB OBVEZNICE 4 th issue, B series	0	0	0	0	0.00%	0.00%	0	0
60	SL ZADR. KMET. BANKA	0	0	0	0	0.00%	0.00%	0	0
	Total official market	28,125,663,192	127,575,431	18,990,920,874	3,116,974,027	100.00%	-	2,225,642	9,482

C2) TURNOVER BY SECURITIES ON FREE MARKET IN NOVEMBER 2001

1. Shares (1)

Issue	Total (in SIT)	Total (in EUR)	Block trades (in SIT)	Cross trades (in SIT)	Share in total turnover on free market	Share in turnover of shares	Volume in pieces	Number of bargains
Shares	4,416,214,035	20,024,707	1,143,835,312	2,061,436,875	36.49%	100.00%	1,831,504	3,770
Common shares	4,396,003,048	19,933,032	1,143,835,312	2,058,310,485	36.32%	99.54%	1,828,138	3,568
1 GOZDNO GOSPODARSTVO BLEĐ	464,654,352	2,106,479	419,205,000	28,560,014	3.84%	10.52%	196,433	43
2 JATA-REJA	454,238,932	2,058,322	0	440,484,127	3.75%	10.29%	32,649	34
3 TOSAMA	399,908,729	1,813,350	0	374,680,434	3.30%	9.06%	46,073	95
4 VALKARTON	390,258,466	1,768,305	371,217,600	7,374,183	3.22%	8.84%	75,320	39
5 HOTELI PALACE	305,360,795	1,383,887	0	272,214,321	2.52%	6.91%	152,722	170
6 CINKARNA	290,027,001	1,316,278	0	99,316,963	2.40%	6.57%	20,336	143
7 GORIŠKE OPEKARNE	275,360,449	1,247,759	0	275,268,449	2.27%	6.24%	110,022	5
8 DZS	259,351,530	1,176,356	30,240,000	14,685,522	2.14%	5.87%	77,188	101
9 POM-INVEST	189,047,268	858,521	152,447,312	13,957,123	1.56%	4.28%	418,030	333
10 EMONA KRMLJA	185,758,667	841,873	0	185,608,667	1.53%	4.21%	4,843	8
11 KEMA PUČONCI	162,330,527	736,587	0	9,015,332	1.34%	3.68%	43,254	6
12 NAMA	100,273,225	454,656	0	84,840,955	0.83%	2.27%	108,987	48
13 ŽELEZARNA RAVNE - MONTER DRAVOGRAD	95,172,740	431,694	0	8,043,100	0.79%	2.16%	73,350	91
14 JATA-MESO	95,068,437	431,214	0	16,349,250	0.79%	2.15%	4,230	92
15 UNITAS	81,534,240	369,646	79,766,400	655,025	0.67%	1.85%	20,846	11
16 CM CELJE	66,345,215	301,155	60,915,000	5,430,215	0.55%	1.50%	3,252	12
17 KMEČKA DRUŽBA HOLDING	50,554,044	229,367	0	19,075,114	0.42%	1.14%	6,089	425
18 CETIS	46,164,542	209,510	0	37,076,565	0.38%	1.05%	2,829	30
19 SATURNUS EMBALAŽA	36,754,529	166,776	0	19,858,960	0.30%	0.83%	3,758	48
20 HELIOS	35,904,521	162,800	0	9,028,709	0.30%	0.81%	908	52
21 LIP BLEĐ	31,483,512	142,883	0	2,326,652	0.26%	0.71%	45,236	110
22 KD GROUP, finančna družba	30,044,000	136,126	30,044,000	0	0.25%	0.68%	2,960	1
23 MARINA PORTOROŽ	22,931,465	103,964	0	5,148,000	0.19%	0.52%	1,758	14
24 BELINKA HOLDING	21,712,663	98,511	0	5,376,600	0.18%	0.49%	8,008	34
25 LESNINA EMMI	17,927,829	81,231	0	5,156,220	0.15%	0.41%	23,958	22
26 MEDALJON	16,077,338	72,918	0	1,704,750	0.13%	0.36%	12,603	58
27 INTERTRADE ITS	15,352,940	69,660	0	534,076	0.13%	0.35%	15,491	36
28 AKTIVA AVANT	14,307,983	64,902	0	1,863,234	0.12%	0.32%	29,412	130
29 AVANT HOLDING	13,870,996	62,945	0	2,984,695	0.11%	0.31%	24,111	72
30 GRAND HOTEL UNION	13,503,479	61,244	0	3,204,620	0.11%	0.31%	7,010	31
31 FRUCTAL	13,346,908	60,596	0	1,288,227	0.11%	0.30%	8,307	49
32 SVILANIT	12,930,038	58,596	0	10,648,840	0.11%	0.29%	9,881	20
33 POTROŠNIK	12,732,900	57,734	0	12,250,000	0.11%	0.29%	7,393	3
34 KS1 - NALOŽBE	12,561,396	57,010	0	6,557,563	0.10%	0.28%	40,893	81
35 CERTIUS HOLDING	11,865,960	53,823	0	5,064,436	0.10%	0.27%	23,801	90
36 PULSAR HOLDING	11,765,868	53,414	0	5,480,297	0.10%	0.27%	35,252	10
37 LIV POSTOJNA	11,384,751	51,617	0	3,610,280	0.09%	0.26%	1,128	25
38 GORENJSKI TISK	8,868,205	40,250	0	2,703,302	0.07%	0.20%	4,197	30
39 OLJARICA	8,711,262	39,557	0	7,466,262	0.07%	0.20%	1,006	6
40 KMETIJSKI KOMBINAT PTUJ	6,807,019	30,885	0	778,058	0.06%	0.15%	10,334	113
41 JUTEKS	6,423,066	29,137	0	5,100,850	0.05%	0.15%	1,321	16
42 MESNA INDUSTRIJA PRIMORSKE	6,125,687	27,774	0	958,926	0.05%	0.14%	5,951	24
43 SLOVENIJALES	5,818,841	26,400	0	3,551,981	0.05%	0.13%	889	38
44 TUS KO-SI	5,371,300	24,363	0	5,007,300	0.04%	0.12%	3,868	29
45 DANA	4,795,561	21,738	0	3,482,674	0.04%	0.11%	2,887	17
46 INTES	4,381,759	19,867	0	2,860,318	0.04%	0.10%	5,585	20
47 INTEGRAL JESENICE	4,373,930	19,849	0	304,500	0.04%	0.10%	5,072	15
48 MITOL	4,242,035	19,264	0	1,601,955	0.04%	0.10%	1,936	10
49 AVTO CELJE	4,055,897	18,390	0	3,684,127	0.03%	0.09%	2,703	5
50 JAVOR PIVKA	3,717,070	16,865	0	252,993	0.03%	0.08%	5,675	24
51 TEKSTINA	3,237,246	14,685	0	1,377,561	0.03%	0.07%	7,540	15
52 MURALES	2,933,130	13,311	0	305,900	0.02%	0.07%	2,815	17
53 CEMENTARNA TRBOVLJE	2,800,022	12,693	0	2,425,022	0.02%	0.06%	138	9
54 MELAMIN	2,686,117	12,185	0	373,030	0.02%	0.06%	1,831	11
55 GEA TOVARNA OLJA	2,613,661	11,859	0	1,481,570	0.02%	0.06%	1,987	17
56 GOZDNO GOSPODARSTVO POSTOJNA	2,548,500	11,566	0	1,827,000	0.02%	0.06%	2,410	15
57 MERCATA HOLDING	2,527,827	11,468	0	188,031	0.02%	0.06%	9,685	82
58 AVTOPREVOZNIŠTVO IN SERVISI	2,364,909	10,719	0	1,853,100	0.02%	0.05%	9,404	7
59 NOVOLIT	2,291,600	10,387	0	2,291,600	0.02%	0.05%	1,348	4
60 MERCATA 1 HOLDING	2,272,939	10,315	0	118,078	0.02%	0.05%	8,416	104
61 JADRAN	2,055,545	9,322	0	0	0.02%	0.05%	450	4
62 UPIMO GROUP	1,879,133	8,538	0	1,879,133	0.02%	0.04%	5,629	3
63 ZLATOROG	1,716,123	7,791	0	988,900	0.01%	0.04%	1,026	8
64 CREINA	1,468,985	6,660	0	1,468,985	0.01%	0.03%	405	4
65 TUB SWATY	1,401,867	6,360	0	1,337,857	0.01%	0.03%	206	5
66 COLOR	1,368,159	6,206	0	405,634	0.01%	0.03%	775	35
67 AGROKOMBINAT MARIBOR	1,357,788	6,158	0	114,829	0.01%	0.03%	3,333	27
68 NIKO ŽELEZNIKI	1,313,840	5,964	0	340,000	0.01%	0.03%	79	6
69 KOŠAKI TMI MARIBOR	1,293,000	5,868	0	312,500	0.01%	0.03%	101	4
70 MK TISKARNA	1,197,562	5,434	0	1,151,962	0.01%	0.03%	422	2

1. Shares (2)

Issue	Total (in SIT)	Total (in EUR)	Block trades (in SIT)	Cross trades (in SIT)	Share in total turnover on free market	Share in turnover of shares	Volume in pieces	Number of bargains
71 TOVARNA SLADKORJA ORMOŽ	1,141,272	5,177	0	1,128,222	0.01%	0.03%	417	5
72 CAPITA	988,883	4,485	0	387,733	0.01%	0.02%	1,746	7
73 PLAMA - PUR	983,219	4,463	0	0	0.01%	0.02%	610	4
74 VELETRGOVINA POTROŠNIK	894,244	4,053	0	155,110	0.01%	0.02%	806	73
75 LIZ INŽENIRING	892,763	4,050	0	399,580	0.01%	0.02%	819	8
76 PPC GORENJSKI SEJEM	878,497	3,981	0	17,800	0.01%	0.02%	484	71
77 ALPETOUR POTOVALNA AGENCIJA	761,402	3,452	0	613,786	0.01%	0.02%	547	6
78 SVILA	760,368	3,449	0	539,130	0.01%	0.02%	6,954	9
79 KLASJE	746,870	3,389	0	263,710	0.01%	0.02%	1,345	6
80 EGOLES ŠKOFJA LOKA	699,560	3,174	0	465,560	0.01%	0.02%	727	4
81 PINUS RAČE	622,967	2,830	0	0	0.01%	0.01%	43	3
82 SATURNUS AVTOOPREMA	518,120	2,350	0	0	0.00%	0.01%	148	2
83 DOM SMREKA	486,160	2,206	0	0	0.00%	0.01%	944	7
84 ALPDOM	449,500	2,040	0	449,500	0.00%	0.01%	310	1
85 GRADIS GP	420,590	1,908	0	382,470	0.00%	0.01%	1,301	6
86 INLES RIBNICA	286,960	1,303	0	110,250	0.00%	0.01%	624	14
87 IMP ČRPALKE	279,242	1,266	0	27,462	0.00%	0.01%	817	20
88 KRUH-PECIVO	235,976	1,069	0	187,096	0.00%	0.01%	208	2
89 SIJAJ HRASTNIK	197,379	895	0	45,600	0.00%	0.00%	89	3
90 MLAJ	163,200	741	0	163,200	0.00%	0.00%	204	2
91 HIDROTEHNIK	157,500	715	0	157,500	0.00%	0.00%	225	2
92 ZDRAVILIŠČE ROGAŠKA	126,957	576	0	0	0.00%	0.00%	683	4
93 TOPLICE DOBRNA	118,548	538	0	0	0.00%	0.00%	106	4
94 SAVINJA MOZIRJE	101,320	459	0	101,320	0.00%	0.00%	68	1
95 KOMPAS HOTELI KG	95,133	432	0	0	0.00%	0.00%	21	2
96 ZASAVSKI RAČUNSKI CENTER	58,098	264	0	0	0.00%	0.00%	138	2
97 INTERTRADE ITA	40,000	182	0	0	0.00%	0.00%	2	1
98 GRAD PRESTRANEK	10,500	48	0	0	0.00%	0.00%	7	1
99 KOVINOTEHNA	0	0	0	0	0.00%	0.00%	0	0
100 DRAVINJSKI DOM	0	0	0	0	0.00%	0.00%	0	0
101 RTC KRVAVEC	0	0	0	0	0.00%	0.00%	0	0
102 HIPOTEKARNA BANKA	0	0	0	0	0.00%	0.00%	0	0
103 GEA COLLEGE	0	0	0	0	0.00%	0.00%	0	0
104 KOVINTRADE	0	0	0	0	0.00%	0.00%	0	0
105 RUDIS	0	0	0	0	0.00%	0.00%	0	0
106 BOHOR	0	0	0	0	0.00%	0.00%	0	0
107 DADAS	0	0	0	0	0.00%	0.00%	0	0
108 ELMO	0	0	0	0	0.00%	0.00%	0	0
109 JELEN	0	0	0	0	0.00%	0.00%	0	0
110 KMEČKA DZU	0	0	0	0	0.00%	0.00%	0	0
111 VOC CELJE	0	0	0	0	0.00%	0.00%	0	0
112 INTARA	0	0	0	0	0.00%	0.00%	0	0
113 GRADIS SPO	0	0	0	0	0.00%	0.00%	0	0
114 RAZVOJNA DRUŽBA	0	0	0	0	0.00%	0.00%	0	0
115 TOTRA PLASTIKA	0	0	0	0	0.00%	0.00%	0	0
116 STC CELJE	0	0	0	0	0.00%	0.00%	0	0
117 MEDVEŠEK PUŠNIK	0	0	0	0	0.00%	0.00%	0	0
Preferred shares	20,210,987	91,675	0	3,126,390	0.17%	0.46%	3,366	202
1 KMEČKA DRUŽBA HOLDING	20,210,987	91,675	0	3,126,390	0.17%	0.46%	3,366	202
2 HIPOTEKARNA BANKA	0	0	0	0	0.00%	0.00%	0	0
3 KOVINOTEHNA	0	0	0	0	0.00%	0.00%	0	0
4 PRIMOFIN	0	0	0	0	0.00%	0.00%	0	0
5 ZDRAVILIŠČE ROGAŠKA	0	0	0	0	0.00%	0.00%	0	0

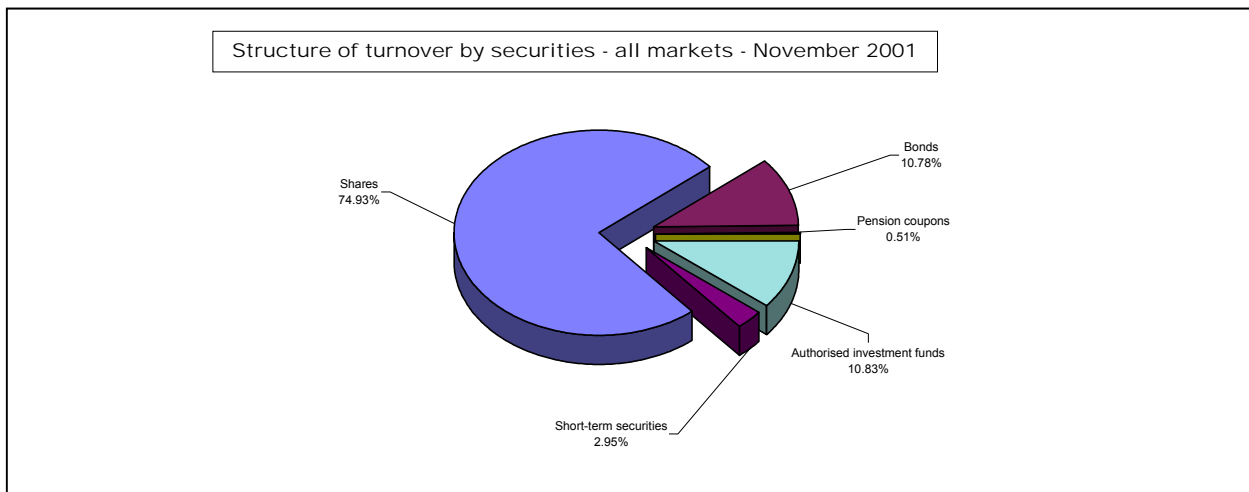
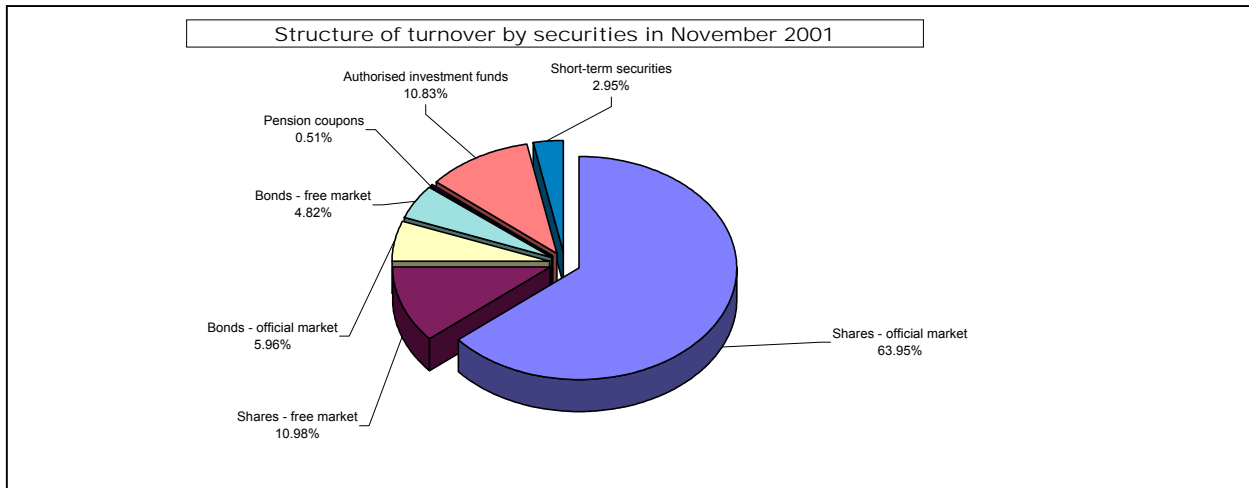
2. Bonds

Issue	Total (in SIT)	Total (in EUR)	Block trades (in SIT)	Cross trades (in SIT)	Share in total turnover on free market	Share in turnover of bonds	Volume in pieces	Number of bargains
Bonds	1,938,369,044	8,794,615	715,054,898	156,808,764	16.01%	100.00%	224,615	548
1 SLOV. ODŠKODNINSKA DRUŽBA 2 nd issue	1,922,323,323	8,721,838	715,054,898	154,425,349	15.88%	99.17%	224,564	541
2 LUBK KONVERTIBILNE	13,662,306	61,967	0	0	0.11%	0.70%	3	1
3 STANOVANJSKI SKLAD 3 rd issue	2,061,504	9,350	0	2,061,504	0.02%	0.11%	20	4
4 KMEČKA DRUŽBA 1 st issue	321,911	1,460	0	321,911	0.00%	0.02%	28	2
5 AUTOCOMMERCE 1 st issue	0	0	0	0	0.00%	0.00%	0	0
6 BANKA KOPER 2 nd issue	0	0	0	0	0.00%	0.00%	0	0
7 BANKA KOPER 3 rd issue	0	0	0	0	0.00%	0.00%	0	0
8 BANKA KOPER 4 th issue	0	0	0	0	0.00%	0.00%	0	0
9 BORZNA DR. POTEZA OBVEZNICE 2 nd issue	0	0	0	0	0.00%	0.00%	0	0
10 OBČINA ŠMARJE	0	0	0	0	0.00%	0.00%	0	0
12 PROBANKA 4 th issue	0	0	0	0	0.00%	0.00%	0	0
13 SI.MOBIL 1 st issue	0	0	0	0	0.00%	0.00%	0	0
14 SIP STROJNA INDUSTRIJA 1 st issue, A series	0	0	0	0	0.00%	0.00%	0	0
15 SIP STROJNA INDUSTRIJA 1 st issue, B series	0	0	0	0	0.00%	0.00%	0	0
16 VIPA	0	0	0	0	0.00%	0.00%	0	0
Total free market (shares and bonds)	6,354,583,079	28,819,322	1,858,890,210	2,218,245,639	52.50%	-	2,056,119	4,318

3. Authorised investment funds and pension coupons

Issue	Total (in SIT)	Total (in EUR)	Block trades (in SIT)	Cross trades (in SIT)	Share in total turnover on free market	Share in turnover of auth.inv. funds	Volume in pieces	Number of bargains
Total authorised investment funds	4,356,984,424	19,773,429	1,599,412,208	847,281,262	36.00%	100.00%	71,735,818	12,828
1 MAKSIMA 1	667,357,371	3,027,782	600,347,202	7,404,995	36.00%	15.32%	12,205,195	568
2 NIKA 1	615,129,793	2,793,597	0	221,525,935	5.51%	14.12%	7,342,736	67
3 NIKA	552,228,051	2,507,907	0	194,293,782	5.08%	12.67%	6,736,485	88
4 TRIGLAV STEBER 1	359,287,864	1,630,131	158,060,000	65,563,453	4.56%	8.25%	3,183,210	961
5 NFD 1	232,922,130	1,056,825	30,020,200	55,538,850	2.97%	5.35%	2,220,541	1,024
6 TRDNJAVA	207,174,619	941,025	181,172,049	560,409	1.92%	4.76%	5,866,460	84
7 INFOND ZLAT	194,356,616	881,505	0	40,347,390	1.71%	4.46%	3,906,537	1,218
8 VIZIJA DPB	190,548,158	864,466	176,712,500	2,653,421	1.61%	4.37%	4,680,503	111
9 TRIGLAV STEBER II	182,866,371	829,398	104,000,019	36,078,276	1.57%	4.20%	4,305,117	1,231
10 ZVON ENA	164,266,172	744,942	96,383,820	8,178,769	1.51%	3.77%	2,185,377	580
11 POMURSKA INV.DRUŽBA 1	161,550,514	733,408	122,291,660	6,718,924	1.36%	3.71%	1,363,974	255
12 ATENA 1. SKLAD	129,496,181	587,496	0	50,784,740	1.33%	2.97%	2,885,894	799
13 NFD 2	127,476,265	578,401	34,924,758	34,017,629	1.07%	2.93%	3,115,467	1,432
14 NIKA 2	103,044,206	467,947	0	29,636,108	1.05%	2.37%	1,387,727	61
15 ZLATA MONETA 1	80,448,385	364,696	38,500,000	7,530,359	0.85%	1.85%	1,058,430	370
16 MODRA LINIJA	70,935,476	321,677	57,000,000	7,260,235	0.66%	1.63%	1,221,796	125
17 ZVON DVA	65,392,273	296,691	0	16,014,514	0.59%	1.50%	1,821,904	725
18 ID KMEČKA DRUŽBA	65,282,633	296,175	0	21,521,829	0.54%	1.50%	920,004	648
19 PID KMEČKA DRUŽBA	32,313,422	146,565	0	7,337,781	0.54%	0.74%	997,928	564
20 POOBLAŠČENA POMURSKA INV. DRUŽBA	24,597,495	111,590	0	2,378,046	0.27%	0.56%	821,206	347
21 ZLATA MONETA II	23,361,051	105,979	0	3,926,336	0.20%	0.54%	594,227	372
22 KRONA SENIOR	21,453,288	97,301	0	3,994,177	0.19%	0.49%	560,923	186
23 VIPA INVEST SOČA	18,039,304	81,840	0	13,401,875	0.18%	0.41%	453,260	90
24 VIPA INVEST NANOS	11,406,188	51,746	0	36,960	0.15%	0.26%	147,944	66
25 MERCATA	10,544,126	47,885	0	178,319	0.09%	0.24%	357,357	101
26 MERCATA 1	7,151,779	32,437	0	191,644	0.09%	0.16%	247,415	144
27 KRONA KRONA	6,144,203	27,878	0	4,077,690	0.06%	0.14%	129,708	34
28 ARKADA ENA	5,533,975	25,116	0	1,760,157	0.05%	0.13%	135,859	57
29 PID AKTIVA AVANT I	5,176,800	23,485	0	737,895	0.05%	0.12%	174,250	130
30 KOMPAS SKLAD 2	4,769,878	21,638	0	823,651	0.04%	0.11%	162,309	78
31 KOMPAS SKLAD 4	4,276,077	19,401	0	363,864	0.04%	0.10%	150,507	113
32 ARKADA DVA	2,915,687	13,226	0	716,018	0.04%	0.07%	72,256	32
33 TRGATEV	2,732,610	12,401	0	152,156	0.02%	0.06%	90,970	48
34 ARKADA TRI	2,652,891	12,035	0	1,348,111	0.02%	0.06%	89,624	43
35 PLOD	1,882,984	8,542	0	57,078	0.02%	0.04%	61,862	30
36 SETEV	1,040,064	4,719	0	0	0.02%	0.02%	32,477	18
37 TRDNJAVA I	975,796	4,425	0	169,886	0.01%	0.02%	40,534	20
38 CAPINVEST 2	253,728	1,151	0	0	0.01%	0.01%	7,845	8
39 MODRA LINIJA 2	0	0	0	0	0.00%	0.00%	0	0
40 MODRA LINIJA 3	0	0	0	0	0.00%	0.00%	0	0
Pension coupons	205,917,427	933,936	0	22,028,588	1.70%	-	4,133,142	1,472
Short-term securities	1,186,377,900	5,384,000	1,168,436,700	16,513,200	9.80%	-	128,410	8
Total free market	12,103,862,830	54,910,687	4,626,739,118	3,104,068,689	100%	-	78,053,489	18,626
Total turnover in November 2001	40,229,526,022	182,486,118	23,617,659,992	6,221,042,716	-	-	80,279,131	28,108

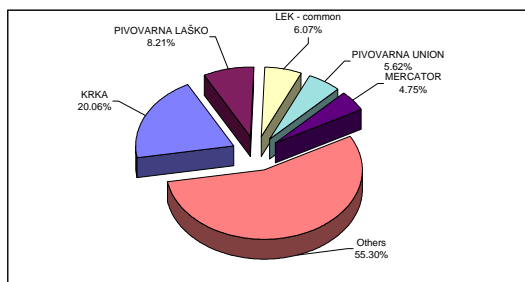
Structure of turnover by securities in November 2001



C3) MOST TRADED SECURITIES IN NOVEMBER 2001

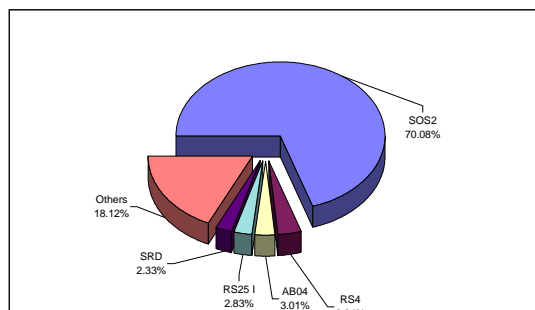
MOST TRADED SHARES

Issue	Turnover (in SIT) - order book trades only	Market capitalisation as of 30 November 2001 (in SIT)	Number of bargains - order book trades only
KRKA	2,388,840,367.00	100,092,711,465.16	1,371
PIVOVARNA LAŠKO	977,598,579.00	34,765,063,268.40	648
LEK - common	722,398,749.00	75,438,248,647.03	702
PIVOVARNA UNION	669,230,258.00	33,381,556,327.70	1,086
MERCATOR	565,236,584.00	54,511,648,748.96	694
Others	6,584,501,893.00	537,508,228,463.43	8,221
Total	11,907,806,430.00	835,697,456,920.68	12,722



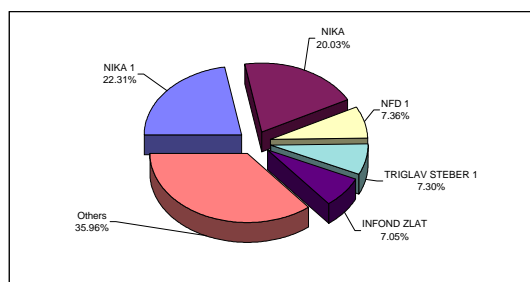
MOST TRADED BONDS

Issue	Turnover (in SIT) - order book trades only	Market capitalisation as of 30 November 2001 (in SIT)	Number of bargains - order book trades only
SLOVENSKA ODŠKODNINSKA DRUŽBA 2 nd issue	1,207,268,425.00	61,195,257,340.00	533
REPUBLIKA SLOVENIJA 4 th issue	62,648,776.00	32,161,122,277.64	55
ABANKA 4 th issue	51,767,804.00	2,218,111,380.00	14
REPUBLIKA SLOVENIJA 15 th issue, I series	48,761,663.00	9,430,365,000.00	8
SLOVENSKA RAZVOJNA DRUŽBA	40,075,973.00	5,540,738,600.00	20
Others	312,106,116.00	240,425,501,872.25	349
Total	1,722,628,757.00	350,971,096,469.89	979



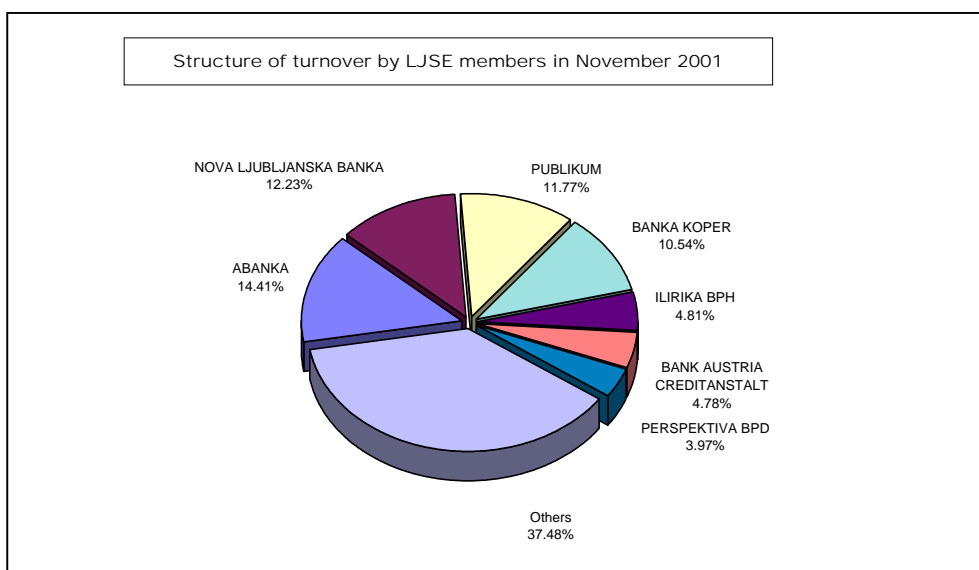
MOST TRADED AUTHORISED INVESTMENT FUNDS

Issue	Turnover (in SIT) - order book trades only	Market capitalisation as of 30 November 2001 (in SIT)	Number of bargains - order book trades only
NIKA 1	615,129,793.00	1,057,159,688.40	67
NIKA	552,228,051.00	1,095,487,093.74	88
NFD 1	202,901,930.00	17,132,312,207.00	1,023
TRIGLAV STEBER 1	201,227,864.00	16,916,812,809.00	960
INFOND ZLAT	194,356,616.00	17,358,123,206.30	1,218
Others	991,727,962.00	107,234,771,223.45	9,472
Total	2,757,572,216.00	160,794,666,227.89	12,828



C4) TURNOVER BY LJSE MEMBERS IN NOVEMBER 2001

	Member	Official market (in SIT)	Free market (in SIT)	Total (in SIT)	Share in turnover
1	ABANKA	7,801,770,791	3,794,007,481	11,595,778,272	14.41%
2	NOVA LJUBLJANSKA BANKA	6,217,596,570	3,625,605,888	9,843,202,457	12.23%
3	PUBLIKUM	9,056,380,783	410,378,626	9,466,759,409	11.77%
4	BANKA KOPER	8,395,808,145	84,907,533	8,480,715,678	10.54%
5	ILIRIKA BPH	2,877,771,429	994,988,452	3,872,759,881	4.81%
6	BANK AUSTRIA CREDITANSTALT	1,778,812,309	2,070,034,052	3,848,846,360	4.78%
7	PERSPEKTIVA BPD	1,952,483,148	1,245,187,747	3,197,670,895	3.97%
8	FACTOR BANKA	2,200,020,231	920,286,533	3,120,306,765	3.88%
9	COGITO BIS B.H.	2,813,613,461	20,481,395	2,834,094,856	3.52%
10	MOJA DELNICA BPH	709,031,187	2,072,003,158	2,781,034,345	3.46%
11	AC - BORZNO POSREDNIŠKA HIŠA	1,310,471,975	1,042,974,062	2,353,446,036	2.93%
12	POTEZA	1,487,722,674	510,323,221	1,998,045,896	2.48%
13	PROBANKA	1,330,897,153	505,775,579	1,836,672,733	2.28%
14	CERTIUS BPH	774,641,558	738,724,551	1,513,366,109	1.88%
15	MARIBORSKA BPH	384,318,864	1,124,294,320	1,508,613,184	1.88%
16	KREKOVA BANKA	654,942,967	767,564,575	1,422,507,542	1.77%
17	MEDVEŠEK PUŠNIK	885,465,328	454,978,589	1,340,443,917	1.67%
18	SLOVENSKA ZADRUŽNA KMETIJSKA BANKA	947,675,189	148,667,587	1,096,342,776	1.36%
19	BANKA VIPA	920,128,537	130,874,533	1,051,003,070	1.31%
20	PM&A BPD	562,043,551	396,388,391	958,431,941	1.19%
21	eBROKERS	209,435,203	739,638,833	949,074,036	1.18%
22	B P H	574,454,595	369,411,906	943,866,501	1.17%
23	ARGONOS BPH	355,265,231	451,905,185	807,170,415	1.00%
24	IT MODRA HIŠA	304,378,806	465,068,118	769,446,924	0.96%
25	PFC INTERFIN	523,835,431	162,611,662	686,447,094	0.85%
26	DOLENJSKA BPD	426,526,963	210,431,405	636,958,368	0.79%
27	CELJSKA BPH	357,463,888	267,635,377	625,099,265	0.78%
28	SKB BANKA	302,288,181	99,425,931	401,714,112	0.50%
29	BROD NA MURI BPH	91,391,978	194,297,927	285,689,905	0.36%
30	VERITAS BH	30,452,114	138,757,867	169,209,981	0.21%
31	GORENJSKA BANKA	14,238,138	50,095,159	64,333,297	0.08%
32	GBD Gorenška borzno posredniška družba	0	0	0	0.00%
	Others	56,251,326,378	24,207,725,641	80,459,052,020	100.00%



C5) TURNOVER IN YEARS 2000 AND 2001

MONTHLY TURNOVER ON OFFICIAL MARKET

Year 2000	Number of trading days	Turnover (in SIT)			Number of bargains	
		per month	average per day	average per bargain	per month	average per day
January	20	11,554,378,176	577,718,909	1,561,613	7,399	370
February	20	10,951,114,275	547,555,714	1,256,006	8,719	436
March	23	15,372,135,198	668,353,704	1,671,248	9,198	400
April	18	9,680,572,547	537,809,586	1,516,380	6,384	355
May	21	7,441,426,783	354,353,656	1,064,125	6,993	333
June	22	13,757,152,486	625,325,113	2,136,204	6,440	293
July	21	11,220,647,580	534,316,551	1,628,305	6,891	328
August	22	5,425,317,256	246,605,330	779,164	6,963	317
September	21	7,239,713,602	344,748,267	1,049,842	6,896	328
October	21	10,433,181,511	496,818,167	1,344,829	7,758	369
November	21	12,273,478,491	584,451,357	1,300,157	9,440	450
December	19	30,831,713,449	1,622,721,760	3,262,960	9,449	497
TOTAL	249	146,180,831,354	7,140,778,114	18,570,833	92,530	4,475
AVERAGE 2000	20.75	12,181,735,946	587,071,612	1,579,821	7,711	372
YEAR 2001						
January	21	19,859,854,808	945,707,372	2,028,793	9,789	466
February	19	12,525,024,737	659,211,828	1,725,923	7,257	382
March	22	10,801,883,219	490,994,692	1,467,049	7,363	335
April	19	11,622,847,951	611,728,840	1,906,635	6,096	321
May	21	17,542,247,620	835,345,125	2,499,252	7,019	334
June	20	17,166,334,022	858,316,701	2,281,544	7,524	376
July	22	24,675,174,458	1,121,598,839	2,788,786	8,848	402
August	22	12,900,872,510	586,403,296	1,434,227	8,995	409
September	20	23,082,322,152	1,154,116,108	2,045,217	11,286	564
October	22	22,564,375,151	1,025,653,416	2,247,448	10,040	456
November	21	28,125,663,189	1,339,317,295	2,966,216	9,482	452
TOTAL	229	200,866,599,817	9,628,393,510	23,391,090	93,699	4,497
AVERAGE 2001	20.82	18,260,599,983	877,146,724	2,143,743	8,518	409

MONTHLY TURNOVER ON FREE MARKET *

Year 2000	Number of trading days	Turnover (in SIT)			Number of bargains	
		per month	average per day	average per bargain	per month	average per day
January	20	9,207,536,593	460,376,830	287,296	32,049	1,602
February	20	10,801,688,037	540,084,402	318,333	33,932	1,697
March	23	12,649,126,420	549,962,018	316,537	39,961	1,737
April	18	7,094,949,034	394,163,835	287,105	24,712	1,373
May	21	7,725,650,715	367,888,129	316,885	24,380	1,161
June	22	9,635,875,956	437,994,362	405,482	23,764	1,080
July	21	6,334,035,275	301,620,727	315,896	20,051	955
August	22	5,464,015,619	248,364,346	266,837	20,477	931
September	21	11,726,413,416	558,400,639	565,619	20,732	987
October	21	9,207,081,007	438,432,429	454,401	20,262	965
November	21	11,298,696,692	538,033,176	496,036	22,778	1,085
December	19	22,291,204,480	1,173,221,288	1,062,802	20,974	1,104
TOTAL	249	123,436,273,244	6,008,542,182	5,093,229	304,072	14,677
AVERAGE 2000	20.75	10,286,356,104	495,728,005	405,944	25,339	1,221
YEAR 2001						
January	21	13,407,910,913	638,471,948	783,997	17,102	814
February	19	6,211,656,272	326,929,277	261,841	23,723	1,249
March	22	7,241,224,971	329,146,590	293,131	24,703	1,123
April	19	5,890,406,532	310,021,396	333,130	17,682	931
May	21	8,571,753,552	408,178,741	504,636	16,986	809
June	20	14,650,016,959	732,500,848	1,097,626	13,347	667
July	22	6,131,352,699	278,697,850	395,546	15,501	705
August	22	5,866,333,197	266,651,509	335,737	17,473	794
September	20	12,785,330,977	639,266,549	730,340	17,506	875
October	22	8,332,570,331	378,753,197	481,874	17,292	786
November	21	12,103,862,821	576,374,420	649,837	18,626	887
TOTAL	229	101,192,419,224	4,884,992,325	5,867,696	199,941	9,640
AVERAGE 2001	21	9,199,310,839	441,888,294	506,111	18,176	873

* Includes the turnover of shares, bonds, inv.funds, short-term securities and pension coupons.

TURNOVER BY SECURITIES ON ALL MARKETS OF LJUBLJANA STOCK EXCHANGE IN YEARS 1998 - 2001

Total turnover and number of bargains

Year	Number of trading days	Turnover (in SIT)			Number of bargains	
		per year	average per day	average per bargain	per year	average per day
2001	229	302,059,019,041	1,319,035,018	1,028,671	293,640	1,282
2000	249	269,617,104,598	1,082,799,617	679,818	396,602	1,593
1999	254	265,671,058,734	1,045,949,050	594,292	447,038	1,760
1998	252	173,374,959,032	687,995,869	729,680	237,604	943

Average turnover and number of bargains

Year	Turnover (in SIT)			Number of bargains	
	per month	per day	per bargain	per month	per day
2001	30,205,901,904	1,319,035,018	1,028,671	29,364	1,282
2000	22,468,092,050	1,082,799,617	679,818	33,050	1,593
1999	22,139,254,895	1,045,949,050	594,292	37,253	1,760
1998	14,447,913,253	687,995,869	729,680	19,800	943

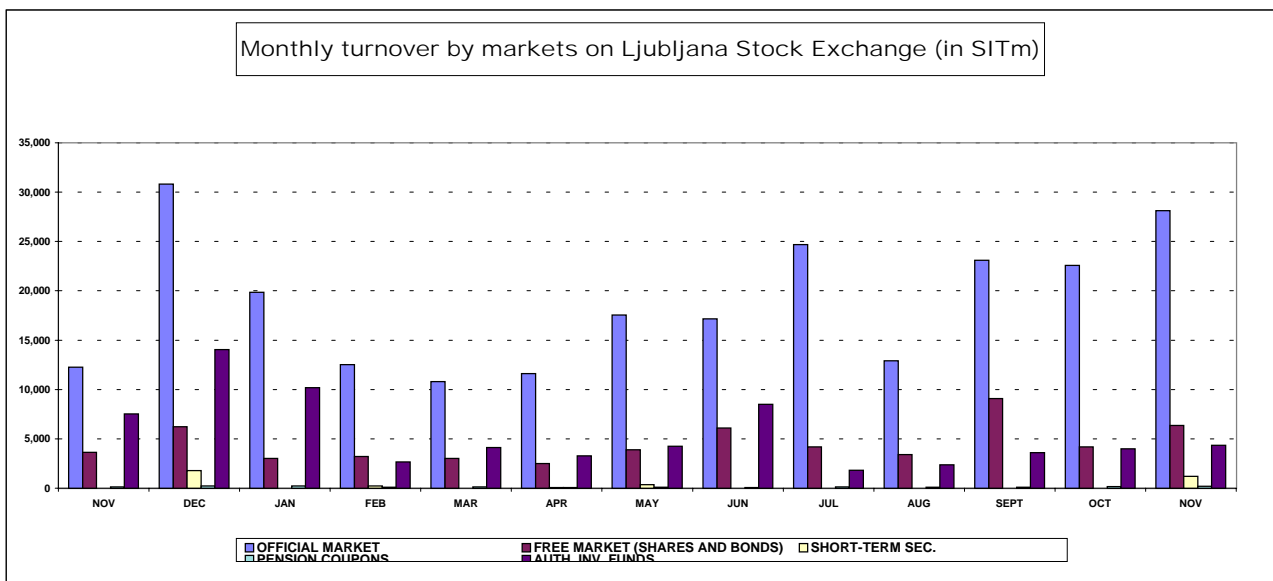
STRUCTURE OF TURNOVER

MONTHLY TURNOVER BY MARKETS ON LJUBLJANA STOCK EXCHANGE (in SIT)

YEAR 2000	OFFICIAL MARKET	FREE MARKET (SHARES AND BONDS)	SHORT-TERM SEC.	PENSION COUPONS	AUTHORISED INV. FUNDS	TOTAL
November	12,273,478,491	3,639,830,965	0	131,903,414	7,526,962,313	23,572,175,183
December	30,831,713,449	6,222,692,354	1,778,958,714	239,808,253	14,049,745,159	53,122,917,929
YEAR 2001						
January	19,859,854,808	3,000,827,600	0	228,681,921	10,178,401,392	33,267,765,721
February	12,525,024,737	3,206,020,353	241,267,912	103,530,741	2,660,837,266	18,736,681,009
March	10,801,883,219	3,012,466,600	0	116,114,180	4,112,644,192	18,043,108,191
April	11,622,847,948	2,496,461,297	49,625,000	55,701,329	3,288,618,901	17,513,254,475
May	17,542,247,617	3,886,750,028	349,983,000	100,605,853	4,234,414,665	26,114,001,163
June	17,166,334,022	6,090,600,891	0	57,843,995	8,501,572,073	31,816,350,981
July	24,675,174,458	4,180,182,541	0	144,759,666	1,806,410,492	30,806,527,157
August	12,900,872,510	3,418,962,967	0	81,180,038	2,366,190,192	18,767,205,707
September	23,082,322,152	9,074,891,442	5,226,900	88,671,856	3,616,540,779	35,867,653,129
October	22,564,375,151	4,170,491,080	0	177,349,000	3,984,730,251	30,896,945,482
November	28,125,663,189	6,354,583,073	1,186,377,900	205,917,427	4,356,984,421	40,229,526,010
TOTAL 2001	200,866,599,811	48,892,237,872	1,832,480,712	1,360,356,006	49,107,344,624	302,059,019,025

MONTHLY TURNOVER BY SECURITIES ON LJUBLJANA STOCK EXCHANGE (in SIT)

YEAR 2000	SHARES	BONDS	SHORT-TERM SEC.	PENSION COUPONS	AUTHORISED INV. FUNDS	TOTAL
November	12,147,213,292	3,766,096,164	0	131,903,414	7,526,962,313	23,572,175,183
December	28,094,668,287	8,959,737,516	1,778,958,714	239,808,253	14,049,745,159	53,122,917,929
YEAR 2001						
January	19,144,723,509	3,715,958,898	0	228,681,921	10,178,401,392	33,267,765,720
February	10,101,522,961	5,629,522,129	241,267,912	103,530,741	2,660,837,266	18,736,681,009
March	10,517,637,139	3,296,712,680	0	116,114,180	4,112,644,192	18,043,108,191
April	10,034,783,459	4,084,525,785	49,625,000	55,701,329	3,288,618,902	17,513,254,475
May	17,834,968,827	3,594,028,819	349,983,000	100,605,853	4,234,414,665	26,114,001,164
June	20,351,552,526	2,905,382,387	0	57,843,995	8,501,572,073	31,816,350,981
July	24,652,522,010	4,202,834,989	0	144,759,666	1,806,410,492	30,806,527,157
August	13,199,051,688	3,120,783,789	0	81,180,038	2,366,190,192	18,767,205,707
September	30,065,871,531	2,091,342,063	5,226,900	88,671,856	3,616,540,779	35,867,653,129
October	22,465,252,348	4,269,613,883	0	177,349,000	3,984,730,251	30,896,945,482
November	30,142,626,414	4,337,619,848	1,186,377,900	205,917,427	4,356,984,421	40,229,526,010
TOTAL 2001	208,510,512,412	41,248,325,270	1,832,480,712	1,360,356,006	49,107,344,625	302,059,019,025



D) MARKET CAPITALISATION

MARKET CAPITALISATION - OFFICIAL MARKET (in SIT)

	30 Nov 2001	31 Dec 2000	31 Oct 2001	30 Nov 2001	Index 30 Nov 2001 / 31 Oct 2001	Index 30 Nov 2001 / 31 Dec 2000	Index 30 Nov 2001 / 30 Nov 2000	Share
SHARES	543,275,554,490	579,446,081,627	653,271,361,481	680,938,938,257	104	118	125	71.05%
Banks	40,466,431,950	44,303,719,033	69,338,160,959	71,192,159,313	103	161	176	10.45%
Companies	502,809,122,540	535,142,362,594	583,933,200,522	609,746,778,944	104	114	121	89.55%
BONDS	215,003,792,593	228,563,080,455	272,143,440,482	277,421,113,490	102	121	129	28.95%
State	166,400,426,481	178,553,607,502	218,978,108,056	220,085,541,727	101	123	132	79.33%
Banks	39,274,406,986	41,519,859,874	44,787,267,210	48,927,133,057	109	118	125	17.64%
Companies	9,328,959,127	8,489,613,080	8,378,065,216	8,408,438,706	100	99	90	3.03%
TOTAL	758,279,347,083	808,009,162,082	925,414,801,963	958,360,051,746	104	119	126	100.00%

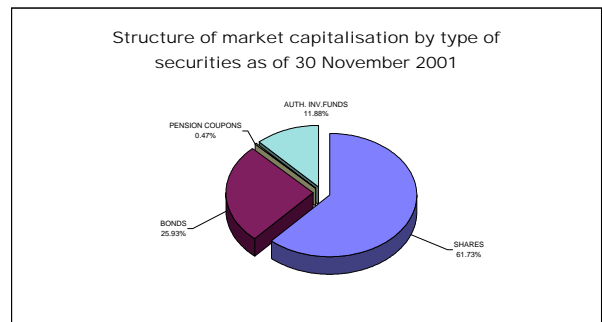
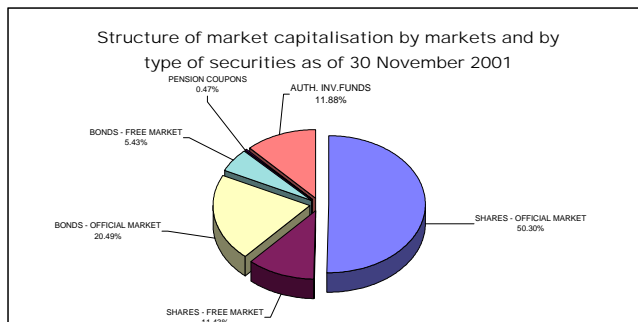
MARKET CAPITALISATION - FREE MARKET (in SIT)

	30 Nov 2001	31 Dec 2000	31 Oct 2001	30 Nov 2001	Index 30 Nov 2001 / 31 Oct 2001	Index 30 Nov 2001 / 31 Dec 2000	Index 30 Nov 2001 / 30 Nov 2000	Share
SHARES	123,141,013,988	125,646,427,438	145,299,662,423	154,758,518,664	107	123	126	39.14%
Banks	1,517,700,000	1,517,700,000	1,517,700,000	1,517,700,000	100	100	100	0.98%
Companies	121,623,313,988	124,128,727,438	143,781,962,423	153,240,818,664	107	123	126	99.02%
BONDS	24,236,573,315	26,451,580,268	69,421,428,256	73,549,982,980	106	278	303	18.60%
State	16,732,710,520	16,931,718,340	59,059,824,375	63,219,822,267	107	373	378	85.95%
Communities	277,359,840	278,830,764	22,653,090	22,718,439	100	8	8	0.03%
Banks	1,952,316,158	3,938,873,757	4,894,273,351	4,847,058,055	99	123	248	6.59%
Companies	5,274,186,798	5,302,157,407	5,444,677,441	5,460,384,219	100	103	104	7.42%
PENSION COUPONS	6,286,886,990	6,703,101,561	5,937,107,627	6,325,207,944	107	94	101	1.60%
INVESTMENT FUNDS	160,050,656,258	171,621,207,464	156,653,822,041	160,794,666,228	103	94	100	40.66%
TOTAL *	313,715,130,550	330,422,316,731	377,312,020,347	395,428,375,816	105	120	126	100.00%
TOTAL SHARES	666,416,568,477	705,092,509,065	798,571,023,904	835,697,456,921	105	119	125	61.73%
TOTAL BONDS	239,240,365,908	255,014,660,724	341,564,868,738	350,971,096,470	103	138	147	25.93%
PENSION COUPONS	6,286,886,990	6,703,101,561	5,937,107,627	6,325,207,944	107	94	101	0.47%
INVESTMENT FUNDS	160,050,656,258	171,621,207,464	156,653,822,041	160,794,666,228	103	94	100	11.88%
TOTAL CAPITALISATION ON LJSE *	1,071,994,477,633	1,138,431,478,813	1,302,726,822,310	1,353,788,427,562	104	119	126	100.00%

* Investment funds are included in market capitalisation

EXCHANGE RATES

IDEM=107,5367 SIT as of 30 Nov 2000	IDEM=108,1070 SIT as of 29 Dec 2000	IDEM=112,5214 SIT as of 30 Oct 2001	IDEM=112,8460 SIT as of 30 Nov 2001
USD=243,6839 SIT as of 30 Nov 2000	USD=227,7701 SIT as of 29 Dec 2000	USD=244,8245 SIT as of 30 Oct 2001	USD=246,0418 SIT as of 30 Nov 2001
EUR=210,3236 SIT as of 30 Nov 2000	EUR=211,4390 SIT as of 29 Dec 2000	EUR=220,0727 SIT as of 30 Oct 2001	EUR=220,7076 SIT as of 30 Nov 2001



D1) MARKET CAPITALISATION OF SHARES - OFFICIAL MARKET AS OF 30 NOVEMBER 2001

Issue	Number of shares traded	Number of issued shares	Share of traded shares	Price as of 30 Nov 2001	Market capitalisation as of 30 Nov 2001 (in SIT)	Market capitalisation as of 30 Nov 2001 (in DEM)	Market capitalisation as of 30 Nov 2001 (in EUR)	Market capitalisation as of 30 Nov 2001 (in USD)
Common shares	-	-	-	-	672,089,330,257	5,955,809,956	3,045,157,168	2,709,580,927
1 Krka	3,542,612	3,542,612	100.00%	28,254 SIT	100,092,711,465	886,985,019	453,508,223	403,531,628
2 Lek	1,790,623	1,792,782	99.88%	42,130 SIT	75,438,248,647	668,506,182	341,801,771	304,135,225
3 Mercator	3,208,504	3,208,504	100.00%	16,990 SIT	54,511,648,749	483,062,304	246,985,825	219,767,994
4 Banka Koper	531,359	531,359	100.00%	95,079 SIT	50,521,108,929	447,699,599	228,905,162	203,679,819
5 Petrol	2,086,301	2,086,301	100.00%	22,762 SIT	47,488,425,088	420,825,063	215,164,431	191,453,316
6 Pivovarna Laško	6,363,405	6,363,405	100.00%	5,463 SIT	34,765,063,268	308,075,282	157,516,385	140,158,083
7 Pivovarna Union	451,114	451,114	100.00%	73,998 SIT	33,381,556,328	295,815,149	151,247,879	134,580,366
8 Sava	1,720,987	1,720,987	100.00%	16,876 SIT	29,044,133,846	257,378,497	131,595,531	117,093,707
9 Intereuropa	7,210,700	7,210,700	100.00%	3,849 SIT	27,755,859,082	245,962,277	125,758,511	111,899,926
10 Gorenje	12,200,000	12,200,000	100.00%	2,251 SIT	27,467,568,000	243,407,547	124,452,298	110,737,658
11 Istrabenz	5,180,000	5,180,000	100.00%	4,947 SIT	25,627,998,200	227,105,951	116,117,425	103,321,288
12 Luka	7,140,000	7,140,000	100.00%	3,392 SIT	24,217,309,200	214,604,941	109,725,760	97,633,984
13 SKB banka	8,749,298	8,749,298	100.00%	2,008 SIT	17,568,590,384	155,686,426	79,601,203	70,829,152
14 Merkur	912,585	912,585	100.00%	15,642 SIT	14,274,298,662	126,493,617	64,675,157	57,547,956
15 BTC	725,828	725,828	100.00%	16,600 SIT	12,048,817,383	106,772,215	54,591,765	48,575,754
16 Droga	282,768	282,768	100.00%	40,000 SIT	11,310,720,000	100,231,466	51,247,533	45,600,056
17 Kolinska	3,166,992	3,169,525	99.92%	3,285 SIT	10,403,062,001	92,188,133	47,135,042	41,940,762
18 Delo Ljubljana	667,464	667,464	100.00%	14,643 SIT	9,773,795,496	86,611,803	44,283,910	39,403,824
19 Terme Čatež	449,981	449,981	100.00%	17,000 SIT	7,649,677,000	67,788,641	34,659,781	30,840,274
20 Etoil	274,576	274,576	100.00%	24,800 SIT	6,809,484,800	60,343,165	30,852,969	27,452,973
21 Aerodrom	1,936,229	1,936,229	100.00%	3,336 SIT	6,458,485,452	57,232,737	29,262,633	26,037,891
22 Žito	337,446	348,765	96.75%	16,996 SIT	5,735,066,867	50,822,066	25,984,909	23,121,373
23 Salus	124,970	125,000	99.98%	44,644 SIT	5,579,160,680	49,440,482	25,278,516	22,492,825
24 Kompas MTS	3,526,714	3,526,714	100.00%	1,405 SIT	4,955,033,170	43,909,693	22,450,669	19,976,605
25 Radenska	5,061,856	5,061,856	100.00%	916 SIT	4,635,647,725	41,079,416	21,003,571	18,688,978
26 Zdravilišče Moravske Toplice	2,861,843	2,861,843	100.00%	1,379 SIT	3,946,166,694	34,969,487	17,879,614	15,909,281
27 Živila	319,997	319,997	100.00%	12,320 SIT	3,942,404,640	34,936,149	17,862,569	15,894,114
28 Emona Obala	1,741,456	1,741,456	100.00%	2,150 SIT	3,744,130,400	33,179,115	16,964,211	15,094,756
29 Mlinotest	2,389,177	2,389,177	100.00%	1,515 SIT	3,618,766,943	32,068,190	16,396,204	14,589,343
30 Delo Prodaja	593,549	593,549	100.00%	5,400 SIT	3,205,164,600	28,402,997	14,522,221	12,921,873
31 Comet	1,700,688	1,700,688	100.00%	1,800 SIT	3,061,238,400	27,127,576	13,870,109	12,341,623
32 Koloniale	650,516	650,516	100.00%	1,647 SIT	1,071,399,852	9,494,354	4,854,386	4,319,433
33 GPG	199,411	199,411	100.00%	4,001 SIT	797,915,199	7,070,833	3,615,259	3,216,858
34 Tehnunion	84,005	84,005	100.00%	7,800 SIT	655,239,000	5,806,488	2,968,810	2,641,647
35 Geodetski zavod Slovenije	379,820	379,820	100.00%	1,000 SIT	379,933,946	3,366,836	1,721,436	1,531,734
36 Nika	479,688	480,000	99.94%	320 SIT	153,500,160	1,360,262	695,491	618,848
Preferred shares	-	-	-	-	8,849,608,000	78,421,991	40,096,526	35,677,890
1 Lek	138,820	140,394	98.88%	41,400 SIT	5,747,148,000	50,929,125	26,039,647	23,170,079
2 Probanka	400,000	400,000	100.00%	5,000 SIT	1,999,960,000	17,722,914	9,061,582	8,062,996
3 Banka Vipava	17,500	17,500	100.00%	63,000 SIT	1,102,500,000	9,769,952	4,995,297	4,444,815
TOTAL SHARES	-	-	-	-	680,938,938,257	6,034,231,947	3,085,253,694	2,745,258,816

EXCHANGE RATES		
	1 DEM =	112.8460 SIT as of 30 Nov 2001
	1 USD =	248.0418 SIT as of 30 Nov 2001
	1 EUR =	220.7076 SIT as of 30 Nov 2001

MARKET CAPITALISATION OF SHARES - FREE MARKET AS OF 30 NOVEMBER 2001

Issue	Number of shares traded	Number of issued shares	Share of traded shares	Price as of 30 Nov 2001	Market capitalisation as of 30 Nov 2001 (in SIT)	Market capitalisation as of 30 Nov 2001 (in DEM)	Market capitalisation as of 30 Nov 2001 (in EUR)	Market capitalisation as of 30 Nov 2001 (in USD)
Common shares	-	-	-	-	152,602,979,056	1,352,311,815	691,426,027	615,230,897
1 CINKARNA	812,477	814,626	99.74%	14,347 SIT	11,656,526,271	103,295,875	52,814,340	46,994,201
2 HELIOS	219,861	219,861	100.00%	40,592 SIT	8,924,562,534	79,086,211	40,436,136	35,980,075
3 KMEČKA DRUŽBA HOLDING	924,969	924,969	100.00%	8,475 SIT	7,838,668,290	69,463,413	35,516,078	31,602,207
4 BELINKA HOLDING	2,702,532	2,702,532	100.00%	2,724 SIT	7,361,399,889	65,234,035	33,353,631	29,678,062
5 DZS	1,429,368	1,686,384	84.76%	3,500 SIT	5,002,788,000	44,332,878	22,667,040	20,169,133
6 CEMENTARNA TRBOVLJE	176,600	176,600	100.00%	27,900 SIT	4,927,140,000	43,662,514	22,324,288	19,864,152
7 HOTELI PALACE	2,346,102	2,346,102	100.00%	1,992 SIT	4,673,130,191	41,411,571	21,173,400	18,840,091
8 VALKARTON	852,097	852,156	99.99%	5,101 SIT	4,346,546,797	38,517,509	19,693,689	17,523,445
9 FRUCTAL	2,504,151	2,505,613	99.94%	1,695 SIT	4,244,535,945	37,613,526	19,231,490	17,112,180
10 MARINA PORTOROŽ	313,932	313,932	100.00%	13,000 SIT	4,081,116,000	36,165,358	18,491,053	16,453,340
11 GRAND HOTEL UNION	1,814,613	1,814,613	100.00%	2,110 SIT	3,828,325,338	33,925,220	17,345,689	15,434,194
12 JUTEKS	641,432	641,432	100.00%	5,000 SIT	3,207,160,000	28,420,680	14,531,262	12,929,917
13 NAMA	2,861,310	2,861,310	100.00%	1,000 SIT	2,861,310,000	25,355,883	12,964,257	11,535,596
14 CETIS	200,000	220,642	90.64%	14,251 SIT	2,850,100,000	25,256,544	12,913,466	11,490,402
15 JATA-MESO	119,602	119,602	100.00%	22,960 SIT	2,746,089,428	24,334,841	12,442,206	11,071,075
16 TOSAMA	295,670	295,670	100.00%	8,911 SIT	2,634,818,855	23,348,802	11,938,052	10,622,479
17 AKTIVA AVANT	4,814,478	4,814,478	100.00%	506 SIT	2,436,607,316	21,592,323	11,039,979	9,823,374
18 MEDALJON	1,734,000	1,734,000	100.00%	1,292 SIT	2,239,565,040	19,846,207	10,147,204	9,028,982
19 GORENJSKI TISK	960,176	1,070,328	89.71%	2,126 SIT	2,041,334,176	18,089,557	9,249,043	8,229,799
20 SLOVENJALEŠ	303,777	304,004	99.93%	6,552 SIT	1,990,346,904	17,637,727	9,018,026	8,024,240
21 PINUS RAČE	148,203	148,203	100.00%	13,000 SIT	1,926,639,000	17,073,171	8,729,373	7,767,396
22 TUB SWATY	288,940	288,940	100.00%	6,401 SIT	1,849,504,940	16,389,637	8,379,888	7,456,424
23 MESNA INDUSTRIJA PRIMORSKE	1,478,742	1,478,742	100.00%	1,240 SIT	1,834,202,002	16,254,028	8,310,552	7,394,729
24 MITOL	770,509	770,509	100.00%	2,280 SIT	1,756,760,520	15,567,770	7,959,674	7,082,518
25 SATURNUS AVTOOPREMA	483,061	647,122	74.65%	3,501 SIT	1,691,104,779	14,985,952	7,662,195	6,817,822
26 KMETIJSKI KOMBINAT PTUJ	2,531,109	2,531,109	100.00%	660 SIT	1,671,038,162	14,808,129	7,571,276	6,736,922
27 LIV POSTOJNA	161,600	161,600	100.00%	10,005 SIT	1,616,808,000	14,327,561	7,325,566	6,518,288
28 LIP BLEĐ	2,155,899	2,155,899	100.00%	740 SIT	1,595,365,260	14,137,544	7,228,411	6,431,840
29 MEDVEŠEK PUŠNIK	80,000	80,000	100.00%	19,800 SIT	1,584,000,000	14,036,829	7,176,916	6,386,020
30 COLOR	803,701	950,391	84.57%	1,832 SIT	1,472,372,195	13,047,624	6,671,144	5,935,984
31 INTERTRADE ITA	69,531	69,531	100.00%	20,000 SIT	1,390,620,000	12,323,166	6,300,735	5,606,394
32 KS1 - NALOŽBE	4,178,783	4,178,783	100.00%	322 SIT	1,344,272,703	11,912,453	6,090,740	5,419,541
33 KOVINOTEHNA	4,124,504	4,124,504	100.00%	320 SIT	1,319,717,545	11,694,854	5,979,484	5,320,545
34 INTERTRADE ITS	1,260,000	1,260,000	100.00%	1,001 SIT	1,261,260,000	11,176,825	5,714,620	5,084,869
35 HIPOTEKARNA BANKA	300,000	300,000	100.00%	3,999 SIT	1,199,700,000	10,631,303	5,435,699	4,836,685
36 JADRAN	226,334	226,334	100.00%	5,100 SIT	1,154,303,400	10,229,015	5,230,012	4,653,665
37 JATA-REJA	84,474	93,859	90.00%	13,572 SIT	1,146,507,315	10,159,929	5,194,689	4,622,234
38 RUDIS	516,996	599,143	86.29%	2,203 SIT	1,138,890,488	10,092,431	5,160,178	4,591,526
39 POM-INVEST	2,241,983	2,241,983	100.00%	500 SIT	1,120,408,584	9,928,651	5,076,439	4,517,015
40 PLAMA - PUR	686,798	686,798	100.00%	1,629 SIT	1,119,034,321	9,916,473	5,070,212	4,511,475
41 KD GROUP	99,176	99,176	100.00%	10,506 SIT	1,041,972,809	9,233,582	4,721,055	4,200,795
42 EMONA KRMLA	26,860	26,860	100.00%	38,544 SIT	1,035,278,410	9,174,259	4,690,724	4,173,806
43 VELETRGOVINA POTROŠNIK	777,581	976,249	79.65%	1,298 SIT	1,008,911,348	8,940,604	4,571,258	4,067,505
44 KRUH-PECIVO	555,934	654,040	85.00%	1,799 SIT	1,000,125,266	8,862,745	4,531,449	4,032,084
45 TOPLICE DOBRNA	682,010	692,542	98.48%	1,450 SIT	988,914,500	8,763,399	4,480,654	3,986,886
46 GORIŠKE OPEKARNE	392,725	523,634	75.00%	2,503 SIT	982,931,766	8,710,382	4,453,547	3,962,767
47 CERTIUS HOLDING	1,875,377	1,875,377	100.00%	523 SIT	981,666,091	8,699,166	4,447,813	3,957,664
48 GOZDNO GOSPODARSTVO BLEĐ	489,520	611,900	80.00%	1,995 SIT	976,499,391	8,653,381	4,424,403	3,936,834
49 GEA TOVARNA OLJA	660,348	846,600	78.00%	1,420 SIT	937,892,264	8,311,258	4,249,479	3,781,186
50 CM CELJE	64,357	64,357	100.00%	13,503 SIT	869,019,007	7,700,929	3,937,422	3,503,518
51 KEMA PUČONCI	217,346	217,346	100.00%	3,799 SIT	825,790,913	7,317,857	3,741,561	3,329,241
52 MERCATA HOLDING	2,898,918	2,898,917	100.00%	276 SIT	801,000,033	7,098,169	3,629,236	3,229,293
53 KMEČKA DZU	20,000	20,000	100.00%	40,000 SIT	800,000,000	7,089,308	3,624,705	3,225,263
54 JAVOR PIVKA	1,194,700	1,194,700	100.00%	655 SIT	782,050,620	6,930,247	3,543,379	3,152,899
55 SATURNUS EMBALAŽA	84,064	85,929	97.83%	9,000 SIT	756,576,000	6,704,500	3,427,956	3,050,196
56 GOZDNO GOSP. POSTOJNA	686,273	686,273	100.00%	1,100 SIT	754,900,300	6,689,650	3,420,364	3,043,440
57 MELAMIN	466,489	466,489	100.00%	1,591 SIT	742,142,015	6,576,591	3,362,558	2,992,004
58 KOMPAS HOTELI KG	162,700	162,700	100.00%	4,531 SIT	737,209,970	6,532,885	3,340,211	2,972,120
59 MERCATA 1 HOLDING	2,693,249	2,693,249	100.00%	270 SIT	727,177,230	6,443,979	3,294,754	2,931,672
60 TOV. SLADKORJA ORMOŽ	497,163	497,163	100.00%	1,450 SIT	720,886,350	6,388,231	3,266,251	2,906,310
61 RTC KRVAVEC	205,734	205,734	100.00%	3,412 SIT	701,923,261	6,220,187	3,180,331	2,829,859

Issue	Number of shares traded	Number of issued shares	Share of traded shares	Price as of 30 Nov 2001	Market capitalisation as of 30 Nov 2001 (in SIT)	Market capitalisation as of 30 Nov 2001 (in DEM)	Market capitalisation as of 30 Nov 2001 (in EUR)	Market capitalisation as of 30 Nov 2001 (in USD)
62 AVTO CELJE	418,077	418,077	100.00%	1,645 SIT	687,736,665	6,094,471	3,116,053	2,772,664
63 NIKO ŽELEZNIKI	35,875	35,875	100.00%	18,900 SIT	678,037,500	6,008,520	3,072,108	2,733,561
64 PPC GORENJSKI SEJEM	336,091	336,091	100.00%	1,898 SIT	637,910,801	5,652,932	2,890,298	2,571,788
65 POTROŠNIK	614,973	730,495	84.19%	1,020 SIT	627,272,460	5,558,659	2,842,097	2,528,898
66 LESNINA EMMI	684,037	714,827	95.69%	899 SIT	615,051,869	5,450,365	2,786,727	2,479,630
67 DANA	356,128	404,231	88.10%	1,700 SIT	605,417,600	5,364,989	2,743,075	2,440,789
68 INTARA	101,000	101,000	100.00%	5,900 SIT	595,879,800	5,280,469	2,699,861	2,402,336
69 OLJARICA	70,404	70,404	100.00%	8,400 SIT	591,393,600	5,240,714	2,679,534	2,384,250
70 KOŠAKI TMI MARIBOR	43,236	43,236	100.00%	12,500 SIT	540,450,000	4,789,270	2,448,715	2,178,867
71 TEKSTINA	1,127,293	1,503,057	75.00%	460 SIT	518,554,780	4,595,243	2,349,510	2,090,594
72 KLASJE	835,600	835,600	100.00%	560 SIT	467,936,000	4,146,678	2,120,163	1,886,521
73 INTES	549,982	549,982	100.00%	800 SIT	439,985,600	3,898,992	1,993,523	1,773,837
74 DRAVINJSKI DOM	216,560	216,560	100.00%	1,999 SIT	432,903,440	3,836,232	1,961,434	1,745,284
75 ELMO	708,000	708,000	100.00%	600 SIT	424,800,000	3,764,422	1,924,718	1,712,615
76 SVILANIT	408,487	410,407	99.53%	1,002 SIT	409,242,701	3,626,559	1,854,230	1,649,894
77 AVANT HOLDING	706,855	706,855	100.00%	557 SIT	393,887,880	3,490,490	1,784,659	1,587,990
78 NOVOLIT	224,298	224,298	100.00%	1,700 SIT	381,306,600	3,379,000	1,727,655	1,537,268
79 ALPETOUR POT. AGENCIJA	263,042	263,042	100.00%	1,402 SIT	368,784,884	3,268,037	1,670,921	1,486,785
80 ŽELEZ. RAVNE - MONTER DRAV.	275,835	444,100	62.11%	1,300 SIT	358,585,500	3,177,654	1,624,708	1,445,666
81 MURALES	322,045	322,045	100.00%	1,025 SIT	329,947,984	2,923,878	1,494,955	1,330,211
82 TUS KO-SI	229,456	229,456	100.00%	1,400 SIT	321,238,400	2,846,697	1,455,493	1,295,098
83 CAPITA	582,021	582,021	100.00%	550 SIT	320,111,550	2,836,712	1,450,388	1,290,555
84 PULSAR HOLDING	939,319	939,319	100.00%	323 SIT	303,400,037	2,688,620	1,374,670	1,223,181
85 UPIMO GROUP	215,000	215,000	100.00%	1,393 SIT	299,387,500	2,653,063	1,356,489	1,207,004
86 UNITAS	145,115	173,377	83.70%	1,965 SIT	285,150,975	2,526,904	1,291,985	1,149,609
87 INLES RIBNICA	609,005	555,525	109.63%	450 SIT	274,052,250	2,428,551	1,241,698	1,104,863
88 ZLATOROG	209,610	209,610	100.00%	1,300 SIT	272,493,000	2,414,733	1,234,634	1,098,577
89 EGOLES ŠKOFJA LOKA	258,300	258,300	100.00%	940 SIT	242,802,000	2,151,623	1,100,107	978,875
90 HIDROTEHNIK	330,034	384,472	85.84%	700 SIT	231,023,800	2,047,248	1,046,741	931,391
91 TOTRA PLASTIKA	227,809	227,809	100.00%	1,000 SIT	227,809,000	2,018,760	1,032,176	918,430
92 INTEGRAL JESENICE	243,784	256,556	95.02%	870 SIT	212,092,080	1,879,482	960,964	855,066
93 DOM SMREKA	406,199	406,199	100.00%	515 SIT	209,192,485	1,853,787	947,826	843,376
94 BOHOR	209,170	263,067	79.51%	999 SIT	208,960,830	1,851,734	946,777	842,442
95 LIZ INŽENIRING	188,677	235,846	80.00%	1,100 SIT	207,544,700	1,839,185	940,360	836,733
96 GEA COLLEGE	147,885	147,885	100.00%	1,300 SIT	192,250,500	1,703,654	871,064	775,073
97 AGROKOMBINAT MARIBOR	403,808	499,291	80.88%	450 SIT	181,713,600	1,610,279	823,323	732,593
98 ZDRAVILIŠČE ROGAŠKA	891,864	961,898	92.72%	191 SIT	170,310,349	1,509,228	771,656	686,620
99 CREINA	48,594	48,594	100.00%	3,300 SIT	160,365,059	1,421,097	726,595	646,524
100 SAVINJA MOZIRJE	105,780	105,780	100.00%	1,490 SIT	157,612,200	1,396,702	714,122	635,426
101 SVILA	1,263,478	1,263,478	100.00%	101 SIT	127,737,626	1,131,964	578,764	514,984
102 MK TISKARNA	103,954	103,954	100.00%	1,200 SIT	124,744,800	1,105,443	565,204	502,918
103 IMP ČRPALKE	333,034	333,034	100.00%	350 SIT	116,561,900	1,032,929	528,128	469,928
104 ALPDOM	47,816	47,816	100.00%	1,450 SIT	69,333,200	614,405	314,141	279,522
105 GRAD PRESTRANEK	43,235	43,235	100.00%	1,500 SIT	64,852,500	574,699	293,839	261,458
106 SIJAJ HRASTNIK	26,880	26,880	100.00%	2,200 SIT	59,127,936	523,970	267,902	238,379
107 MLAJ	67,062	93,000	72.11%	800 SIT	53,649,600	475,423	243,080	216,293
108 AVTOPR. IN SERVISI	308,696	308,696	100.00%	140 SIT	43,217,440	382,977	195,813	174,235
109 GRADIS GP	304,750	304,750	100.00%	120 SIT	36,570,000	324,070	165,694	147,435
110 RAZVOJNA DRUŽBA	21,948	21,948	100.00%	1,205 SIT	26,447,340	234,367	119,830	106,625
111 ZASAVSKI RAČUNSKI CENTER	43,466	70,700	61.48%	421 SIT	18,299,186	162,161	82,911	73,775
112 JELEN	50,849	67,798	75.00%	255 SIT	12,966,495	114,904	58,750	52,275
113 DADAS	31,320	31,320	100.00%	301 SIT	9,427,320	83,541	42,714	38,007
Preferred shares	-	-	-	-	2,155,539,609	19,101,604	9,766,495	8,690,227
1 KMEČKA DR. HOLDING	266,413	266,413	100.00%	6,002 SIT	1,598,880,284	14,168,693	7,244,337	6,446,011
2 HIPOTEKARNA BANKA	79,500	79,500	100.00%	4,000 SIT	318,000,000	2,818,000	1,440,820	1,282,042
3 KOVINOTEHNA	527,955	527,955	100.00%	399 SIT	210,654,045	1,866,739	954,449	849,268
4 ZDRAVILIŠČE ROGAŠKA	27,818	30,000	92.73%	960 SIT	26,705,280	236,652	120,998	107,664
5 PRIMOFIN	10,000	10,000	100.00%	130 SIT	1,300,000	11,520	5,890	5,241
TOTAL SHARES					154,758,518,664	1,371,413,419	701,192,522	623,921,124

EXCHANGE RATES		
	1 DEM =	112.8460 SIT as of 30 Nov 2001
	1 USD =	248.0418 SIT as of 30 Nov 2001
	1 EUR =	220.7076 SIT as of 30 Nov 2001

D2) MARKET CAPITALISATION OF BONDS - OFFICIAL MARKET AS OF 30 NOVEMBER 2001

Issue	Number of issued bonds	Price as of 30 Nov 2001	Principal amt. as of 30 Nov 2001	Currency of denomination	Market capitalisation as of 30 Nov 2001 (in SIT)	Market capitalisation as of 30 Nov 2001 (in DEM)	Market capitalisation as of 30 Nov 2001 (in EUR)	Market capitalisation as of 30 Nov 2001 (in USD)
1 REPUBLIKA SLOVENIJA 10 th issue	5,218,961	102.00	8,245.56	SIT	43,893,921,184	388,971,884	198,878,159	176,961,791
2 REPUBLIKA SLOVENIJA 4 th issue	267,656	106.48	1,000.00	DEM	32,161,122,278	285,000,109	145,718,237	129,660,091
3 REPUBLIKA SLOVENIJA 13 th issue	106,701	100.58	1,000.00	DEM	12,110,617,576	107,319,866	54,871,774	48,824,906
4 REPUBLIKA SLOVENIJA 18 th issue	500,000	102.10	100.00	EUR	11,267,122,980	99,845,125	51,050,000	45,424,291
5 REPUBLIKA SLOVENIJA 24 th issue	1,100,000	102.00	10,000.00	SIT	11,220,000,000	99,427,538	50,836,491	45,234,311
6 REPUBLIKA SLOVENIJA 12 th issue	963,281	101.01	10,000.00	SIT	9,730,101,381	86,224,602	44,085,937	39,227,668
7 REPUBLIKA SLOVENIJA 15 th issue, I series	89,813	105.00	100,000.00	SIT	9,430,365,000	83,568,447	42,727,867	38,019,257
8 REPUBLIKA SLOVENIJA 23 th issue	400,000	102.80	100.00	EUR	9,057,839,904	80,267,266	41,040,000	36,517,393
9 REPUBLIKA SLOVENIJA 15 th issue, E series	89,813	100.31	100,000.00	SIT	9,009,142,030	79,835,723	40,819,356	36,321,064
10 REPUBLIKA SLOVENIJA 17 th issue	900,000	100.00	10,000.00	SIT	9,000,000,000	79,754,710	40,777,934	36,284,207
11 REPUBLIKA SLOVENIJA 25 th issue	800,000	100.02	10,000.00	SIT	8,001,600,000	70,907,254	36,254,302	32,259,079
12 REPUBLIKA SLOVENIJA 22 nd issue	800,000	99.71	10,000.00	SIT	7,976,800,000	70,687,486	36,141,936	32,159,096
13 REPUBLIKA SLOVENIJA 26 th issue	337,647	100.50	100.00	EUR	7,489,386,531	66,368,206	33,933,524	30,194,050
14 REPUBLIKA SLOVENIJA 14 th issue	630,400	101.00	10,000.00	SIT	6,367,040,000	56,422,381	28,848,304	25,669,222
15 REPUBLIKA SLOVENIJA 19 th issue	600,000	103.00	10,000.00	SIT	6,180,000,000	54,764,901	28,000,848	24,915,155
16 REPUBLIKA SLOVENIJA 20 th issue	600,000	102.20	10,000.00	SIT	6,132,000,000	54,339,542	27,783,366	24,721,640
17 REPUBLIKA SLOVENIJA 16 th issue	600,000	100.00	10,000.00	SIT	6,000,000,000	53,169,807	27,185,289	24,189,471
18 SLOV. RAZVOJNA DRUŽBA	50,000	98.20	1,000.00	DEM	5,540,738,600	49,100,000	25,104,430	22,337,923
19 REPUBLIKA SLOVENIJA 15 th issue, H series	47,902	104.00	100,000.00	SIT	4,981,808,000	44,146,961	22,571,982	20,084,550
20 NLB 2 nd issue, A series	40,000	100.01	100,000.00	SIT	4,000,400,000	35,450,082	18,125,339	16,127,927
21 BTC HIPOTEKARNE OBVEZNICE	340,000	110.37	92.86	DEM	3,932,283,386	34,846,458	17,816,710	15,853,309
22 SKB OBVEZNICE 4 th issue, A series	38,182	101.00	100,000.00	SIT	3,856,382,000	34,173,848	17,472,810	15,547,307
23 NLB TOLARSKE	27,300	101.01	100,000.00	SIT	2,757,573,000	24,436,604	12,494,237	11,117,372
24 NLB 3	12,000	100.00	1,000.00	EUR	2,648,491,200	23,469,961	12,000,000	10,677,600
25 HOTELI BERNARDIN	20,000	102.10	1,000.00	DEM	2,304,315,320	20,420,000	10,440,580	9,290,028
26 NLB DEVIZNE	20,000	101.31	1,000.00	DEM	2,286,485,652	20,262,000	10,359,796	9,218,147
27 ABANKA 5 th issue	100,000	101.80	100.00	EUR	2,246,803,368	19,910,350	10,180,000	9,058,164
28 BANKA CELJE 4 th issue	100,000	100.80	100.00	EUR	2,224,732,608	19,714,767	10,080,000	8,969,184
29 ABANKA 4 th issue	100,000	100.50	100.00	EUR	2,218,111,380	19,656,092	10,050,000	8,942,490
30 BANKA CELJE 3 rd issue	100,000	100.50	100.00	EUR	2,218,111,380	19,656,092	10,050,000	8,942,490
31 NFD INV. SVETOVANJE	16,000	100.00	135,740.00	SIT	2,171,840,000	19,246,052	9,840,350	8,755,944
32 STANOVANJSKI SKLAD 2 nd issue	20,000	105.00	96,553.00	SIT	2,027,613,000	17,967,965	9,186,874	8,174,481
33 NOVA KBM 3 rd issue, A series	20,000	100.00	100,000.00	SIT	2,000,000,000	17,723,269	9,061,763	8,063,157
34 SL. ZADR. KMET. BANKA 3 rd issue	200,000	100.00	10,000.00	SIT	2,000,000,000	17,723,269	9,061,763	8,063,157
35 NOVA KBM 2 nd issue	18,000	100.10	500.00	EUR	1,988,354,768	17,620,073	9,009,000	8,016,208
36 NOVA KBM 3 rd issue, B series	18,000	100.00	500.00	EUR	1,986,368,400	17,602,471	9,000,000	8,008,200
37 REPUBLIKA SLOVENIJA 8 th issue	965,330	99.00	18.32	DEM	1,975,707,446	17,507,997	8,951,696	7,965,220
38 NOVA KBM 1 st issue	15,000	100.00	1,000.00	DEM	1,692,690,000	15,000,000	7,669,378	6,824,213
39 SKB OBVEZNICE 3 rd issue	35,000	100.00	400.00	DEM	1,579,844,000	14,000,000	7,158,086	6,369,265
40 ABANKA 3 rd issue	70,000	97.00	100.00	EUR	1,498,604,604	13,280,086	6,790,000	6,041,742
41 SKB OBVEZNICE 4 th issue, B series	11,818	97.25	500.00	EUR	1,268,296,775	11,239,182	5,746,503	5,113,238
42 ABANKA 1 st issue	20,000	103.40	500.00	DEM	1,166,827,640	10,340,000	5,286,758	4,704,157
43 NLB 2 nd issue, B series	10,000	100.00	500.00	EUR	1,103,538,000	9,779,150	5,000,000	4,449,000
44 DOLENJSKA BANKA DEVIZNE	17,508	100.50	500.00	DEM	992,793,153	8,797,770	4,498,228	4,002,524
45 BANKA ZASAVJE OBVEZNICE 2 nd issue	18,000	97.04	500.00	DEM	985,551,826	8,733,600	4,465,419	3,973,330
46 DOL. BANKA TOLARSKE	18,000	100.00	50,000.00	SIT	900,000,000	7,975,471	4,077,793	3,628,421
47 LB SB VELENJE 1 st issue	80,000	100.20	10,000.00	SIT	801,600,000	7,103,486	3,631,955	3,231,713
48 KREKOVA BANKA 2 nd issue	14,000	100.00	500.00	DEM	789,922,000	7,000,000	3,579,043	3,184,633
49 PROBANKA 2 nd issue	60,000	101.50	100.00	DEM	687,232,140	6,090,000	3,113,767	2,770,630
50 STANOVANJSKI SKLAD RS 1 st issue	70,965	95.00	70.01	DEM	532,615,817	4,719,847	2,413,219	2,147,283
51 BANKA VIPA 6 th issue	10,000	100.00	200.00	EUR	441,415,200	3,911,660	2,000,000	1,779,600
52 BANKA VIPA 7 th issue	10,000	100.00	200.00	EUR	441,415,200	3,911,660	2,000,000	1,779,600
53 BANKA VIPA 5 th issue	10,000	100.00	175.00	EUR	386,238,300	3,422,703	1,750,000	1,557,150
54 SL.ZADR.KMET.BANKA	10,000	104.00	328.66	DEM	385,714,850	3,418,064	1,747,628	1,555,040
55 BANKA VIPA 3 rd issue	10,000	100.00	312.50	DEM	352,643,750	3,125,000	1,597,787	1,421,711
56 BANKA VIPA 4 th issue	8,000	99.00	375.00	DEM	335,152,620	2,970,000	1,518,537	1,351,194
57 FACTOR BANKA 1 st issue	10,000	100.50	212.60	DEM	241,110,149	2,136,630	1,092,442	972,055
58 PROBANKA 1 st issue	80,000	100.50	2,952.42	SIT	237,374,568	2,103,527	1,075,516	956,994
59 BANKA VIPA 2 nd issue	8,000	105.00	218.75	DEM	207,354,525	1,837,500	939,499	835,966
TOTAL					277,421,113,490	2,458,404,494	1,256,962,214	1,118,445,010

EXCHANGE RATES	1 DEM =	112.8460 SIT as of 30 Nov 2001
	1 USD =	248.0418 SIT as of 30 Nov 2001
	1 EUR =	220.7076 SIT as of 30 Nov 2001

MARKET CAPITALISATION OF BONDS - FREE MARKET AS OF 30 NOVEMBER 2001

Issue	Number of issued bonds	Price as of 30 November 2001	Principal amt. as of 30 November 2001	Currency of denomination	Market capitalisation as of 30 Nov 2001 (in SIT)	Market capitalisation as of 30 Nov 2001 (in DEM)	Market capitalisation as of 30 Nov 2001 (in EUR)	Market capitalisation as of 30 Nov 2001 (in USD)
1 SLOVENSKA ODŠKODNINSKA DR. 2 nd issue	7,000,000	77.47	100.00	DEM	61,195,257,340	542,290,000	277,268,464	246,713,487
2 AUTOCOMMERCE 1 st issue	22,300	106.20	1,000.00	DEM	2,672,486,680	23,682,600	12,108,721	10,774,340
3 STANOVANJSKI SKLAD 3 rd issue	20,000	102.01	99,233.65	SIT	2,024,564,927	17,940,954	9,173,064	8,162,193
4 BANKA KOPER 4 th issue	20,000	100.00	100,000.00	SIT	2,000,000,000	17,723,269	9,061,763	8,063,157
5 PROBANKA 4 th issue	50,000	108.00	100.00	EUR	1,191,821,040	10,561,482	5,400,000	4,804,920
6 BANKA KOPER 3 rd issue	10,000	100.00	500.00	EUR	1,103,538,000	9,779,150	5,000,000	4,449,000
7 KMEČKA DRUŽBA 1 st issue	80,000	102.01	100.00	DEM	920,913,637	8,160,800	4,172,551	3,712,736
8 SIP STROJNA INDUSTRIJA 1 st issue, A series	32,500	100.00	200.00	DEM	733,499,000	6,500,000	3,323,397	2,957,159
9 SI.MOBIL 1 st issue	5,000	100.00	731.57	DEM	412,773,741	3,657,850	1,870,229	1,664,130
10 SIP STROJNA INDUSTRIJA 1 st issue, B series	17,250	100.00	200.00	DEM	389,318,700	3,450,000	1,763,957	1,569,569
11 UBK KONVERTIBILNE	80	98.00	41,223.50	DEM	364,709,515	3,231,922	1,652,456	1,470,355
12 BORZNA DRUŽBA POTEZA 2 nd issue	15,000	100.10	100.00	EUR	331,392,461	2,936,679	1,501,500	1,336,035
13 BANKA KOPER 2 nd issue	3,000	100.00	153.00	USD	113,851,186	1,008,908	515,846	459,000
14 VIPA	4,000	103.70	156.25	DEM	73,138,314	648,125	331,381	294,863
15 OBČINA ŠMARJE	1,579	102.00	125.00	DEM	22,718,439	201,323	102,935	91,591
TOTAL					73,549,982,980	651,773,062	333,246,263	296,522,534

EXCHANGE RATES			
1 DEM =	112.8460	SIT as of 30 Nov 2001	
1 USD =	248.0418	SIT as of 30 Nov 2001	
1 EUR =	220.7076	SIT as of 30 Nov 2001	

D3) MARKET CAPITALISATION OF AUTHORISED INVESTMENT FUNDS AS OF 30
NOVEMBER 2001

	Authorised Inv. Fund	Number of shares traded	Price as of 30 November 2001	Market capitalisation as of 30 Nov 2001 (in SIT)	Market capitalisation as of 30 Nov 2001 (in DEM)	Market capitalisation as of 30 Nov 2001 (in EUR)	Market capitalisation as of 30 Nov 2001 (in USD)
1	INFOND ZLAT	336,854,710	51.53	17,358,123,206	153,821,342	78,647,601	69,980,637
2	NFD 1	160,580,300	106.69	17,132,312,207	151,820,288	77,624,478	69,070,262
3	TRIGLAV STEBER 1	147,487,470	114.70	16,916,812,809	149,910,611	76,648,076	68,201,460
4	ATENA 1. SKLAD	297,107,158	44.72	13,286,632,106	117,741,277	60,200,157	53,566,101
5	NFD 2	291,379,659	40.06	11,672,669,140	103,438,927	52,887,482	47,059,283
6	MAKSIMA 1	216,646,243	48.73	10,557,171,421	93,553,794	47,833,294	42,562,066
7	ZVON ENA	137,974,360	71.96	9,928,634,946	87,983,933	44,985,469	40,028,072
8	TRIGLAV STEBER II	195,412,551	40.16	7,847,768,048	69,544,052	35,557,308	31,638,893
9	ID KMEČKA DRUŽBA	92,046,145	74.02	6,813,255,653	60,376,581	30,870,055	27,468,175
10	ZLATA MONETA 1	68,297,800	77.49	5,292,396,522	46,899,283	23,979,222	21,336,712
11	ZVON DVA	141,224,712	37.22	5,256,383,781	46,580,152	23,816,052	21,191,524
12	POMURSKA INV.DRUŽBA 1	35,923,940	125.45	4,506,658,273	39,936,358	20,419,135	18,168,947
13	MODRA LINIJA	52,986,743	66.00	3,497,125,038	30,990,244	15,845,059	14,098,934
14	PID KMEČKA DRUŽBA	95,913,558	35.12	3,368,484,157	29,850,275	15,262,203	13,580,308
15	ZLATA MONETA II	82,333,757	39.70	3,268,650,153	28,965,583	14,809,867	13,177,820
16	KRONA SENIOR	73,170,428	38.80	2,839,012,606	25,158,292	12,863,230	11,445,702
17	VIPA INVEST SOČA	71,171,215	39.84	2,835,461,206	25,126,821	12,847,139	11,431,385
18	VIPA INVEST NANOS	33,096,900	77.00	2,548,461,300	22,583,532	11,546,776	10,274,322
19	VIZIJA DPB	44,074,632	39.10	1,723,318,111	15,271,415	7,808,150	6,947,692
20	KOMPAS SKLAD 2	44,293,242	29.88	1,323,482,071	11,728,214	5,996,541	5,335,722
21	ARKADA ENA	30,210,725	40.70	1,229,576,508	10,896,058	5,571,066	4,957,134
22	KOMPAS SKLAD 4	41,633,800	29.50	1,228,197,100	10,883,834	5,564,816	4,951,573
23	NIKA	32,574,698	33.63	1,095,487,094	9,707,806	4,963,522	4,416,542
24	NIKA 1	30,911,102	34.20	1,057,159,688	9,368,163	4,789,865	4,262,022
25	PID AKTIVA AVANT I	29,520,040	31.91	941,984,476	8,347,522	4,268,020	3,797,684
26	MERCATA	28,923,982	29.96	866,562,501	7,679,160	3,926,292	3,493,615
27	ARKADA DVA	20,087,233	41.88	841,253,318	7,454,879	3,811,619	3,391,579
28	MERCATA 1	26,821,153	29.72	797,124,667	7,063,827	3,611,677	3,213,671
29	POOBL. POMURSKA INV. DRUŽBA	22,967,400	33.99	780,661,926	6,917,941	3,537,087	3,147,300
30	ARKADA TRI	20,135,474	31.64	637,086,397	5,645,627	2,886,563	2,568,464
31	TRDNJAVA	25,932,762	23.18	601,121,423	5,326,918	2,723,610	2,423,468
32	KRONA KRONA	12,871,618	41.34	532,112,688	4,715,388	2,410,940	2,145,254
33	TRGATEV	17,585,800	30.10	529,332,580	4,690,752	2,398,343	2,134,046
34	SETEV	15,405,373	32.00	492,971,936	4,368,537	2,233,597	1,987,455
35	NIKA 2	12,555,868	34.89	438,074,235	3,882,054	1,984,862	1,766,131
36	PLOD	10,478,017	30.38	318,322,156	2,820,855	1,442,280	1,283,341
37	CAPINVEST 2	5,876,900	37.57	220,795,133	1,956,606	1,000,397	890,153
38	TRDNJAVA I	8,917,902	24.00	214,029,648	1,896,652	969,743	862,877
	TOTAL			160,794,666,228	1,424,903,552	728,541,592	648,256,327

MARKET CAPITALISATION OF PENSION COUPONS AS OF 30 NOVEMBER 2001

Number of coupons traded	Price as of 30 Nov 2001	Market capitalisation (in SIT)	Market capitalisation (in DEM)	Market capitalisation (in EUR)	Market capitalisation (in USD)
120,526,066	52.48	6,325,207,944	56,051,681	28,658,768	25,500,573

EXCHANGE RATES	
1 DEM =	112.8460 SIT as of 30 Nov 2001
1 USD =	248.0418 SIT as of 30 Nov 2001
1 EUR =	220.7076 SIT as of 30 Nov 2001

E) OTHER

E1) INDICATORS AS OF 30 NOVEMBER 2001 (shares - official market)

SECTOR	Price as of 30 Nov 2001	Total net profit (loss) in 000 SIT in year 2000	Earning per share as of 31 Dec 2000	P / E ⁽¹⁾	Dividend for year 2000	Dividend yield	Book value as of 31 Dec 2000	Market book ratio	Turnover ratio ⁽²⁾
BANKS									
Banka Koper	95,079 SIT	2,360,248	4,546.15 SIT	20.91	4,500 SIT	4.73%	41,542.85 SIT	2.29	0.29
Banka Vipa	63,000 SIT	213,976	1,603.39 SIT	⁽⁴⁾	1,600 SIT	2.54%	88,653.92 SIT	⁽⁴⁾	0.46
Probanka Maribor	5,000 SIT	387,773	496.09 SIT	⁽⁴⁾	242 SIT	4.84%	5,206.37 SIT	⁽⁴⁾	0.28
SKB banka	2,008 SIT	0	0	⁽⁴⁾	0	0.00%	3,502.69 SIT	0.57	0.20
CHEMICALS									
Etol Celje	24,800 SIT	453,588	1,663.53 SIT	14.91	1,500 SIT	6.05%	34,734.96 SIT	0.71	0.62
Sava Kranj	16,876 SIT	1,630,157	996.67 SIT	16.93	480 SIT	2.84%	27,749.36 SIT	0.61	0.29
CONSTRUCTION									
Gradbeno podjetje Grosuplje	4,001 SIT	(642,963)	(4,052.47 SIT)	⁽⁴⁾	0	0	23,749.13 SIT	⁽⁴⁾	0.02
FOOD AND BEVERAGES									
Droga Portorož	40,000 SIT	1,505,353	5,344.10 SIT	7.48	1,625 SIT	4.06%	45,585.34 SIT	0.88	0.26
Kolinska Ljubljana	3,285 SIT	871,611	275.58 SIT	11.92	100 SIT	3.04%	4,354.71 SIT	0.75	0.31
Mlinotest Ajdovščina	1,515 SIT	221,615	102.69 SIT	14.75	20 SIT	1.32%	1,825.63 SIT	0.83	0.20
Pivovarna Laško	5,463 SIT	1,492,896	279.64 SIT	19.54	140 SIT	2.56%	4,453.80 SIT	1.23	0.49
Pivovarna Union	73,998 SIT	1,273,341	2,943.30 SIT	25.14	615 SIT	0.83%	37,774.97 SIT	1.96	1.08
Radenska Radenci	916 SIT	(3,919,242)	(779.03 SIT)	⁽⁴⁾	0	0.00%	3,310.01 SIT	⁽⁴⁾	0.03
Žito Ljubljana	16,996 SIT	639,518	1,859.30 SIT	9.14	510 SIT	3.00%	46,723.17 SIT	0.36	0.25
HEALTH RESORTS									
Terme Čatež	17,000 SIT	722,346	1,630.37 SIT	10.43	500 SIT	2.94%	26,972.79 SIT	0.63	0.20
Zdravilišče Moravske Toplice	1,379 SIT	253,688	88.64 SIT	15.56	0	0.00%	2,587.98 SIT	0.53	0.14
HOUSEHOLD APPLIANCES									
Gorenje	2,251 SIT	2,884,829	236.46 SIT	9.52	70 SIT	3.11%	3,508.59 SIT	0.64	0.25
NON-METALS									
Comet Zreče	1,800 SIT	340,540	203.01 SIT	8.87	0	0.00%	2,473.60 SIT	0.73	0.38
OIL AND GAS									
Istrabenz Koper	4,947 SIT	276,483	53.38 SIT	92.69	80 SIT	1.62%	3,977.81 SIT	1.24	0.19
Petrol Ljubljana	22,762 SIT	645,762	314.43 SIT	72.39	500 SIT	2.20%	27,265.85 SIT	0.83	0.31
OTHER FINANCIAL INTERMEDIATION									
Nika Brežice	320 SIT	177,013	369 SIT	0.87	0	0.00%	929.43 SIT	0.34	0.08
PHARMACEUTICALS									
Krka Novo mesto	28,254 SIT	7,112,521	2,106.15 SIT	13.41	700 SIT	2.48%	19,578.49 SIT	1.44	0.23
Lek Ljubljana	42,130 SIT	6,136,667	3,261.54 SIT	12.92	950 SIT	2.25%	28,383.49 SIT	1.48	0.27
PUBLISHING									
Delo Ljubljana	14,643 SIT	889,281	1,332.33 SIT	10.99	1,000 SIT	6.83%	6,524.98 SIT	2.24	0.22
REAL ESTATE / TRADE									
Blagovno trgovinski center BTC	16,600 SIT	1,208,763	1,672.01 SIT	9.93	350 SIT	2.11%	22,702.13 SIT	0.73	1.26
TRANSPORT									
Aerodrom Ljubljana ⁽⁵⁾	3,336 SIT	1,156,795	304.70 SIT	10.95	166 SIT	4.98%	3,812.35 SIT	0.87	0.22
Intereuropa Koper	3,849 SIT	1,717,626	238.21 SIT	16.16	160 SIT	4.16%	3,195.77 SIT	1.20	0.37
Luka Koper ⁽⁵⁾	3,392 SIT	2,900,367	207.17 SIT	16.37	150 SIT	4.42%	3,367.95 SIT	1.01	0.15
TRADE									
Delo Prodaja	5,400 SIT	414,958	704.37 SIT	7.67	360 SIT	6.67%	4,498.94 SIT	1.20	0.62
Emona obala Koper ⁽³⁾	2,150 SIT	347,269	230.15 SIT	9.34	0	0.00%	6,514.99 SIT	0.33	0.34
Koloniale Maribor	1,647 SIT	63,948	98.30 SIT	16.75	0	0.00%	3,729.84 SIT	0.44	0.04
Kompas MTS	1,405 SIT	1,740,250	493.45 SIT	2.85	800 SIT	56.94%	4,479.24 SIT	0.31	0.44
Mercator Ljubljana	16,990 SIT	4,008,563	1249.36 SIT	13.60	300 SIT	1.77%	20,715.63 SIT	0.82	0.32
Salus Ljubljana	44,644 SIT	870,572	6,527.54 SIT	6.84	3,000 SIT	6.72%	38,364.43 SIT	1.16	0.08
Merkur Kranj	15,642 SIT	233,318	258.29 SIT	60.56	550 SIT	3.52%	26,297.28 SIT	0.59	0.05
Tehnounion Ljubljana	7,800 SIT	200,354	2,405.90 SIT	3.24	0	0.00%	49,044.68 SIT	0.16	0.30
Živila Kranj	12,320 SIT	400,389	1,387.24 SIT	8.88	0	0.00%	31,423.21 SIT	0.39	0.19

Calculated on the basis of nonconsolidated financial statement for 2000. Statements are consolidated for the following issues: Emona obala Koper, Istrabenz, Lek, Mercator, Merkur, Petrol, Radenska, Sava, Tehnounion, Živila and Žito. An average number of shares traded in year 2000 has been used for the calculations.

⁽¹⁾ P / E = PRICE / EARNING PER SHARE

⁽²⁾ Yearly turnover / average capitalisation as of 30 November 2001, 31 May 2001 and 30 November 2000.

⁽³⁾ Shares of daughter company are excluded.

⁽⁴⁾ Not applicable.

⁽⁵⁾ Calculation of P/E for Aerodrom and Luka Koper includes common and preferred shares.

E2) RECORD VALUES

RECORD DAILY TURNOVER IN YEAR 2001

12 JULY 2001

	Value (in SIT)	Number of bargains	Volume in pieces
Order book trades	505,701,563	903	1,203,552
Cross trades	322,782,621	176	322,466
Block trades	9,229,267,239	28	492,150
Total	10,057,751,423	1,107	2,018,168

MAX AND MIN VALUE OF TURNOVER AND INDICES

	In year 2001		In years 1989-2000	
Monthly turnover (in SITm)	40,230	November 2001	53,123	December 2000
Daily turnover (in SITm)	10,058	12 July 2001	7,716	27 Dec 2000
Number of bargains per day	2,013	12 Sept 2001	5,900	8 July 1999
Value of block trade (in SITm)	8,127.55	23 Nov 2001	3,995	24 Nov 1998
Max value of SBI 20 index	2,129.84	30 Nov 2001	2,026.47	10 Aug 1998
Min value of SBI 20 index	1,700.24	25 Apr 2001	891.93	10 Sep 1996
Max value of SBI 20NT index	2,078.39	30 Nov 2001	1,871.02	8 Sept 1999
Min value of SBI 20NT index	1,661.96	9 May 2001	1,437.30	1 July 1998
Max value of IPT index	1,763.48	30 Nov 2001	1,806.98	30 Dec 1999
Min value of IPT index	1,415.06	23 May 2001	1,318.83	1 July 1998
Max value of PIX index	1,570.97	30 Nov 2001	1,633.77	19 Oct 1999
Min value of PIX index	1,328.44	23 May 2001	965.15	29 Apr 1999
Max value of FOOD AND BEVERAGES index	2,101.52	26 Nov 2001	2,128.13	7 Aug 1998
Min value of FOOD AND BEVERAGES index	1,499.15	3 May 2001	1,551.34	3 Apr 2000
Max value of PHARMACEUTICALS index	2,182.30	9 Jan 2001	2,623.07	11 Aug 1998
Min value of PHARMACEUTICALS index	1,864.01	25 Apr 2001	1,558.05	25 May 2000
Max value of CHEMICALS index	1,889.11	30 Nov 2001	2,176.97	6 Aug 1998
Min value of CHEMICALS index	1,599.36	14 Mar 2001	1,476.44	1 July 1998
Max value of OIL AND GAS index	2,562.03	30 Nov 2001	2,488.67	21 Aug 1998
Min value of OIL AND GAS index	1,745.14	14 Mar 2001	1,591.73	27 June 2000
Max value of TRANSPORT index	2,044.04	30 Nov 2001	1,731.88	3 Sep 1999
Min value of TRANSPORT index	1,544.80	30 Mar 2001	1,132.46	1 July 1998
Max value of TRADE index	1,829.42	27 Nov 2001	2,195.82	31 Jan 2000
Min value of TRADE index	1,452.18	22 May 2001	1,172.80	1 July 1998
Max value of BIO index	110.08	17 Sept 2001	113.52	14 Dec 1995
Min value of BIO index	107.81	21 Mar 2001	100.46	5 July 1995

E3) NEW LISTED SECURITIES AND CHANGES IN YEAR 2001

NEW LISTED LONG - TERM SECURITIES ON LJUBLJANA STOCK EXCHANGE IN YEAR 2001

OFFICIAL MARKET

SHARES

Issuer	Trading code	Type of share	Nominal value	Listing date	First trading day
Geodetski zavod Slovenije	GZRG	common	1,000 SIT	14 Dec 2000	8 Jan 2001
Delo Prodaja	DPRG	common	1,000 SIT	25 Jan 2001	12 Feb 2001

BONDS

Issuer	Trading code	Nomin. value of issue	Issue	Listing date	First trading day
Banka Celje	BCE4	10,000,000 EUR	4 th issue	25 Jan 2001	9 Feb 2001
Republika Slovenija	RS22	8,000,000,000 SIT	22 nd issue	15 Feb 2001	22 Feb 2001
Republika Slovenija	RS23	40,000,000 EUR	23 rd issue	15 Feb 2001	20 Feb 2001
Republika Slovenija	RS24	4,996,000,000 SIT	24 th issue	16 Mar 2001	22 Mar 2001
Republika Slovenija	RS25	8,000,000,000 SIT	25 th issue	20 Apr 2001	3 May 2001
Republika Slovenija	RS26	14,200,000 EUR	26 th issue	4 June 2001	14 June 2001
Banka Vipa	VIP7	2,000,000 EUR	7 th issue	9 July 2001	19 July 2001
Nova Ljubljanska banka	NLB5	12,000,000 EUR	3 rd issue	17 Sept 2001	27 Sept 2001
Abanka	AB05	10,000,000 EUR	5 th issue	17 Sept 2001	26 Sept 2001
Nova kreditna banka Maribor	NKBM3	2,000,000,000 SIT	3 th issue	29 Oct 2001	14 Nov 2001
Nova kreditna banka Maribor	NKBM4	9,000,000 EUR	4 th issue	29 Oct 2001	14 Nov 2001

FREE MARKET

SHARES

Issuer	Trading code	Type of share	Listing date	First trading day
Certius holding, družba za investiranje	CERR	common	10 Jan 2001	15 Jan 2001
Mercata holding	MEHR	common	30 Jan 2001	9 Feb 2001
Mercata 1 holding	MHLR	common	30 Jan 2001	9 Feb 2001
Kmečka družba holding, finančna družba	KDHR	preferred	31 Jan 2001	5 Feb 2001
ELMO Ljubljana	IELG	common	16 Feb 2001	22 Feb 2001
CM Celje	CEMG	common	19 Feb 2001	1 Mar 2001
Murales Ljutomer	MULG	common	20 Feb 2001	2 Mar 2001
MLAJ Zadobrova	MTZG	common	11 June 2001	20 June 2001
Kmečka družba holding, finančna družba	KDHP	common	12 July 2001	18 July 2001
KS1 - naložbe	KSNR	common	7 Aug 2001	10 Aug 2001
Pulsar holding	PLHR	common	8 Aug 2001	13 Aug 2001
Aktiva Avant, finančna družba	AAFR	common	13 Aug 2001	16 Aug 2001
POM-INVEST	POIR	common	16 Oct 2001	19 Oct 2001
Kovinotehna Celje	KCEG	common	5 Nov 2001	5 Nov 2001
Kovinotehna Celje	KCEU	preferred	5 Nov 2001	5 Nov 2001

BONDS

Issuer	Trading code	Nominal value of issue	Issue	Listing date	First trading day
Probanka	PRB4	5,000,000 EUR	4 th issue	6 Mar 2001	15 Mar 2001
Stanovanjski sklad RS	SSR3	2,000,000,000 SIT	3 rd issue	21 May 2001	28 May 2001

Authorised investment funds

Issuer	Trading code	Type of share	Listing date	First trading day
PID Kmečka družba	KDPN	common	1 Feb 2001	9 Feb 2001
ID Kmečka družba	KDIN	common	1 Feb 2001	9 Feb 2001
PID AKTIVA AVANT I	AAPR	common	13 Aug 2001	22 Aug 2001
Pooblaščenca pomurska inv. družba	PPIR	common	17 Oct 2001	26 Oct 2001

DELISTED LONG - TERM SECURITIES IN YEAR 2001

OFFICIAL MARKET

Issuer	Trading code	Type of share	Delisting date
Dolenjska banka	DOBR	common	15 Oct 2001
Kovinotehna Celje	KCEG	common	5 Nov 2001
Kovinotehna Celje	KCEU	preferred	5 Nov 2001

FREE MARKET

SHARES

Issuer	Trading code	Type of share	Delisting date
Tovarna krmil Žalec	TKZG	common	22 Jan 2001
Gruda Ljubljana	GRUG	common	12 Mar 2001
Dolina trgovina	DVEG	common	19 Mar 2001
Lisca Sevnica	LISG	common	21 Mar 2001
Mercator Gorenjska	LOKG	common	26 July 2001
Rudnik Mežica	RMEG	common	26 July 2001
Kruh Koper	KKPG	common	7 Aug 2001
Voc Celje	VOCG	common	8 Nov 2001
Kovintrade Celje	KZTR	common	9 Nov 2001
STC Celje	STCG	common	16 Nov 2001
Gradis, Strojno prometna oprema	GSLG	common	27 Nov 2001

AUTHORISED INVESTMENT FUNDS

Issuer	Trading code	Type of share	Delisting date
Certius 1	CE1N	common	10 Jan 2001
PID Kmečka družba	KMON	common	15 Jan 2001
Maxima 2 Ljubljana	MX2N	common	5 July 2001
Maxima 3 Ljubljana	MX3N	common	5 July 2001
Kompas sklad 1	KS1N	common	8 Aug 2001
Pulsar Ljubljana	PLON	common	9 Aug 2001
Aktiva Avant I	AA1N	common	13 Aug 2001
Pomurska investicijska družba 2	PM2N	common	8 Oct 2001
Modra linija 2 Koper	ML2N	common	6 Nov 2001
Modra linija 3 Koper	ML3N	common	6 Nov 2001

EXTENDED LISTING OF LONG - TERM SECURITIES IN YEAR 2001

OFFICIAL MARKET

SHARES

Issuer	Trading code	Type of share	Number of shares before extension	Number of shares after extension	Extension date
Salus	SALR	common	116,470	124,960	12 Jan 2001
Dolenjska banka	DOBR	common	279,290	376,515	28 Aug 2001
Lek	LEKB	preferred	138,730	138,820	10 Sept 2001
SKB banka	SKBB	common	7,800,000	8,749,298	5 Oct 2001

BONDS

Issuer	Trading code	Issue	Number of bonds before extension	Number of bonds after extension	Extension date
Republic of Slovenia	RS23	23 rd issue	169,045	400,000	14 Mar 2001
Republic of Slovenia	RS24	24 th issue	331,000	499,600	19 Apr 2001
Republic of Slovenia	RS25	25 th issue	318,790	800,000	5 June 2001
Republic of Slovenia	RS24	24 th issue	499,600	1,100,000	17 Oct 2001
Republic of Slovenia	RS26	26 th issue	142,000	337,647	17 Oct 2001

FREE MARKET

SHARES

Issuer	Trading code	Type of share	Number of shares before extension	Number of shares after extension	Extension date
JATA	JMLG	common	91,322	119,602	22 Jan 2001
KD Group	SKDR	common	20,000	99,176	21 Sept 2001
Nama	NALR	common	1,907,590	2,861,310	2 Nov 2001

BONDS

Issuer	Trading code	Issue	Number of bonds before extension	Number of bonds after extension	Extension date
Slovenska odškodninska družba	SOS2	2 nd issue	5,000,000	7,000,000	8 Oct 2001

AUTHORISED INVESTMENT FUNDS

Issuer	Trading code	Type of share	Number of shares before extension	Number of shares after extension	Extension date
Maxima 1 Ljubljana	MX1N	common	93,990,312	216,646,243	5 July 2001
Modra linija, Koper	MLON	common	33,352,848	52,986,743	6 Nov 2001

PENSION COUPONS

Issuer	Trading code	Number of shares before extension	Number of shares after extension	Extension date
Kapitalska družba	PBON	143,599,295	143,690,036	9 March 2001

REDUCED LISTING OF LONG - TERM SECURITIES IN YEAR 2001

FREE MARKET

SHARES

Issuer	Trading code	Type of share	Number of shares before reduction	Number of shares after reduction	Reduction date
JATA REJA Ljubljana	JRDG	common	93,859	84,474	4 Jan 2001
Cetis	CETG	common	220,642	200,000	16 Jan 2001
VALKARTON d.d. Logatec	VLOG	common	871,157	852,097	2 Mar 2001
Kmečka družba holding	KDHR	common	1,191,382	924,969	12 July 2001
Intertrade ITS	ITSG	common	1,410,000	1,260,000	17 Sept 2001

AUTHORISED INVESTMENT FUNDS

Issuer	Trading code	Type of share	Number of shares before reduction	Number of shares after reduction	Reduction date
Mercata	MR0N	common	57,913,162	28,923,982	16 Jan 2001
Mercata 1	MR1N	common	53,753,643	26,821,153	16 Jan 2001

EXPIRED BONDS IN YEAR 2001

Issuer	Trading code	Issue	Market	Last trading day
Slovenska zadružna kmetijska banka	ZKB2	2 nd issue	official market	1 Apr 2001
Abanka	AB02	2 nd issue	official market	1 May 2001
Krekova banka	KRB1	1 st issue	official market	1 July 2001
Poštna banka Slovenije	PBS1	1 st issue	official market	1 Sept 2001
Banka Celje	BCE2	2 nd issue	official market	15 Sept 2001
Občina Laško	OLSO	1st issue	free market	1 Oct 2001
Factor banka	FB03	3 rd issue	official market	31 Oct 2001

F) LIST OF SECURITIES - NOVEMBER 2001

F1) OFFICIAL MARKET (1)

CORPORATE BONDS

	Issuer	Trading code	First trading day	Nominal value of issue traded	Coupon interest rate	Maturity	Sector
1	ABANKA	AB01	8 Jan 1996	10 DEMm	10% p.a.	1996-2002	banking
2	ABANKA	AB03	14 June 1999	7 EURm	5% p.a.	1998-2005	banking
3	ABANKA	AB04	27 Dec 2000	10 EURm	6.25% p.a.	2000-2007	banking
4	ABANKA	AB05	26 Sept 2001	10 EURm	6% p.a.	2001-2006	banking
5	BANKA CELJE	BCE3	6 Mar 2000	10 EURm	6% p.a.	1999-2005	banking
6	BANKA CELJE	BCE4	9 Feb 2001	10 EURm	6% p.a.	2000-2006	banking
7	BLAGOVNO TRGOVINSKI CENTER	BTC1	24 Feb 1997	34 DEMm	10.5% p.a.	1996-2008	retail, wholesale and real estate trade
8	LB BANKA ZASAVJE	BZ02	14 Jan 1997	9 DEMm	7.5% p.a.	1996-2004	banking
9	LB SB VELENJE	BV01	20 June 1997	800 SITm	7.5%p.a. + TOM	1997-2002	banking
10	KREKOVA BANKA	KRB2	14 Apr 1998	7 DEMm	7% p.a.	1997-2002	banking
11	BANKA VIPA	VP02	25 Oct 1995	4 DEMm	10% p.a.	1995-2005	banking
12	BANKA VIPA	VIP3	13 Nov 1996	5 DEMm	7.5% p.a.	1996-2006	banking
13	BANKA VIPA	VIP4	3 Dec 1997	4 DEMm	7% p.a.	1997-2007	banking
14	BANKA VIPA	VIP5	24 Dec 1998	2 EURm	6% p.a.	1998-2008	banking
15	BANKA VIPA	VIP6	6 Mar 2000	2 EURm	5.5% p.a.	1999-2009	banking
16	BANKA VIPA	VIP7	19 July 2001	2 EURm	6.2% p.a.	2001-2010	banking
17	DOLENJSKA BANKA	DB01	21 Dec 1998	900 SITm	7% p.a. + TOM	1997-2002	banking
18	DOLENJSKA BANKA	DB02	18 Dec 1998	8.754 DEMm	6.8% p.a.	1997-2002	banking
19	FACTOR BANKA	FB01	23 May 1996	10 DEMm	9.5% p.a.	1995-2002	banking
20	HOTELI BERNARDIN	HTB1	28 June 1999	20 DEMm	8.5% p.a.	1999-2009	hotel and restaurant activities
21	NFD	NI01	21 Dec 1999	2,171.84 SITm	5.5% p.a. + TOM	1999-2006	investment consulting
22	NOVA KBM	KBM1	5 Oct 1998	15 DEMm	6% p.a.	1998-2003	banking
23	NOVA KBM	KBM2	14 Nov 2000	9 EURm	5.9% p.a.	2000-2006	banking
24	NOVA KBM	KBM3	14 Nov 2001	2,000 SITm	5.8 % p.a.+TOM	2001-2006	banking
25	NOVA KBM	KBM4	14 Nov 2001	9 EURm	6 % p.a.	2001-2006	banking
26	NOVA LJUBLJANSKA BANKA	NLB1	29 Dec 1997	2,730 SITm	6.75% p.a. + TOM	1997-2002	banking
27	NOVA LJUBLJANSKA BANKA	NLB2	29 Dec 1997	20 DEMm	7% p.a.	1997-2002	banking
28	NOVA LJUBLJANSKA BANKA	NLB3	18 July 2000	4,000 SITm	5.25% p.a. + TOM	2000-2005	banking
29	NOVA LJUBLJANSKA BANKA	NLB4	18 July 2000	5 EURm	5.65% p.a.	2000-2005	banking
30	NOVA LJUBLJANSKA BANKA	NLB5	27 Sept 2001	12 mio EUR	5.8% p.a.	2000-2005	banking
31	PROBANKA	PRB1	15 July 1996	800 SITm	6% p.a. + TOM	1995-2003	banking
32	PROBANKA	PRB2	3 Nov 1997	6 DEMm	8% p.a.	1995-2003	banking
33	SKB BANKA	SKB3	14 Mar 1997	35 DEMm	7.5% p.a.	1996-2003	banking
34	SKB BANKA	SKB4A	30 Dec 1999	3,818.2 SITm	5.25% p.a. + TOM	1999-2005	banking
35	SKB BANKA	SKB4B	30 Dec 1999	5,909 EURm	5.25% p.a.	1999-2006	banking
36	STANOVANJSKI SKLAD RS	SSR1	4 July 1996	8 DEMm	6% p.a.	1995-2010	national mortgage agency
37	STANOVANJSKI SKLAD RS	SSR2	30 June 1998	7,0965 DEMm	7.2% p.a. + TOM	1998-2008	national mortgage agency
38	SLOVENSKA ZADRUŽNA KMETIJSKA BANKA	ZBK1	10 July 1995	5 DEMm	10% p.a.	1994-2004	banking
39	SLOVENSKA ZADRUŽNA KMETIJSKA BANKA	SZB3	15 Mar 2000	2,000 SITm	5.3% p.a. + TOM	1999-2005	banking

MUNICIPAL and GOVERNMENT BONDS

	Issuer	Trading code	First trading day	Nominal value of issue traded	Coupon interest rate	Maturity	Sector
1	REPUBLIC OF SLOVENIA	RS04	6 Aug 1998	267.656 DEMm	8% p.a.	1996-2022	government bond
2	REPUBLIC OF SLOVENIA	RS08	24 Nov 1993	96.53 DEMm	5% p.a.	1993-2003	government bond
3	REPUBLIC OF SLOVENIA	RS10	14 June 1999	52,189.61 SITm	4.5% p.a. + TOM	1997-2007	government bond
4	REPUBLIC OF SLOVENIA	RS12	14 June 1999	3,032 SITm	4.5% p.a. + TOM	1997-2002	government bond
5	REPUBLIC OF SLOVENIA	RS13	14 June 1999	106.701 DEMm	5.55% p.a.	1998-2008	government bond
6	REPUBLIC OF SLOVENIA	RS14	29 Feb 2000	6,304 SITm	4% p.a. + TOM	1999-2003	government bond
7	REPUBLIC OF SLOVENIA ISSUE	RSE	29 Feb 2000	8,981.3 SITm	5.1 % p.a. + TOM	1995-2002	government bond
8	REPUBLIC OF SLOVENIA ISSUE	RSH	29 Feb 2000	8,866 SITm	5.55 % p.a. + TOM	1995-2005	government bond
9	REPUBLIC OF SLOVENIA ISSUE	RSI	23 Jan 1997	8,981.3 SITm	5.7 % p.a. + TOM	1995-2006	government bond
10	REPUBLIC OF SLOVENIA ISSUE	RS16	15 Mar 2000	6,000 SITm	4.2 % p.a. + TOM	2000-2003	government bond
11	REPUBLIC OF SLOVENIA ISSUE	RS17	15 Mar 2000	9,000 SITm	4.7 % p.a. + TOM	2000-2005	government bond
12	REPUBLIC OF SLOVENIA ISSUE	RS18	15 May 2000	50 EURm	6% p.a.	2000-2010	government bond
13	REPUBLIC OF SLOVENIA ISSUE	RS19	18 Aug 2000	6,000 SITm	4.2 % p.a. + TOM	2000-2003	government bond
14	REPUBLIC OF SLOVENIA ISSUE	RS20	12 Dec 2000	6,000 SITm	4.2% p.a. + TOM	2000-2003	government bond
15	REPUBLIC OF SLOVENIA	RS22	22 Feb 2001	8,000 SITm	4.7% p.a. + TOM	2001-2006	government bond
16	REPUBLIC OF SLOVENIA	RS23	20 Feb 2001	40 EURm	6% p.a.	2001-2011	government bond
17	REPUBLIC OF SLOVENIA	RS24	22 Mar 2001	1,100 SITm	4.2% p.a. + TOM	2001-2004	government bond
18	REPUBLIC OF SLOVENIA	RS25	3 May 2001	8,000 SITm	4.7% p.a. + TOM	2001-2006	government bond
19	REPUBLIC OF SLOVENIA	RS26	14 June 2001	33.7647 EURm	5.375% p.a.	2001-2011	government bond
20	SLOVENSKA RAZVOJNA DRUŽBA	SKR1	3 July 1995	50 DEMm	5% p.a.	1993-2003	development fund of Republic Slovenia

TOM (abbreviation for: "temeljna obrestna mera" - base interest rate) - indexation factor, calculated as twelve month average of monthly consumer price index

F1) OFFICIAL MARKET (2)

COMMON SHARES

	Issuer	Trading code	First trading day	Nominal value of issue listed	Number of shares traded	Isin code	Sector
1	AERODROM LJUBLJANA	AELG	8 Oct 1997	1,936.229 SITm	1,936,229	SI0031103276	airport services
2	BANKA KOPER	BKP	14 Mar 2000	5,313.59 SITm	531,359	SI 002110547 1	banking
3	BLAGOVNO TRGOVINSKI CENTER BTC	BTC	4 Oct 1994	5,806.624 SITm	725,828	SI0031100504	retail, wholesale and real estate trade
4	COMET ZREČE	CHZG	2 Nov 1998	1,700.688 SITm	1,700,688	SI0031104407	grinding wheels and other non-metals production
5	DELO LJUBLJANA	DELR	13 Jan 1999	667.464 SITm	667,464	SI 003110445 6	publishing
6	DELO PRODAJA	DPRG	12 Feb 2001	593.549 SITm	593,549	SI0031107079	trade
7	DROGA PORTOROŽ	DRPG	12 June 1996	2,827.68 SITm	282,768	SI0031100256	food processing industry
8	EMONA OBALA KOPER	EOKG	7 Jan 1998	1,741.456 SITm	1,741,456	SI0031102682	commerce
9	ETOL CELJE	ETOG	21 Feb 1997	2,745.76 SITm	274,576	SI0031101338	essential oils and fragrances production
10	GEODETSKI ZAVOD SLOVENIJE	GZRG	8 Jan 2001	379.820 SITm	379,820	SI0031110339	surveying and cartography
11	GORENJE VELENJE	GRVG	10 Nov 2000 official market (2 June 1998 free market)	12,200 SITm	12,200,000	SI0031104076	household appliances
12	GRADBENO PODJETJE GROSUPLJE	GPG	23 Dec 1994	19,941.1 SITm	199,411	SI0031100728	construction industry
13	INTEREUROPA KOPER	IEKG	12 Jan 1998	7,210.7 SITm	7,210,700	SI0031100090	retail trade
14	ISTRABENZ KOPER	ITBG	16 June 1997	5,180 SITm	5,180,000	SI0031102070	holding companies management
15	KOMPAS MTS	MTSG	8 Dec 2000	3,526.714 SITm	3,526,714	SI0031103706	catering service, border-crossing and tourist services
16	KOLINSKA LJUBLJANA	KOLR	8 Jan 1996	3,166.992 SITm	3,166,992	SI0031100058	food processing industry
17	KOLONIALE VELETRGOVINA MARIBOR	KLMG	30 July 1999	650.516 SITm	650,516	SI 003110515 6	domestic market food and non food products wholesale
18	KRKA TOVARNA ZDRAVIL NOVO MESTO	KRKG	4 Nov 1997	14,170.448 SITm	3,542,612	SI0031102120	pharmaceutical & chemical industry
19	LEK LJUBLJANA	LEKA	11 Sep 1996	10,743.738 SITm	1,790,623	SI0031100645	pharmaceuticals
20	LUKA KOPER	LKPG	20 Nov 1996	7,140 SITm	7,140,000	SI0031101346	transport
21	MERCATOR LJUBLJANA	MELR	22 Dec 1997	32,085.04 SITm	3,208,504	SI0031100082	commerce industry, agriculture
22	MERKUR KRANJ	MER	30 Nov 1998	91,258.5 SITm	912,585	SI0031104639	wholesale and retail trade
23	MLINOTEST AJDOVŠČINA	MAJG	3 Apr 2000	2,389.177 SITm	2,389,177	SI 003110820 0	food processing industry
24	NIKA BREŽICE	NIKA	23 June 1992	479.688 SITm	479,688	SI0031100793	financial consultancy and services
25	PETROL LJUBLJANA	PETG	5 May 1997	12,517.806 SITm	2,086,301	SI0031102153	crude-oil and gas trade
26	PIVOVARNA LAŠKO	PILR	1 Feb 2000	6,363.405 SITm	6,363,405	SI 003110741 8	brewery
27	PIVOVARNA UNION	PULG	6 Mar 2000	4,511.14 SITm	451,114	SI 003110907 5	brewery and soft drinks
28	RADENSKA RADENCI	RARG	3 Apr 1997	5,061.856 SITm	5,061,856	SI0031102302	health resort
29	SALUS LJUBLJANA	SALS	16 Jan 1992	124.97 SITm	124,970	SI 003110568 5	full-line pharmaceutical wholesale
30	SAVA KRANJ	SAVA	6 Jan 2000	17,209.87 SITm	1,720,987	SI0031108457	chemicals
31	SKB BANKA	SKBB	19 Nov 1991	8,749.298 SITm	8,749,298	SI0021100670	banking
32	TEHNOUNION LJUBLJANA	TEHG	26 Nov 1998	840.05 SITm	84,005	SI0031100025	sales agent and marketing of motor vehicles
33	TERME ČATEŽ	TCRG	26 Aug 1993	2,699.886 SITm	449,981	SI0031100637	health resort
34	ZDRAVILIŠČE MORAVSKE TOPLICE	ZMTG	25 Sep 1997	2,861.843 SITm	2,861,843	SI0031103250	health resort
35	ŽIVILA KRANJ	ZKNG	15 May 2000	3,199.97 SITm	319,997	SI 003110678 2	trade and catering industry
36	ŽITO LJUBLJANA	ZTOG	20 Mar 2000	3,374.46 SITm	337,446	SI 003110844 0	flour, bread, pasta and sweets production

PREFERRED SHARES

	Issuer	Trading code	First trading day	Nominal value of issue listed	Number of shares traded	Isin code	Sector
1	LEK LJUBLJANA	LEKB	6 May 1999	832.920 SITm	138,820	SI 003120027 0	pharmaceuticals
2	PROBANKA MARIBOR	PRBP	30 Mar 1993	400 SITm	400,000	SI 002120040 5	banking
3	VIPA BANKA	VPPP	28 June 1994	350 SITm	17,500	SI 002120031 4	banking

F2) FREE MARKET (1)

CORPORATE BONDS

	Issuer	Trading code	First trading day	Nominal value of issue traded	Interest rate	Maturity	Sector
1	AUTOCOMMERCE LJUBLJANA	ACL1	15 Dec 1997	22.3 DEMm	8% p.a.	1997-2006	foreign and domestic trade, service and production
2	BANKA KOPER	BKP2	2 Dec 1998	3 USDm	LIBOR + 0.5% p.a.	1997 - 2002	banking
3	BANKA KOPER	BKP3	5 Jan 2000	5 EURm	5% p.a.	1999-2004	banking
4	BANKA KOPER	BKP4	21 Dec 2000	2,000 SITm	6% p.a. + TOM	2000-2005	banking
5	KMEČKA DRUŽBA ZA UPRAVLJANJE	KD01	24 July 1996	8 DEMm	10% p.a.	1996-2006	investment
6	PROBANKA	PRB4	15 Mar 2000	5 DEMm	5.5% p.a.	1999-2007	banking
7	UBK BANKA	UBK1	5 Jan 1995	6 DEMm	8.5% floating rate	1994-2004	banking
8	BANKA VIPA	VP01	5 Jan 1995	2 DEMm	10% p.a.	1994-2004	banking
9	POTEZA	BDP2	13 Dec 1999	1.5 EURm	7.5% p.a.	1999-2004	brokerage house
10	SI.MOBIL	SM01	24 Sep 1999	5 DEMm	6% p.a.	1999-2006	telecommunication
11	SIP STROJNA OPREMA	SIP1A	19 June 2000	6.5 DEMm	6% p.a.	1999-2009	production of tractors and other agricultural, forestry and cultivation machinery
12	SIP STROJNA OPREMA	SIP1B	19 June 2000	3.45 DEMm	6% p.a.	1999-2009	production of tractors and other agricultural, forestry and cultivation machinery

* floating interest rate calculated as an average annual interest rate of long-term government bonds denominated in DEM

MUNICIPAL and GOVERNMENT BONDS

	Issuer	Trading code	First trading day	Nominal value of issue traded	Coupon interest rate	Maturity	Sector
1	COMMUNITY OF ŠMARJE PRI JELŠAH	OSMO	5 Jan 1995	10 DEMm	10% p.a.	1992-2002	municipal bond
2	SLOVENSKA ODŠKODNINSKA DRUŽBA	SOS2	7 Apr 1997	700 DEMm	6% p.a.	1996-2004	meeting commitments deriving from denationalisation process
3	STANOVANJSKI SKLAD RS	SSR3	8 May 2001	2,000 SITm	6.1% p.a.+ TOM	2001-2011	national mortgage agency

TOM (abbreviation for: "temeljna obrestna mera" - base interest rate) - indexation factor calculated as twelve month average of monthly consumer price index

F2) FREE MARKET (2)

COMMON SHARES

	Issuer	Trading code	First trading day	Nominal value of issue listed	Number of shares traded	Isin code	Sector
1	AGROKOMBINAT MARIBOR	AKMG	24 Sep 1999	403.808 SITm	403,808	SI 003110433 2	retail, fooder production for livestock, meat and milk products, granary services
2	AKTIVA AVANT	AAFR	16 Aug 2001	4,814.478 SITm	4,814,478	SI0021110620	holding companies management real estate and residence management and sale, business engineering
3	ALPDOM RADOVLJICA	ALDG	7 Apr 2000	47.816 SITm	47,816	SI 003110938 0	business engineering
4	ALPETOUR POTOVALNA AGENCIJA ŠKOFJA LOKA	APAG	2 Aug 2000	526.084 SITm	263,042	SI0031109893	passengers transportat
5	AVANT HOLDING LJUBLJANA	AVHR	14 Apr 2000	706.855 SITm	706,855	SI 003110948 9	holding companies management, enterprise and business consulting, market research and operating with fixed property
6	AVTO CELJE	AVCG	4 Feb 1997	418.077 SITm	418,077	SI0031102112	car sale and repair services
7	AVTOPREVOZNIŠTVO IN SERVISI VELENJE	ASVG	1 Sep 1997	308.696 SITm	308,696	SI0031103151	transport company
8	BELINKA HOLDING LJUBLJANA	BELG	19 Oct 2000	2,702.532 SITm	2,702,532	SI 003110216 1	holding companies management
9	BOHOR ŽAGA IN FURNIRNICA ŠENTJUR	BFUG	18 June 1997	209.170 SITm	209,170	SI0031102757	sawmill and veneer production
10	CAPITA LJUBLJANA	CAP1	5 Sep 1997	582.021 SITm	582,021	SI0021100035	holding companies management
11	CEMENTARNA TRBOVLJE	CTRG	29 May 2000	1.766 SITm	176,600	SI 003110962 0	cement production
12	CERTIUS HOLDING	CERR	15 Jan 2001	1,875.377 SITm	1,875,377	SI0031110446	holding companies management
13	ČETIS CELJE	CETG	10 Mar 1997	2.400 SITm	200,000	SI0031100843	paper industry and graphics
14	CINKARNA CELJE	CICG	6 Mar 1998	4,874.862 SITm	812,477	SI0031103805	metallurgic and chemical industry
15	CM CELJE	CEMG	1 Mar 2001	643.570 SITm	64,357	SI0031109885	design, construction and reconstruction of roads, highways and other traffic areas
16	COLOR MEDVODE	COMG	15 Jan 1998	1,607.402 SITm	803,701	SI0031103607	resin, colours and varnish industry
17	CREINA KRANJ	CRKG	21 Feb 2000	194.376 SITm	48,594	SI 003110915 8	production and wholesale of agricultural and industrial machines and gadgats
18	DADAS MARIBOR	DAD	16 Sep 1997	125.28 SITm	31,320	SI0031100769	financial consultancy and services
19	DANA MIRNA	DMRG	7 June 1999	356.128 SITm	356,128	SI 003110520 6	secondary industry of fruit processing and production of alcohol and non-alcohol drinks
20	DOM SMREKA	DSMG	21 Sep 1999	406.199 SITm	406,199	SI 003110725 1	retail of construction material, heating and wood
21	DRAVINJSKI DOM SLOVENSKE KONJICE	DSKG	19 May 2000	216.56 SITm	216,560	SI 003110958 8	wholesale and retail of food and non-food products
22	DZS LJUBLJANA	DZS	12 May 1999	1,429.368 SITm	1,429,368	SI 003110527 1	publishing and trading
23	EGOLEŠ ŠKOFJA LOKA	GKRG	17 Sep 1999	258.3 SITm	258,300	SI 003110714 5	forest management and sale of wood products
24	ELMO LJUBLJANA	IELG	22 Feb 2001	708 SITm	708,000	SI0031110263	electrical installations
25	EMONA KRMILA LJUBLJANA	EMKG	26 Sep 2000	322.32 SITm	26,860	SI0031100397	fooder production and retail for livestock
26	FRUCTAL AJDOVŠČINA	FRAG	6 Jan 1998	2,504.151 SITm	2,504,151	SI0031103599	food-processing industry
27	GEA COLLEGE LJUBLJANA	GEAR	5 Jan 1995	147.885 SITm	147,885	SI0031100801	consulting
28	GEA TOVARNA OLJA SLOV.BISTRICA	GSBG	30 June 1996	660.348 SITm	660,348	SI0031101296	oil - producing industry
29	GRAD PRESTRANEK	GDPR	1 Feb 2000	345.88 SITm	43,235	SI 003110898 6	revitalisation and renewal of the Prestranek estate; catering and tourist activities; horse breeding
30	GRADIS GP LJUBLJANA	GLJG	12 July 1999	609.5 SITm	304,750	SI 003110393 8	construction
31	GRAND HOTEL UNION LJUBLJANA	GHUG	5 Jan 2000	1,814.613 SITm	1,814,613	SI 003110865 5	hotel industry
32	GORENJSKI TISK KRANJ	GTKG	19 Sep 1996	960.176 SITm	960,176	SI 003110119 7	graphics services
33	GORIŠKE OPEKARNE RENČE	GORG	8 Mar 1999	392.725 SITm	392,725	SI0031104993	production of different clay brick products
34	GOZDNO GOSPODARSTVO BLEJ	GGBG	27 Dec 1999	611.9 SITm	611,900	SI 003110737 6	forest management
35	GOZDNO GOSPODARSTVO POSTOJNA	GZPG	30 June 1999	489.52 SITm	489,520	SI 003110571 9	forest management and sale of wood products
36	PPC GORENJSKI SEJEM KRANJ	GSKG	29 Apr 1999	336.091 SITm	336,091	SI 003110511 5	exhibition, fair and congress organisation
37	HELIOS DOMŽALE	HDGO	19 Sep 1996	2,198.61 SITm	219,861	SI0031101148	intermediary on fuel, mine sector
38	HIDROTEHNIK LJUBLJANA	VHLG	5 July 1999	330.034 SITm	330,034	SI 003110551 1	building industry and protection against flood damage
39	HIPOTEKARNA BANKA BREŽICE	HBR	14 Dec 1998	600 SITm	300,000	SI0021100746	banking
40	HOTELI PALACE PORTOROŽ	PALG	7 Oct 1997	2,346.102 SITm	2,346,102	SI0031103300	hotel industry
41	IMP ČRPALKE	ICRG	9 Sep 1998	333.034 SITm	333,034	SI0031104340	production of pumps
42	INLES RIBNICA	IHPG	8 Oct 1999	1,111.050 SITm	555,525	SI 003110745 9	production of furniture
43	INTARA LJUBLJANA	INTR	5 Jan 1995	101 SITm	101,000	SI0031101148	brokerage house
44	INTEGRAL JESENICE	INJG	14 Sep 1999	243.784 SITm	243,784	SI 003110708 7	merchandise and passenger transport, motor vehicle service and repairs
45	INTERTRADE ITA LJUBLJANA	INRG	20 Oct 1997	695.31 SITm	69,531	SI0031103334	mechanical engineering representative
46	INTERTRADE ITS LJUBLJANA	ITSG	24 Apr 1998	1,260 SITm	1,260,000	SI0031103946	information and computer service
47	INTES MARIBOR	IMTG	9 Mar 2000	549.982 SITm	549,982	SI 003110920 8	cereal processing and production of farinaceous food
48	JADRAN SEŽANA	JASG	23 Sep 1996	226.334 SITm	226,334	SI0031101544	commerce industry
49	JATA LJUBLJANA	JMLG	23 Sep 1996	1,196.02 SITm	119,602	SI0031101536	production and processing of poultry meat
50	JATA REJA LJUBLJANA	JRDG	24 Mar 1997	844.74 SITm	84,474	SI0031102492	poultry breeding
51	JAVOR PIVKA	JPIG	13 Nov 2000	1,194.7 SITm	1,194,700	SI0031109109	production of plywood, bound and layer wood, fibre and other slabs
52	JELEN SLOVENSKE KONJICE	JESG	29 Nov 1999	50.849 SITm	50,849	SI 003110430 8	restaurant & hotel capacities
53	JUTEKS ŽALEC	JTKG	2 Nov 1999	641.432 SITm	641,432	SI 003110786 3	carpet production on various linings
54	KEMA PUČONCI	KEPG	17 Dec 1998	217.346 SITm	217,346	SI 003110420 9	production of special buildingmaterials
55	KOVINOTEHNA CELJE	KCEG	17 Jul 1996 (5 Nov 2001 free market)	4,124.504 SITm	4,124,504	SI0031100157	iron and nonferrous metals production - wholesale trade, retail trade
56	KLASJE CELJE	KLKG	2 July 1999	734.716 SITm	734,716	SI 0031105487	bread, pastries and sweets production
57	KMETIJSKI KOMBINAT PTUJ	KMPG	27 Oct 1998	2,531.109 SITm	2,531,109	SI0031104563	agriculture and meat products
58	KMEČKA DRUŽBA HOLDING	KDHR	5 Feb 2001	7,399.752 SITm	924,969	SI0031110461	holding companies management
59	KMEČKA DZU LJUBLJANA	KDZR	3 Aug 1998	160 SITm	20,000	SI0021103880	investments
60	KOMPAS HOTELI KRANJSKA GORA	KHKG	31 May 1996	1,627 SITm	162,700	SI0031100520	tourism, hotel industry
61	KS-1 NALOŽBE	KSNR	10 Aug 2001	417.8783 SITm	4,178,783	SI0021110893	holding companies management
62	KOŠAKI TMI MARIBOR	TKMG	11 Oct 1999	432.36 SITm	43,236	SI 003110424 1	secondary meat industry and production of meat products
63	KRUH PECIVO MARIBOR	KPEG	2 July 1997	555.934 SITm	555,934	SI0031102955	bread and pastries production
64	LESNINA EMMI SLOV.BISTRICA	LSBG	8 May 1996	684.037 SITm	684,037	SI0031100355	aluminium and wood production

F2) FREE MARKET (3)

COMMON SHARES

	Issuer	Trading code	First trading day	Nominal value of issue listed	Number of shares traded	Isin code	Sector
65	LIP BLEED	LLBG	12 Jan 2000	2,155,899 SITm	2,155,899	SI 003110871 3	wood manufacturing
66	LIV POSTOJNA	LIVG	16 Nov 1999	1,616 SITm	161,600	SI 003110796 2	production of vacuum cleaners, plastic tubes and fittings, bicycles, hydraulic elevators and concrete mixers
67	LIZ INŽENIRING LJUBLJANA	LIZG	11 Mar 1999	188.677 SITm	188,677	SI 003110371 4	consulting and engineering in object construction
68	MARINA PORTOROŽ	MAPG	19 Sep 1996	627.864 SITm	313,932	SI0031100587	nautical and hotel industry
69	OLJARICA KRANJ	MOKG	27 Jan 1999	704.04 SITm	70,404	SI 003110201 3	production of cooking oil
70	MEDALJON MARIBOR	MEDR	12 Oct 1999	1,734 SITm	1,734,000	SI 003110691 5	management of holding companies, business operations of own real estate and renting own real estate
71	MEDVEŠEK PUŠNIK LJUBLJANA	MPL	12 Dec 1997	160 SITm	80,000	SI0021103245	financial consulting
72	MELAMIN KOČEVJE	MKOG	23 Sep 1996	466.489 SITm	466,489	SI003110201	chemical industry
73	MERCATA HOLDING	MEHR	30 Jan 2001	2,898.918 SITm	2,898,918	SI0031110065	holding companies management
74	MERCATA 1 HOLDING	MHLR	30 Jan 2001	2,693.249 SITm	2,693,249	SI0031110073	holding companies management
75	MESNA INDUSTRIJA PRIMORSKE	MIPG	19 June 2000	1,478.742 SITm	1,478,742	SI 003110969 5	meat processing industry; wholesale and retail trade with provisions
76	MITOL SEŽANA	MISG	15 May 1997	770.509 SITm	770,509	SI0031102716	production and sale of adhesive substances and resinous compound
77	MLADINSKA KNJIGA TISKARNA LJUBLJANA	MKTG	11 Oct 1999	1,039.54 SITm	103,954	SI 003110094 2	printing, publishing, retail and wholesale
78	MURALES LJUTOMER	MULG	2 Mar 2001	322.045 SITm	322,045	SI0031107780	production of wood furniture
79	MLAJ ZADOBROVA	MTZG	20 June 2001	67.062 SITm	67,062	SI0031110479	wood manufacturing
80	NAMA LJUBLJANA	NALG	20 Dec 1999	2,861.31 SITm	2,861,310	SI 003110269 0	retail trade and renting of business premises
81	NIKO ŽELEZNIKI	NKPG	17 Sep 1999	358.75 SITm	35,875	SI 003110717 8	office material, industrial paper-clips, electromagnets and other metal mechanisms production
82	NOVOLIT NOVA VAS	NNVG	6 Jan 1997	224.298 SITm	224,298	SI0031101684	production of building material used for construction elements
83	PINUS RAČE	PIRG	13 June 1996	1,482.03 SITm	148,203	SI0031100371	chemical industry
84	PLAMA PUR	POPG	6 Dec 1999	686.798 SITm	686,798	SI 003110822 6	production and refashioning of poliuretanic (plastic) foams
85	POM-INVEST	POIR	19 Oct 2001	2,241.983 SITm	2,241,983	SI0021110984	holding companies management
86	POTROŠNIK CELJE	POCG	12 Nov 1997	614.973 SITm	614,973	SI0031103425	retail trade
87	PULSAR HOLDING	PLHR	13 Aug 2001	939.319 SITm	939,319	SI0021110901	holding companies management
88	VELETRGOVINA POTROŠNIK MS	POMG	14 Jan 1999	777.581 SITm	777,581	SI 003110486 0	wholesale and retail trade
89	RAZVOJNA DRUŽBA LJUBLJANA	RDRO	5 Jan 1995	219.48 SITm	21,948	SI0031100751	consulting
90	RTC KRVAVEC	RKRG	17 Oct 1997	411.468 SITm	205,734	SI0031103284	transport of passengers, goods and various loads
91	RUDIS TRBOVLJE	RUTG	13 Sep 1996	516.996 SITm	516,996	SI0031100900	construction industry
92	SATURNUS AVTOOPREMA LJUBLJANA	SAAG	14 Apr 1997	966.122 SITm	483,061	SI0031102542	motorvehicles light equipment industry
93	SATURNUS EMBALAŽA LJUBLJANA	SELG	3 Nov 1997	840.64 SITm	84,064	SI0031103383	production of package
94	SAVINJA MOZIRJE	MSGV	21 Sep 1999	105.78 SITm	105,780	SI 003110685 7	retail of food and non-food provisions
95	SIJAJ HRASTNIK	SIHG	7 Oct 1999	268.8 SITm	26,880	SI 003110742 6	production of decorative lights and metal products
96	KD GROUP	SKDR	21 Dec 2000	198.352 SITm	99,176	SI0031110164	holding companies management
97	SLOVENIJALES LJUBLJANA	SLLG	8 May 1996	3,037.77 SITm	303,777	SI0031100405	commerce, engineering, representation
98	SVILA MARIBOR	SVMG	17 Jan 1997	1,263.478 SITm	1,263,478	SI0031102096	textile industry
99	SVILANIT KAMNIK	SKAG	14 Apr 1997	816.974 SITm	408,487	SI0031102450	textile industry
100	TEKSTINA AJDOVŠČINA	TEAG	12 Feb 1997	1,127.293 SITm	1,127,293	SI031102211	textile industry
101	TOPLICE DOBRNA	ZDDG	5 July 1999	682.01 SITm	682,010	SI031105396	medical services, tourist and hotel trade
102	TOSAMA DOMŽALE	TODG	13 Sep 1996	2,956.7 SITm	295,670	SI0031101361	sanitary material production
103	TOTRA PLASTIKA LJUBLJANA	TOPG	24 Nov 1997	227.809 SITm	227,809	SI0031103458	plastic products industry
104	TOVARNA SLADKORJA ORMOŽ	TSOR	12 Apr 1996	4,971.63 SITm	497,163	SI0031100207	sugar production
105	TUS KO-SI SLOVENJ GRADEC	TUKG	9 Mar 2000	229.456 SITm	229,456	SI 003110924 0	production of non-woven materials
106	TUB SWATY MARIBOR	TUBG	30 Dec 1997	1,155.76 SITm	288,940	SI0031103441	production and trade of knife grinders
107	UNITAS LJUBLJANA	USLG	26 Nov 1998	145.115 SITm	145,115	SI0031104670	production of sanitary, water and gas fittings
108	UPIMO GROUP LJUBLJANA	UPGR	9 July 1997	215 SITm	215,000	SI0021102668	counseling services on trading and marketing and financial engineering
109	VALKARTON LOGATEC	VLOG	26 Jun 1997	852.097 SITm	852,097	SI0031102310	cardboard production
110	ZASAVSKI RAČUNSKI CENTER TRBOVLJE	ZRCG	27 Dec 1999	43.466 SITm	43,466	SI 003110856 4	consultancy engineering, electronic data processing, sale of software products
111	ZDRAVILIŠČE ROGAŠKA	RGSG	11 Feb 1999	891.864 SITm	891,864	SI0031104894	health resort
112	ZLATOROG MARIBOR	ZLAR	7 Nov 1996	838.440 SITm	209,610	SI031101817	financial consultancy and trade industry
113	ŽR - MONTER DRAVOGRAD	ZMDG	17 Sep 1999	275.835 SITm	275,835	SI 003110696 4	management of investment portfolios of subsidiaries

PREFERRED SHARES

	Issuer	Trading code	First trading day	Nominal value of issue listed	Number of shares traded	Isin code	Sector
1	HIPOTEKARNA BANKA BREŽICE	HBP	14 Dec 1998	159 SITm	79,500	SI0021200074	banking
2	KOVINOTEHNA CELJE	KCEU	17 Jul 1996 (5 Nov 2001 free market)	527.955 SITm	527,955	SI 003120001 5	iron and nonferrous metals production - wholesale trade, retail trade
3	KMEČKA DRUŽBA HOLDING	KDHP	18 July 2001	2,131.304 SITm	266,413	SI0031200502	holding companies management
4	PRIMOFIN MARIBOR	PFNP	22 Sep 1997	500 SITm	10,000	SI0031200106	financial consultancy
5	ZDRAVILIŠČE ROGAŠKA	RGP	11 Feb 1999	55.636 SITm	27,818	SI0031200288	health resort

F2) FREE MARKET (4)

AUTHORISED INVESTMENT FUNDS

	Issuer	Trading code	First trading day	Nominal value of issue listed	Number of shares traded	Isin code	Sector
1	PID AKTIVA AVANT I LJUBLJANA	AAPR	22 Aug 2001	2,952.004 SITm	29,520,040	SI 00211063 8	authorised investment fund
2	ARKADA ENA LJUBLJANA	AR1N	14 Dec 1998	3,021.073 SITm	30,210,725	SI 002110579 4	authorised investment fund
3	ARKADA DVA LJUBLJANA	AR2N	14 Dec 1998	2,008.723 SITm	20,087,233	SI 002110580 2	authorised investment fund
4	ARKADA TRI LJUBLJANA	AR3N	9 Feb 1999	2,013.547 SITm	20,135,474	SI 002110581 0	authorised investment fund
5	ATENA 1.SKLAD LJUBLJANA	AT1N	12 Oct 1998	29,710.716 SITm	297,107,158	SI 002110582 8	authorised investment fund
6	CAPINVEST 2 LJUBLJANA	CAPN	24 Dec 1998	587.69 SITm	5,876,900	SI 002110622 2	authorised investment fund
7	INFOND ZLAT MARIBOR	IZON	29 June 1998	33,685.471 SITm	336,854,710	SI 002110586 9	authorised investment fund
8	KOMPAS SKLAD 2	KS2N	23 Jan 1998	4,429.324 SITm	44,293,242	SI 002110621 4	authorised investment fund
9	KOMPAS SKLAD 4	KS4N	29 Apr 1999	4,163.38 SITm	41,633,800	SI 002110588 5	authorised investment fund
10	KRONA KRONA	KRON	8 Dec 1998	1,287.162 SITm	12,871,618	SI 002110589 3	authorised investment fund
11	KRONA SENIOR	SNON	8 Dec 1998	7,317.043 SITm	73,170,428	SI 002110590 1	authorised investment fund
12	MAKSIMA 1 LJUBLJANA	MX1N	16 Nov 1998	21,664.6243 SITm	216,646,243	SI 002110593 5	authorised investment fund
13	MERCATA LJUBLJANA	MIRON	31 Aug 1998	2,892.3982 SITm	28,923,982	SI 002110598 4	authorised investment fund
14	MERCATA 1 LJUBLJANA	MR1N	31 Aug 1998	2,682.1153 SITm	26,821,153	SI 002110599 2	authorised investment fund
15	MODRA LINIJA KOPER	MLON	7 Apr 1998	5,298.6743 SITm	52,986,743	SI 002110596 8	authorised investment fund
18	NACIONALNA FINANČNA DRUŽBA 1	NF1N	26 Oct 1998	15,833.012 SITm	160,580,300	SI 002110600 8	authorised investment fund
19	NACIONALNA FINANČNA DRUŽBA 2	NF2N	2 July 1999	29,137.966 SITm	291,379,659	SI 002110601 6	authorised investment fund
20	NIKA PID	NKON	24 Apr 1998	3,257.470 SITm	32,574,698	SI 002110602 4	authorised investment fund
21	NIKA PID 1	NK1N	24 Apr 1998	3,091.110 SITm	30,911,102	SI 002110603 2	authorised investment fund
22	NIKA PID 2	NK2N	24 Apr 1998	1,255.587 SITm	12,555,868	SI 002110604 0	authorised investment fund
23	PID KMEČKA DRUŽBA	KDPN	9 Feb 2001	9,591.3558 SITm	95,913,558	SI 002111023 2	authorised investment fund
24	PID KMEČKA DRUŽBA	KDIN	9 Feb 2001	9,204.6145 SITm	92,046,145	SI 002111023 2	authorised investment fund
25	PLOD LJUBLJANA	PDON	24 Sep 1999	1,047.802 SITm	10,478,017	SI 002110605 7	authorised investment fund
26	POMURSKA INV.DRUŽBA 1	PM1N	9 Nov 1998	3,592.394 SITm	35,923,940	SI 002110606 5	authorised investment fund
27	POOBLAŠČENA POMURSKA INV. DRUŽBA	PPIR	26 Oct 2001	2,296.74 SITm	22,967,400	SI 002111099 2	authorised investment fund
28	SETEV LJUBLJANA	ST1N	24 Sep 1999	1,540.537 SITm	15,405,373	SI 002110609 9	authorised investment fund
29	TRDNJAVA VELENJE	TRON	14 June 1999	2,593.276 SITm	25,932,762	SI 002110612 3	authorised investment fund
30	TRDNJAVA I VELENJE	TR1N	5 July 1999	891.79 SITm	8,917,902	SI 002110613 1	authorised investment fund
31	TRGATEV LJUBLJANA	GTON	24 Sep 1999	1,758.58 SITm	17,585,800	SI 002110619 8	authorised investment fund
32	TRIGLAV STEBER I	TG1N	2 Nov 1998	14,545.899 SITm	147,487,470	SI 002110610 7	authorised investment fund
33	TRIGLAV STEBER II	TG2N	14 June 1999	19,541.255 SITm	195,412,551	SI 002110611 5	authorised investment fund
34	VIPA INVEST NANOS	VNON	16 Mar 1998	3,309.69 SITm	33,096,900	SI 002110614 9	authorised investment fund
35	VIPA INVEST SOČA	VSON	31 May 1999	7,117.122 SITm	71,171,215	SI 002110615 6	authorised investment fund
36	VIZIJA DPB NOVO MESTO	VZON	29 June 1998	4,407.463 SITm	44,074,632	SI 002110616 4	authorised investment fund
37	ZLATA MONETA I MARIBOR	ZM1N	31 Mar 1999	6,638.43 SITm	68,297,800	SI 002110617 2	authorised investment fund
38	ZLATA MONETA II MARIBOR	ZM2N	31 Mar 1999	8,233.376 SITm	82,333,757	SI 002110618 0	authorised investment fund
39	ZVON DVA MARIBOR	ZV2N	7 June 1999	14,122.471 SITm	141,224,712	SI 002110592 7	authorised investment fund
40	ZVON ENA MARIBOR	ZV1N	7 Dec 1998	13,461.31 SITm	137,974,360	SI 002110591 9	authorised investment fund

PENSION COUPONS

	Issuer	Trading code	First trading day	Nominal value of issue listed	Number of shares traded	Isin code	Sector
1	PENSION COUPONS	PBON	1 Oct 1999	13,735.154 SITm	137,351,538	SI 002990032 9	creating supplementary pension means and invalid insurance