



MONTHLY STATISTICS

LJUBLJANA STOCK EXCHANGE

December 2001 and Year 2001
Year VII, No. 12/01

TURNOVER

MARKET	TURNOVER (in EUR)		VOLUME IN PIECES		NUMBER OF BARGAINS	
	DECEMBER	YEAR 2001	DECEMBER	YEAR 2001	DECEMBER	YEAR 2001
Official market	146,691,050	1,071,141,383	3,623,957	24,751,892	10,583	104,282
Shares	106,312,387	892,778,248	2,983,888	22,526,532	9,118	99,770
Bonds	40,378,663	178,363,135	640,069	2,225,360	1,465	4,512
Free market	63,997,306	530,524,336	108,183,214	1,061,057,687	15,934	215,875
Shares	23,167,804	195,527,351	1,730,432	15,883,435	3,105	35,369
Bonds	6,534,667	58,953,283	166,062	1,527,902	472	5,375
Authorised inv. Funds	28,465,797	255,553,581	101,180,042	1,009,194,103	10,654	161,266
Pension coupons	1,318,562	7,593,797	5,002,240	34,151,418	1,690	13,837
Short-term securities	4,510,476	12,896,324	104,438	300,829	13	28
Total	210,688,356	1,601,665,719	111,807,171	1,085,809,579	26,517	320,157

NOMINAL RETURN

STOCK EXCHANGE INDICES	NOMINAL RETURN IN DECEMBER 2001	NOMINAL RETURN IN YEAR 2001
Slovenian stock exchange index (SBI 20)	1.02%	19.01%
Nonweighted slovenian stock exchange index (SBI 20NT)	0.69%	18.29%
Free market index (IPT)	0.12%	8.49%
Investment fund index (PIX)	1.09%	4.42%
Bond index (BIO)	-0.46%	0.20%

INDUSTRIAL SECTOR INDICES	NOMINAL RETURN IN DECEMBER 2001	NOMINAL RETURN IN YEAR 2001
Food and beverages	4.44%	32.61%
Pharmaceuticals	2.91%	3.95%
Chemicals	-0.86%	12.14%
Oil and gas	0.69%	41.48%
Transport	-0.09%	22.52%
Trade	-2.53%	0.32%

MARKET SIZE

MARKET	MARKET CAPITALISATION (in EUR)	NUMBER OF SECURITIES	NUMBER OF ISSUERS
Official market	4,450,085,990	100	57
Shares	3,149,158,040	39	38
Bonds	1,300,927,950	61	19
Free market	1,782,567,025	171	164
Shares	689,831,003	117	113
Bonds	329,168,629	15	12
Inv. Funds	733,337,714	38	38
Pension coupons	30,229,679	1	1
Total	6,232,653,015	271	221
Short-term securities	-	10	1





ISSUER

Ljubljana Stock Exchange Inc.
Slovenska 56
1000 Ljubljana

INFORMATIONS

E-mail:	info@ljse.si
Phone:	386 1 47-10-211 386 1 47-10-205
Contact persons:	Polona Peterle, Ksenija Zver

STATISTICS ON WEB:

http://www.ljse.si/StrAng/Trading/Menu/tr_dpl.htm

The screenshot shows the Ljubljana Stock Exchange website interface. At the top, there is a navigation bar with buttons for Back, Forward, Stop, Refresh, Home, Search, Favorites, History, Mail, Print, and Edit. The address bar shows the URL: http://www.ljse.si/StrAng/Trading/Menu/tr_dpl.htm.

The main content area features a "SITE MAP" with a central graphic of a hand holding several colored buttons labeled: TRADING, INFORMATION, INVESTING, Ljubljana Stock Exchange (LJSE) PROFILE, Ljubljana Stock Exchange (LJSE) MEMBERS, and LISTING.

On the left side, there is a sidebar with the "BORZA" logo and a list of links: "Topical", "Price List", "New Securities", "List of Securities", "Investor Web Pages", "Investor F.A.Q. Book", "LJSE Member Web Pages", and "Annual Report 2000". Below this is a "Top Five Official Market" section for 12.17.2001, listing the following data:

Turnover in SIT			
PLJLJ	148.724.901		
RS2B	106.305.957		
PET0	48.400.919		
MRJ0	34.487.471		
LEJA	24.945.787		

At the bottom, there is a "On-line Indices" table and a "News" section. The "On-line Indices" table shows market data for 12.18.2001 09:10:

Index	Value	Δ%	%
SR02	2.151.07	0,00	0,00
IPT	1.735,82	0,00	0,00
PLJ	1.057,84	0,00	0,00

The "News" section includes a headline: "Signing a Memorandum of Co-Operation between Ljubljana and Zagreb Stock Exchanges" and another: "Ljubljana Stock Exchange sells its know-how and experience".

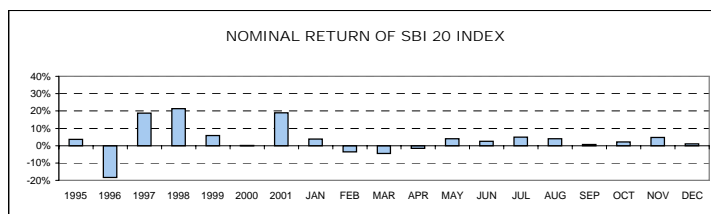
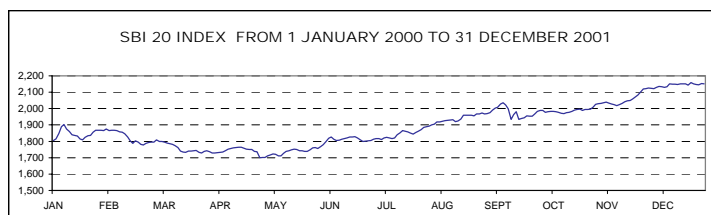
INDEX

	Page
A) STOCK EXCHANGE INDICES	1
B) NUMBER OF ISSUERS, TRADED SECURITIES AND MEMBERS	4
C) TURNOVER	5
C1) Monthly turnover by securities on official market	5
C2) Monthly turnover by securities on free market	7
C3) Turnover by securities on official market in year 2001	12
C4) Turnover by securities on free market in year 2001	14
C5) Most traded securities in December 2001	19
C6) Most traded securities in Year 2001	20
C7) Turnover by LJSE members in December 2001	21
C8) Turnover by LJSE members in Year 2001	22
C5) Turnover in years 2000 and 2001	23
D) MARKET CAPITALISATION	25
D1) Market capitalisation of shares	26
D2) Market capitalisation of bonds	29
D3) Market capitalisation of authorised investment funds	31
E) OTHER	32
E1) Indicators (shares on official market)	32
E2) Record values	33
E3) New listed securities and changes in year 2001	34
F) LIST OF SECURITIES	37
F1) Official market	37
F2) Free market	39

A) STOCK EXCHANGE INDICES

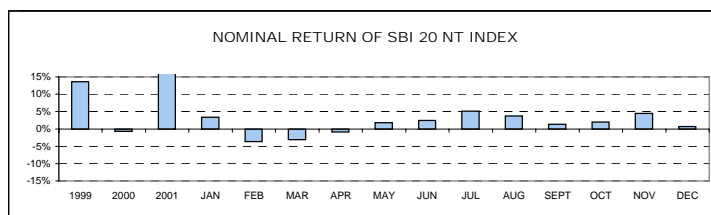
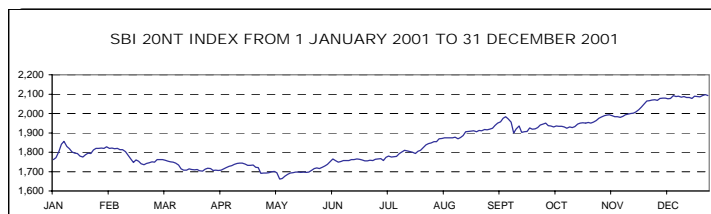
SBI 20 - SLOVENE STOCK EXCHANGE INDEX

Year	Max	Date	Min	Date	Close	Nominal return
1994	1,598.03	28 June 1994	1,131.23	21 Oct 1994	1,396.81	39.68%
1995	1,590.17	9 Nov 1995	1,016.99	13 July 1995	1,448.75	3.72%
1996	1,589.18	13 Mar 1996	891.93	10 Sept 1996	1,183.26	-18.33%
1997	1,655.36	10 Feb 1997	1,156.14	6 Jan 1997	1,404.70	18.71%
1998	2,026.47	10 Aug 1998	1,378.49	6 Jan 1998	1,705.77	21.43%
1999	1,981.87	19 Feb 1999	1,679.48	5 Jan 1999	1,806.26	5.89%
2000	1,903.66	24 Jan 2000	1,584.23	25 May 2000	1,807.94	0.09%
2001	2,159.35	19 Dec 2001	1,700.24	25 Apr 2001	2,151.59	19.01%
Year 2001	Max	Date	Min	Date	Close	Nominal return
January	1,903.03	9 Jan 2001	1,804.66	3 Jan 2001	1,875.35	3.73%
February	1,867.78	5 Feb 2001	1,777.96	21 Feb 2001	1,808.49	-3.57%
March	1,799.42	1 Mar 2001	1,728.02	29 Mar 2001	1,728.68	-4.41%
April	1,763.66	12 Apr 2001	1,700.24	25 Apr 2001	1,701.99	-1.54%
May	1,768.80	31 May 2001	1,710.52	3 May 2001	1,768.80	3.93%
June	1,828.19	19 June 2001	1,780.12	1 June 2001	1,812.54	2.47%
July	1,900.49	31 July 2001	1,810.85	4 July 2001	1,900.49	4.85%
August	1,975.59	31 Aug 2001	1,904.37	1 Aug 2001	1,975.59	3.95%
September	2,035.76	7 Sept 2001	1,934.38	17 Sept 2001	1,989.20	0.69%
October	2,032.38	30 Oct 2001	1,968.43	10 Oct 2001	2,032.38	2.17%
November	2,129.84	30 Nov 2001	2,018.84	9 Nov 2001	2,129.84	4.80%
December	2,159.35	19 Dec 2001	2,130.18	5 Dec 2001	2,151.59	1.02%



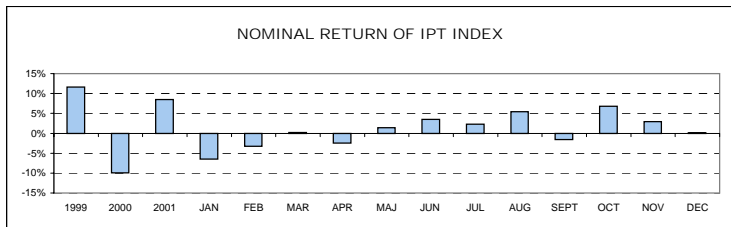
SBI 20NT - NON-WEIGHTED SLOVENE STOCK EXCHANGE INDEX

Year	Max	Date	Min	Date	Close	Nominal return
1998	1,706.07	10 Aug 1998	1,437.30	30 June 1998	1,568.87	n.a.
1999	1,871.02	8 Sept 1999	1,548.95	5 Jan 1999	1,782.03	13.59%
2000	1,841.63	25 Jan 2000	1,585.48	25 May 2000	1,769.15	-0.72%
2001	2,096.75	27 Dec 2001	1,661.96	9 May 2001	2,092.66	18.29%
Year 2001	Max	Date	Min	Date	Close	Nominal return
January	1,855.67	9 Jan 2001	1,762.65	3 Jan 2001	1,828.76	3.37%
February	1,820.91	2 Feb 2001	1,735.82	21 Feb 2001	1,761.63	-3.67%
March	1,762.78	2 Mar 2001	1,702.94	23 Mar 2001	1,706.73	-3.12%
April	1,744.10	12 Apr 2001	1,690.62	25 Apr 2001	1,692.01	-0.86%
May	1,722.86	31 May 2001	1,661.96	9 May 2001	1,722.86	1.82%
June	1,764.67	19 Jun 2001	1,728.85	1 Jun 2001	1,764.28	2.40%
July	1,854.05	31 Jul 2001	1,756.63	4 Jul 2001	1,854.05	5.09%
August	1,923.69	31 Aug 2001	1,854.56	1 Aug 2001	1,923.69	3.76%
September	1,983.67	7 Sept 2001	1,899.69	12 Sept 2001	1,949.92	1.36%
October	1,988.54	30 Oct 2001	1,923.99	10 Oct 2001	1,988.54	1.98%
November	2,078.39	30 Nov 2001	1,980.25	9 Nov 2001	2,078.39	4.52%
December	2,096.75	28 Dec 2001	2,075.97	5 Dec 2001	2,092.66	0.69%



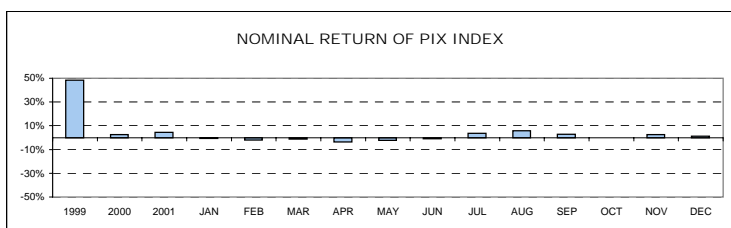
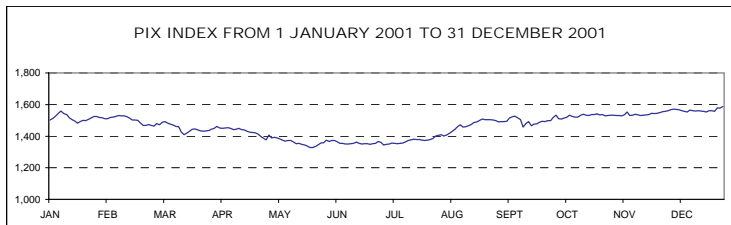
IPT - FREE MARKET INDEX

Year	Max	Date	Min	Date	Close	Nominal return
1998	1,795.31	11 Aug 1998	1,318.83	1 July 1998	1,618.99	n.a.
1999	1,806.98	30 Dec 1999	1,504.61	3 Aug 1999	1,806.98	11.61%
2000	1,772.76	24 Jan 2000	1,469.64	26 Oct 2000	1,627.44	-9.94%
2001	1,769.69	14 Dec 2001	1,415.06	23 May 2001	1,765.60	8.49%
Year 2001	Max	Date	Min	Date	Close	Nominal return
January	1,617.62	3 Jan 2001	1,503.05	5 Jan 2001	1,521.54	-6.51%
February	1,560.85	9 Feb 2001	1,448.74	27 Feb 2001	1,471.89	-3.26%
March	1,475.02	30 Mar 2001	1,419.58	16 Mar 2001	1,475.02	0.21%
April	1,495.18	9 Apr 2001	1,439.40	30 Apr 2001	1,439.40	-2.41%
May	1,489.95	17 May 2001	1,415.06	23 May 2001	1,459.83	1.42%
June	1,510.56	29 Jun 2001	1,467.08	1 Jun 2001	1,510.56	3.48%
July	1,545.55	31 Jul 2001	1,484.67	25 Jul 2001	1,545.55	2.32%
August	1,694.56	23 Aug 2001	1,551.37	1 Aug 2001	1,629.10	5.41%
September	1,641.75	6 Sept 2001	1,550.31	18 Sept 2001	1,603.50	-1.57%
October	1,713.06	30 Oct 2001	1,593.24	2 Oct 2001	1,713.06	6.83%
November	1,763.48	30 Nov 2001	1,678.43	6 Nov 2001	1,763.48	2.94%
December	1,769.69	14 Dec 2001	1,736.64	18 Dec 2001	1,765.60	0.12%



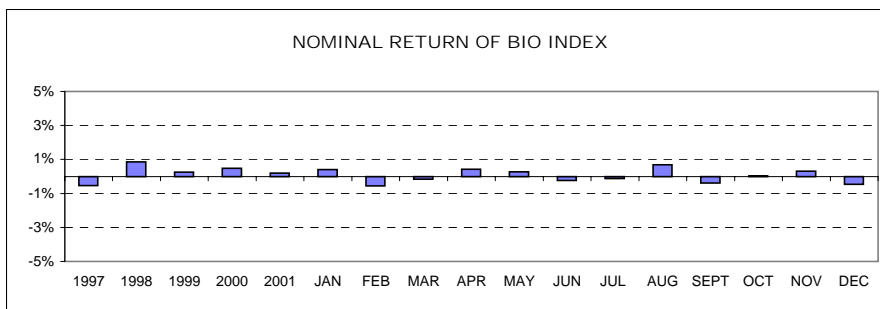
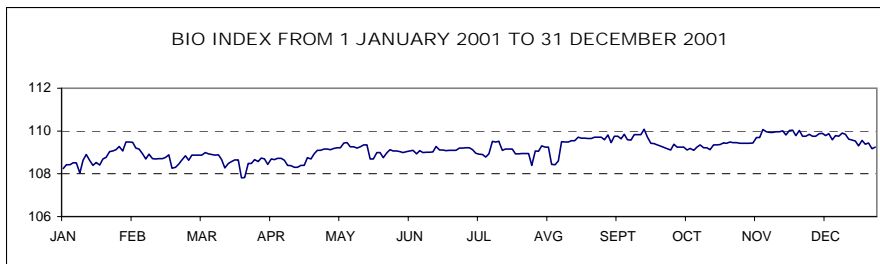
PIX - AUTHORISED INVESTMENT FUNDS INDEX

Year	Max	Date	Min	Date	Close	Nominal return
1999	1,633.77	8 Sep 1999	965.15	5 Jan 1999	1,483.50	48.35%
2000	1,572.13	17 Jan 2000	1,097.07	25 May 2000	1,520.79	2.51%
2001	1,588.02	28 Dec 2001	1,328.44	23 May 2001	1,588.02	4.42%
Year 2001	Max	Date	Min	Date	Close	Nominal return
January	1,558.97	9 Jan 2001	1,481.25	17 Jan 2001	1,510.93	-0.65%
February	1,530.33	7 Feb 2001	1,464.09	27 Feb 2001	1,480.21	-2.03%
March	1,491.96	5 Mar 2001	1,409.85	14 Mar 2001	1,460.81	-1.31%
April	1,454.27	5 Apr 2001	1,376.17	26 Apr 2001	1,407.07	-3.68%
May	1,392.45	4 May 2001	1,328.44	23 May 2001	1,374.36	-2.32%
June	1,371.97	5 Jun 2001	1,347.63	22 Jun 2001	1,360.04	-1.04%
July	1,410.03	31 Jul 2001	1,343.82	2 Jul 2001	1,410.03	3.68%
August	1,507.87	22 Aug 2001	1,400.80	1 Aug 2001	1,491.48	5.78%
September	1,533.24	28 Sept 2001	1,457.27	12 Sept 2001	1,533.24	2.80%
October	1,539.83	19 Oct 2001	1,508.05	2 Oct 2001	1,529.75	-0.23%
November	1,570.97	30 Nov 2001	1,529.13	5 Nov 2001	1,570.97	2.69%
December	1,588.02	28 Dec 2001	1,552.08	7 Dec 2001	1,588.02	1.09%



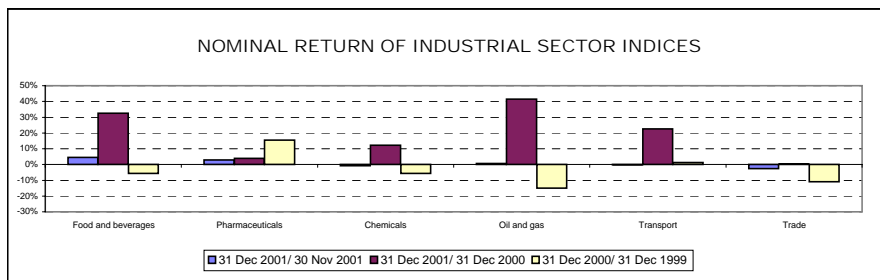
BIO - STOCK EXCHANGE BOND INDEX

Year	Max	Date	Min	Date	Close	Nominal return
1995	113.52	14 Dec 1995	100.46	5 July 1995	111.68	11.68%
1996	111.96	8 Jan 1996	106.61	28 June 1996	107.89	-3.39%
1997	110.97	8 Apr 1997	104.90	29 Jan 1997	107.31	-0.54%
1998	108.22	30 Dec 1998	101.68	25 May 1998	108.22	0.85%
1999	110.52	4 Feb 1999	104.53	16 Aug 1999	108.50	0.26%
2000	109.63	15 Dec 2000	103.96	9 June 2000	109.03	0.49%
2001	110.08	17 Sept 2001	107.81	21 Mar 2001	109.25	0.20%
Year 2001	Max	Date	Min	Date	Close	Nominal return
January	109.48	30 Jan 2001	108.04	10 Jan 2001	109.48	0.41%
February	109.47	1 Feb 2001	108.26	20 Feb 2001	108.87	-0.56%
March	109.00	6 Mar 2001	107.81	21 Mar 2001	108.69	-0.17%
April	109.15	26 Apr 2001	108.30	13 Apr 2001	109.15	0.42%
May	109.45	10 May 2001	108.70	22 May 2001	109.45	0.27%
June	109.28	18 June 2001	108.94	8 June 2001	109.20	-0.23%
July	109.51	16 July 2001	108.40	30 July 2001	109.06	-0.13%
August	109.81	31 Aug 2001	108.42	8 Aug 2001	109.81	0.69%
September	110.08	17 Sept 2001	109.11	27 Sept 2001	109.38	-0.39%
October	109.49	23 Oct 2001	109.09	8 Oct 2001	109.42	0.04%
November	110.07	8 Nov 2001	109.42	2 Nov 2001	109.76	0.31%
December	109.90	12 Dec 2001	109.17	27 Dec 2001	109.25	-0.46%



INDUSTRIAL SECTOR INDICES

SECTOR	Value as of 31 Dec 2001	Nominal return		
		31 Dec 2001/ 30 Nov 2001	31 Dec 2001/ 31 Dec 2000	31 Dec 2000/ 31 Dec 1999
Food and beverages	2,175.17	4.44%	32.61%	-5.63%
Pharmaceuticals	2,119.86	2.91%	3.95%	15.41%
Chemicals	1,872.81	-0.86%	12.14%	-5.54%
Oil and gas	2,579.69	0.69%	41.48%	-14.90%
Transport	2,042.30	-0.09%	22.52%	1.24%
Trade	1,772.37	-2.53%	0.32%	-11.00%



B) NUMBER OF ISSUERS, TRADED SECURITIES AND
MEMBERS

	31 Dec 1999	31 Dec 2000	30 Nov 2001	31 Dec 2001
NUMBER OF ISSUERS	210	225	222	221
Official market	49	58	57	57
Shares	28	38	38	38
Bonds	21	20	19	19
Free market	161	167	165	164
Shares	102	111	114	113
Bonds	12	11	12	12
Investment funds	46	44	38	38
Pension coupons	1	1	1	1
	31 Dec 1999	31 Dec 2000	30 Nov 2001	31 Dec 2001
NUMBER OF SECURITIES	237	267	270	271
Official market	74	94	98	100
Shares	30	40	39	39
Bonds	44	54	59	61
Free market	163	173	172	171
Shares	104	114	118	117
Bonds	12	14	15	15
Investment funds	46	44	38	38
Pension coupons	1	1	1	1
Short term securities	15	8	10	10
Privatisation shares	161	176	167	166
Official market	24	33	32	32
Free market - shares	91	99	97	96
Free market - investment funds	46	44	38	38
	31 Dec 1999	31 Dec 2000	30 Nov 2001	31 Dec 2001
NUMBER OF MEMBERS	35	34	32	31

C) TURNOVER

C1) TURNOVER BY SECURITIES ON OFFICIAL MARKET IN DECEMBER 2001

1. Shares

Issue	Total (in SIT)	Total (in EUR)	Block trades (in SIT)	Cross trades (in SIT)	Share in total turnover on official market	Share in turnover of shares	Volume in pieces	Number of bargains
Total shares	23,505,357,699	106,312,387	12,979,268,721	4,304,436,198	72.47%	100.00%	2,983,888	9,118
Common shares	22,533,895,434	101,921,141	12,035,922,058	4,300,248,116	69.48%	95.87%	2,893,508	9,063
1 LEK	2,763,794,029	12,503,452	1,933,406,700	241,855,991	8.52%	11.76%	62,804	695
2 KRKA	2,737,041,236	12,384,655	785,540,110	568,624,230	8.44%	11.64%	94,213	1,712
3 PIVOVARNA LAŠKO	2,114,583,582	9,567,970	1,699,272,067	133,148,622	6.52%	9.00%	402,929	418
4 ETOL	2,072,376,758	9,369,759	1,341,743,019	664,288,879	6.39%	8.82%	72,902	70
5 PIVOVARNA UNION	1,763,037,889	7,972,555	493,036,500	91,021,654	5.44%	7.50%	22,381	1,921
6 PETROL	1,657,445,571	7,495,497	683,340,878	369,571,919	5.11%	7.05%	70,695	932
7 MERCATOR	1,483,863,080	6,712,257	1,043,129,105	145,560,019	4.58%	6.31%	88,080	546
8 GORENJE	1,439,651,298	6,508,406	648,048,248	428,353,068	4.44%	6.12%	645,166	475
9 INTEREUROPA	1,229,764,852	5,560,272	788,959,100	171,154,637	3.79%	5.23%	309,641	222
10 DROGA PORTOROŽ	574,743,244	2,599,665	406,178,000	143,789,196	1.77%	2.45%	14,028	61
11 KOLINSKA	501,505,556	2,269,128	362,256,000	58,534,195	1.55%	2.13%	162,553	103
12 SAVA	482,447,910	2,183,254	0	382,492,536	1.49%	2.05%	28,641	299
13 ŽIVILA KRANJ	461,897,334	2,090,832	0	417,431,032	1.42%	1.97%	37,465	101
14 EMONA OBALA KOPER	373,795,973	1,689,544	215,938,573	1,569,830	1.15%	1.59%	177,211	78
15 ISTRABENZ	359,146,379	1,623,496	190,946,680	95,242,640	1.11%	1.53%	73,596	238
16 DELO PRODAJA	331,099,536	1,496,410	299,300,000	7,157,830	1.02%	1.41%	46,697	54
17 BANKA KOPER	324,543,206	1,467,349	188,000,000	14,287,720	1.00%	1.38%	3,444	92
18 KOMPAS MTS	307,287,300	1,389,718	274,000,000	18,798,849	0.95%	1.31%	243,695	61
19 TERME ČATEŽ	306,451,432	1,385,328	277,037,400	11,572,070	0.94%	1.30%	21,714	46
20 LUKA KOPER	289,108,100	1,308,045	61,710,000	28,827,070	0.89%	1.23%	87,910	208
21 TEHNOUNION	245,795,941	1,111,042	244,045,778	1,247,137	0.76%	1.05%	13,985	21
22 KOLONIALE VELETRGOVINA	126,280,506	570,913	61,375,000	47,418,709	0.39%	0.54%	63,784	41
23 ZDRAVILIŠČE MORAVSKE TOPLICE	125,556,617	568,024	0	118,898,070	0.39%	0.53%	87,341	48
24 SALUS B series	121,356,528	549,259	38,658,900	58,483,176	0.37%	0.52%	2,714	30
25 MERKUR	89,553,853	405,086	0	18,972,410	0.28%	0.38%	5,798	135
26 DELO	77,918,726	352,652	0	0	0.24%	0.33%	5,346	35
27 AERODROM	55,973,430	253,181	0	16,631,161	0.17%	0.24%	16,515	87
28 BLAGOV.TRGOVINSKI CENTER BTC	36,631,017	165,850	0	21,928,510	0.11%	0.16%	2,220	51
29 ŽITO	33,200,319	150,197	0	4,434,723	0.10%	0.14%	1,989	197
30 MLINOTEST	14,868,909	67,298	0	1,967,641	0.05%	0.06%	9,410	17
31 GRADB.PODJETJE GROSUPLJE	12,928,860	58,450	0	12,641,300	0.04%	0.06%	3,027	7
32 COMET	12,648,445	57,238	0	2,530,505	0.04%	0.05%	6,994	15
33 RADENSKA	6,422,715	29,043	0	1,674,161	0.02%	0.03%	6,912	37
34 GEODETSKI ZAVOD SLOVENIJE	915,452	4,140	0	133,518	0.00%	0.00%	905	4
35 NIKA	259,851	1,176	0	5,108	0.00%	0.00%	803	6
36 SKB BANKA	0	0	0	0	0.00%	0.00%	0	0
Preferred shares	971,462,265	4,391,246	943,346,663	4,188,082	3.00%	4.13%	90,380	55
1 VIPA BANKA	480,236,582	2,170,437	476,845,200	3,391,382	1.48%	2.04%	5,428	8
2 PROBANKA	469,629,113	2,123,063	466,501,463	366,200	1.45%	2.00%	84,447	13
3 LEK	21,596,570	97,746	0	430,500	0.07%	0.09%	505	34

2. Bonds

Issue	Total (in SIT)	Total (in EUR)	Block trades (in SIT)	Cross trades (in SIT)	Share in total turnover on official market	Share in turnover of bonds	Volume in pieces	Number of bargains
Total bonds	8,927,278,570	40,378,663	6,342,226,518	2,035,186,056	27.53%	100.00%	640,069	1,465
1 REPUBLIKA SLOVENIJA 14 th issue	1,514,510,265	6,853,225	0	1,513,864,522	4.67%	16.96%	143,305	44
2 REPUBLIKA SLOVENIJA 26 th issue	1,335,239,191	6,037,106	1,003,858,233	99,415,946	4.12%	14.96%	60,272	363
3 REPUBLIKA SLOVENIJA 12 th issue	1,179,744,801	5,339,838	1,124,707,276	49,939,241	3.64%	13.22%	111,951	184
4 REPUBLIKA SLOVENIJA 10 th issue	578,065,909	2,615,088	558,723,418	13,385,587	1.78%	6.48%	66,779	33
5 REPUBLIKA SLOVENIJA 22 nd issue	476,046,008	2,152,045	471,010,000	4,455,958	1.47%	5.33%	47,744	10
6 REPUBLIKA SLOVENIJA 27 th issue	465,907,575	2,106,141	455,686,610	10,190,065	1.44%	5.22%	45,722	5
7 SLOVENSKA RAZVOJNA DRUŽBA	444,839,951	2,013,810	419,556,497	18,603,984	1.37%	4.98%	3,942	22
8 REPUBLIKA SLOVENIJA 17 th issue	397,840,166	1,798,594	397,780,000	9,916	1.23%	4.46%	40,006	4
9 REPUBLIKA SLOVENIJA 25 th issue	345,552,798	1,562,210	330,000,000	15,421,648	1.07%	3.87%	34,548	25
10 REPUBLIKA SLOVENIJA 4 th issue	342,968,954	1,551,925	198,784,620	56,544,387	1.06%	3.84%	2,865	245
11 REPUBLIKA SLOVENIJA 18 th issue	269,351,947	1,218,112	160,967,970	3,206,320	0.83%	3.02%	11,942	21
12 NLB TOLARSKE	265,161,405	1,198,508	238,501,322	19,383,163	0.82%	2.97%	1,840	11
13 REPUBLIKA SLOVENIJA 24 th issue	261,711,453	1,183,604	194,647,193	55,904,550	0.81%	2.93%	25,724	56
14 BANKA CELJE 5 th issue	210,170,967	949,986	210,170,967	0	0.65%	2.35%	9,380	5
15 REPUBLIKA SLOVENIJA 15 th issue, E series	203,357,509	919,659	140,631,662	62,548,528	0.63%	2.28%	1,147	9
16 REPUBLIKA SLOVENIJA 23 rd issue	201,052,706	908,214	200,682,482	0	0.62%	2.25%	8,716	3
17 ABANKA 4 th issue	88,552,499	400,262	71,534,955	1,241,545	0.27%	0.99%	3,967	12
18 REPUBLIKA SLOVENIJA 20 th issue	77,412,673	350,036	30,630,000	16,061,380	0.24%	0.87%	7,550	197
19 BANKA ZASAVJE OBVEZNICE 2 nd issue	50,108,405	226,571	50,053,623	0	0.15%	0.56%	909	2
20 PROBANKA 2 nd issue	44,938,804	203,037	44,468,014	470,790	0.14%	0.50%	3,856	2
21 BANKA VIPA 7 th issue	40,052,705	181,360	39,831,676	221,029	0.12%	0.45%	905	4
22 REPUBLIKA SLOVENIJA 19 th issue	24,106,443	109,005	0	12,729,304	0.07%	0.27%	2,363	99
23 BTC HIPOTEKARNE OBVEZNICE	20,634,688	93,370	0	2,275,244	0.06%	0.23%	1,782	26
24 NLB DEVIZNE	17,346,684	78,482	0	16,666,186	0.05%	0.19%	153	3
25 ABANKA 3 rd issue	15,434,741	69,895	0	13,131,533	0.05%	0.17%	720	6
26 STANOVANJSKI SKLAD 2 nd issue	15,106,656	68,331	0	15,106,656	0.05%	0.17%	143	7
27 NLB 2 nd issue, A series	10,977,473	49,662	0	10,977,473	0.03%	0.12%	91	3
28 STANOVANJSKI SKLAD RS 1 st issue	7,706,582	34,858	0	2,908,320	0.02%	0.09%	1,007	5
29 REPUBLIKA SLOVENIJA 13 th issue	5,681,404	25,683	0	4,886,969	0.02%	0.06%	50	4
30 BANKA VIPA 4 th issue	4,241,515	19,174	0	4,241,515	0.01%	0.05%	100	14
31 REPUBLIKA SLOVENIJA 15 th issue, I series	3,524,416	15,946	0	2,224,932	0.01%	0.04%	19	7
32 ABANKA 1 st issue	1,688,351	7,643	0	1,338,557	0.01%	0.02%	29	4
33 SKB OBVEZNICE 3 rd issue	1,175,264	5,318	0	1,175,264	0.00%	0.01%	26	4
34 SL. ZADR. KMET. BANKA 3 rd issue	1,094,691	4,948	0	1,094,691	0.00%	0.01%	107	2
35 HOTELI BERNARDIN	1,036,489	4,694	0	1,036,489	0.00%	0.01%	9	3
36 SKB OBVEZNICE 4 th issue, A series	808,000	3,652	0	808,000	0.00%	0.01%	8	1
37 BANKA VIPA 3 rd issue	777,733	3,515	0	777,733	0.00%	0.01%	22	2
38 KREKOVA BANKA 2 nd issue	565,075	2,556	0	565,075	0.00%	0.01%	10	1
39 NOVA KBM 1 st issue	565,075	2,556	0	565,075	0.00%	0.01%	5	1
40 FACTOR BANKA 1 st issue	505,834	2,288	0	505,834	0.00%	0.01%	21	4
41 BANKA CELJE 3 rd issue	356,006	1,610	0	356,006	0.00%	0.00%	16	2
42 REPUBLIKA SLOVENIJA 8 th issue	312,118	1,412	0	0	0.00%	0.00%	150	1
43 BANKA VIPA 5 th issue	309,453	1,400	0	309,453	0.00%	0.00%	8	1
44 PROBANKA 1 st issue	236,194	1,068	0	236,194	0.00%	0.00%	80	2
45 LB SB VELENJE 1 st issue	180,080	814	0	80,080	0.00%	0.00%	18	2
46 RS08 TAX FREE BOND	115,402	522	0	115,402	0.00%	0.00%	58	1
47 NLB 2 nd issue, B series	110,423	500	0	110,423	0.00%	0.00%	1	1
48 BANKA VIPA 2 nd issue	50,905	230	0	50,905	0.00%	0.00%	2	1
49 BANKA VIPA 6 th issue	44,184	200	0	44,184	0.00%	0.00%	1	1
50 ABANKA 5 th issue	0	0	0	0	0.00%	0.00%	0	0
51 BANKA CELJE 4 th issue	0	0	0	0	0.00%	0.00%	0	0
52 DOLENJSKA BANKA DEVIZNE	0	0	0	0	0.00%	0.00%	0	0
53 DOLENJSKA BANKA TOLARSKE	0	0	0	0	0.00%	0.00%	0	0
54 NFD INVESTICIJSKO SVETOVANJE	0	0	0	0	0.00%	0.00%	0	0
55 NLB 3 rd issue	0	0	0	0	0.00%	0.00%	0	0
56 NOVA KBM 2 nd issue	0	0	0	0	0.00%	0.00%	0	0
57 NOVA KBM 3 rd issue, A series	0	0	0	0	0.00%	0.00%	0	0
58 NOVA KBM 3 rd issue, B series	0	0	0	0	0.00%	0.00%	0	0
59 REPUBLIKA SLOVENIJA 15 th issue, H series	0	0	0	0	0.00%	0.00%	0	0
60 REPUBLIKA SLOVENIJA 16 th issue	0	0	0	0	0.00%	0.00%	0	0
61 SKB OBVEZNICE 4 th issue, B series	0	0	0	0	0.00%	0.00%	0	0
62 SL.ZADR.KMET.BANKA	0	0	0	0	0.00%	0.00%	0	0
Total official market	32,432,636,269	146,691,050	19,321,495,239	6,339,622,254	100.00%	-	3,623,957	10,583

C2) TURNOVER BY SECURITIES ON FREE MARKET IN DECEMBER 2001

1. Shares (1)

Issue	Total (in SIT)	Total (in EUR)	Block trades (in SIT)	Cross trades (in SIT)	Share in total turnover on free market	Share in turnover of shares	Volume in pieces	Number of bargains
Shares	5,123,846,539	23,167,804	2,732,370,358	1,347,575,035	36.21%	100.00%	1,730,432	3,105
Common shares	5,107,196,287	23,092,483	2,732,370,358	1,342,510,533	36.09%	99.68%	1,725,079	2,965
1 JATA-MESO	1,320,713,391	5,971,894	1,135,080,000	56,436,405	9.33%	25.78%	45,750	110
2 SLOVENIJALES	749,607,170	3,387,614	0	747,311,390	5.30%	14.63%	118,971	22
3 INTERTRADE ITS	327,328,946	1,479,787	0	19,602,616	2.31%	6.39%	238,746	34
4 DZS	326,558,710	1,476,244	312,224,500	380,331	2.31%	6.37%	93,312	27
5 CINKARNA	297,922,121	1,347,270	217,405,551	2,572,278	2.11%	5.81%	22,177	100
6 KLASJE	261,858,259	1,182,906	259,930,000	1,113,792	1.85%	5.11%	142,342	15
7 KMEČKA DRUŽBA HOLDING	212,590,022	962,162	150,863,600	31,217,267	1.50%	4.15%	25,775	321
8 BELINKA HOLDING	196,288,600	887,488	150,000,600	0	1.39%	3.83%	73,928	29
9 KD GROUP, finančna družba	182,746,464	827,294	182,300,000	404,440	1.29%	3.57%	18,274	5
10 HOTELI PALACE	154,328,359	698,368	0	137,650,157	1.09%	3.01%	83,635	103
11 KOMPAS HOTELI KG	135,963,331	614,832	105,262,500	25,440,124	0.96%	2.65%	18,660	22
12 AVTO CELJE	129,478,484	585,202	125,133,071	3,320,000	0.91%	2.53%	52,397	12
13 NAMA	54,292,899	245,616	0	27,149,887	0.38%	1.06%	54,281	82
14 SAVINJA MOZIRJE	40,520,397	183,165	0	37,684,597	0.29%	0.79%	23,642	9
15 UPIMO GROUP	40,287,816	182,027	34,100,516	6,187,300	0.28%	0.79%	68,847	5
16 MARINA PORTOROŽ	34,481,400	155,904	0	14,334,000	0.24%	0.67%	2,543	22
17 CM CELJE	31,864,945	144,167	30,015,000	1,552,857	0.23%	0.62%	1,442	7
18 TOSAMA	31,635,408	143,132	0	14,623,780	0.22%	0.62%	3,698	46
19 ŽELEZARNA RAVNE - MONTER DRAVOGRAD	31,395,696	142,146	0	24,311,300	0.22%	0.61%	24,201	25
20 SVILA	30,750,147	139,009	30,055,020	97,232	0.22%	0.60%	93,893	14
21 JATA-REJA	27,684,461	125,151	0	24,441,220	0.20%	0.54%	2,360	17
22 VALKARTON	27,041,278	122,316	0	3,194,771	0.19%	0.53%	5,080	48
23 KS1 - NALOŽBE	25,068,128	113,427	0	7,326,368	0.18%	0.49%	77,710	166
24 GORIŠKE OPEKARNE	22,736,388	102,853	0	0	0.16%	0.44%	9,522	3
25 LIZ INŽENIRING	19,932,853	90,108	0	19,653,400	0.14%	0.39%	16,355	10
26 LIV POSTOJNA	19,849,762	89,674	0	0	0.14%	0.39%	1,593	24
27 HELIOS	19,683,306	89,019	0	1,893,000	0.14%	0.38%	491	27
28 CERTIUS HOLDING	19,369,590	87,630	0	6,815,440	0.14%	0.38%	35,838	132
29 CETIS	18,660,736	84,318	0	7,403,606	0.13%	0.36%	1,206	31
30 JUTEKS	17,973,496	81,303	0	11,619,987	0.13%	0.35%	3,453	30
31 GOZDNO GOSPODARSTVO BLED	17,925,163	81,053	0	5,947,630	0.13%	0.35%	17,041	38
32 POM-INVEST	16,502,555	74,642	0	5,204,236	0.12%	0.32%	33,196	220
33 PULSAR HOLDING	15,247,153	68,940	0	2,780,300	0.11%	0.30%	32,776	36
34 DANA	14,952,666	67,674	0	9,285,685	0.11%	0.29%	8,058	33
35 AKTIVA AVANT	12,114,998	54,801	0	2,584,431	0.09%	0.24%	23,343	111
36 GORENJSKI TISK	11,893,323	53,836	0	5,420,205	0.08%	0.23%	5,293	30
37 GRAD PRESTRANEK	11,694,071	52,825	0	0	0.08%	0.23%	833	1
38 MESNA INDUSTRIJA PRIMORSKE	11,655,179	52,748	0	2,036,516	0.08%	0.23%	9,885	47
39 KOŠAKI TMI MARIBOR	11,000,088	49,754	0	0	0.08%	0.21%	880	1
40 POTROŠNIK	10,036,900	45,415	0	10,035,200	0.07%	0.20%	7,841	7
41 MERCATA HOLDING	9,962,434	45,050	0	276,947	0.07%	0.19%	33,893	77
42 LESNINA EMMI	9,553,605	43,178	0	9,553,064	0.07%	0.19%	14,423	5
43 TOPLICE DOBRNA	8,947,491	40,452	0	216,011	0.06%	0.17%	5,673	21
44 MITOL	8,416,850	38,080	0	3,737,500	0.06%	0.16%	3,670	5
45 LIP BLED	8,240,696	37,281	0	3,315,143	0.06%	0.16%	11,435	49
46 KMETIJSKI KOMBINAT PTUJ	8,136,520	36,816	0	186,362	0.06%	0.16%	12,414	128
47 AGROKOMBINAT MARIBOR	7,487,329	33,876	0	213,840	0.05%	0.15%	14,833	34
48 ALPDOM	6,093,395	27,543	0	6,093,395	0.04%	0.12%	4,165	9
49 EMONA KRMILA	6,072,000	27,466	0	4,752,000	0.04%	0.12%	184	4
50 RUDIS	5,993,300	27,077	0	898,800	0.04%	0.12%	2,762	10
51 AVTOPREVOZNIŠTVO IN SERVISI	5,015,219	22,710	0	4,517,409	0.04%	0.10%	36,123	11
52 MEDALJON	4,932,670	22,311	0	222,400	0.03%	0.10%	3,956	31
53 SATURNUS EMBALAŽA	4,913,942	22,232	0	3,610,979	0.03%	0.10%	515	24
54 GRAND HOTEL UNION	4,759,286	21,518	0	1,890,412	0.03%	0.09%	2,141	21
55 FRUCTAL	4,622,551	20,917	0	614,398	0.03%	0.09%	2,961	40
56 GOZDNO GOSPODARSTVO POSTOJNA	4,544,683	20,550	0	3,117,100	0.03%	0.09%	4,531	15
57 CEMENTARNA TRBOVLJE	4,166,000	18,826	0	1,979,022	0.03%	0.08%	175	10
58 MK TISKARNA	3,592,037	16,235	0	376,794	0.03%	0.07%	2,670	7
59 ZDRAVILIŠČE ROGAŠKA	3,576,213	16,185	0	1,149,500	0.03%	0.07%	17,789	12
60 JAVOR PIVKA	3,430,096	15,519	0	1,666,652	0.02%	0.07%	4,924	21
61 EGOLES ŠKOFJA LOKA	3,195,717	14,445	0	2,948,010	0.02%	0.06%	3,353	6
62 TUS KO-SI	2,678,200	12,125	0	1,891,400	0.02%	0.05%	1,913	13
63 AVANT HOLDING	2,641,161	11,955	0	474,516	0.02%	0.05%	4,480	23
64 MERCATA 1 HOLDING	2,632,164	11,906	0	40,515	0.02%	0.05%	10,945	76
65 GEA TOVARNA OLJA	2,610,056	11,807	0	780,030	0.02%	0.05%	1,810	8
66 MELAMIN	2,491,925	11,261	0	165,000	0.02%	0.05%	1,672	11
67 COLOR	2,466,682	11,149	0	84,375	0.02%	0.05%	1,289	37
68 OLJARICA	2,107,000	9,531	0	507,400	0.01%	0.04%	239	6
69 INTES	2,078,603	9,394	0	0	0.01%	0.04%	2,410	23
70 DRAVINJSKI DOM	2,024,600	9,147	0	0	0.01%	0.04%	1,041	5

1. Shares (2)

Issue	Total (in SIT)	Total (in EUR)	Block trades (in SIT)	Cross trades (in SIT)	Share in total turnover on free market	Share in turnover of shares	Volume in pieces	Number of bargains
71 SUJAJ HRASTNIK	1,843,559	8,333	0	1,723,559	0.01%	0.04%	1,008	7
72 ALPETOUR POTOVALNA AGENCIJA	1,763,147	7,978	0	1,212,983	0.01%	0.03%	1,197	18
73 PLAMA - PUR	1,605,700	7,267	0	0	0.01%	0.03%	875	8
74 KEMA PUCONCI	1,552,319	7,023	0	96,060	0.01%	0.03%	444	8
75 NIKO ŽELEZNIKI	1,455,223	6,574	0	1,455,223	0.01%	0.03%	77	2
76 TUB SWATY	1,029,000	4,660	0	1,029,000	0.01%	0.02%	147	1
77 UNITAS	982,398	4,444	0	927,398	0.01%	0.02%	451	7
78 PINUS RAČE	980,200	4,431	0	980,200	0.01%	0.02%	100	1
79 PPC GORENJSKI SEJEM	892,308	4,040	0	102,222	0.01%	0.02%	515	62
80 GRADIS GP	748,595	3,385	0	641,785	0.01%	0.01%	2,601	6
81 CREINA	646,936	2,926	0	646,936	0.00%	0.01%	196	3
82 DOM SMREKA	641,308	2,900	0	371,246	0.00%	0.01%	1,236	4
83 MEDVEŠEK PUŠNIK	565,650	2,558	0	0	0.00%	0.01%	157	4
84 JELEN	542,708	2,453	0	67,008	0.00%	0.01%	803	8
85 INLES RIBNICA	538,067	2,434	0	146,908	0.00%	0.01%	3,457	9
86 TEKSTINA	477,411	2,159	0	440	0.00%	0.01%	1,074	8
87 INTEGRAL JESENICE	375,000	1,696	0	150,000	0.00%	0.01%	500	2
88 NOVOLIT	357,130	1,615	0	149,030	0.00%	0.01%	355	3
89 ZASAVSKI RAČUNSKI CENTER	309,504	1,398	0	309,504	0.00%	0.01%	768	1
90 IMP ČRPALKE	187,098	847	0	18,389	0.00%	0.00%	565	17
91 VELETRGOVINA POTROŠNIK	138,470	627	0	0	0.00%	0.00%	110	12
92 ELMO	117,450	531	0	0	0.00%	0.00%	219	2
93 HIDROTEHNIK	101,320	459	0	34,000	0.00%	0.00%	149	2
94 MURALES	91,110	413	0	91,110	0.00%	0.00%	100	1
95 SVILANIT	85,620	388	0	0	0.00%	0.00%	89	2
96 CAPITA	64,362	291	0	0	0.00%	0.00%	117	1
97 KRUH-PECIVO	46,810	212	0	46,810	0.00%	0.00%	104	1
98 JADRAN	40,800	185	0	0	0.00%	0.00%	8	1
99 ZLATOROG	0	0	0	0	0.00%	0.00%	0	0
100 KOVINOTEHNA	0	0	0	0	0.00%	0.00%	0	0
101 RTC KRVAVEC	0	0	0	0	0.00%	0.00%	0	0
102 HIPOTEKARNA BANKA	0	0	0	0	0.00%	0.00%	0	0
103 RAZVOJNA DRUŽBA	0	0	0	0	0.00%	0.00%	0	0
104 MLAJ	0	0	0	0	0.00%	0.00%	0	0
105 INTARA	0	0	0	0	0.00%	0.00%	0	0
106 SATURNUS AVTOOPREMA	0	0	0	0	0.00%	0.00%	0	0
107 KMEČKA DZU	0	0	0	0	0.00%	0.00%	0	0
108 TOTRA PLASTIKA	0	0	0	0	0.00%	0.00%	0	0
109 INTERTRADE ITA	0	0	0	0	0.00%	0.00%	0	0
110 TOVARNA SLADKORJA ORMOŽ	0	0	0	0	0.00%	0.00%	0	0
111 GEA COLLEGE	0	0	0	0	0.00%	0.00%	0	0
112 BOHOR	0	0	0	0	0.00%	0.00%	0	0
113 DADAS	0	0	0	0	0.00%	0.00%	0	0
Preferred shares	16,650,252	75,321	0	5,064,502	0.12%	0.32%	5,353	140
1 KMEČKA DRUŽBA HOLDING	14,754,192	66,748	0	3,402,002	0.10%	0.29%	2,459	134
2 ZDRAVILIŠČE ROGAŠKA	1,896,060	8,573	0	1,662,500	0.01%	0.04%	2,894	6
3 HIPOTEKARNA BANKA	0	0	0	0	0.00%	0.00%	0	0
4 KOVINOTEHNA	0	0	0	0	0.00%	0.00%	0	0
5 PRIMOFIN	0	0	0	0	0.00%	0.00%	0	0

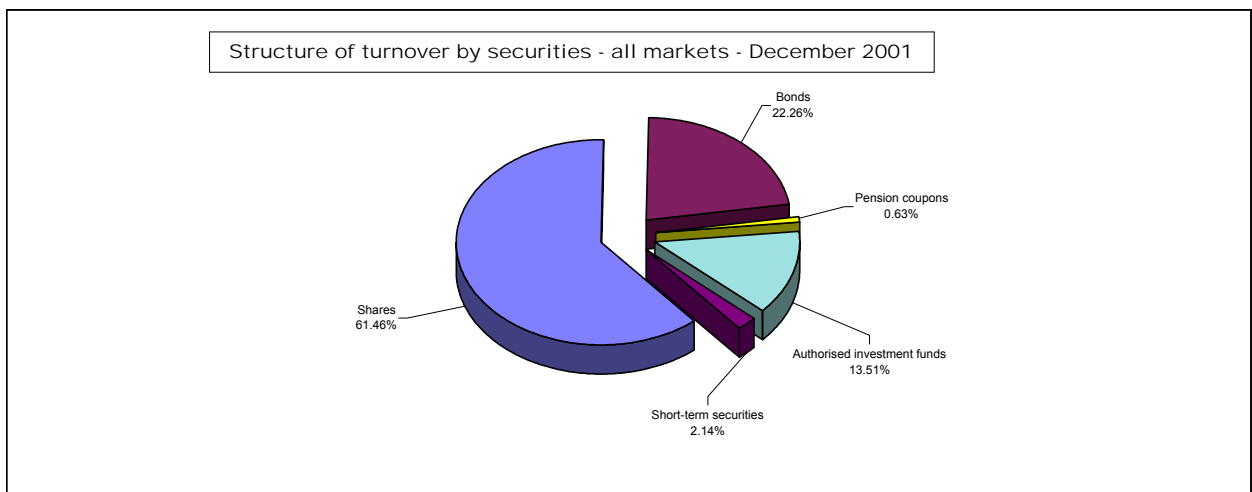
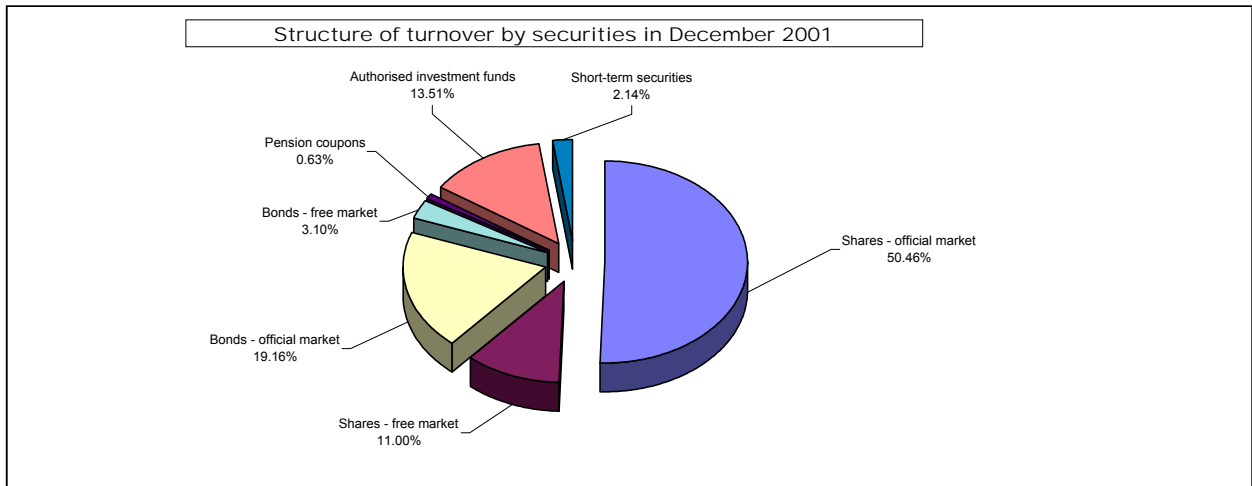
2. Bonds

Issue	Total (in SIT)	Total (in EUR)	Block trades (in SIT)	Cross trades (in SIT)	Share in total turnover on free market	Share in turnover of bonds	Volume in pieces	Number of bargains
Bonds	1,444,103,093	6,534,667	415,964,024	208,027,773	10.20%	100.00%	166,062	472
1 SLOV. ODŠKODNINSKA DRUŽBA 2 nd issue	1,444,103,093	6,534,667	415,964,024	208,027,773	10.20%	100.00%	166,062	472
2 AUTOCOMMERCE 1 st issue	0	0	0	0	0.00%	0.00%	0	0
3 BANKA KOPER 2 nd issue	0	0	0	0	0.00%	0.00%	0	0
4 BANKA KOPER 3 rd issue	0	0	0	0	0.00%	0.00%	0	0
5 BANKA KOPER 4 th issue	0	0	0	0	0.00%	0.00%	0	0
6 BORZNA DR. POTEZA OBVEZNICE 2 nd issue	0	0	0	0	0.00%	0.00%	0	0
7 KMEČKA DRUŽBA 1 st issue	0	0	0	0	0.00%	0.00%	0	0
8 OBČINA ŠMARJE	0	0	0	0	0.00%	0.00%	0	0
9 PROBANKA 4 th issue	0	0	0	0	0.00%	0.00%	0	0
10 SI.MOBIL 1 st issue	0	0	0	0	0.00%	0.00%	0	0
12 SIP STROJNA INDUSTRIJA 1 st issue, A series	0	0	0	0	0.00%	0.00%	0	0
13 SIP STROJNA INDUSTRIJA 1 st issue, B series	0	0	0	0	0.00%	0.00%	0	0
14 STANOVANJSKI SKLAD 3 rd issue	0	0	0	0	0.00%	0.00%	0	0
15 UBK KONVERTIBILNE	0	0	0	0	0.00%	0.00%	0	0
16 VIPA	0	0	0	0	0.00%	0.00%	0	0
Total free market (shares and bonds)	6,567,949,632	29,702,471	3,148,334,382	1,555,602,808	46.41%	-	1,896,494	3,577

3. Authorised investment funds and pension coupons

Issue	Total (in SIT)	Total (in EUR)	Block trades (in SIT)	Cross trades (in SIT)	Share in total turnover on free market	Share in turnover of auth.inv. funds	Volume in pieces	Number of bargains
Total authorised investment funds	6,294,858,885	28,465,797	4,510,772,542	445,078,486	44.48%	100.00%	101,180,042	10,654
1 INFOND ZLAT	1,658,973,812	7,500,150	1,378,687,180	44,850,561	44.48%	26.35%	24,089,153	1,314
2 TRIGLAV STEBER 1	1,359,398,563	6,149,021	1,220,108,591	18,127,163	11.72%	21.60%	11,714,417	597
3 ATENA 1. SKLAD	632,294,086	2,858,194	437,557,859	96,216,480	9.61%	10.04%	14,543,138	647
4 ZLATA MONETA 1	541,721,609	2,450,470	511,770,000	9,779,830	4.47%	8.61%	7,029,244	250
5 VIZIJA DPB	258,172,264	1,166,835	251,250,000	1,459,060	3.83%	4.10%	6,881,326	77
6 ZVON ENA	231,566,715	1,046,638	0	26,830,405	1.82%	3.68%	3,064,187	576
7 POMURSKA INV.DRUŽBA 1	223,896,595	1,012,460	147,500,000	19,238,103	1.64%	3.56%	1,788,917	176
8 ID KMEČKA DRUŽBA	207,081,958	937,256	133,444,780	11,062,188	1.58%	3.29%	2,920,261	489
9 NFD 1	185,286,033	838,141	0	86,939,918	1.46%	2.94%	1,739,534	974
10 MAKSIMA 1	166,820,662	753,944	106,824,800	10,848,967	1.31%	2.65%	3,376,728	509
11 KRONA KRONA	113,485,092	513,415	110,480,900	415,348	1.18%	1.80%	1,644,221	34
12 PID KMEČKA DRUŽBA	105,198,141	476,105	60,774,632	13,525,906	0.80%	1.67%	3,226,523	412
13 MERCATA 1	89,640,087	405,097	85,540,000	172,886	0.74%	1.42%	6,017,622	91
14 NFD 2	78,109,893	353,350	0	32,386,223	0.63%	1.24%	2,012,790	1,425
15 ZVON DVA	73,864,671	334,244	0	2,774,202	0.55%	1.17%	2,018,707	604
16 TRIGLAV STEBER II	73,574,469	332,793	0	23,835,997	0.52%	1.17%	1,751,393	727
17 KRONA SENIOR	69,931,315	316,283	35,772,000	8,535,537	0.52%	1.11%	1,443,577	190
18 ZLATA MONETA II	49,973,690	226,220	31,061,800	3,763,926	0.49%	0.79%	1,257,335	272
19 MODRA LINJA	31,184,582	141,022	0	9,861,929	0.35%	0.50%	443,661	151
20 POOBLAŠČENA POMURSKA INV. DRUŽBA	15,918,951	72,006	0	4,363,289	0.22%	0.25%	496,270	238
21 SETEV	15,806,052	71,409	0	1,252,471	0.11%	0.25%	467,673	22
22 VIPA INVEST SOČA	15,286,894	69,159	0	11,343,950	0.11%	0.24%	385,023	78
23 TRGATEV	14,799,177	66,865	0	0	0.11%	0.24%	453,092	28
24 PLOD	14,119,725	63,789	0	1,824	0.10%	0.22%	430,221	13
25 VIPA INVEST NANOS	11,020,372	49,855	0	668,492	0.10%	0.18%	143,029	61
26 TRDNJAVA I	10,764,891	48,634	0	177,872	0.08%	0.17%	391,515	16
27 KOMPAS SKLAD 2	8,256,820	37,335	0	96,054	0.08%	0.13%	265,271	40
28 KOMPAS SKLAD 4	8,148,388	36,851	0	610,455	0.06%	0.13%	277,150	104
29 PID AKTIVA AVANT I	4,827,364	21,838	0	1,125,948	0.06%	0.08%	152,480	109
30 ARKADA ENA	4,775,226	21,601	0	983,776	0.03%	0.08%	116,201	55
31 ARKADA DVA	4,266,924	19,299	0	1,448,092	0.03%	0.07%	100,691	38
32 NIKA	3,887,453	17,584	0	576,245	0.03%	0.06%	111,257	72
33 NIKA 1	3,397,006	15,370	0	951,032	0.03%	0.05%	98,464	56
34 TRDNJAVA	3,115,015	14,089	0	93,408	0.02%	0.05%	127,780	57
35 MERCATA	2,861,368	12,944	0	323,442	0.02%	0.05%	98,326	77
36 ARKADA TRI	1,530,900	6,927	0	387,294	0.02%	0.02%	48,280	35
37 NIKA 2	1,405,034	6,355	0	50,213	0.01%	0.02%	39,930	29
38 CAPINVEST 2	497,088	2,249	0	0	0.01%	0.01%	14,655	11
Pension coupons	291,528,880	1,318,562	0	40,495,603	2.06%	-	5,002,240	1,690
Short-term securities	997,578,500	4,510,476	992,437,050	4,929,450	7.05%	-	104,438	13
Total free market	14,151,915,897	63,997,306	8,651,543,974	2,046,106,347	100%	-	108,183,214	15,934
Total turnover in December 2001	46,584,552,166	210,688,356	27,973,039,213	8,385,728,601	-	-	111,807,171	26,517

Structure of turnover by securities in December 2001



C3) TURNOVER BY SECURITIES ON OFFICIAL MARKET IN YEAR 2001

1. Shares

Issue	Total (in SIT)	Total (in EUR)	Block trades (in SIT)	Cross trades (in SIT)	Share in total turnover on official market	Share in turnover of shares	Volume in pieces	Number of bargains
Total shares	194,498,268,844	892,778,248	107,373,538,286	26,774,728,915	83.37%	100.00%	22,526,532	99,770
Common shares	190,293,213,562	873,337,867	103,639,186,400	26,653,251,106	81.57%	97.84%	22,290,513	99,254
1 PIVOVARNA UNION	25,950,483,038	118,604,869	17,451,611,627	3,020,235,981	11.12%	13.34%	455,128	8,416
2 KRKA	20,415,857,739	93,834,399	7,290,523,095	3,842,149,015	8.75%	10.50%	752,190	15,072
3 LEK	20,370,087,916	94,014,631	10,631,487,459	1,950,233,066	8.73%	10.47%	468,730	9,755
4 PIVOVARNA LAŠKO	14,181,516,517	64,880,641	9,037,058,630	1,079,372,170	6.08%	7.29%	2,926,121	5,509
5 BLAGOV.TRGOVINSKI CENTER BTC	13,424,664,178	61,567,722	9,004,221,081	2,756,445,007	5.75%	6.90%	849,228	1,692
6 PETROL	13,184,578,978	60,645,670	8,195,110,654	1,151,331,193	5.65%	6.78%	607,452	9,278
7 MERCATOR	12,796,358,749	58,884,035	5,457,212,473	1,606,443,663	5.48%	6.58%	840,069	8,807
8 BANKA KOPER	10,407,016,722	47,285,046	8,686,795,751	405,226,256	4.46%	5.35%	110,317	1,475
9 INTEREUROPA	8,400,129,069	38,708,626	3,656,726,401	1,093,830,788	3.60%	4.32%	2,794,582	3,938
10 SAVA	6,996,925,833	32,252,487	2,828,772,982	2,063,326,383	3.00%	3.60%	439,201	5,384
11 GORENJE	6,629,905,127	30,389,469	2,966,662,673	952,050,807	2.84%	3.41%	3,142,550	5,372
12 ETOL	5,894,242,131	26,796,524	4,201,859,106	1,165,153,664	2.53%	3.03%	217,813	780
13 ISTRABENZ	3,568,108,969	16,324,569	1,592,739,106	470,959,895	1.53%	1.83%	898,124	3,511
14 LUKA KOPER	3,240,877,253	14,904,209	1,316,868,875	230,206,355	1.39%	1.67%	1,078,193	3,031
15 DROGA PORTOROŽ	2,995,194,619	13,759,873	1,704,399,376	619,398,702	1.28%	1.54%	81,896	832
16 KOLINSKA	2,415,706,989	11,071,708	1,027,614,150	407,140,447	1.04%	1.24%	931,702	1,765
17 KOMPAS MTS	1,963,183,806	9,056,949	880,556,614	333,174,843	0.84%	1.01%	1,389,964	1,189
18 DELO PRODAJA	1,836,221,178	8,403,043	954,400,000	175,066,148	0.79%	0.94%	283,674	677
19 DELO	1,701,298,231	7,888,080	822,220,091	532,372,174	0.73%	0.87%	105,867	384
20 SKB BANKA	1,586,800,814	7,426,604	866,023,230	150,778,211	0.68%	0.82%	541,600	575
21 DOL.BANKA DELNICE NA IME	1,480,222,681	6,771,138	1,133,216,500	159,493,184	0.63%	0.78%	62,974	262
22 ŽITO	1,454,228,225	6,686,744	333,094,863	261,076,558	0.62%	0.75%	83,368	2,852
23 EMONA OBALA KOPER	1,401,336,001	6,410,712	799,336,147	99,099,087	0.60%	0.72%	732,741	928
24 AERODROM	1,343,355,806	6,184,566	553,714,432	311,454,982	0.58%	0.69%	430,296	957
25 TERME ČATEŽ IMENSKE	1,319,257,272	6,060,620	566,342,650	92,632,807	0.57%	0.68%	93,934	1,047
26 COMET	996,930,760	4,618,982	378,133,940	301,998,352	0.43%	0.51%	561,381	415
27 ŽIVILA KRANJ	978,859,707	4,467,278	119,132,000	658,652,300	0.42%	0.50%	82,070	768
28 MERKUR	701,495,842	3,216,931	0	110,024,623	0.30%	0.36%	49,472	1,298
29 MLINOTEST	691,544,498	3,208,566	357,586,020	193,422,421	0.30%	0.36%	394,463	449
30 ZDRAVILIŠČE MORAVSKE TOPLICE	543,712,207	2,480,144	235,838,920	173,519,899	0.23%	0.28%	458,012	497
31 TEHNOUNION	510,358,398	2,345,407	459,840,854	21,204,118	0.22%	0.26%	29,256	149
32 SALUS - SERIJA B	472,049,215	2,164,623	38,658,900	123,346,023	0.20%	0.24%	12,344	318
33 KOLONIALE VELETRGOVINA	168,110,560	766,064	61,375,000	66,465,827	0.07%	0.09%	88,111	131
34 RADENSKA	124,719,325	576,719	0	27,418,096	0.05%	0.06%	121,936	944
35 GEODETSKI ZAVOD SLOVENIJE	75,539,375	347,178	30,052,800	13,123,832	0.03%	0.04%	53,933	181
36 KOVINOTEHNA	29,084,957	135,322	0	10,459,227	0.01%	0.01%	63,819	490
37 GRADB.PODJETJE GROSUPLJE	26,616,447	122,108	0	17,491,537	0.01%	0.01%	6,419	86
38 NIKA	16,634,430	75,611	0	7,473,465	0.01%	0.01%	51,583	40
Preferred shares	4,205,055,282	19,440,381	3,734,351,886	121,477,809	1.80%	2.16%	236,019	516
1 LEK	2,378,385,576	11,138,359	1,973,008,200	114,152,211	1.02%	1.22%	51,256	338
2 VIPA BANKA	968,114,330	4,409,413	934,988,948	5,027,382	0.41%	0.50%	10,847	19
3 PROBANKA	853,682,390	3,869,970	826,354,738	1,334,727	0.37%	0.44%	163,131	77
4 KOVINOTEHNA	4,672,986	22,639	0	963,489	0.00%	0.00%	10,785	82

2. Bonds

Issue	Total (in SIT)	Total (in EUR)	Block trades (in SIT)	Cross trades (in SIT)	Share in total turnover on official market	Share in turnover of bonds	Volume in pieces	Number of bargains
Total bonds	38,800,967,238	178,363,135	31,131,869,503	4,863,211,781	16.63%	100.00%	2,225,360	4,512
1 REPUBLIKA SLOVENIJA 26 th issue	5,134,286,567	23,391,592	4,575,663,478	138,235,448	2.20%	13.23%	235,897	478
2 REPUBLIKA SLOVENIJA 4 th issue	3,451,460,232	16,054,191	2,318,981,212	383,212,035	1.48%	8.90%	29,232	713
3 REPUBLIKA SLOVENIJA 12 th issue	3,356,439,660	15,490,215	3,181,862,046	160,973,969	1.44%	8.65%	315,708	350
4 REPUBLIKA SLOVENIJA 14 th issue	2,822,657,919	12,980,547	1,301,164,842	1,520,259,078	1.21%	7.27%	265,977	59
5 REPUBLIKA SLOVENIJA 23 rd issue	2,640,807,566	12,207,766	2,470,246,852	113,091,872	1.13%	6.81%	119,161	74
6 SLOVENSKA RAZVOJNA DRUŽBA	2,523,058,920	11,552,745	2,193,953,666	149,162,857	1.08%	6.50%	23,290	252
7 REPUBLIKA SLOVENIJA 25 th issue	2,487,009,282	11,411,909	2,179,289,295	267,806,162	1.07%	6.41%	249,251	144
8 REPUBLIKA SLOVENIJA 10 th issue	1,606,670,989	7,368,456	1,497,057,600	45,263,303	0.69%	4.14%	183,162	156
9 REPUBLIKA SLOVENIJA 18 th issue	1,551,403,924	7,141,312	1,320,502,514	87,318,279	0.66%	4.00%	69,826	97
10 REPUBLIKA SLOVENIJA 24 th issue	1,374,171,468	6,277,395	1,155,524,103	126,639,845	0.59%	3.54%	137,072	120
11 REPUBLIKA SLOVENIJA 22 nd issue	1,198,862,800	5,505,342	1,090,616,450	72,374,640	0.51%	3.09%	120,131	46
12 NLB TOLARSKÉ	987,198,659	4,569,874	906,167,153	55,962,757	0.42%	2.54%	7,180	59
13 REPUBLIKA SLOVENIJA 15 th issue, E series	923,260,454	4,232,841	837,600,809	76,029,798	0.40%	2.38%	5,340	52
14 ABANKA 4 th issue	816,855,157	3,767,371	564,274,794	117,762,233	0.35%	2.11%	37,754	123
15 REPUBLIKA SLOVENIJA 15 th issue, I series	725,870,289	3,381,298	651,961,877	41,259,107	0.31%	1.87%	4,167	49
16 REPUBLIKA SLOVENIJA 20 th issue	635,479,343	2,911,313	416,000,700	117,767,470	0.27%	1.64%	63,362	357
17 REPUBLIKA SLOVENIJA 17 th issue	598,535,166	2,720,102	598,475,000	9,916	0.26%	1.54%	60,006	6
18 SKB OBVEZNICE 4 th issue, A series	517,833,180	2,415,087	409,582,000	37,838,080	0.22%	1.33%	5,252	36
19 BANKA CELJE 3 rd issue	492,558,740	2,282,518	321,425,971	168,664,518	0.21%	1.27%	22,600	41
20 REPUBLIKA SLOVENIJA 27 th issue	465,907,575	2,106,141	455,686,610	10,190,065	0.20%	1.20%	45,722	5
21 NOVA KBM 2 nd issue	465,194,352	2,123,074	408,602,917	20,806,649	0.20%	1.20%	4,246	17
22 ABANKA 5 th issue	411,043,664	1,868,219	319,872,407	69,050,530	0.18%	1.06%	18,410	14
23 SKB OBVEZNICE 3 rd issue	368,730,829	1,694,580	288,413,194	29,822,780	0.16%	0.95%	6,740	45
24 ABANKA 3 rd issue	360,002,638	1,658,213	142,597,958	166,254,079	0.15%	0.93%	16,975	59
25 BTC HIPOTEKARNE OBVEZNICE	305,871,204	1,407,145	0	141,410,633	0.13%	0.79%	25,894	286
26 REPUBLIKA SLOVENIJA 16 th issue	297,918,360	1,353,651	276,051,400	21,664,960	0.13%	0.77%	29,757	15
27 BANKA CELJE 4 th issue	291,916,474	1,346,269	235,953,656	56,262,818	0.13%	0.75%	13,336	7
28 PROBANKA 2 nd issue	264,544,395	1,214,487	228,904,912	17,837,375	0.11%	0.68%	23,268	39
29 BANKA CELJE 5 th issue	210,170,967	949,986	210,170,967	0	0.09%	0.54%	9,380	5
30 PROBANKA 1 st issue	181,249,673	841,549	86,277,618	81,298,141	0.08%	0.47%	43,082	29
31 NFD INVESTICIJSKO SVETOVANJE	163,672,306	758,121	144,139,666	2,162,833	0.07%	0.42%	1,017	10
32 ABANKA 1 st issue	162,205,957	752,144	0	101,727,769	0.07%	0.42%	2,837	78
33 NOVA KBM 1 st issue	158,234,006	734,719	156,782,685	895,577	0.07%	0.41%	1,437	9
34 REPUBLIKA SLOVENIJA 13 th issue	120,916,410	554,956	0	72,847,180	0.05%	0.31%	1,091	64
35 BANKA VIPA 7 th issue	117,323,785	532,560	108,094,978	9,228,806	0.05%	0.30%	2,661	29
36 LB SB VELENJE 1 st issue	68,788,444	315,533	30,216,550	38,350,094	0.03%	0.18%	6,814	13
37 BANKA ZASAVJE OBVEZNICE 2 nd issue	58,906,023	267,054	50,053,623	376,308	0.03%	0.15%	1,072	22
38 KREKOVA BANKA 2 nd issue	54,933,413	253,862	0	52,962,160	0.02%	0.14%	993	17
39 SKB OBVEZNICE 4 th issue, B series	52,459,793	241,543	0	30,463,400	0.02%	0.14%	496	2
40 REPUBLIKA SLOVENIJA 19 th issue	39,165,743	177,452	0	18,992,054	0.02%	0.10%	3,846	137
41 STANOVANJSKI SKLAD 2 nd issue	32,877,203	150,699	0	32,038,325	0.01%	0.08%	309	37
42 BANKA VIPA 3 rd issue	32,266,806	146,996	0	24,651,298	0.01%	0.08%	915	17
43 FACTOR BANKA 1 st issue	29,761,868	137,825	0	21,809,598	0.01%	0.08%	1,025	46
44 NLB 2 nd issue, B series	29,389,493	134,697	0	25,441,973	0.01%	0.08%	272	28
45 NLB 2 nd issue, A series	28,771,036	132,379	0	13,830,242	0.01%	0.07%	251	15
46 HOTELI BERNARDIN	27,247,425	125,613	0	24,246,030	0.01%	0.07%	242	38
47 BANKA VIPA 4 th issue	26,200,755	119,627	0	15,721,013	0.01%	0.07%	612	45
48 ABANKA 2 nd issue	23,029,540	107,708	0	10,859,120	0.01%	0.06%	2,310	33
49 STANOVANJSKI SKLAD RS 1 st issue	22,682,955	103,181	0	17,254,362	0.01%	0.06%	2,984	28
50 NLB DEVIZNE	21,046,737	95,542	0	17,794,430	0.01%	0.05%	186	10
51 SL ZADR. KMET. BANKA	18,513,374	85,206	0	18,369,147	0.01%	0.05%	441	22
52 DOLENJSKA BANKA DEVIZNE	17,299,375	79,647	0	0	0.01%	0.04%	310	1
53 KREKOVA BANKA 1 st issue	11,710,363	54,408	0	5,301,474	0.01%	0.03%	214	15
54 SL. ZADR. KMET. BANKA 3 rd issue	6,800,531	31,428	0	6,569,674	0.00%	0.02%	663	16
55 BANKA VIPA 5 th issue	2,313,391	10,563	0	2,193,601	0.00%	0.01%	60	8
56 BANKA VIPA 2 nd issue	2,237,205	10,210	0	707,572	0.00%	0.01%	84	8
57 FACTOR BANKA 3 rd issue	1,946,165	9,025	0	1,946,165	0.00%	0.01%	56	2
58 BANKA CELJE 2 nd issue	1,238,820	5,825	0	1,235,395	0.00%	0.00%	415	7
59 REPUBLIKA SLOVENIJA 8 th issue	1,212,472	5,521	0	161,386	0.00%	0.00%	486	9
60 BANKA VIPA 6 th issue	606,411	2,800	0	606,411	0.00%	0.00%	14	10
61 RS08 TAX FREE BOND	115,402	522	0	115,402	0.00%	0.00%	58	1
62 SL. ZADR. KMET. BANKA 2 nd issue	97,613	460	0	97,613	0.00%	0.00%	9	1
63 POŠTNA BANKA 1 st issue	25,972	121	0	25,972	0.00%	0.00%	2	1
64 DOLENJSKA BANKA TOLARSKÉ	0	0	0	0	0.00%	0.00%	0	0
65 NLB 3 rd issue	0	0	0	0	0.00%	0.00%	0	0
66 NOVA KBM 3 rd issue, A series	0	0	0	0	0.00%	0.00%	0	0
67 NOVA KBM 3 rd issue, B series	0	0	0	0	0.00%	0.00%	0	0
68 REPUBLIKA SLOVENIJA 15 th issue, H series	0	0	0	0	0.00%	0.00%	0	0
Total official market	233,299,236,082	1,071,141,383	138,505,407,789	31,637,940,696	100.00%	-	24,751,892	104,282

C4) TURNOVER BY SECURITIES ON FREE MARKET IN YEAR 2001

1. Shares (1)

Issue	Total (in SIT)	Total (in EUR)	Block trades (in SIT)	Cross trades (in SIT)	Share in total turnover on free market	Share in turnover of shares	Volume in pieces	Number of bargains
Shares	42,641,447,815	195,527,351	21,450,025,726	10,604,771,244	36.97%	100.00%	15,883,435	35,369
Common shares	42,532,370,343	195,030,729	21,450,025,726	10,580,694,743	36.87%	99.74%	15,858,232	34,276
1 JATA-MESO	5,596,586,710	25,475,740	4,890,954,706	239,085,974	4.85%	13.12%	199,913	754
2 CINKARNA	3,030,107,511	13,911,341	1,494,846,818	362,865,752	2.63%	7.11%	238,137	1,726
3 HELIOS	2,912,992,924	13,468,917	1,297,014,229	239,871,412	2.53%	6.83%	77,468	975
4 KMEČKA DRUŽBA HOLDING	2,081,426,997	9,560,889	428,958,290	600,404,394	1.80%	4.88%	260,090	6,456
5 MARINA PORTOROŽ	2,061,743,590	9,481,524	1,725,165,960	149,039,752	1.79%	4.84%	222,613	211
6 NAMA	1,911,420,474	8,775,912	867,458,535	927,610,650	1.66%	4.48%	1,171,246	475
7 DZS	1,757,271,417	8,059,565	1,069,219,500	137,964,809	1.52%	4.12%	504,500	568
8 BELINKA HOLDING	1,305,286,933	5,971,414	598,413,960	192,112,551	1.13%	3.06%	518,684	388
9 VALKARTON	1,199,757,513	5,468,052	692,167,445	26,321,858	1.04%	2.81%	301,007	441
10 SLOVENJAJLES	1,039,331,712	4,720,617	93,620,000	860,982,865	0.90%	2.44%	171,404	488
11 KLASJE	1,004,871,997	4,596,176	977,525,960	7,236,899	0.87%	2.36%	577,165	168
12 KOMPAS HOTELI KG	988,775,807	4,534,329	185,262,000	735,274,199	0.86%	2.32%	114,813	183
13 GORIŠKE OPEKARNE	886,393,914	4,064,453	258,701,381	570,305,081	0.77%	2.08%	359,966	113
14 KRUIH-PECIVO	862,968,542	4,019,130	605,437,201	68,522,598	0.75%	2.02%	440,205	666
15 PINUS RAČE	729,316,911	3,357,147	409,154,295	90,960,916	0.63%	1.71%	47,507	260
16 INTERTRADE ITS	695,864,908	3,165,641	252,724,550	54,545,604	0.60%	1.63%	572,557	562
17 HOTELI PALACE	661,574,759	3,005,492	0	483,164,549	0.57%	1.55%	393,383	903
18 GRAND HOTEL UNION	629,988,229	2,905,054	471,972,000	89,675,249	0.55%	1.48%	436,905	383
19 CETIS	577,002,607	2,650,696	409,666,000	93,153,454	0.50%	1.35%	34,442	375
20 AVTO CELJE	566,053,357	2,595,991	407,320,632	93,152,805	0.49%	1.33%	293,205	121
21 TOSAMA	558,712,092	2,537,930	0	430,307,347	0.48%	1.31%	70,390	470
22 JATA-REJA	534,383,560	2,425,180	0	492,339,600	0.46%	1.25%	39,996	178
23 GOZDNO GOSPODARSTVO BLED	528,857,061	2,399,299	419,205,000	67,061,704	0.46%	1.24%	267,342	217
24 RUDIS	483,633,589	2,224,685	42,880,740	195,027,058	0.42%	1.13%	321,143	744
25 JADRAN	464,318,221	2,149,890	113,170,000	127,000,358	0.40%	1.09%	96,700	271
26 MEDALJON	448,671,438	2,080,923	164,450,000	64,519,878	0.39%	1.05%	340,384	670
27 OLJARICA	392,368,448	1,805,824	293,514,700	60,602,151	0.34%	0.92%	34,465	123
28 KMETIJSKI KOMBINAT PTUJ	391,384,068	1,791,653	31,811,235	270,429,045	0.34%	0.92%	581,980	1,699
29 GORENJSKI TISK	390,263,506	1,793,536	198,198,740	120,600,409	0.34%	0.92%	176,981	347
30 TUB SWATY	375,431,538	1,745,632	360,691,200	2,591,835	0.33%	0.88%	60,296	57
31 ELMO	370,089,583	1,703,167	347,984,865	5,564,228	0.32%	0.87%	273,702	19
32 MELAMIN	360,310,440	1,665,698	182,400,000	152,979,274	0.31%	0.84%	203,208	127
33 JUTEKS	339,629,816	1,562,546	226,500,000	75,696,728	0.29%	0.80%	110,611	155
34 POM-INVEST	334,191,829	1,517,838	250,215,362	44,378,372	0.29%	0.78%	728,227	629
35 CERTIUS HOLDING	307,054,393	1,406,359	129,937,165	124,357,152	0.27%	0.72%	655,447	608
36 EMONA KRMIJA	265,364,834	1,205,380	0	254,063,976	0.23%	0.62%	7,457	37
37 INTES	253,567,372	1,186,126	146,537,054	40,034,018	0.22%	0.59%	237,631	569
38 KEMA PUCONCI	237,557,457	1,083,702	0	19,711,011	0.21%	0.56%	64,212	85
39 CM CELJE	236,921,372	1,080,534	155,445,000	76,318,684	0.21%	0.56%	12,041	124
40 LIV POSTOJNA	220,706,653	1,011,083	0	11,524,511	0.19%	0.52%	19,396	204
41 GEA TOVARNA OLJA	218,377,271	1,008,517	0	193,253,730	0.19%	0.51%	118,769	103
42 KD GROUP, finančna družba	216,636,694	981,093	212,344,000	3,599,658	0.19%	0.51%	21,591	26
43 ALPETOUR POTOVALNA AGENCIJA	215,023,833	1,009,504	0	211,868,362	0.19%	0.50%	50,785	147
44 LIP BLED	198,777,009	913,090	0	71,552,188	0.17%	0.47%	331,112	741
45 NOVOLIT	194,301,090	906,490	97,862,840	65,679,530	0.17%	0.46%	119,158	31
46 SATURNUS EMBALAŽA	193,358,470	880,711	0	155,940,541	0.17%	0.45%	26,933	225
47 KS1 - NALOŽBE	192,891,070	876,878	0	148,186,683	0.17%	0.45%	611,193	414
48 NIKO ŽELEZNIKI	191,032,157	885,947	57,592,000	74,482,490	0.17%	0.45%	9,531	122
49 DOM SMREKA	182,313,706	833,439	107,509,050	36,814,852	0.16%	0.43%	296,292	208
50 ŽELEZARNA RAVNE - MONTER DRAVOGRAD	176,143,030	801,049	0	46,500,881	0.15%	0.41%	146,754	306
51 GEA COLLEGE	171,443,100	781,344	170,523,600	919,500	0.15%	0.40%	132,187	4
52 DANA	161,802,652	737,987	0	137,650,490	0.14%	0.38%	89,405	229
53 MITOL	155,384,585	716,507	72,955,896	33,888,781	0.13%	0.36%	68,762	143
54 KOŠAKI TMI MARIBOR	149,497,712	691,664	0	116,578,532	0.13%	0.35%	14,328	99
55 JAVOR PIVKA	135,496,674	621,585	95,207,506	17,820,342	0.12%	0.32%	171,829	227
56 GRADIS SPO	130,719,365	608,779	123,480,000	2,635,607	0.11%	0.31%	122,688	38
57 TOPLICE DOBRNA	127,969,703	596,443	0	77,459,274	0.11%	0.30%	80,956	94
58 GOZDNO GOSPODARSTVO POSTOJNA	104,152,249	474,440	90,562,875	8,440,127	0.09%	0.24%	70,650	73
59 UNITAS	95,837,183	435,634	79,766,400	6,771,319	0.08%	0.22%	27,038	100
60 MERCATOR GORENJSKA	82,704,451	384,511	0	26,420,397	0.07%	0.19%	53,320	227
61 MESNA INDUSTRIJA PRIMORSKE	79,122,827	363,413	0	31,497,029	0.07%	0.19%	100,058	289
62 KOVINTRADE	77,348,840	357,538	34,489,000	19,547,847	0.07%	0.18%	23,464	97
63 UPIMO GROUP	74,527,122	340,254	34,100,516	36,535,760	0.06%	0.17%	181,890	23
64 MERCATA HOLDING	57,645,237	264,049	0	6,236,257	0.05%	0.14%	220,683	889
65 FRUCTAL	52,879,035	242,795	0	7,158,551	0.05%	0.12%	37,632	303
66 DRAVINJSKI DOM	48,764,256	229,211	45,052,500	1,687,156	0.04%	0.11%	19,906	7
67 AKTIVA AVANT	45,724,636	207,622	0	11,265,839	0.04%	0.11%	106,407	504
68 SAVINJA MOZIRJE	41,162,475	186,118	0	38,264,131	0.04%	0.10%	24,198	23
69 LESNINA EMMI	40,266,749	183,863	0	21,080,089	0.03%	0.09%	57,504	88
70 AVTOPREVOZNIŠTVO IN SERVISI	39,890,412	181,953	0	14,492,803	0.03%	0.09%	195,230	89

1. Shares (2)

Issue	Total (in SIT)	Total (in EUR)	Block trades (in SIT)	Cross trades (in SIT)	Share in total turnover on free market	Share in turnover of shares	Volume in pieces	Number of bargains
71 SVILA	36,798,198	166,879	30,055,020	2,216,232	0.03%	0.09%	151,708	98
72 TEKSTINA	36,020,260	165,956	0	6,499,226	0.03%	0.08%	103,550	144
73 MERCATA 1 HOLDING	34,939,009	160,527	0	1,619,615	0.03%	0.08%	129,903	1,037
74 INLES RIBNICA	33,259,624	151,698	0	22,348,601	0.03%	0.08%	77,726	116
75 TOVARNA SLADKORJA ORMOŽ	32,283,742	147,513	0	30,957,328	0.03%	0.08%	9,310	40
76 POTROŠNIK	31,817,040	145,745	0	26,123,038	0.03%	0.07%	21,975	29
77 AVANT HOLDING	30,808,643	141,037	0	4,437,334	0.03%	0.07%	57,610	235
78 PULSAR HOLDING	30,767,153	139,435	0	10,549,927	0.03%	0.07%	79,483	70
79 LIZ INŽENIRING	29,811,373	135,483	0	25,330,696	0.03%	0.07%	25,673	96
80 KRUIH KOPER	29,276,358	137,067	0	28,768,878	0.03%	0.07%	14,630	83
81 SVILANIT	28,300,118	130,251	0	23,125,578	0.02%	0.07%	25,686	162
82 PLAMA - PUR	26,859,858	124,433	0	9,701,787	0.02%	0.06%	15,169	81
83 COLOR	22,600,642	104,512	0	1,155,966	0.02%	0.05%	11,908	401
84 AGROKOMBINAT MARIBOR	20,481,071	93,676	0	5,428,823	0.02%	0.05%	46,931	235
85 CAPITA	19,113,695	88,371	0	2,593,179	0.02%	0.04%	33,364	135
86 IMP ČRPALKE	18,926,307	86,572	0	419,178	0.02%	0.04%	49,316	231
87 INTARA	18,094,687	85,016	0	0	0.02%	0.04%	3,067	1
88 EGOLES ŠKOFJA LOKA	16,760,128	76,755	0	8,187,526	0.01%	0.04%	18,998	91
89 INTEGRAL JESENICE	15,751,986	72,373	0	6,174,230	0.01%	0.04%	23,795	71
90 ZDRAVILIŠČE ROGAŠKA	14,384,679	66,016	0	4,103,718	0.01%	0.03%	82,921	112
91 ALPDOM	13,910,458	63,607	0	13,910,458	0.01%	0.03%	9,582	36
92 GRAD PRESTRANEK	11,704,571	52,873	0	0	0.01%	0.03%	840	2
93 CEMENTARNA TRBOVLJE	10,797,513	49,185	0	5,695,045	0.01%	0.03%	532	38
94 ZASAVSKI RAČUNSKI CENTER	10,479,607	48,211	0	782,454	0.01%	0.02%	13,161	15
95 TUS KO-SI	10,129,600	45,980	0	8,382,800	0.01%	0.02%	7,715	55
96 ZLATOROG	8,939,935	41,270	0	6,831,403	0.01%	0.02%	3,826	31
97 CREINA	8,898,780	40,849	0	7,629,037	0.01%	0.02%	2,909	56
98 RTC KRVAVEC IMENSKE	8,543,289	38,848	0	7,493,812	0.01%	0.02%	6,672	6
99 KMEČKA DZU	7,732,925	36,078	0	6,382,024	0.01%	0.02%	153	14
100 VELETRGOVINA POTROŠNIK	7,517,426	34,558	0	715,221	0.01%	0.02%	9,697	324
101 MURALES	7,136,563	32,611	0	1,324,990	0.01%	0.02%	7,787	51
102 SIJAJ HRASTNIK	6,256,712	28,986	0	3,578,761	0.01%	0.01%	2,902	43
103 MK TISKARNA	6,235,678	28,397	0	1,669,895	0.01%	0.01%	4,318	51
104 HIDROTEHNIK	5,128,815	23,574	0	2,671,050	0.00%	0.01%	8,333	43
105 PPC GORENJSKI SEJEM	4,481,882	20,463	0	308,444	0.00%	0.01%	2,797	397
106 SATURNUS AVTOOPREMA	4,221,140	19,500	0	320,000	0.00%	0.01%	1,282	24
107 DOLINA	4,046,470	18,900	0	0	0.00%	0.01%	3,502	7
108 BOHOR	3,705,793	17,352	0	9,990	0.00%	0.01%	4,248	22
109 INTERTRADE ITA	3,010,999	14,098	0	399,999	0.00%	0.01%	137	11
110 VOC CELJE	2,899,620	13,501	0	1,866,898	0.00%	0.01%	1,956	36
111 TOTRA PLASTIKA	2,828,100	13,209	0	2,507,900	0.00%	0.01%	1,916	18
112 STC CELJE	2,555,624	11,735	0	1,130,348	0.00%	0.01%	1,025	12
113 TOVARNA KRMIL	2,485,858	11,740	0	1,259,942	0.00%	0.01%	1,234	8
114 RUDNIK MEŽICA	2,031,247	9,497	0	1,705,742	0.00%	0.00%	837	20
115 GRADIS GP	1,761,050	8,036	0	1,026,155	0.00%	0.00%	4,750	18
116 GRUDA	1,277,465	5,989	0	342,422	0.00%	0.00%	2,738	9
117 MLAJ	1,214,800	5,530	0	1,025,600	0.00%	0.00%	1,517	12
118 JELEN	895,377	4,088	0	342,427	0.00%	0.00%	1,477	20
119 MEDVEŠEK PUŠNIK	619,260	2,809	0	53,610	0.00%	0.00%	161	8
120 LISCA	521,540	2,447	0	0	0.00%	0.00%	433	3
121 KOVINOTEHNA	0	0	0	0	0.00%	0.00%	0	0
122 RAZVOJNA DRUŽBA	0	0	0	0	0.00%	0.00%	0	0
123 HIPOTEKARNA BANKA	0	0	0	0	0.00%	0.00%	0	0
124 DADAS	0	0	0	0	0.00%	0.00%	0	0
Preferred shares	109,077,472	496,622	0	24,076,501	0.09%	0.26%	25,203	1,093
1 KMEČKA DRUŽBA HOLDING	105,723,230	481,364	0.00	21,973,239.00	0.09%	0.25%	18,981	1,077
2 ZDRAVILIŠČE ROGAŠKA	3,354,242	15,258	0.00	2,103,262.00	0.00%	0.01%	6,222	16
3 HIPOTEKARNA BANKA	0	0	0.00	0.00	0.00%	0.00%	0	0
4 KOVINOTEHNA	0	0	0.00	0.00	0.00%	0.00%	0	0
5 PRIMOFIN	0	0	0.00	0.00	0.00%	0.00%	0	0

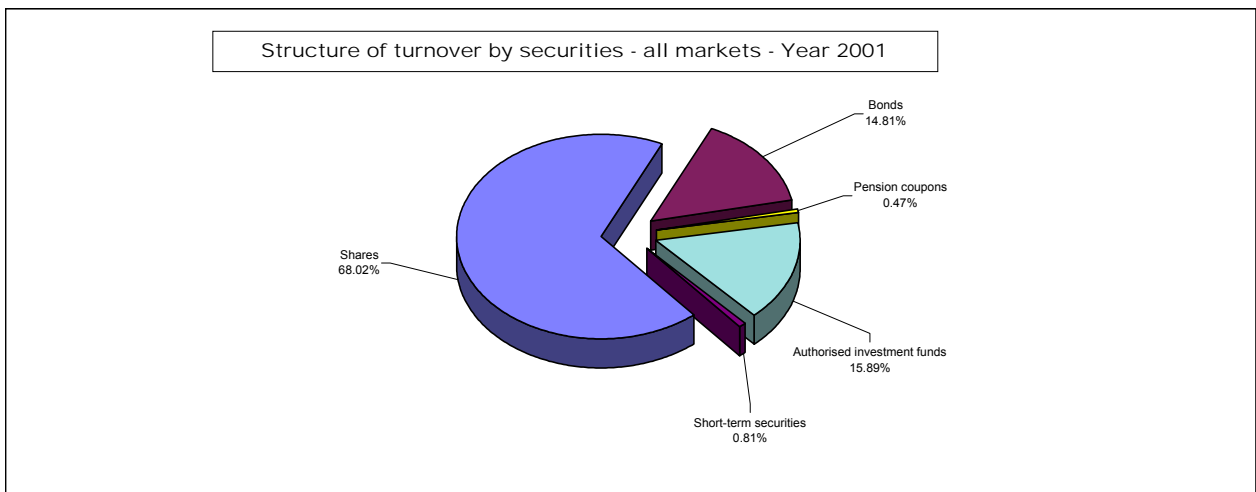
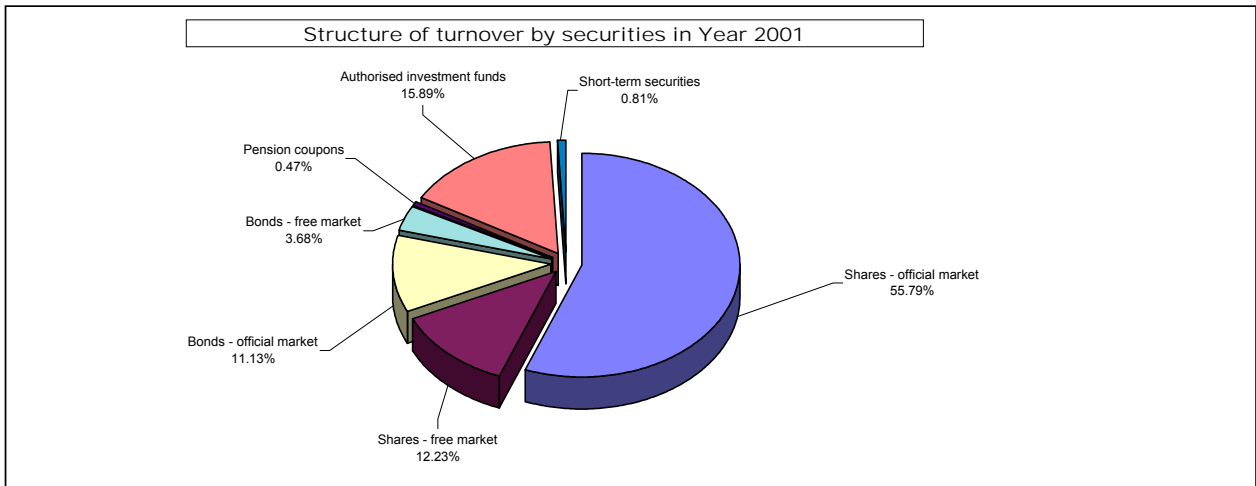
2. Bonds

Issue	Total (in SIT)	Total (in EUR)	Block trades (in SIT)	Cross trades (in SIT)	Share in total turnover on free market	Share in turnover of bonds	Volume in pieces	Number of bargains
Bonds	12,818,739,696	58,953,283	3,659,557,422	1,859,164,222	11.11%	100.00%	1,527,902	5,375
1 SLOV. ODŠKODNINSKA DRUŽBA 2 nd issue	11,634,123,909	53,466,517	2,602,431,823	1,757,336,373	10.09%	90.76%	1,438,596	5,314
2 KMEČKA DRUŽBA 1 st issue	804,109,658	3,739,661	800,055,743	4,053,915	0.70%	6.27%	72,772	20
3 BORZNA DR. POTEZA OBVEZNICE 2 nd issue	215,866,682	986,291	179,137,881	36,728,801	0.19%	1.68%	9,878	6
4 PROBANKA 4 th issue	124,625,312	577,608	77,931,975	46,669,601	0.11%	0.97%	5,776	7
5 VIPA	16,281,646	75,287	0	4,919,206	0.01%	0.13%	778	12
6 LUBK KONVERTIBILNE	13,662,306	61,967	0	0	0.01%	0.11%	3	1
7 STANOVANJSKI SKLAD 3 rd issue	10,070,183	45,952	0	9,456,326	0.01%	0.08%	99	15
8 AUTOCOMMERCE 1 st issue	0	0	0	0	0.00%	0.00%	0	0
9 BANKA KOPER 2 nd issue	0	0	0	0	0.00%	0.00%	0	0
10 BANKA KOPER 3 rd issue	0	0	0	0	0.00%	0.00%	0	0
11 BANKA KOPER 4 th issue	0	0	0	0	0.00%	0.00%	0	0
12 OBČINA LAŠKO	0	0	0	0	0.00%	0.00%	0	0
13 OBČINA ŠMARJE	0	0	0	0	0.00%	0.00%	0	0
14 SI.MOBIL 1 st issue	0	0	0	0	0.00%	0.00%	0	0
15 SIP STROJNA INDUSTRIJA 1 st issue, A series	0	0	0	0	0.00%	0.00%	0	0
16 SIP STROJNA INDUSTRIJA 1 st issue, B series	0	0	0	0	0.00%	0.00%	0	0
Total free market (shares and bonds)	55,460,187,511	254,480,634	25,109,583,148	12,463,935,466	48.08%	-	17,411,337	40,744

3. Authorised investment funds and pension coupons

Issue	Total (in SIT)	Total (in EUR)	Block trades (in SIT)	Cross trades (in SIT)	Share in total turnover on free market	Share in turnover of auth.inv. funds	Volume in pieces	Number of bargains
Total authorised investment funds	55,402,203,506	255,553,581	31,050,496,056	6,339,704,795	48.03%	100.00%	1,009,194,103	161,266
1 INFOND ZLAT	13,723,912,888	63,603,668	11,506,381,826	389,253,823	48.03%	24.77%	227,038,504	13,105
2 ATENA 1. SKLAD	4,171,948,800	19,189,267	2,605,988,270	596,158,072	11.90%	7.53%	84,939,528	8,915
3 TRIGLAV STEBER 1	4,059,729,081	18,598,407	1,777,740,232	496,994,047	3.62%	7.33%	35,989,851	10,324
4 ZLATA MONETA 1	3,537,233,155	16,275,185	2,660,970,630	126,063,407	3.52%	6.38%	46,389,319	5,728
5 MAKSIMA 1	3,168,219,045	14,600,745	2,256,467,608	112,522,584	3.07%	5.72%	61,980,884	5,297
6 ZVON ENA	3,072,849,313	14,184,976	1,481,230,724	334,438,202	2.75%	5.55%	39,471,782	8,251
7 TRIGLAV STEBER II	2,527,643,872	11,667,723	1,292,400,627	353,437,526	2.66%	4.56%	64,988,201	13,270
8 NFD 1	2,387,265,697	11,026,955	339,170,500	511,431,945	2.19%	4.31%	23,549,224	12,751
9 NFD 2	2,239,354,550	10,340,132	332,301,084	486,353,713	2.07%	4.04%	60,897,717	21,421
10 POMURSKA INV.DRUŽBA 1	1,886,714,787	8,661,424	800,365,531	436,376,761	1.94%	3.41%	16,689,592	2,883
11 ZLATA MONETA II	1,689,612,990	7,821,050	652,771,410	211,943,409	1.64%	3.05%	42,920,082	6,635
12 ID KMEČKA DRUŽBA	1,378,185,033	6,316,678	230,569,780	373,164,651	1.46%	2.49%	20,306,360	7,499
13 ZVON DVA	1,095,992,976	5,067,169	114,221,407	90,574,328	1.19%	1.98%	31,583,926	10,011
14 VIZIJA DPB	905,910,101	4,134,492	726,859,654	87,469,750	0.95%	1.64%	22,626,103	1,240
15 POMURSKA INV.DRUŽBA 2	900,964,849	4,198,284	674,114,014	12,244,202	0.79%	1.63%	20,057,564	2,692
16 MAKSIMA 2	881,296,210	4,146,148	612,331,200	16,973,724	0.78%	1.59%	17,648,008	1,259
17 NIKA	748,579,000	3,423,339	0	290,377,958	0.76%	1.35%	11,409,457	1,178
18 NIKA 1	747,166,866	3,403,148	0	293,411,922	0.65%	1.35%	10,714,067	1,019
19 VIPA INVEST NANOS	633,356,668	2,912,983	391,390,585	19,234,550	0.65%	1.14%	8,549,890	1,417
20 VIPA INVEST SOČA	588,188,503	2,704,971	359,451,612	141,857,412	0.55%	1.06%	16,723,740	1,654
21 TRDNJAVA	580,574,349	2,645,198	255,823,049	124,881,388	0.51%	1.05%	18,314,806	923
22 KRONA SENIOR	577,863,158	2,665,933	268,914,171	66,185,401	0.50%	1.04%	14,241,402	1,945
23 PID KMEČKA DRUŽBA	538,526,548	2,463,979	60,774,632	110,722,036	0.50%	0.97%	22,212,749	7,096
24 AKTIVA AVANT 1	482,270,855	2,225,161	378,255,955	31,451,154	0.47%	0.87%	13,902,904	1,156
25 MAKSIMA 3	470,888,211	2,214,786	395,308,550	7,004,597	0.42%	0.85%	9,628,179	910
26 KRONA KRONA	372,088,354	1,709,792	333,277,936	11,925,859	0.41%	0.67%	6,268,658	414
27 MODRA LINIJA	318,768,650	1,462,615	93,300,000	126,142,438	0.32%	0.58%	5,235,749	1,104
28 NIKA 2	164,330,036	750,762	0	57,451,787	0.28%	0.30%	2,894,418	610
29 MODRA LINIJA 2	163,322,125	749,398	85,000,000	47,796,743	0.14%	0.29%	3,787,333	618
30 ARKADA ENA	129,995,373	599,999	45,083,375	22,857,239	0.14%	0.23%	3,374,697	875
31 KOMPAS SKLAD 1	129,864,552	602,621	77,136,439	12,387,564	0.11%	0.23%	4,446,169	538
32 MERCATA 1	128,368,520	582,939	85,540,000	3,133,117	0.11%	0.23%	7,476,831	1,123
33 KOMPAS SKLAD 2	119,127,754	550,037	0	67,384,652	0.11%	0.22%	4,853,891	868
34 POOBLAŠČENA POMURSKA INV. DRUŽBA	117,228,619	532,235	57,690,025	24,189,781	0.10%	0.21%	3,865,171	642
35 MERCATA	116,463,410	532,477	54,472,500	20,476,186	0.10%	0.21%	3,323,363	958
36 TRGATEV	106,681,455	490,746	0	39,154,216	0.10%	0.19%	3,186,793	588
37 SETEV	100,114,861	461,531	0	43,058,408	0.09%	0.18%	2,826,335	406
38 KOMPAS SKLAD 4	99,816,951	460,321	0	46,103,159	0.09%	0.18%	4,427,412	1,254
39 ARKADA DVA	96,505,621	445,092	45,192,730	12,041,989	0.09%	0.17%	2,536,015	465
40 PLOD	75,721,315	347,848	0	25,671,949	0.08%	0.14%	2,245,527	405
41 ARKADA TRI	46,827,803	217,029	0	8,301,722	0.07%	0.08%	1,674,841	637
42 TRDNJAVA I	37,318,194	171,280	0	5,972,978	0.04%	0.07%	1,438,416	292
43 CAPIVEST 2	33,458,595	153,172	0	17,502,976	0.03%	0.06%	1,006,100	176
44 PID AKTIVA AVANT I	17,198,463	78,090	0	5,009,983	0.03%	0.03%	630,390	498
45 CERTIUS 1	13,698,766	64,768	0	13,590,000	0.01%	0.02%	302,380	2
46 MODRA LINIJA 3	10,463,760	48,606	0	5,274,415	0.01%	0.02%	282,685	119
47 PULSAR	6,170,401	28,567	0	1,538,295	0.01%	0.01%	244,720	75
48 KMEČKA DRUŽBA	4,622,423	21,855	0	2,212,777	0.01%	0.01%	82,370	20
Pension coupons	1,651,884,886	7,593,797	0	245,130,968	1.43%	-	34,151,418	13,837
Short-term securities	2,830,059,212	12,896,324	2,772,928,662	50,263,650	2.45%	-	300,829	28
Total free market	115,344,335,115	530,524,336	58,933,007,866	19,099,034,879	100%	-	1,061,057,687	215,875
Total turnover in Year 2001	348,643,571,197	1,601,665,719	197,438,415,655	50,736,975,575	-	-	1,085,809,579	320,157

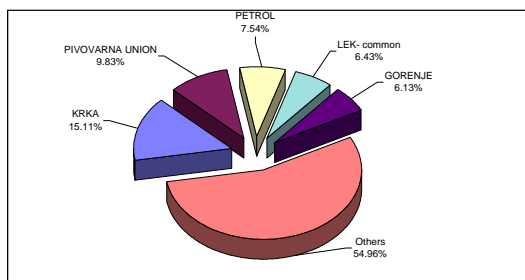
Structure of turnover by securities in Year 2001



C5) MOST TRADED SECURITIES IN DECEMBER 2001

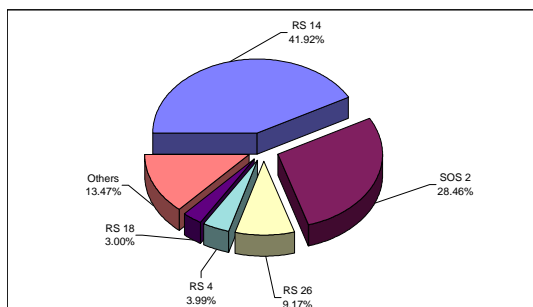
MOST TRADED SHARES

Issue	Turnover (in SIT) - order book trades only	Market capitalisation as of 31 December 2001 (in SIT)	Number of bargains - order book trades only
KRKA	1,951,501,126	101,713,916,995	1,700
PIVOVARNA UNION	1,270,001,389	39,247,666,849	1,918
PETROL	974,104,693	48,291,442,343	926
LEK- common	830,387,329	78,794,592,398	676
GORENJE	791,603,050	27,098,762,000	469
Others	7,099,967,572	554,842,263,897	6,401
Total	12,917,565,159	849,988,644,482	12,090



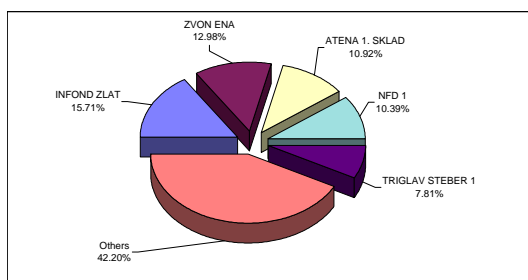
MOST TRADED BONDS

Issue	Turnover (in SIT) - order book trades only	Market capitalisation as of 31 December 2001 (in SIT)	Number of bargains - order book trades only
REPUBLIKA SLOVENIJA 14 th issue	1,514,510,265	6,367,040,000	44
SLOVENSKA ODŠKODNINSKA DRUŽBA 2 nd issue	1,028,139,069	60,500,020,364	466
REPUBLIKA SLOVENIJA 26 th issue	331,380,958	11,133,899,711	353
REPUBLIKA SLOVENIJA 4 th issue	144,184,334	31,861,074,519	240
REPUBLIKA SLOVENIJA 18 th issue	108,383,977	11,289,966,900	20
Others	486,592,518	239,766,867,042	762
Total	3,613,191,121	360,918,868,536	1,885



MOST TRADED AUTHORISED INVESTMENT FUNDS

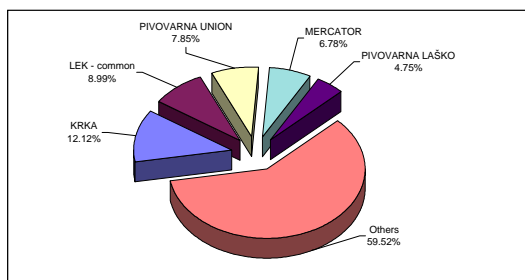
Issue	Turnover (in SIT) - order book trades only	Market capitalisation as of 31 December 2001 (in SIT)	Number of bargains - order book trades only
INFOND ZLAT	280,286,632	18,203,628,528	1,310
ZVON ENA	231,566,715	10,523,304,437	576
ATENA 1. SKLAD	194,736,227	13,167,789,243	639
NFD 1	185,286,033	17,318,585,355	974
TRIGLAV STEBER 1	139,289,972	17,099,697,272	590
Others	752,920,764	86,054,931,729	6,528
Total	1,784,086,343	162,367,936,564	10,617



C6) MOST TRADED SECURITIES IN YEAR 2001

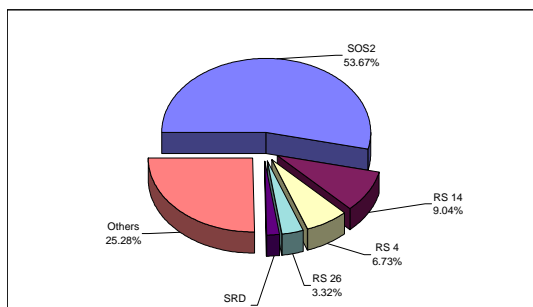
MOST TRADED SHARES

Issue	Turnover (in SIT) - order book trades only	Market capitalisation as of 31 December 2001 (in SIT)	Number of bargains - order book trades only
KRKA	13,125,334,644	101,713,916,995	14,995
LEK - common	9,738,600,457	78,794,592,398	9,667
PIVOVARNA UNION	8,498,871,411	39,247,666,849	8,355
MERCATOR	7,339,146,276	51,975,839,698	8,743
PIVOVARNA LAŠKO	5,144,457,887	34,264,263,295	5,428
Others	64,469,741,972	543,992,365,247	87,039
Total	108,316,152,647	849,988,644,482	134,227



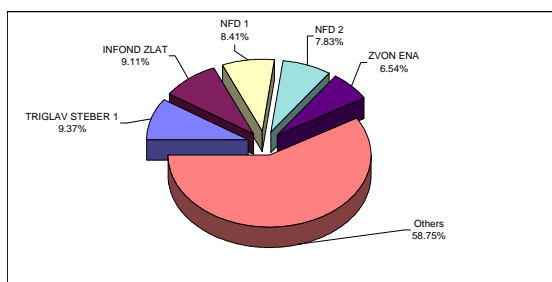
MOST TRADED BONDS

Issue	Turnover (in SIT) - order book trades only	Market capitalisation as of 31 December 2001 (in SIT)	Number of bargains - order book trades only
SLOVENSKA ODŠKODNINSKA DRUŽBA 2 nd issue	9,031,692,086	60,500,020,364	5,276
REPUBLIKA SLOVENIJA 14 th issue	1,521,493,077	6,367,040,000	56
REPUBLIKA SLOVENIJA 4 th issue	1,132,479,020	31,861,074,519	690
REPUBLIKA SLOVENIJA 26 th issue	558,623,089	11,133,899,711	432
SLOVENSKA RAZVOJNA DRUŽBA	329,105,254	5,575,527,582	244
Others	4,254,887,483	245,481,306,360	2,872
Total	16,828,280,009	360,918,868,536	9,570



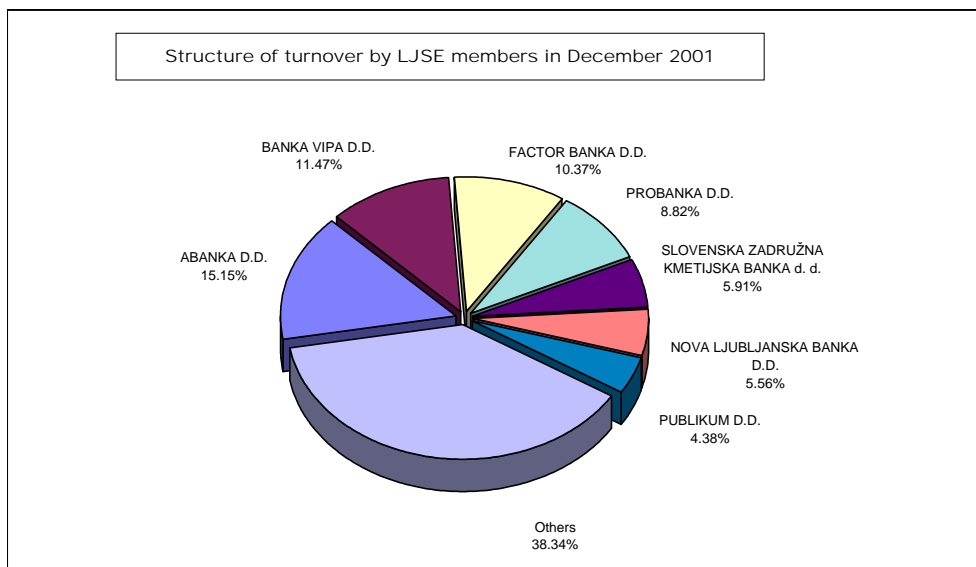
MOST TRADED AUTHORISED INVESTMENT FUNDS

Issue	Turnover (in SIT) - order book trades only	Market capitalisation as of 31 December 2001 (in SIT)	Number of bargains - order book trades only
TRIGLAV STEBER 1	2,281,988,849	17,099,697,272	10,312
INFOND ZLAT	2,217,531,062	18,203,628,528	13,037
NFD 1	2,048,095,197	17,318,585,355	12,749
NFD 2	1,907,053,466	11,323,013,549	21,413
ZVON ENA	1,591,618,589	10,523,304,437	8,234
Others	14,305,420,287	87,899,707,423	95,254
Total	24,351,707,450	162,367,936,564	160,999



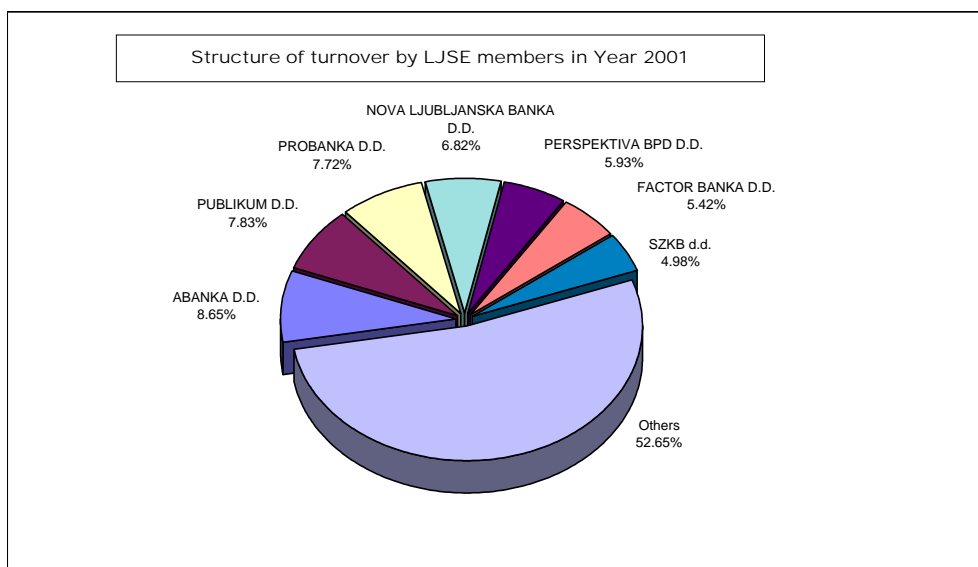
C7) TURNOVER BY LJSE MEMBERS IN DECEMBER 2001

	Member	Official market (in SIT)	Free market (in SIT)	Total (in SIT)	Share in turnover
1	ABANKA D.D.	11,124,917,174	2,994,014,314	14,118,931,488	15.15%
2	BANKA VIPA D.D.	8,552,139,780	2,133,180,826	10,685,320,606	11.47%
3	FACTOR BANKA D.D.	7,135,314,685	2,526,615,739	9,661,930,424	10.37%
4	PROBANKA D.D.	3,730,050,433	4,486,332,696	8,216,383,128	8.82%
5	SLOVENSKA ZADRUŽNA KMETIJSKA BANKA	3,407,063,899	2,097,021,290	5,504,085,189	5.91%
6	NOVA LJUBLJANSKA BANKA D.D.	4,198,355,172	982,515,716	5,180,870,888	5.56%
7	PUBLIKUM D.D.	3,429,062,589	654,574,505	4,083,637,094	4.38%
8	MARIBORSKA BPH D.O.O.	2,977,503,671	1,045,360,543	4,022,864,214	4.32%
9	ILIRIKA BPH D.D.	1,636,597,203	1,984,247,907	3,620,845,110	3.89%
10	PERSPEKTIVA BPD D.D.	2,634,341,918	734,039,163	3,368,381,082	3.62%
11	KREKOVA BANKA d.d.	1,748,377,345	1,020,414,079	2,768,791,424	2.97%
12	COGITO BIS B.H. D.O.O.	2,457,286,507	276,500,769	2,733,787,276	2.93%
13	MEDVEŠEK PUŠNIK, D.D., LJUBLJANA	1,966,400,902	633,123,226	2,599,524,129	2.79%
14	POTEZA D.D.	1,399,598,167	842,891,772	2,242,489,939	2.41%
15	AC - BORZNO POSREDNIŠKA HIŠA D.D.	872,354,274	936,648,949	1,809,003,223	1.94%
16	BANK AUSTRIA CREDITANSTALT D.D.	1,164,007,871	339,121,914	1,503,129,786	1.61%
17	PFC INTERFIN, d.o.o., Koper	951,522,300	452,359,544	1,403,881,844	1.51%
18	SKB BANKA D.D.	1,247,839,989	77,504,721	1,325,344,710	1.42%
19	CERTIUS BPH D.O.O.	489,892,990	655,512,516	1,145,405,506	1.23%
20	ARGONOS BPH D.O.O.	418,670,374	697,873,617	1,116,543,991	1.20%
21	B P H D.O.O.	509,091,161	490,663,582	999,754,743	1.07%
22	PM&A BPD D.D.	515,975,206	338,838,605	854,813,812	0.92%
23	GBD Gorenjska borzno posredniška družba	418,056,666	433,176,732	851,233,398	0.91%
24	MOJA DELNICA BPH D.D.	348,060,340	285,222,314	633,282,654	0.68%
25	DOLENJSKA BPD D.O.O.	455,132,509	137,696,694	592,829,203	0.64%
26	eBROKERS, d.d.	155,939,571	402,244,174	558,183,745	0.60%
27	CELJSKA BPH D.O.O.	341,793,596	149,416,397	491,209,993	0.53%
28	BROD NA MURI BPH D.O.O.	230,054,696	148,453,692	378,508,388	0.41%
29	IT MODRA HIŠA D.O.O.	145,803,983	124,627,206	270,431,189	0.29%
30	BANKA KOPER D.D.	154,109,902	83,721,846	237,831,748	0.26%
31	VERITAS BH D.O.O.	23,039,170	115,074,155	138,113,326	0.15%
32	GORENJSKA BANKA D.D.	26,918,489	24,842,581	51,761,070	0.06%
	Others	64,865,272,534	28,303,831,785	93,169,104,320	100.00%



C8) TURNOVER BY LJSE MEMBERS IN YEAR 2001

	Member	Official market (in SIT)	Free market (in SIT)	Total (in SIT)	Share in turnover
1	ABANKA D.D.	44,978,522,289	15,350,816,527	60,329,338,816	8.65%
2	PUBLIKUM D.D.	48,010,591,507	6,584,525,580	54,595,117,087	7.83%
3	PROBANKA D.D.	27,829,251,002	26,017,395,973	53,846,646,975	7.72%
4	NOVA LJUBLJANSKA BANKA D.D.	32,344,232,423	15,216,410,903	47,560,643,326	6.82%
5	PERSPEKTIVA BPD D.D.	36,752,422,595	4,615,732,258	41,368,154,853	5.93%
6	FACTOR BANKA D.D.	21,777,836,244	15,985,562,419	37,763,398,663	5.42%
7	SZKB d.d.	18,758,724,479	15,968,806,282	34,727,530,761	4.98%
8	ILIRIKA BPH D.D.	19,146,846,262	10,591,288,164	29,738,134,426	4.26%
9	POTEZA D.D.	18,803,639,366	9,281,155,062	28,084,794,428	4.03%
10	COGITO BIS B.H. D.O.O.	22,721,257,742	5,118,435,949	27,839,693,691	3.99%
11	MARIBORSKA BPH D.O.O.	16,548,523,011	11,133,206,134	27,681,729,145	3.97%
12	PM&A BPD D.D.	15,659,179,241	9,760,659,208	25,419,838,449	3.65%
13	BANKA VIPA D.D.	16,493,204,129	5,788,552,032	22,281,756,161	3.20%
14	KREKOVA BANKA d.d.	7,793,850,111	10,641,325,585	18,435,175,696	2.64%
15	SKB BANKA D.D.	14,182,021,867	2,139,322,120	16,321,343,987	2.34%
16	MEDVEŠEK PUŠNIK, D.D., LJUBLJANA	10,699,222,593	5,355,985,559	16,055,208,152	2.30%
17	GBD Gorenjska borzno posredniška družba	10,320,683,344	5,019,961,545	15,340,644,889	2.20%
18	BANK AUSTRIA CREDITANSTALT D.D.	8,636,471,843	6,346,215,996	14,982,687,839	2.15%
19	IT MODRA HIŠA D.O.O.	12,660,900,490	1,838,304,243	14,499,204,733	2.08%
20	BANKA KOPER D.D.	12,884,205,415	954,028,588	13,838,234,003	1.98%
21	AC - BORZNO POSREDNIŠKA HIŠA D.D.	6,639,156,346	6,488,317,023	13,127,473,369	1.88%
22	B P H D.O.O.	5,540,651,649	5,972,091,154	11,512,742,803	1.65%
23	DOLENJSKA BPD D.O.O.	8,418,928,779	2,907,020,906	11,325,949,685	1.62%
24	PFC INTERFIN, d.o.o., Koper	8,178,516,810	2,851,619,495	11,030,136,305	1.58%
25	eBROKERS, d.d.	3,376,197,144	6,852,870,240	10,229,067,384	1.47%
26	CERTIUS BPH D.O.O.	2,759,170,143	6,117,349,484	8,876,519,627	1.27%
27	ARGONOS BPH D.O.O.	4,449,799,433	4,393,171,914	8,842,971,347	1.27%
28	MOJA DELNICA BPH D.D.	3,488,703,072	3,707,600,082	7,196,303,154	1.03%
29	CELJSKA BPH D.O.O.	3,314,358,387	2,522,841,194	5,837,199,581	0.84%
30	BROD NA MURI BPH D.O.O.	1,859,976,263	2,874,348,722	4,734,324,985	0.68%
31	VERITAS BH D.O.O.	489,819,191	1,556,615,565	2,046,434,756	0.29%
32	GORENJSKA BANKA D.D.	729,227,273	431,000,015	1,160,227,288	0.17%
33	BONA FIDE BPH D.D.	352,381,717	306,134,290	658,516,007	0.09%
	Others	466,598,472,160	230,688,670,211	697,287,142,371	99.91%



C9) TURNOVER IN YEARS 2000 AND 2001

MONTHLY TURNOVER ON OFFICIAL MARKET

Year 2000	Number of trading days	Turnover (in SIT)			Number of bargains	
		per month	average per day	average per bargain	per month	average per day
January	20	11,554,378,176	577,718,909	1,561,613	7,399	370
February	20	10,951,114,275	547,555,714	1,256,006	8,719	436
March	23	15,372,135,198	668,353,704	1,671,248	9,198	400
April	18	9,680,572,547	537,809,586	1,516,380	6,384	359
May	21	7,441,426,783	354,353,656	1,064,125	6,993	333
June	22	13,757,152,486	625,325,113	2,136,204	6,440	293
July	21	11,220,647,580	534,316,551	1,628,305	6,891	328
August	22	5,425,317,256	246,605,330	779,164	6,963	317
September	21	7,239,713,602	344,748,267	1,049,842	6,896	328
October	21	10,433,181,511	496,818,167	1,344,829	7,758	369
November	21	12,273,478,491	584,451,357	1,300,157	9,440	450
December	19	30,831,713,449	1,622,721,760	3,262,960	9,449	497
TOTAL	249	146,180,831,354	7,140,778,114	18,570,833	92,530	4,475
AVERAGE 2000	20.75	12,181,735,946	587,071,612	1,579,821	7,711	372
YEAR 2001						
January	21	19,859,854,808	945,707,372	2,028,793	9,789	466
February	19	12,525,024,737	659,211,828	1,725,923	7,257	382
March	22	10,801,883,219	490,994,692	1,467,049	7,363	335
April	19	11,622,847,951	611,728,840	1,906,635	6,096	321
May	21	17,542,247,620	835,345,125	2,499,252	7,019	334
June	20	17,166,334,022	858,316,701	2,281,544	7,524	376
July	22	24,675,174,458	1,121,598,839	2,788,786	8,848	402
August	22	12,900,872,510	586,403,296	1,434,227	8,995	409
September	20	23,082,322,152	1,154,116,108	2,045,217	11,286	564
October	22	22,564,375,151	1,025,653,416	2,247,448	10,040	456
November	21	28,125,663,189	1,339,317,295	2,966,216	9,482	452
December	18	32,432,636,267	1,801,813,126	3,064,598	10,583	588
TOTAL	247	233,299,236,084	11,430,206,636	26,455,687	104,282	5,085
AVERAGE 2001	20.58	19,441,603,007	944,531,320	2,237,196	8,690	422

MONTHLY TURNOVER ON FREE MARKET *

Year 2000	Number of trading days	Turnover (in SIT)			Number of bargains	
		per month	average per day	average per bargain	per month	average per day
January	20	9,207,536,593	460,376,830	287,296	32,049	1,602
February	20	10,801,688,037	540,084,402	318,333	33,932	1,697
March	23	12,649,126,420	549,962,018	316,537	39,961	1,737
April	18	7,094,949,034	394,163,835	287,105	24,712	1,373
May	21	7,725,650,715	367,888,129	316,885	24,380	1,161
June	22	9,635,875,956	437,994,362	405,482	23,764	1,080
July	21	6,334,035,275	301,620,727	315,896	20,051	955
August	22	5,464,015,619	248,364,346	266,837	20,477	931
September	21	11,726,413,416	558,400,639	565,619	20,732	987
October	21	9,207,081,007	438,432,429	454,401	20,262	965
November	21	11,298,696,692	538,033,176	496,036	22,778	1,085
December	19	22,291,204,480	1,173,221,288	1,062,802	20,974	1,104
TOTAL	249	123,436,273,244	6,008,542,182	5,093,229	304,072	14,677
AVERAGE 2000	20.75	10,286,356,104	495,728,005	405,944	25,339	1,221
YEAR 2001						
January	21	13,407,910,913	638,471,948	783,997	17,102	814
February	19	6,211,656,272	326,929,277	261,841	23,723	1,249
March	22	7,241,224,971	329,146,590	293,131	24,703	1,123
April	19	5,890,406,532	310,021,396	333,130	17,682	931
May	21	8,571,753,552	408,178,741	504,636	16,986	809
June	20	14,650,016,959	732,500,848	1,097,626	13,347	667
July	22	6,131,352,699	278,697,850	395,546	15,501	705
August	22	5,866,333,197	266,651,509	335,737	17,473	794
September	20	12,785,330,977	639,266,549	730,340	17,506	875
October	22	8,332,570,331	378,753,197	481,874	17,292	786
November	21	12,103,862,821	576,374,420	649,837	18,626	887
December	18	14,151,915,892	786,217,550	888,158	15,934	885
TOTAL	247	115,344,335,116	5,671,209,874	6,755,854	215,875	10,525
AVERAGE 2001	20.58	9,612,027,926	466,981,114	534,311	17,990	874

* Includes the turnover of shares, bonds, inv.funds, short-term securities and pension coupons.

TURNOVER BY SECURITIES ON ALL MARKETS OF LJUBLJANA STOCK EXCHANGE IN YEARS 1998 - 2001

Total turnover and number of bargains

Year	Number of trading days	Turnover (in SIT)			Number of bargains	
		per year	average per day	average per bargain	per year	average per day
2001	247	348,643,571,200	1,411,512,434	1,088,977	320,157	1,296
2000	249	269,617,104,598	1,082,799,617	679,818	396,602	1,593
1999	254	265,671,058,734	1,045,949,050	594,292	447,038	1,760
1998	252	173,374,959,032	687,995,869	729,680	237,604	943

Average turnover and number of bargains

Year	Turnover (in SIT)			Number of bargains	
	per month	per day	per bargain	per month	per day
2001	29,053,630,933	1,411,512,434	1,088,977	26,680	1,296
2000	22,468,092,050	1,082,799,617	679,818	33,050	1,593
1999	22,139,254,895	1,045,949,050	594,292	37,253	1,760
1998	14,447,913,253	687,995,869	729,680	19,800	943

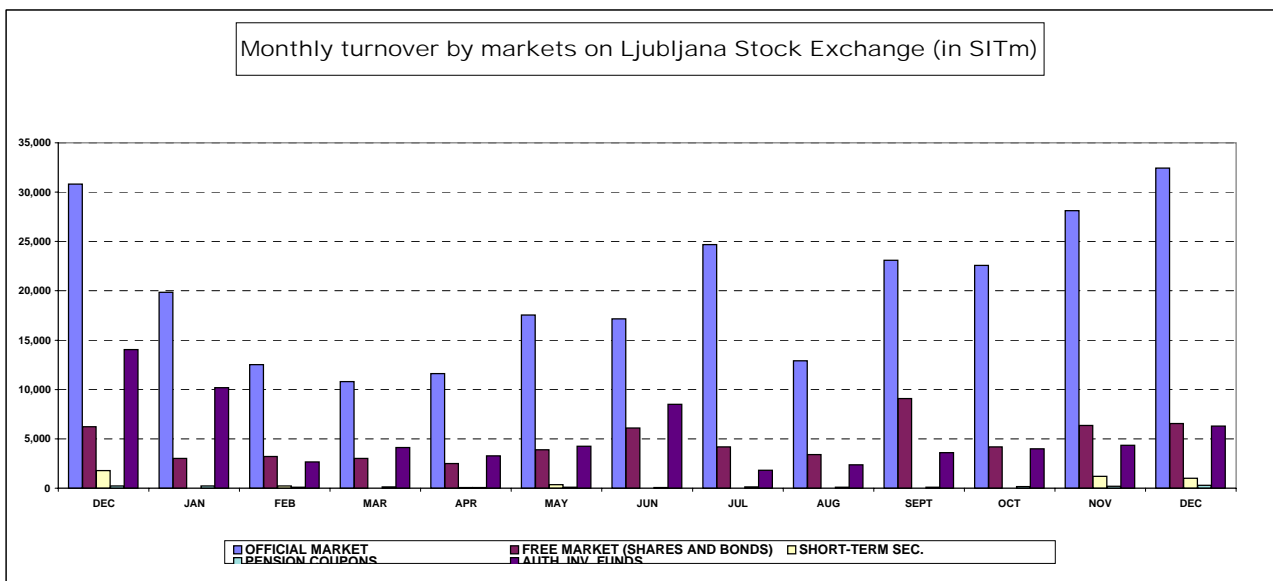
STRUCTURE OF TURNOVER

MONTHLY TURNOVER BY MARKETS ON LJUBLJANA STOCK EXCHANGE (in SIT)

YEAR 2000	OFFICIAL MARKET	FREE MARKET (SHARES AND BONDS)	SHORT-TERM SEC.	PENSION COUPONS	AUTHORISED INV. FUNDS	TOTAL
December	30,831,713,449	6,222,692,354	1,778,958,714	239,808,253	14,049,745,159	53,122,917,929
YEAR 2001						
January	19,859,854,808	3,000,827,600	0	228,681,921	10,178,401,392	33,267,765,721
February	12,525,024,737	3,206,020,353	241,267,912	103,530,741	2,660,837,266	18,736,681,009
March	10,801,883,219	3,012,466,600	0	116,114,180	4,112,644,192	18,043,108,191
April	11,622,847,948	2,496,461,297	49,625,000	55,701,329	3,288,618,901	17,513,254,475
May	17,542,247,617	3,886,750,028	349,983,000	100,605,853	4,234,414,665	26,114,001,163
June	17,166,334,022	6,090,600,891	0	57,843,995	8,501,572,073	31,816,350,981
July	24,675,174,458	4,180,182,541	0	144,759,666	1,806,410,492	30,806,527,157
August	12,900,872,510	3,418,962,967	0	81,180,038	2,366,190,192	18,767,205,707
September	23,082,322,152	9,074,891,442	5,226,900	88,671,856	3,616,540,779	35,867,653,129
October	22,564,375,151	4,170,491,080	0	177,349,000	3,984,730,251	30,896,945,482
November	28,125,663,189	6,354,583,073	1,186,377,900	205,917,427	4,356,984,421	40,229,526,010
December	32,432,636,267	6,567,949,629	997,578,500	291,528,880	6,294,858,883	46,584,552,159
TOTAL 2001	233,299,236,078	55,460,187,501	2,830,059,212	1,651,884,886	55,402,203,507	348,643,571,184

MONTHLY TURNOVER BY SECURITIES ON LJUBLJANA STOCK EXCHANGE (in SIT)

YEAR 2000	SHARES	BONDS	SHORT-TERM SEC.	PENSION COUPONS	AUTHORISED INV. FUNDS	TOTAL
December	28,094,668,287	8,959,737,516	1,778,958,714	239,808,253	14,049,745,159	53,122,917,929
YEAR 2001						
January	19,144,723,509	3,715,958,898	0	228,681,921	10,178,401,392	33,267,765,720
February	10,101,522,961	5,629,522,129	241,267,912	103,530,741	2,660,837,266	18,736,681,009
March	10,517,637,139	3,296,712,680	0	116,114,180	4,112,644,192	18,043,108,191
April	10,034,783,459	4,084,525,785	49,625,000	55,701,329	3,288,618,902	17,513,254,475
May	17,834,968,827	3,594,028,819	349,983,000	100,605,853	4,234,414,665	26,114,001,164
June	20,351,552,526	2,905,382,387	0	57,843,995	8,501,572,073	31,816,350,981
July	24,652,522,010	4,202,834,989	0	144,759,666	1,806,410,492	30,806,527,157
August	13,199,051,688	3,120,783,789	0	81,180,038	2,366,190,192	18,767,205,707
September	30,065,871,531	2,091,342,063	5,226,900	88,671,856	3,616,540,779	35,867,653,129
October	22,465,252,348	4,269,613,883	0	177,349,000	3,984,730,251	30,896,945,482
November	30,142,626,414	4,337,619,848	1,186,377,900	205,917,427	4,356,984,421	40,229,526,010
December	28,629,204,237	10,371,381,659	997,578,500	291,528,880	6,294,858,883	46,584,552,159
TOTAL 2001	237,139,716,649	51,619,706,929	2,830,059,212	1,651,884,886	55,402,203,508	348,643,571,184



D) MARKET CAPITALISATION

MARKET CAPITALISATION - OFFICIAL MARKET (in SIT)

	31 Dec 1999	31 Dec 2000	30 Nov 2001	31 Dec 2001	Index 31 Dec 2001 / 30 Nov 2001	Index 31 Dec 2001 / 31 Dec 2000	Index 31 Dec 2000 / 31 Dec 1999	Share
SHARES	432,709,897,172	579,446,081,627	680,938,938,257	697,253,506,985	102	120	134	70.77%
Banks	21,791,630,586	44,303,719,033	71,192,159,313	79,442,339,672	112	179	203	11.39%
Companies	410,918,266,585	535,142,362,594	609,746,778,944	617,811,167,313	101	115	130	88.61%
BONDS	203,140,380,325	228,563,080,455	277,421,113,490	288,037,807,017	104	126	113	29.23%
State	169,479,740,139	178,553,607,502	220,085,541,727	228,546,965,439	104	128	105	79.35%
Banks	24,385,009,896	41,519,859,874	48,927,133,057	51,348,800,666	105	124	170	17.83%
Companies	9,275,630,289	8,489,613,080	8,408,438,706	8,142,040,911	97	96	92	2.83%
TOTAL	635,850,277,496	808,009,162,082	958,360,051,746	985,291,314,002	103	122	127	100.00%

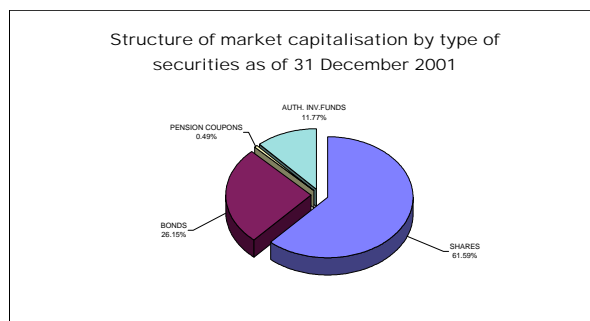
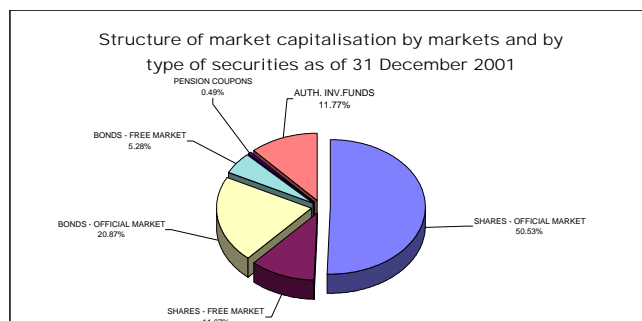
MARKET CAPITALISATION - FREE MARKET (in SIT)

	31 Dec 1999	31 Dec 2000	30 Nov 2001	31 Dec 2001	Index 31 Dec 2001 / 30 Nov 2001	Index 31 Dec 2001 / 31 Dec 2000	Index 31 Dec 2000 / 31 Dec 1999	Share
SHARES	133,751,561,619	125,646,427,438	154,758,518,664	152,735,137,497	99	122	94	38.70%
Banks	1,517,700,000	1,517,700,000	1,517,700,000	1,517,700,000	100	100	100	0.99%
Companies	132,233,861,619	124,128,727,438	153,240,818,664	151,217,437,497	99	122	94	99.01%
BONDS	17,918,184,572	26,451,580,268	73,549,982,980	72,881,061,519	99	276	148	18.47%
State	14,081,452,000	16,931,718,340	63,219,822,267	62,524,585,291	99	369	120	85.79%
Communities	644,600,909	278,830,764	22,718,439	22,786,828	100	8	43	0.03%
Banks	1,567,133,543	3,938,873,757	4,847,058,055	4,856,624,595	100	123	251	6.66%
Companies	1,624,998,120	5,302,157,407	5,460,384,219	5,477,064,804	100	103	326	7.52%
PENSION COUPONS	7,109,069,678	6,703,101,561	6,325,207,944	6,693,138,166	106	100	94	1.70%
INVESTMENT FUNDS	125,358,668,829	171,621,207,464	160,794,666,228	162,367,936,564	101	95	137	41.14%
TOTAL *	284,137,484,698	330,422,316,731	395,428,375,816	394,677,273,745	100	119	116	100.00%
TOTAL SHARES	566,461,458,790	705,092,509,065	835,697,456,921	849,988,644,482	102	121	124	61.59%
TOTAL BONDS	221,058,564,896	255,014,660,724	350,971,096,470	360,918,868,536	103	142	115	26.15%
PENSION COUPONS	7,109,069,678	6,703,101,561	6,325,207,944	6,693,138,166	106	100	94	0.49%
INVESTMENT FUNDS	125,358,668,829	171,621,207,464	160,794,666,228	162,367,936,564	101	95	137	11.77%
TOTAL CAPITALISATION ON LJSE *	919,987,762,194	1,138,431,478,813	1,353,788,427,562	1,379,968,587,748	102	121	124	100.00%

* Investment funds are included in market capitalisation

EXCHANGE RATES

IDEM=100,8889 SIT as of 31 Dec 1999	IDEM=108,1070 SIT as of 29 Dec 2000	IDEM=112,8460 SIT as of 30 Nov 2001	IDEM=113,2049 SIT as of 31 Dec 2001
USD=196,7705 SIT as of 31 Dec 1999	USD=227,7701 SIT as of 29 Dec 2000	USD=248,0418 SIT as of 30 Nov 2001	USD=250,0468 SIT as of 31 Dec 2001
EUR=197,3215 SIT as of 31 Dec 1999	EUR=211,4390 SIT as of 29 Dec 2000	EUR=220,7076 SIT as of 30 Nov 2001	EUR=221,4095 SIT as of 31 Dec 2001



D1) MARKET CAPITALISATION OF SHARES - OFFICIAL MARKET AS OF 31 DECEMBER 2001

Issue	Number of shares traded	Number of issued shares	Share of traded shares	Price as of 28 Dec 2001	Market capitalisation as of 31 Dec 2001 (in SIT)	Market capitalisation as of 31 Dec 2001 (in DEM)	Market capitalisation as of 31 Dec 2001 (in EUR)	Market capitalisation as of 31 Dec 2001 (in USD)
Common shares	-	-	-	-	687,960,816,985	6,077,129,320	3,107,187,438	2,741,471,732
1 Krka	3,542,612	3,542,612	100.00%	28,712 SIT	101,713,916,995	898,493,943	459,392,741	405,322,253
2 Lek	1,790,623	1,792,782	99.88%	44,004 SIT	78,794,592,398	696,035,175	355,877,198	313,990,481
3 Mercator	3,208,504	3,208,504	100.00%	16,199 SIT	51,975,839,698	459,130,653	234,749,817	207,119,783
4 Banka Koper	531,359	531,359	100.00%	94,930 SIT	50,441,676,072	445,578,558	227,820,740	201,006,257
5 Petrol	2,086,301	2,086,301	100.00%	23,147 SIT	48,291,442,343	426,584,382	218,109,170	192,437,739
6 Pivovarna Union	451,114	451,114	100.00%	87,002 SIT	39,247,666,849	346,695,831	177,262,795	156,398,979
7 Pivovarna Laško	6,363,405	6,363,405	100.00%	5,385 SIT	34,264,263,295	302,674,737	154,755,163	136,540,493
8 Sava	1,720,987	1,720,987	100.00%	16,571 SIT	28,519,060,713	251,924,260	128,806,852	113,646,296
9 Intereuropa	7,210,700	7,210,700	100.00%	3,949 SIT	28,473,035,304	251,517,693	128,598,977	113,462,888
10 Gorenje	12,200,000	12,200,000	100.00%	2,221 SIT	27,098,762,000	239,377,995	122,392,047	107,986,513
11 Istrabenz	5,180,000	5,180,000	100.00%	4,914 SIT	25,456,384,800	224,869,991	114,974,221	101,441,765
12 SKB banka	12,649,200	12,649,200	100.00%	2,008 SIT	25,399,593,600	224,368,323	114,717,723	101,215,456
13 Luka	7,140,000	7,140,000	100.00%	3,246 SIT	23,175,797,400	204,724,331	104,673,907	92,353,797
14 Merkur	912,585	912,585	100.00%	15,352 SIT	14,009,621,634	123,754,552	63,274,709	55,827,281
15 BTC	725,828	725,828	100.00%	16,500 SIT	11,976,162,000	105,791,905	54,090,552	47,724,098
16 Droga	282,768	282,768	100.00%	42,028 SIT	11,884,111,295	104,978,771	53,674,803	47,357,283
17 Kolinska	3,166,992	3,169,525	99.92%	3,200 SIT	10,133,614,322	89,515,686	45,768,652	40,381,685
18 Delo Ljubljana	667,464	667,464	100.00%	13,694 SIT	9,140,412,207	80,742,196	41,282,837	36,423,850
19 Terme Čatež	449,981	449,981	100.00%	17,010 SIT	7,653,951,820	67,611,489	34,569,211	30,500,418
20 Etol	274,576	274,576	100.00%	27,499 SIT	7,550,535,221	66,697,954	34,102,129	30,088,311
21 Aerodrom	1,936,229	1,936,229	100.00%	3,401 SIT	6,585,114,829	58,169,875	29,741,790	26,241,184
22 Žito	337,446	348,765	96.75%	16,832 SIT	5,679,934,940	50,173,932	25,653,529	22,634,110
23 Salus	124,970	125,000	99.98%	44,750 SIT	5,592,407,500	49,400,755	25,258,209	22,285,320
24 Kompas MTS	3,526,714	3,526,714	100.00%	1,407 SIT	4,962,157,132	43,833,413	22,411,672	19,773,820
25 Radenska	5,061,856	5,061,856	100.00%	951 SIT	4,814,584,334	42,529,823	21,745,157	19,185,754
26 Zdravilišče Moravske Toplice	2,861,843	2,861,843	100.00%	1,387 SIT	3,969,004,201	35,060,357	17,926,079	15,816,181
27 Milinotest	2,389,177	2,389,177	100.00%	1,600 SIT	3,822,683,200	33,767,825	17,265,218	15,233,103
28 Emona Obala	1,741,456	1,741,456	100.00%	2,139 SIT	3,725,705,796	32,911,171	16,827,217	14,846,655
29 Živila	319,997	319,997	100.00%	11,561 SIT	3,699,507,717	32,679,749	16,708,893	14,742,258
30 Delo Prodaja	593,549	593,549	100.00%	5,689 SIT	3,376,557,809	29,826,958	15,250,284	13,455,327
31 Comet	1,700,688	1,700,688	100.00%	1,950 SIT	3,316,341,600	29,295,036	14,978,317	13,215,370
32 Koloniale	650,516	650,516	100.00%	1,720 SIT	1,118,841,984	9,883,335	5,053,270	4,458,501
33 GPG	199,411	199,411	100.00%	4,300 SIT	857,467,300	7,574,472	3,872,767	3,416,942
34 Tehnunion	84,005	84,005	100.00%	9,046 SIT	759,909,230	6,712,688	3,432,144	3,028,181
35 Geodetski zavod Slovenije	379,820	379,820	100.00%	1,013 SIT	384,795,642	3,399,108	1,737,936	1,533,381
36 Nika	186,695	186,695	100.00%	511 SIT	95,363,806	842,400	430,712	380,018
Preferred shares	-	-	-	-	9,292,690,000	82,087,348	41,970,602	37,030,666
1 Lek	138,820	140,394	98.88%	41,000 SIT	5,691,620,000	50,277,152	25,706,304	22,680,674
2 Probanka	400,000	400,000	100.00%	5,122 SIT	2,048,820,000	18,098,333	9,253,532	8,164,392
3 Banka Vipava	17,500	17,500	100.00%	88,700 SIT	1,552,250,000	13,711,862	7,010,765	6,185,599
TOTAL SHARES	-	-	-	-	697,253,506,985	6,159,216,668	3,149,158,040	2,778,502,398

EXCHANGE RATES		
1 DEM =	113.2049 SIT as of 31 Dec 2001	
1 USD =	250.9458 SIT as of 31 Dec 2001	
1 EUR =	221.4095 SIT as of 31 Dec 2001	

MARKET CAPITALISATION OF SHARES - FREE MARKET AS OF 31 DECEMBER 2001

Issue	Number of shares traded	Number of issued shares	Share of traded shares	Price as of 28 Dec 2001	Market capitalisation as of 31 Dec 2001 (in SIT)	Market capitalisation as of 31 Dec 2001 (in DEM)	Market capitalisation as of 31 Dec 2001 (in EUR)	Market capitalisation as of 31 Dec 2001 (in USD)
Common shares	-	-	-	-	150,594,187,352	1,330,279,761	680,161,363	600,106,427
1 CINKARNA	812,477	814,626	99.74%	14,260 SIT	11,586,019,517	102,345,566	52,328,466	46,169,410
2 HELIOS	219,861	219,861	100.00%	40,000 SIT	8,794,440,000	77,686,037	39,720,247	35,045,177
3 KMEČKA DRUŽBA HOLDING	924,969	924,969	100.00%	8,386 SIT	7,756,642,039	68,518,607	35,033,014	30,909,631
4 BELINKA HOLDING	2,702,532	2,702,532	100.00%	2,460 SIT	6,648,309,796	58,728,110	30,027,211	26,493,011
5 VALKARTON	852,097	852,156	99.99%	5,915 SIT	5,039,991,857	44,520,969	22,763,214	20,083,986
6 DZS	1,429,368	1,686,384	84.76%	3,500 SIT	5,002,788,000	44,192,327	22,595,182	19,935,731
7 CEMENTARNA TRBOVLJE	176,600	176,600	100.00%	26,216 SIT	4,629,678,492	40,896,450	20,910,026	18,448,918
8 MARINA PORTOROŽ	313,932	313,932	100.00%	14,000 SIT	4,395,048,000	38,823,832	19,850,314	17,513,933
9 GRAND HOTEL UNION	1,814,613	1,814,613	100.00%	2,302 SIT	4,177,239,126	36,899,808	18,866,576	16,645,981
10 HOTELI PALACE	2,346,102	2,346,102	100.00%	1,739 SIT	4,080,551,748	36,045,717	18,429,886	16,260,690
11 JUTEKS	641,432	641,432	100.00%	5,952 SIT	3,817,598,006	33,722,904	17,242,250	15,212,839
12 FRUCTAL	2,504,151	2,505,613	99.94%	1,460 SIT	3,655,384,339	32,289,983	16,509,609	14,566,430
13 CETIS	200,000	220,642	90.64%	16,702 SIT	3,340,390,000	29,507,468	15,086,932	13,311,201
14 TOSAMA	295,670	295,670	100.00%	9,800 SIT	2,897,566,000	25,595,765	13,086,909	11,546,581
15 NAMA	2,861,310	2,861,310	100.00%	1,000 SIT	2,862,168,393	25,283,079	12,927,035	11,405,524
16 JATA-MESO	119,602	119,602	100.00%	22,530 SIT	2,694,679,705	23,803,561	12,170,569	10,738,094
17 AKTIVA AVANT	4,814,478	4,814,478	100.00%	520 SIT	2,505,406,206	22,131,606	11,315,712	9,983,854
18 MEDALJON	1,734,000	1,734,000	100.00%	1,284 SIT	2,226,456,000	19,667,488	10,055,829	8,872,258
19 GORENJSKI TISK	960,176	1,070,328	89.71%	2,300 SIT	2,208,404,800	19,508,032	9,974,300	8,800,326
20 LIV POSTOJNA	161,600	161,600	100.00%	12,750 SIT	2,060,338,592	18,200,083	9,305,556	8,210,293
21 TUB SWATY	288,940	288,940	100.00%	7,000 SIT	2,022,580,000	17,866,541	9,135,019	8,059,828
22 SLOVENIJALES	303,777	304,004	99.93%	6,200 SIT	1,883,417,400	16,637,243	8,506,489	7,505,276
23 MITOL	770,509	770,509	100.00%	2,270 SIT	1,749,055,430	15,450,351	7,899,640	6,969,853
24 KMETIJSKI KOMBINAT PTUJ	2,531,109	2,531,109	100.00%	683 SIT	1,728,215,914	15,266,264	7,805,518	6,886,809
25 SATURNUS AVTOOPREMA	483,061	647,122	74.65%	3,501 SIT	1,691,104,779	14,938,442	7,637,905	6,738,924
26 COLOR	803,701	950,391	84.57%	1,976 SIT	1,587,815,807	14,026,034	7,171,399	6,327,326
27 LIP BLEED	2,155,899	2,155,899	100.00%	701 SIT	1,511,500,789	13,351,903	6,826,721	6,023,216
28 MESNA INDUSTRIJA PRIMORSKE	1,478,742	1,478,742	100.00%	1,000 SIT	1,478,742,000	13,062,526	6,678,765	5,892,675
29 PINUS RAČE	148,203	148,203	100.00%	9,802 SIT	1,452,685,806	12,832,358	6,561,082	5,788,843
30 INTERTRADE ITA	69,531	69,531	100.00%	20,000 SIT	1,390,620,000	12,284,097	6,280,760	5,541,515
31 PLAMA - PUR	686,798	686,798	100.00%	1,999 SIT	1,373,135,845	12,129,650	6,201,793	5,471,842
32 KOVINOTEHNA	4,124,504	4,124,504	100.00%	320 SIT	1,319,717,545	11,657,778	5,960,528	5,258,974
33 KS1 - NALOŽBE	4,178,783	4,178,783	100.00%	302 SIT	1,262,410,344	11,151,552	5,701,699	5,030,610
34 INTERTRADE ITS	1,260,000	1,260,000	100.00%	1,000 SIT	1,260,126,000	11,131,373	5,691,382	5,021,507
35 RUDIS	516,996	599,143	86.29%	2,403 SIT	1,242,377,578	10,974,592	5,611,221	4,950,781
36 KOMPAS HOTELI KG	162,700	162,700	100.00%	7,490 SIT	1,218,623,000	10,764,755	5,503,933	4,856,120
37 HIPOTEKARNA BANKA	300,000	300,000	100.00%	3,999 SIT	1,199,700,000	10,597,598	5,418,467	4,780,714
38 TOPLICE DOBRNA	682,010	692,542	98.48%	1,752 SIT	1,194,813,319	10,554,431	5,396,396	4,761,241
39 JADRAN	226,334	226,334	100.00%	5,100 SIT	1,154,303,400	10,196,585	5,213,432	4,599,812
40 POM-INVEST	2,241,983	2,241,983	100.00%	509 SIT	1,140,407,073	10,073,831	5,150,669	4,544,436
41 CERTIUS HOLDING	1,875,377	1,875,377	100.00%	550 SIT	1,031,457,350	9,111,420	4,658,596	4,110,279
42 KD GROUP	99,176	99,176	100.00%	10,111 SIT	1,002,768,536	8,857,996	4,529,022	3,995,957
43 GEA TOVARNA OLJA	660,348	846,600	78.00%	1,499 SIT	989,861,652	8,743,982	4,470,728	3,944,524
44 JATA-REJA	84,474	93,859	90.00%	11,705 SIT	988,768,170	8,734,323	4,465,789	3,940,166
45 SATURNUS EMBALAŽA	84,064	85,929	97.83%	11,127 SIT	935,388,534	8,262,792	4,224,699	3,727,452
46 EMONA KRMILA	26,860	26,860	100.00%	33,000 SIT	886,380,000	7,829,873	4,003,351	3,532,157
47 CM CELJE	64,357	64,357	100.00%	13,504 SIT	869,076,928	7,677,026	3,925,202	3,463,206
48 VELETRGOVINA POTROŠNIK	777,581	976,249	79.65%	1,075 SIT	835,899,575	7,383,952	3,775,356	3,330,996
49 KEMA PUCONCI	217,346	217,346	100.00%	3,799 SIT	825,697,454	7,293,831	3,729,277	3,290,342
50 KMEČKA DZU	20,000	20,000	100.00%	40,000 SIT	800,000,000	7,066,832	3,613,214	3,187,939
51 POTROŠNIK	614,973	730,495	84.19%	1,280 SIT	787,165,440	6,953,457	3,555,247	3,136,795
52 MERCATA HOLDING	2,898,918	2,898,917	100.00%	271 SIT	785,606,778	6,939,689	3,548,207	3,130,583
53 GORIŠKE OPEKARNE	392,725	523,634	75.00%	2,000 SIT	785,450,000	6,938,304	3,547,499	3,129,959
54 TOV. SLADKORJA ORMOŽ	497,163	497,163	100.00%	1,450 SIT	720,886,350	6,367,978	3,255,896	2,872,677
55 JAVOR PIVKA	1,194,700	1,194,700	100.00%	601 SIT	718,014,700	6,342,611	3,242,926	2,861,234
56 MELAMIN	466,489	466,489	100.00%	1,527 SIT	712,426,666	6,293,249	3,217,688	2,838,966
57 AVTO CELJE	418,077	418,077	100.00%	1,700 SIT	710,730,900	6,278,270	3,210,029	2,832,209
58 RTC KRVAVEC	205,734	205,734	100.00%	3,412 SIT	701,923,261	6,200,467	3,170,249	2,797,111
59 NIKO ŽELEZNIKI	35,875	35,875	100.00%	18,899 SIT	678,001,625	5,989,154	3,062,207	2,701,785
60 GOZDNO GOSP. POSTOJNA	686,273	686,273	100.00%	951 SIT	652,645,623	5,765,171	2,947,686	2,600,743
61 OLJARICA	70,404	70,404	100.00%	8,823 SIT	621,144,922	5,486,908	2,805,412	2,475,215

Issue	Number of shares traded	Number of issued shares	Share of traded shares	Price as of 28 Dec 2001	Market capitalisation as of 31 Dec 2001 (in SIT)	Market capitalisation as of 31 Dec 2001 (in DEM)	Market capitalisation as of 31 Dec 2001 (in EUR)	Market capitalisation as of 31 Dec 2001 (in USD)
62 GRAD PRESTRANEK	43,235	43,235	100.00%	14,039 SIT	606,954,548	5,361,557	2,741,321	2,418,668
63 INTARA	101,000	101,000	100.00%	5,900 SIT	595,879,800	5,263,728	2,691,302	2,374,536
64 DANA	356,128	404,231	88.10%	1,671 SIT	595,125,501	5,257,065	2,687,895	2,371,530
65 KOŠAKI TMI MARIBOR	43,236	43,236	100.00%	12,500 SIT	540,454,324	4,774,125	2,440,972	2,153,670
66 TEKSTINA	1,127,293	1,503,057	75.00%	460 SIT	518,554,780	4,580,674	2,342,062	2,066,402
67 DRAVINJSKI DOM	216,560	216,560	100.00%	2,300 SIT	498,088,000	4,399,880	2,249,623	1,984,843
68 INTES	549,982	549,982	100.00%	895 SIT	492,129,393	4,347,245	2,222,711	1,961,098
69 GOZDNO GOSPODARSTVO BLEJ	489,520	611,900	80.00%	1,001 SIT	489,896,930	4,327,524	2,212,628	1,952,202
70 KLASJE	835,600	835,600	100.00%	570 SIT	476,375,560	4,208,083	2,151,559	1,898,321
71 PULSAR HOLDING	939,319	939,319	100.00%	471 SIT	441,996,555	3,904,394	1,996,285	1,761,323
72 PPC GORENJSKI SEJEM	336,091	336,091	100.00%	1,281 SIT	430,636,759	3,804,047	1,944,979	1,716,055
73 SVILANIT	408,487	410,407	99.53%	1,050 SIT	428,911,350	3,788,806	1,937,186	1,709,179
74 ELMO	708,000	708,000	100.00%	600 SIT	424,800,000	3,752,488	1,918,617	1,692,796
75 AVANT HOLDING	706,855	706,855	100.00%	600 SIT	424,113,000	3,746,419	1,915,514	1,690,058
76 MERCATA 1 HOLDING	2,693,249	2,693,249	100.00%	153 SIT	412,686,544	3,645,483	1,863,906	1,644,525
77 NOVOLIT	224,298	224,298	100.00%	1,700 SIT	381,306,600	3,368,287	1,722,178	1,519,478
78 LESNINA EMMI	684,037	714,827	95.69%	542 SIT	370,748,054	3,275,018	1,674,490	1,477,403
79 ŽELEZ. RAVNE - MONTER DRAV.	275,835	444,100	62.11%	1,299 SIT	358,309,665	3,165,143	1,618,312	1,427,837
80 ALPETOUR POT. AGENCIJA	263,042	263,042	100.00%	1,313 SIT	345,400,450	3,051,109	1,560,007	1,376,395
81 TUS KO-SI	229,456	229,456	100.00%	1,400 SIT	321,238,400	2,837,672	1,450,879	1,280,111
82 CAPITA	582,021	582,021	100.00%	550 SIT	320,169,752	2,828,232	1,446,052	1,275,852
83 SAVINJA MOZIRJE	105,780	105,780	100.00%	3,001 SIT	317,411,930	2,803,871	1,433,597	1,264,862
84 MURALES	322,045	322,045	100.00%	911 SIT	293,415,200	2,591,895	1,325,215	1,169,237
85 UNITAS	145,115	173,377	83.70%	1,900 SIT	275,718,500	2,435,570	1,245,288	1,098,717
86 ZLATOROG	209,610	209,610	100.00%	1,300 SIT	272,493,000	2,407,078	1,230,720	1,085,864
87 KRUH-PECIVO	555,934	654,040	85.00%	450 SIT	250,225,893	2,210,380	1,130,150	997,131
88 EGOLES ŠKOFJA LOKA	258,300	258,300	100.00%	960 SIT	247,968,000	2,190,435	1,119,952	988,134
89 LIZ INŽENIRING	188,677	235,846	80.00%	1,225 SIT	231,129,325	2,041,690	1,043,900	921,033
90 TOTRA PLASTIKA	227,809	227,809	100.00%	1,000 SIT	227,809,000	2,012,360	1,028,903	907,802
91 HIDROTEHNIK	330,034	384,472	85.84%	680 SIT	224,423,120	1,982,451	1,013,611	894,309
92 AGROKOMBINAT MARIBOR	403,808	499,291	80.88%	525 SIT	211,938,629	1,872,168	957,225	844,559
93 DOM SMREKA	406,199	406,199	100.00%	520 SIT	211,264,100	1,866,210	954,178	841,871
94 BOHOR	209,170	263,067	79.51%	999 SIT	208,960,830	1,845,864	943,775	832,693
95 GEA COLLEGE	147,885	147,885	100.00%	1,300 SIT	192,250,500	1,698,252	868,303	766,104
96 INTEGRAL JESENICE	243,784	256,556	95.02%	750 SIT	182,838,000	1,615,107	825,791	728,596
97 ZDRAVILIŠČE ROGAŠKA	891,864	961,898	92.72%	200 SIT	178,372,800	1,575,663	805,624	710,802
98 CREINA	48,594	48,594	100.00%	3,310 SIT	160,860,718	1,420,970	726,530	641,018
99 MK TISKARNA	103,954	103,954	100.00%	1,500 SIT	155,931,000	1,377,423	704,265	621,373
100 UPIMO GROUP	215,000	215,000	100.00%	650 SIT	139,750,000	1,234,487	631,183	556,893
101 SVILA	1,263,478	1,263,478	100.00%	102 SIT	129,291,704	1,142,103	583,948	515,218
102 MEDVEŠEK PUŠNIK	80,000	80,000	100.00%	1,550 SIT	124,000,000	1,095,359	560,048	494,131
103 IMP ČRPALKE	333,034	333,034	100.00%	323 SIT	107,423,447	948,929	485,180	428,074
104 GRADIS GP	304,750	304,750	100.00%	330 SIT	100,567,500	888,367	454,215	400,754
105 INLES RIBNICA	609,005	555,525	109.63%	120 SIT	72,855,268	643,570	329,052	290,323
106 ALPDOM	47,816	47,816	100.00%	1,463 SIT	69,954,808	617,949	315,952	278,765
107 SUJAJ HRASTNIK	26,880	26,880	100.00%	2,185 SIT	58,732,800	518,819	265,268	234,046
108 MLAJ	67,062	93,000	72.11%	800 SIT	53,649,600	473,916	242,309	213,790
109 JELEN	50,849	67,798	75.00%	900 SIT	45,745,794	404,097	206,612	182,294
110 AVTOPR. IN SERVISI	308,696	308,696	100.00%	137 SIT	42,291,352	373,582	191,010	168,528
111 RAZVOJNA DRUŽBA	21,948	21,948	100.00%	1,205 SIT	26,447,340	233,624	119,450	105,391
112 ZASAVSKI RAČUNSKI	43,466	70,700	61.48%	403 SIT	17,516,798	154,735	79,115	69,803
113 DADAS	31,320	31,320	100.00%	301 SIT	9,427,320	83,277	42,579	37,567
Preferred shares	-	-	-	-	2,140,950,145	18,912,169	9,669,640	8,531,514
1 KMEČKA DR. HOLDING	266,413	266,413	100.00%	6,000 SIT	1,598,478,000	14,120,219	7,219,555	6,369,814
2 HIPOT. BANKA	79,500	79,500	100.00%	4,000 SIT	318,000,000	2,809,066	1,436,253	1,267,206
3 KOVINOTEHNA	527,955	527,955	100.00%	399 SIT	210,654,045	1,860,821	951,423	839,440
4 ZDRAVILIŠČE ROG.	27,818	30,000	92.73%	450 SIT	12,518,100	110,579	56,538	49,884
5 PRIMOFIN	10,000	10,000	100.00%	130 SIT	1,300,000	11,484	5,871	5,180
TOTAL SHARES					152,735,137,497	1,349,191,930	689,831,003	608,637,951

EXCHANGE RATES		
1 DEM =	113.2049	SIT as of 31 Dec 2001
1 USD =	250.9458	SIT as of 31 Dec 2001
1 EUR =	221.4095	SIT as of 31 Dec 2001

D2) MARKET CAPITALISATION OF BONDS - OFFICIAL MARKET AS OF 31 DECEMBER 2001

Issue	Number of issued bonds	Price as of 28 Dec 2001	Principal amt. as of 31 Dec 2001	Currency of denomination	Market capitalisation as of 31 Dec 2001 (in SIT)	Market capitalisation as of 31 Dec 2001 (in DEM)	Market capitalisation as of 31 Dec 2001 (in EUR)	Market capitalisation as of 31 Dec 2001 (in USD)
1 REPUBLIKA SLOVENIJA 10 th issue	5,218,961	101.60	8,245.56	SIT	43,721,788,160	386,218,160	197,470,245	174,228,013
2 REPUBLIKA SLOVENIJA 4 th issue	267,656	105.17	1,000.00	DEM	31,861,074,519	281,446,073	143,901,118	126,963,968
3 REPUBLIKA SLOVENIJA 13 th issue	106,701	100.50	1,000.00	DEM	12,137,412,513	107,216,318	54,818,843	48,366,669
4 REPUBLIKA SLOVENIJA 24 th issue	1,100,000	102.81	10,000.00	SIT	11,309,100,000	99,899,386	51,077,754	45,065,907
5 REPUBLIKA SLOVENIJA 18 th issue	500,000	102.00	100.00	EUR	11,289,966,900	99,730,373	50,991,339	44,989,663
6 REPUBLIKA SLOVENIJA 26 th issue	500,000	100.59	100.00	EUR	11,133,899,711	98,351,747	50,286,459	44,367,747
7 REPUBLIKA SLOVENIJA 12 th issue	963,281	100.68	10,000.00	SIT	9,698,313,108	85,670,436	43,802,606	38,647,043
8 REPUBLIKA SLOVENIJA 15 th issue, I series	89,813	105.00	100,000.00	SIT	9,430,365,000	83,303,505	42,592,414	37,579,290
9 REPUBLIKA SLOVENIJA 23 th issue	400,000	105.00	100.00	EUR	9,297,619,800	82,130,895	41,992,868	37,050,310
10 REPUBLIKA SLOVENIJA 17 th issue	900,000	100.50	10,000.00	SIT	9,045,000,000	79,899,368	40,851,906	36,043,640
11 REPUBLIKA SLOVENIJA 15 th issue, E series	89,813	100.30	100,000.00	SIT	9,008,243,900	79,574,682	40,685,896	35,897,169
12 REPUBLIKA SLOVENIJA 22 nd issue	800,000	105.00	10,000.00	SIT	8,400,000,000	74,201,735	37,938,751	33,473,364
13 REPUBLIKA SLOVENIJA 25 th issue	800,000	100.60	10,000.00	SIT	8,048,000,000	71,092,329	36,348,937	32,070,670
14 REPUBLIKA SLOVENIJA 14 th issue	630,400	101.00	10,000.00	SIT	6,367,040,000	56,243,502	28,756,851	25,372,172
15 REPUBLIKA SLOVENIJA 20 th issue	600,000	105.23	10,000.00	SIT	6,313,800,000	55,773,204	28,516,392	25,160,015
16 REPUBLIKA SLOVENIJA 19 th issue	600,000	102.50	10,000.00	SIT	6,150,000,000	54,326,270	27,776,586	24,507,284
17 REPUBLIKA SLOVENIJA 16 th issue	600,000	100.00	10,000.00	SIT	6,000,000,000	53,001,239	27,099,108	23,909,545
18 SLOV. RAZVOJNA DRUŽBA	50,000	98.52	1,000.00	DEM	5,575,527,582	49,251,645	25,181,971	22,218,055
19 REPUBLIKA SLOVENIJA 15 th issue, H series	47,902	104.00	100,000.00	SIT	4,981,808,000	44,007,000	22,500,426	19,852,127
20 REPUBLIKA SLOVENIJA 27 th issue	409,150	103.00	10,000.00	SIT	4,214,245,000	37,226,701	19,033,714	16,793,447
21 NLB 2 nd issue, A series	40,000	103.50	100,000.00	SIT	4,140,000,000	36,570,855	18,698,385	16,497,586
22 SKB OBVEZNICE 4 th issue, A series	38,182	101.00	100,000.00	SIT	3,856,382,000	34,065,504	17,417,419	15,367,390
23 BTC HIPOTEKARNE OBVEZNICE	340,000	111.00	85.71	DEM	3,661,212,631	32,341,468	16,535,933	14,589,655
24 NLB TOLARSKE	27,300	101.15	100,000.00	SIT	2,761,395,000	24,392,893	12,471,890	11,003,950
25 NLB 3	12,000	100.00	1,000.00	EUR	2,656,462,800	23,465,970	11,997,962	10,585,803
26 HOTELI BERNARDIN	20,000	102.00	1,000.00	DEM	2,308,988,280	20,396,540	10,428,587	9,201,143
27 NLB DEVIZNE	20,000	100.30	1,000.00	DEM	2,270,505,142	20,056,598	10,254,777	9,047,791
28 ABANKA 5 th issue	100,000	101.80	100.00	EUR	2,253,565,942	19,906,965	10,178,271	8,980,290
29 BANKA CELJE 3 rd issue	100,000	101.00	100.00	EUR	2,235,856,190	19,750,525	10,098,285	8,909,718
30 BANKA CELJE 4 th issue	100,000	100.80	100.00	EUR	2,231,428,752	19,711,415	10,078,288	8,892,075
31 ABANKA 4 th issue	100,000	100.35	100.00	EUR	2,221,467,017	19,623,418	10,033,296	8,852,378
32 BANKA CELJE 5 th issue	100,000	100.00	100.00	EUR	2,213,719,000	19,554,975	9,998,302	8,821,502
33 NFD INV. SVETOVANJE	16,000	100.00	135,740.00	SIT	2,171,840,000	19,185,035	9,809,155	8,654,618
34 REPUBLIKA SLOVENIJA 8 th issue	965,330	100.50	18.32	DEM	2,011,679,987	17,770,255	9,085,789	8,016,392
35 STANOVANJSKI SKLAD 2 nd issue	20,000	104.00	96,553.00	SIT	2,008,302,400	17,740,419	9,070,534	8,002,933
36 NOVA KBM 3 rd issue, A series	20,000	100.00	100,000.00	SIT	2,000,000,000	17,667,080	9,033,036	7,969,848
37 NOVA KBM 2 nd issue	18,000	100.10	500.00	EUR	1,994,339,447	17,617,077	9,007,470	7,947,292
38 NOVA KBM 3 rd issue, B series	18,000	100.00	500.00	EUR	1,992,347,100	17,599,478	8,998,472	7,939,352
39 SL. ZADR. KMET. BANKA 3 rd issue	200,000	98.31	10,000.00	SIT	1,966,200,000	17,368,506	8,880,378	7,835,158
40 NOVA KBM 1 st issue	15,000	100.00	1,000.00	DEM	1,697,785,500	14,997,456	7,668,079	6,765,547
41 SKB OBVEZNICE 3 rd issue	35,000	100.05	400.00	DEM	1,585,392,100	14,004,624	7,160,452	6,317,667
42 ABANKA 3 rd issue	70,000	98.50	100.00	EUR	1,526,359,251	13,483,155	6,893,829	6,082,426
43 SKB OBVEZNICE 4 th issue, B series	11,818	97.25	500.00	EUR	1,272,114,177	11,237,271	5,745,527	5,069,279
44 ABANKA 1 st issue	20,000	103.06	500.00	DEM	1,166,491,824	10,304,252	5,268,481	4,648,382
45 NLB 2 nd issue, B series	10,000	100.00	500.00	EUR	1,106,859,500	9,777,488	4,999,151	4,410,751
46 DOLENJSKA BANKA DEVIZNE	17,508	100.50	500.00	DEM	995,781,756	8,796,278	4,497,466	3,968,115
47 BANKA ZASAVJE OBVEZNICE 2 nd issue	18,000	97.00	500.00	DEM	988,111,161	8,728,519	4,462,822	3,937,548
48 DOL. BANKA TOLARSKE	18,000	100.00	50,000.00	SIT	900,000,000	7,950,186	4,064,866	3,586,432
49 LB SB VELENJE 1 st issue	80,000	100.00	10,000.00	SIT	800,000,000	7,066,832	3,613,214	3,187,939
50 KREKOVA BANKA 2 nd issue	14,000	100.00	500.00	DEM	792,299,900	6,998,813	3,578,437	3,157,255
51 PROBANKA 2 nd issue	60,000	101.50	100.00	DEM	689,300,913	6,088,967	3,113,240	2,746,812
52 STANOVANJSKI SKLAD RS 1 st issue	70,965	96.70	70.01	DEM	543,778,860	4,803,492	2,455,987	2,166,918
53 BANKA VIPA 6 th issue	10,000	100.00	200.00	EUR	442,743,800	3,910,995	1,999,660	1,764,300
54 BANKA VIPA 7 th issue	10,000	100.00	200.00	EUR	442,743,800	3,910,995	1,999,660	1,764,300
55 BANKA VIPA 5 th issue	10,000	100.00	175.00	EUR	387,400,825	3,422,121	1,749,703	1,543,763
56 SL.ZADR.KMET.BANKA	10,000	104.00	328.66	DEM	386,875,966	3,417,484	1,747,332	1,541,671
57 BANKA VIPA 3 rd issue	10,000	100.00	312.50	DEM	353,705,313	3,124,470	1,597,516	1,409,489
58 BANKA VIPA 4 th issue	8,000	100.00	375.00	DEM	339,557,100	2,999,491	1,533,616	1,353,109
59 FACTOR BANKA 1 st issue	10,000	100.31	212.60	DEM	241,378,760	2,132,229	1,090,192	961,876
60 PROBANKA 1 st issue	80,000	100.00	2,952.42	SIT	236,193,600	2,086,426	1,066,773	941,214
61 BANKA VIPA 2 nd issue	8,000	103.01	218.75	DEM	204,037,032	1,802,369	921,537	813,072
TOTAL					288,037,807,017	2,544,393,458	1,300,927,950	1,147,808,838

EXCHANGE RATES	
1 DEM =	113.2049 SIT as of 31 Dec 2001
1 USD =	250.9468 SIT as of 31 Dec 2001
1 EUR =	221.4095 SIT as of 31 Dec 2001

MARKET CAPITALISATION OF BONDS - FREE MARKET AS OF 31 DECEMBER 2001

Issue	Number of issued bonds	Price as of 28 Dec 2001	Principal amt. as of 28 December 2001	Currency of denomination	Market capitalisation as of 31 Dec 2001 (in SIT)	Market capitalisation as of 31 Dec 2001 (in DEM)	Market capitalisation as of 31 Dec 2001 (in EUR)	Market capitalisation as of 31 Dec 2001 (in USD)
1 SLOVENSKA ODŠKODNINSKA DR. 2 nd issue	7,000,000	76.36	100.00	DEM	60,500,020,364	534,429,343	273,249,433	241,087,997
2 AUTOCOMMERCE 1 st issue	22,300	106.20	1,000.00	DEM	2,680,531,659	23,678,583	12,106,670	10,681,716
3 STANOVANJSKI SKLAD 3 rd issue	20,000	102.01	99,233.65	SIT	2,024,564,927	17,884,075	9,143,984	8,067,738
4 BANKA KOPER 4 th issue	20,000	100.00	100,000.00	SIT	2,000,000,000	17,667,080	9,033,036	7,969,848
5 PROBANKA 4 th issue	50,000	108.00	100.00	EUR	1,195,408,280	10,559,687	5,399,083	4,763,611
6 BANKA KOPER 3 rd issue	10,000	100.00	500.00	EUR	1,106,859,500	9,777,488	4,999,151	4,410,751
7 KMEČKA DRUŽBA 1 st issue	80,000	102.01	100.00	DEM	923,685,861	8,159,416	4,171,844	3,680,818
8 SIP STROJNA INDUSTRIJA 1 st issue, A series	32,500	100.00	200.00	DEM	735,707,050	6,498,898	3,322,834	2,931,737
9 SI.MOBIL 1 st issue	5,000	100.00	732.00	DEM	414,259,662	3,659,379	1,871,011	1,650,793
10 SIP STROJNA INDUSTRIJA 1 st issue, B series	17,250	100.00	200.00	DEM	390,490,665	3,449,415	1,763,658	1,556,076
11 UBK KONVERTIBILNE	80	98.00	41,223.50	DEM	365,807,399	3,231,374	1,652,176	1,457,715
12 BORZNA DRUŽBA POTEZA 2 nd issue	15,000	100.10	100.00	EUR	332,389,908	2,936,180	1,501,245	1,324,549
13 BANKA KOPER 2 nd issue	3,000	100.00	153.00	USD	115,308,328	1,018,581	520,792	459,495
14 VIPA	4,000	103.70	156.00	DEM	73,241,108	646,978	330,795	291,860
15 OBČINA ŠMARJE	1,579	102.00	125.00	DEM	22,786,828	201,288	102,917	90,804
TOTAL					72,881,061,519	643,797,764	329,168,629	290,425,508

EXCHANGE RATES			
1 DEM =	113.2049	SIT as of 31 Dec 2001	
1 USD =	250.9458	SIT as of 31 Dec 2001	
1 EUR =	221.4095	SIT as of 31 Dec 2001	

D3) MARKET CAPITALISATION OF AUTHORISED INVESTMENT FUNDS AS OF 31
DECEMBER 2001

Authorised Inv. Fund	Number of shares traded	Price as of 28 Dec 2001	Market capitalisation as of 31 Dec 2001 (in SIT)	Market capitalisation as of 31 Dec 2001 (in DEM)	Market capitalisation as of 31 Dec 2001 (in EUR)	Market capitalisation as of 31 Dec 2001 (in USD)
1 INFOND ZLAT	336,854,710	54.04 SIT	18,203,628,528	160,802,479	82,217,017	72,540,080
2 NFD 1	160,580,300	107.85 SIT	17,318,585,355	152,984,415	78,219,703	69,013,250
3 TRIGLAV STEBER 1	147,487,470	115.94 SIT	17,099,697,272	151,050,858	77,231,091	68,140,998
4 ATENA 1. SKLAD	297,107,158	44.32 SIT	13,167,789,243	116,318,192	59,472,558	52,472,642
5 NFD 2	291,379,659	38.86 SIT	11,323,013,549	100,022,292	51,140,595	45,121,351
6 ZVON ENA	137,974,360	76.27 SIT	10,523,304,437	92,958,030	47,528,694	41,934,571
7 MAKSIMA 1	216,646,243	48.45 SIT	10,496,510,473	92,721,344	47,407,679	41,827,799
8 TRIGLAV STEBER II	195,412,551	43.95 SIT	8,588,381,616	75,865,812	38,789,580	34,224,050
9 ID KMEČKA DRUŽBA	92,046,145	70.94 SIT	6,529,753,526	57,680,838	29,491,750	26,020,573
10 ZLATA MONETA 1	68,297,800	74.90 SIT	5,115,505,220	45,188,019	23,104,272	20,384,901
11 ZVON DVA	141,224,712	36.21 SIT	5,113,746,822	45,172,487	23,096,330	20,377,894
12 POMURSKA INV.DRUŽBA 1	35,923,940	126.50 SIT	4,544,378,410	40,142,948	20,524,767	18,109,004
13 MODRA LINIJA	52,986,743	72.77 SIT	3,855,845,288	34,060,763	17,414,995	15,365,251
14 PID KMEČKA DRUŽBA	95,913,558	33.65 SIT	3,227,491,227	28,510,172	14,577,022	12,861,308
15 ZLATA MONETA II	82,333,757	38.69 SIT	3,185,493,058	28,139,180	14,387,337	12,693,948
16 KRONA SENIOR	73,170,428	42.16 SIT	3,084,865,244	27,250,280	13,932,850	12,292,954
17 VIPA INVEST SOČA	71,171,215	39.00 SIT	2,775,677,385	24,519,057	12,536,397	11,060,864
18 VIPA INVEST NANOS	33,096,900	72.00 SIT	2,382,976,800	21,050,121	10,762,758	9,495,982
19 VIZIJA DPB	44,074,632	38.02 SIT	1,675,717,509	14,802,517	7,568,408	6,677,607
20 KOMPAS SKLAD 2	44,293,242	30.50 SIT	1,350,943,881	11,933,617	6,101,562	5,383,409
21 ARKADA ENA	30,210,725	40.72 SIT	1,230,180,722	10,866,850	5,556,133	4,902,177
22 KOMPAS SKLAD 4	41,633,800	29.10 SIT	1,211,543,580	10,702,219	5,471,958	4,827,909
23 NIKA	32,574,698	34.00 SIT	1,107,539,732	9,783,496	5,002,223	4,413,462
24 NIKA 1	30,911,102	34.49 SIT	1,066,123,908	9,417,648	4,815,168	4,248,423
25 PID AKTIVA AVANT I	29,520,040	31.14 SIT	919,254,046	8,120,267	4,151,827	3,663,158
26 ARKADA DVA	20,087,233	41.51 SIT	833,821,042	7,365,591	3,765,968	3,322,714
27 MERCATA	28,923,982	27.55 SIT	796,855,704	7,039,057	3,599,013	3,175,410
28 POOBL. POMURSKA INV. DRUŽBA	22,967,400	32.94 SIT	756,546,156	6,682,981	3,416,954	3,014,779
29 MERCATA 1	26,821,153	27.20 SIT	729,535,362	6,444,380	3,294,960	2,907,143
30 TRDNJAVA	25,932,762	25.63 SIT	664,656,690	5,871,271	3,001,934	2,648,607
31 ARKADA TRI	20,135,474	31.40 SIT	632,253,884	5,585,040	2,855,586	2,519,484
32 TRGATEV	17,585,800	33.00 SIT	580,331,400	5,126,381	2,621,077	2,312,577
33 KRONA KRONA	12,871,618	43.33 SIT	557,727,208	4,926,706	2,518,985	2,222,501
34 SETEV	15,405,373	33.08 SIT	509,609,739	4,501,658	2,301,662	2,030,756
35 NIKA 2	12,555,868	34.00 SIT	426,899,512	3,771,034	1,928,099	1,701,162
36 PLOD	10,478,017	33.00 SIT	345,774,561	3,054,413	1,561,697	1,377,885
37 TRDNJAVA I	8,917,902	27.80 SIT	247,917,676	2,189,991	1,119,725	987,933
38 CAPINVEST 2	5,876,900	32.00 SIT	188,060,800	1,661,243	849,380	749,408
TOTAL			162,367,936,564	1,434,283,645	733,337,714	647,023,925

MARKET CAPITALISATION OF PENSION COUPONS AS OF 31 DECEMBER 2001

Number of coupons traded	Price as of 28 Dec 2001	Market capitalisation (in SIT)	Market capitalisation (in DEM)	Market capitalisation (in EUR)	Market capitalisation (in USD)
118,274,221	56.59	6,693,138,166.39	59,124,102.99	30,229,679.24	26,671,648.49

EXCHANGE RATES		
1 DEM =	113.2049	SIT as of 31 Dec 2001
1 USD =	250.9458	SIT as of 31 Dec 2001
1 EUR =	221.4095	SIT as of 31 Dec 2001

E) OTHER

E1) INDICATORS AS OF 31 DECEMBER 2001 (shares - official market)

SECTOR	Price as of 30 Dec 2001	Total net profit (loss) in 000 SIT in year 2000	Earning per share as of 31 Dec 2000	P / E ⁽¹⁾	Dividend for year 2000	Dividend yield	Book value as of 31 Dec 2000	Market book ratio	Turnover ratio ⁽²⁾
BANKS									
Banka Koper	94,930 SIT	2,360,248	4,546.15 SIT	20.88	4,500 SIT	4.74%	41,542.85 SIT	2.29	0.28
Banka Vipava	88,700 SIT	213,976	1,603.39 SIT	⁽⁴⁾	1,600 SIT	1.80%	88,653.92 SIT	1.00	0.78
Probanka Maribor	5,122 SIT	387,773	496.09 SIT	⁽⁴⁾	242 SIT	4.72%	5,206.37 SIT	0.98	0.44
SKB banka	2,008 SIT	0	0	⁽⁴⁾	0	0.00%	3,502.69 SIT	0.57	0.08
CHEMICALS									
Etol Celje	27,499 SIT	453,588	1,663.53 SIT	16.53	1,500 SIT	5.45%	34,734.96 SIT	0.79	0.91
Sava Kranj	16,571 SIT	1,630,157	996.67 SIT	16.63	480 SIT	2.90%	27,749.36 SIT	0.60	0.25
CONSTRUCTION									
Gradbeno podjetje Grosuplje	4,300 SIT	(642,963)	(4,052.47 SIT)	⁽⁴⁾	0	0	23,749.13 SIT	0.18	0.03
FOOD AND BEVERAGES									
Droga Portorož	42,028 SIT	1,505,353	5,344.10 SIT	7.86	1,625 SIT	3.87%	45,585.34 SIT	0.92	0.29
Kolinska Ljubljana	3,200 SIT	871,611	275.58 SIT	11.61	100 SIT	3.13%	4,354.71 SIT	0.73	0.29
Mlinotest Ajdovščina	1,600 SIT	221,615	102.69 SIT	15.58	20 SIT	1.25%	1,825.63 SIT	0.88	0.19
Pivovarna Laško	5,385 SIT	1,492,896	279.64 SIT	19.26	140 SIT	2.60%	4,453.80 SIT	1.21	0.49
Pivovarna Union	87,002 SIT	1,273,341	2,943.30 SIT	29.56	615 SIT	0.71%	37,774.97 SIT	2.30	1.02
Radenska Radenci	951 SIT	(3,919,242)	(779.03 SIT)	⁽⁴⁾	0	0.00%	3,310.01 SIT	0.29	0.03
Žito Ljubljana	16,832 SIT	639,518	1,859.30 SIT	9.05	510 SIT	3.03%	46,723.17 SIT	0.36	0.24
HEALTH RESORTS									
Terme Čatež	17,010 SIT	722,346	1,630.37 SIT	10.43	500 SIT	2.94%	26,972.79 SIT	0.63	0.21
Zdravilišče Moravske Toplice	1,387 SIT	253,688	88.64 SIT	15.65	0	0.00%	2,587.98 SIT	0.54	0.15
HOUSEHOLD APPLIANCES									
Gorenje	2,221 SIT	2,884,829	236.46 SIT	9.39	70 SIT	3.15%	3,508.59 SIT	0.63	0.25
NON-METALS									
Comet Zreče	1,950 SIT	340,540	203.01 SIT	9.61	0	0.00%	2,473.60 SIT	0.79	0.35
OIL AND GAS									
Istrabenz Koper	4,914 SIT	276,483	53.38 SIT	92.07	80 SIT	1.63%	3,977.81 SIT	1.24	0.19
Petrol Ljubljana	23,147 SIT	645,762	314.43 SIT	73.62	500 SIT	2.16%	27,265.85 SIT	0.85	0.29
OTHER FINANCIAL INTERMEDIATION									
Nika Brežice	511 SIT	177,013	369 SIT	1.39	0	0.00%	929.43 SIT	0.55	0.09
PHARMACEUTICALS									
Krka Novo mesto	28,712 SIT	7,112,521	2,106.15 SIT	13.63	700 SIT	2.44%	19,578.49 SIT	1.47	0.21
Lek Ljubljana	44,004 SIT	6,136,667	3,261.54 SIT	13.49	950 SIT	2.16%	28,383.49 SIT	1.55	0.26
PUBLISHING									
Delo Ljubljana	13,694 SIT	889,281	1,332.33 SIT	10.28	1,000 SIT	7.30%	6,524.98 SIT	2.10	0.18
REAL ESTATE / TRADE									
Blagovno trgovinski center BTC	16,500 SIT	1,208,763	1,672.01 SIT	9.87	350 SIT	2.12%	22,702.13 SIT	0.73	1.20
TRANSPORT									
Aerodrom Ljubljana ⁽⁵⁾	3,401 SIT	1,156,795	304.70 SIT	11.16	166 SIT	4.88%	3,812.35 SIT	0.89	0.22
Intereuropa Koper	3,949 SIT	1,717,626	238.21 SIT	16.58	160 SIT	4.05%	3,195.77 SIT	1.24	0.37
Luka Koper ⁽⁵⁾	3,246 SIT	2,900,367	207.17 SIT	15.67	150 SIT	4.62%	3,367.95 SIT	0.96	0.15
TRADE									
Delo Prodaja	5,689 SIT	414,958	704.37 SIT	8.08	360 SIT	6.33%	4,498.94 SIT	1.26	0.67
Emona obala Koper ⁽³⁾	2,139 SIT	347,269	230.15 SIT	9.30	0	0.00%	6,514.99 SIT	0.33	0.44
Koloniale Maribor	1,720 SIT	63,948	98.30 SIT	17.50	0	0.00%	3,729.84 SIT	0.46	0.14
Kompas MTS	1,407 SIT	1,740,250	493.45 SIT	2.85	800 SIT	56.86%	4,479.24 SIT	0.31	0.62
Mercator Ljubljana	16,199 SIT	4,008,563	1249.36 SIT	12.97	300 SIT	1.85%	20,715.63 SIT	0.78	0.27
Salus Ljubljana	44,750 SIT	870,572	6,527.54 SIT	6.86	3,000 SIT	6.70%	38,364.43 SIT	1.17	0.10
Merkur Kranj	15,352 SIT	233,318	258.29 SIT	59.44	550 SIT	3.58%	26,297.28 SIT	0.58	0.05
Tehnounion Ljubljana	9,046 SIT	200,354	2,405.90 SIT	3.76	0	0.00%	49,044.68 SIT	0.18	0.42
Živila Kranj	11,561 SIT	400,389	1,387.24 SIT	8.33	0	0.00%	31,423.21 SIT	0.37	0.27

Calculated on the basis of nonconsolidated financial statement for 2000. Statements are consolidated for the following issues: Emona obala Koper, Istrabenz, Lek, Mercator, Merkur, Petrol, Radenska, Sava, Tehnounion, Živila and Žito. An average number of shares traded in year 2000 has been used for the calculations.

⁽¹⁾ P / E = PRICE / EARNING PER SHARE

⁽²⁾ Yearly turnover / average capitalisation as of 31 December 2001, 30 June 2001 and 31 December 2000.

⁽³⁾ Shares of daughter company are excluded.

⁽⁴⁾ Not applicable.

⁽⁵⁾ Calculation of P/E for Aerodrom and Luka Koper includes common and preferred shares.

E2) RECORD VALUES

RECORD DAILY TURNOVER IN YEAR 2001

12 JULY 2001

	Value (in SIT)	Number of bargains	Volume in pieces
Order book trades	505,701,563	903	1,203,552
Cross trades	322,782,621	176	322,466
Block trades	9,229,267,239	28	492,150
Total	10,057,751,423	1,107	2,018,168

MAX AND MIN VALUE OF TURNOVER AND INDICES

	In year 2001		In years 1989-2000	
Monthly turnover (in SITm)	46,585	December 2001	53,123	December 2000
Daily turnover (in SITm)	10,058	12 July 2001	7,716	27 Dec 2000
Number of bargains per day	2,013	12 Sept 2001	5,900	8 July 1999
Value of block trade (in SITm)	8,128	23 Nov 2001	3,995	24 Nov 1998
Max value of SBI 20 index	2,159.35	19 Dec 2001	2,026.47	10 Aug 1998
Min value of SBI 20 index	1,700.24	25 Apr 2001	891.93	10 Sep 1996
Max value of SBI 20NT index	2,096.75	27 Dec 2001	1,871.02	8 Sept 1999
Min value of SBI 20NT index	1,661.96	9 May 2001	1,437.30	1 July 1998
Max value of IPT index	1,769.69	14 Dec 2001	1,806.98	30 Dec 1999
Min value of IPT index	1,415.06	23 May 2001	1,318.83	1 July 1998
Max value of PIX index	1,588.02	28 Dec 2001	1,633.77	19 Oct 1999
Min value of PIX index	1,328.44	23 May 2001	965.15	29 Apr 1999
Max value of FOOD AND BEVERAGES index	2,175.17	28 Dec 2001	2,128.13	7 Aug 1998
Min value of FOOD AND BEVERAGES index	1,499.15	3 May 2001	1,551.34	3 Apr 2000
Max value of PHARMACEUTICALS index	2,186.85	13 Dec 2001	2,623.07	11 Aug 1998
Min value of PHARMACEUTICALS index	1,505.49	23 Apr 2001	1,558.05	25 May 2000
Max value of CHEMICALS index	1,910.46	14 Dec 2001	2,176.97	6 Aug 1998
Min value of CHEMICALS index	1,599.36	14 Mar 2001	1,476.44	1 July 1998
Max value of OIL AND GAS index	2,633.44	17 Dec 2001	2,488.67	21 Aug 1998
Min value of OIL AND GAS index	1,745.14	14 Mar 2001	1,591.73	27 June 2000
Max value of TRANSPORT index	2,070.25	7 Dec 2001	1,731.88	3 Sep 1999
Min value of TRANSPORT index	1,544.80	30 Mar 2001	1,132.46	1 July 1998
Max value of TRADE index	1,829.42	27 Nov 2001	2,195.82	31 Jan 2000
Min value of TRADE index	1,452.18	22 May 2001	1,172.80	1 July 1998
Max value of BIO index	110.08	17 Sept 2001	113.52	14 Dec 1995
Min value of BIO index	107.81	21 Mar 2001	100.46	5 July 1995

E3) NEW LISTED SECURITIES AND CHANGES IN YEAR 2001

NEW LISTED LONG - TERM SECURITIES ON LJUBLJANA STOCK EXCHANGE IN YEAR 2001

OFFICIAL MARKET

SHARES

Issuer	Trading code	Type of share	Nominal value	Listing date	First trading day
Geodetski zavod Slovenije	GZRG	common	1,000 SIT	14 Dec 2000	8 Jan 2001
Delo Prodaja	DPRG	common	1,000 SIT	25 Jan 2001	12 Feb 2001

BONDS

Issuer	Trading code	Nomin. value of issue	Issue	Listing date	First trading day
Banka Celje	BCE4	10,000,000 EUR	4 th issue	25 Jan 2001	9 Feb 2001
Republika Slovenija	RS22	8,000,00,0000 SIT	22 nd issue	15 Feb 2001	22 Feb 2001
Republika Slovenija	RS23	40,000,000 EUR	23 rd issue	15 Feb 2001	20 Feb 2001
Republika Slovenija	RS24	4,996,000,000 SIT	24 th issue	16 Mar 2001	22 Mar 2001
Republika Slovenija	RS25	8,000,000,000 SIT	25 th issue	20 Apr 2001	3 May 2001
Republika Slovenija	RS26	14,200,000 EUR	26 th issue	4 June 2001	14 June 2001
Banka Vipava	VIP7	2,000,000 EUR	7 th issue	9 July 2001	19 July 2001
Nova Ljubljanska banka	NLB5	12,000,000 EUR	3 rd issue	17 Sept 2001	27 Sept 2001
Abanka	AB05	10,000,000 EUR	5 th issue	17 Sept 2001	26 Sept 2001
Nova kreditna banka Maribor	NKBM3	2,000,000,000 SIT	3 th issue	29 Oct 2001	14 Nov 2001
Nova kreditna banka Maribor	NKBM4	9,000,000 EUR	4 th issue	29 Oct 2001	14 Nov 2001
Republika Slovenija	RS27	4,091,500,000 EUR	27 th issue	4 Dec 2001	20 Dec 2001
Banka Celje	BCE5	10,000,000 EUR	5 th issue	4 Dec 2001	19 Dec 2001

FREE MARKET

SHARES

Issuer	Trading code	Type of share	Listing date	First trading day
Certius holding, družba za investiranje	CERR	common	10 Jan 2001	15 Jan 2001
Mercata holding	MEHR	common	30 Jan 2001	9 Feb 2001
Mercata 1 holding	MHLR	common	30 Jan 2001	9 Feb 2001
Kmečka družba holding, finančna družba	KDHR	preferred	31 Jan 2001	5 Feb 2001
ELMO Ljubljana	IELG	common	16 Feb 2001	22 Feb 2001
CM Celje	CEMG	common	19 Feb 2001	1 Mar 2001
Murales Ljutomer	MULG	common	20 Feb 2001	2 Mar 2001
MLAJ Zadobrova	MTZG	common	11 June 2001	20 June 2001
Kmečka družba holding, finančna družba	KDHP	common	12 July 2001	18 July 2001
KS1 - naložbe	KSNR	common	7 Aug 2001	10 Aug 2001
Pulsar holding	PLHR	common	8 Aug 2001	13 Aug 2001
Aktiva Avant, finančna družba	AAFR	common	13 Aug 2001	16 Aug 2001
POM-INVEST	POIR	common	16 Oct 2001	19 Oct 2001
Kovinotehna Celje	KCEG	common	5 Nov 2001	5 Nov 2001
Kovinotehna Celje	KCEU	preferred	5 Nov 2001	5 Nov 2001

BONDS

Issuer	Trading code	Nominal value of issue	Issue	Listing date	First trading day
Probanka	PRB4	5,000,000 EUR	4 th issue	6 Mar 2001	15 Mar 2001
Stanovanjski sklad RS	SSR3	2,000,000,000 SIT	3 rd issue	21 May 2001	28 May 2001

Authorised investment funds

Issuer	Trading code	Type of share	Listing date	First trading day
PID Kmečka družba	KDPN	common	1 Feb 2001	9 Feb 2001
ID Kmečka družba	KDIN	common	1 Feb 2001	9 Feb 2001
PID AKTIVA AVANT I	AAPR	common	13 Aug 2001	22 Aug 2001
Pooblaščen pomurska inv. družba	PPIR	common	17 Oct 2001	26 Oct 2001

DELISTED LONG - TERM SECURITIES IN YEAR 2001

OFICIAL MARKET

Issuer	Trading code	Type of share	Delisting date
Dolenjska banka	DOBR	common	15 Oct 2001
Kovinotehna Celje	KCEG	common	5 Nov 2001
Kovinotehna Celje	KCEU	preferred	5 Nov 2001

FREE MARKET

SHARES

Issuer	Trading code	Type of share	Delisting date
Tovarna krmil Žalec	TKZG	common	22 Jan 2001
Gruda Ljubljana	GRUG	common	12 Mar 2001
Dolina trgovina	DVEG	common	19 Mar 2001
Lisca Sevnica	LISG	common	21 Mar 2001
Mercator Gorenjska	LOKG	common	26 July 2001
Rudnik Mežica	RMEG	common	26 July 2001
Kruh Koper	KKPG	common	7 Aug 2001
Voc Celje	VOCG	common	8 Nov 2001
Kovintrade Celje	KZTR	common	9 Nov 2001
STC Celje	STCG	common	16 Nov 2001
Gradis, Strojno prometna oprema	GSLG	common	27 Nov 2001
Zlatorog Maribor	ZLAN	common	31 Dec 2001

AUTHORISED INVESTMENT FUNDS

Issuer	Trading code	Type of share	Delisting date
Certius 1	CE1N	common	10 Jan 2001
PID Kmečka družba	KM0N	common	15 Jan 2001
Maxima 2 Ljubljana	MX2N	common	5 July 2001
Maxima 3 Ljubljana	MX3N	common	5 July 2001
Kompas sklad 1	KS1N	common	8 Aug 2001
Pulsar Ljubljana	PLON	common	9 Aug 2001
Aktiva Avant I	AA1N	common	13 Aug 2001
Pomurska investicijska družba 2	PM2N	common	8 Oct 2001
Modra linija 2 Koper	ML2N	common	6 Nov 2001
Modra linija 3 Koper	ML3N	common	6 Nov 2001

EXTENDED LISTING OF LONG - TERM SECURITIES IN YEAR 2001

OFFICIAL MARKET

SHARES

Issuer	Trading code	Type of share	Number of shares before extension	Number of shares after extension	Extension date
Salus	SALR	common	116,470	124,960	12 Jan 2001
Dolenjska banka	DOBR	common	279,290	376,515	28 Aug 2001
Lek	LEKB	preferred	138,730	138,820	10 Sept 2001
SKB banka	SKBB	common	7,800,000	8,749,298	5 Oct 2001
SKB banka	SKBB	common	8,749,298	12,649,200	6 Dec 2001

BONDS

Issuer	Trading code	Issue	Number of bonds before extension	Number of bonds after extension	Extension date
Republic of Slovenia	RS23	23 rd issue	169,045	400,000	14 Mar 2001
Republic of Slovenia	RS24	24 th issue	331,000	499,600	19 Apr 2001
Republic of Slovenia	RS25	25 th issue	318,790	800,000	5 June 2001
Republic of Slovenia	RS24	24 th issue	499,600	1,100,000	17 Oct 2001
Republic of Slovenia	RS26	26 th issue	142,000	337,647	17 Oct 2001
Republic of Slovenia	RS26	26 th issue	337,647	500,000	5 Dec 2001

FREE MARKET

SHARES

Issuer	Trading code	Type of share	Number of shares before extension	Number of shares after extension	Extension date
JATA	JMLG	common	91,322	119,602	22 Jan 2001
KD Group	SKDR	common	20,000	99,176	21 Sept 2001
Nama	NALR	common	1,907,590	2,861,310	2 Nov 2001

BONDS

Issuer	Trading code	Issue	Number of bonds before extension	Number of bonds after extension	Extension date
Slovenska odškodninska družba	SOS2	2 nd issue	5,000,000	7,000,000	8 Oct 2001

AUTHORISED INVESTMENT FUNDS

Issuer	Trading code	Type of share	Number of shares before extension	Number of shares after extension	Extension date
Maxima 1 Ljubljana	MX1N	common	93,990,312	216,646,243	5 July 2001
Modra linija, Koper	ML0N	common	33,352,848	52,986,743	6 Nov 2001

PENSION COUPONS

Issuer	Trading code	Number of shares before extension	Number of shares after extension	Extension date
Kapitalska družba	PBON	143,599,295	143,690,036	9 March 2001

REDUCED LISTING OF LONG - TERM SECURITIES IN YEAR 2001

OFFICIAL MARKET

SHARES

Issuer	Trading code	Type of share	Number of shares before reduction	Number of shares after reduction	Reduction date
NIKA	NIKN	common	479,688	186,695	13 Dec 2001

FREE MARKET

SHARES

Issuer	Trading code	Type of share	Number of shares before reduction	Number of shares after reduction	Reduction date
JATA REJA Ljubljana	JRDG	common	93,859	84,474	4 Jan 2001
Cetis	CETG	common	220,642	200,000	16 Jan 2001
VALKARTON d.d. Logatec	VLOG	common	871,157	852,097	2 Mar 2001
Kmečka družba holding	KDHR	common	1,191,382	924,969	12 July 2001
Intertrade ITS	ITSG	common	1,410,000	1,260,000	17 Sept 2001

AUTHORISED INVESTMENT FUNDS

Issuer	Trading code	Type of share	Number of shares before reduction	Number of shares after reduction	Reduction date
Mercata	MR0N	common	57,913,162	28,923,982	16 Jan 2001
Mercata 1	MR1N	common	53,753,643	26,821,153	16 Jan 2001

EXPIRED BONDS IN YEAR 2001

Issuer	Trading code	Issue	Market	Last trading day
Slovenska zadružna kmetijska banka	ZKB2	2 nd issue	official market	1 Apr 2001
Abanka	AB02	2 nd issue	official market	1 May 2001
Krekova banka	KRB1	1 st issue	official market	1 July 2001
Poštna banka Slovenije	PBS1	1 st issue	official market	1 Sept 2001
Banka Celje	BCE2	2 nd issue	official market	15 Sept 2001
Občina Laško	OLSO	1st issue	free market	1 Oct 2001
Factor banka	FB03	3 rd issue	official market	31 Oct 2001

F) LIST OF SECURITIES - DECEMBER 2001

F1) OFFICIAL MARKET (1)

CORPORATE BONDS

	Issuer	Trading code	First trading day	Nominal value of issue traded	Coupon interest rate	Maturity	Sector
1	ABANKA	AB01	8 Jan 1996	10 DEMm	10% p.a.	1996-2002	banking
2	ABANKA	AB03	14 June 1999	7 EURm	5% p.a.	1998-2005	banking
3	ABANKA	AB04	27 Dec 2000	10 EURm	6.25% p.a.	2000-2007	banking
4	ABANKA	AB05	26 Sept 2001	10 EURm	6% p.a.	2001-2006	banking
5	BANKA CELJE	BCE3	6 Mar 2000	10 EURm	6% p.a.	1999-2005	banking
6	BANKA CELJE	BCE4	9 Feb 2001	10 EURm	6% p.a.	2000-2006	banking
7	BANKA CELJE	BCE5	19 Dec 2001	10 EURm	6% p.a.	2001-2007	banking
8	BLAGOVNO TRGOVINSKI CENTER	BTC1	24 Feb 1997	34 DEMm	10.5% p.a.	1996-2008	retail, wholesale and real estate trade
9	LB BANKA ZASAVJE	BZ02	14 Jan 1997	9 DEMm	7.5% p.a.	1996-2004	banking
10	LB SB VELENJE	BV01	20 June 1997	800 SITm	7.5% p.a. + TOM	1997-2002	banking
11	KREKOVA BANKA	KRB2	14 Apr 1998	7 DEMm	7% p.a.	1997-2002	banking
12	BANKA VIPA	VP02	25 Oct 1995	4 DEMm	10% p.a.	1995-2005	banking
13	BANKA VIPA	VIP3	13 Nov 1996	5 DEMm	7.5% p.a.	1996-2006	banking
14	BANKA VIPA	VIP4	3 Dec 1997	4 DEMm	7% p.a.	1997-2007	banking
15	BANKA VIPA	VIP5	24 Dec 1998	2 EURm	6% p.a.	1998-2008	banking
16	BANKA VIPA	VIP6	6 Mar 2000	2 EURm	5.5% p.a.	1999-2009	banking
17	BANKA VIPA	VIP7	19 July 2001	2 EURm	6.2% p.a.	2001-2010	banking
18	DOLENJSKA BANKA	DB01	21 Dec 1998	900 SITm	7% p.a.+ TOM	1997-2002	banking
19	DOLENJSKA BANKA	DB02	18 Dec 1998	8.754 DEMm	6.8% p.a.	1997-2002	banking
20	FACTOR BANKA	FB01	23 May 1996	10 DEMm	9.5% p.a.	1995-2002	banking
21	HOTELI BERNARDIN	HTB1	28 June 1999	20 DEMm	8.5% p.a.	1999-2009	hotel and restaurant activities
22	NFD	NI01	21 Dec 1999	2,171.84 SITm	5.5% p.a. + TOM	1999-2006	investment consulting
23	NOVA KBM	KBM1	5 Oct 1998	15 DEMm	6% p.a.	1998-2003	banking
24	NOVA KBM	KBM2	14 Nov 2000	9 EURm	5.9% p.a.	2000-2006	banking
25	NOVA KBM	KBM3	14 Nov 2001	2,000 SITm	5.8 % p.a.+TOM	2001-2006	banking
26	NOVA KBM	KBM4	14 Nov 2001	9 EURm	6 % p.a.	2001-2006	banking
27	NOVA LJUBLJANSKA BANKA	NLB1	29 Dec 1997	2,730 SITm	6.75% p.a. + TOM	1997-2002	banking
28	NOVA LJUBLJANSKA BANKA	NLB2	29 Dec 1997	20 DEMm	7% p.a.	1997-2002	banking
29	NOVA LJUBLJANSKA BANKA	NLB3	18 July 2000	4,000 SITm	5.25% p.a. + TOM	2000-2005	banking
30	NOVA LJUBLJANSKA BANKA	NLB4	18 July 2000	5 EURm	5.65% p.a.	2000-2005	banking
31	NOVA LJUBLJANSKA BANKA	NLB5	27 Sept 2001	12 mio EUR	5.8% p.a.	2000-2005	banking
32	PROBANKA	PRB1	15 July 1996	800 SITm	6% p.a. + TOM	1995-2003	banking
33	PROBANKA	PRB2	3 Nov 1997	6 DEMm	8% p.a.	1995-2003	banking
34	SKB BANKA	SKB3	14 Mar 1997	35 DEMm	7.5% p.a.	1996-2003	banking
35	SKB BANKA	SKB4A	30 Dec 1999	3,818.2 SITm	5.25% p.a. + TOM	1999-2005	banking
36	SKB BANKA	SKB4B	30 Dec 1999	5,909 EURm	5.25% p.a.	1999-2006	banking
37	STANOVANJSKI SKLAD RS	SSR1	4 July 1996	8 DEMm	6% p.a.	1995-2010	national mortgage agency
38	STANOVANJSKI SKLAD RS	SSR2	30 June 1998	7.0965 DEMm	7.2% p.a. + TOM	1998-2008	national mortgage agency
39	SLOVENSKA ZADRUŽNA KMETIJSKA BANKA	ZBK1	10 July 1995	5 DEMm	10% p.a.	1994-2004	banking
40	SLOVENSKA ZADRUŽNA KMETIJSKA BANKA	SZB3	15 Mar 2000	2,000 SITm	5.3% p.a. + TOM	1999-2005	banking

MUNICIPAL and GOVERNMENT BONDS

	Issuer	Trading code	First trading day	Nominal value of issue traded	Coupon interest rate	Maturity	Sector
1	REPUBLIC OF SLOVENIA	RS04	6 Aug 1998	267.656 DEMm	8% p.a.	1996-2022	government bond
2	REPUBLIC OF SLOVENIA	RS08	24 Nov 1993	96.53 DEMm	5% p.a.	1993-2003	government bond
3	REPUBLIC OF SLOVENIA	RS10	14 June 1999	52,189.61 SITm	4.5% p.a. + TOM	1997-2007	government bond
4	REPUBLIC OF SLOVENIA	RS12	14 June 1999	3,032 SITm	4.5% p.a. + TOM	1997-2002	government bond
5	REPUBLIC OF SLOVENIA	RS13	14 June 1999	106.701 DEMm	5.55% p.a.	1998-2008	government bond
6	REPUBLIC OF SLOVENIA	RS14	29 Feb 2000	6,304 SITm	4% p.a. + TOM	1999-2003	government bond
7	REPUBLIC OF SLOVENIA ISSUE	RSE	29 Feb 2000	8,981.3 SITm	5.1 % p.a. + TOM	1995-2002	government bond
8	REPUBLIC OF SLOVENIA ISSUE	RSH	29 Feb 2000	8,866 SITm	5.55 % p.a. + TOM	1995-2005	government bond
9	REPUBLIC OF SLOVENIA ISSUE	RSI	23 Jan 1997	8,981.3 SITm	5.7 % p.a. + TOM	1995-2006	government bond
10	REPUBLIC OF SLOVENIA ISSUE	RS16	15 Mar 2000	6,000 SITm	4.2 % p.a. + TOM	2000-2003	government bond
11	REPUBLIC OF SLOVENIA ISSUE	RS17	15 Mar 2000	9,000 SITm	4.7 % p.a. + TOM	2000-2005	government bond
12	REPUBLIC OF SLOVENIA ISSUE	RS18	15 May 2000	50 EURm	6% p.a.	2000-2010	government bond
13	REPUBLIC OF SLOVENIA ISSUE	RS19	18 Aug 2000	6,000 SITm	4.2 % p.a. + TOM	2000-2003	government bond
14	REPUBLIC OF SLOVENIA ISSUE	RS20	12 Dec 2000	6,000 SITm	4.2% p.a. + TOM	2000-2003	government bond
15	REPUBLIC OF SLOVENIA	RS22	22 Feb 2001	8,000 SITm	4.7% p.a. + TOM	2001-2006	government bond
16	REPUBLIC OF SLOVENIA	RS23	20 Feb 2001	40 EURm	6% p.a.	2001-2011	government bond
17	REPUBLIC OF SLOVENIA	RS24	22 Mar 2001	1,100 SITm	4.2% p.a. + TOM	2001-2004	government bond
18	REPUBLIC OF SLOVENIA	RS25	3 May 2001	8,000 SITm	4.7% p.a. + TOM	2001-2006	government bond
19	REPUBLIC OF SLOVENIA	RS26	14 June 2001	33.7647 EURm	5.375% p.a.	2001-2011	government bond
20	REPUBLIC OF SLOVENIA	RS27	20 Dec 2001	4,091.5 EURm	4.7% p.a. + TOM	2001-2006	government bond
21	SLOVENSKA RAZVOJNA DRUŽBA	SKR1	3 July 1995	50 DEMm	5% p.a.	1993-2003	development fund of Republic Slovenia

TOM (abbreviation for: "temeljna obrestna mera"- base interest rate) - indexation factor, calculated as twelve month average of monthly consumer price index

F1) OFFICIAL MARKET (2)

COMMON SHARES

	Issuer	Trading code	First trading day	Nominal value of issue listed	Number of shares traded	Isin code	Sector
1	AERODROM LJUBLJANA	AELG	8 Oct 1997	1,936.229 SITm	1,936,229	SI0031103276	airport services
2	BANKA KOPER	BKP	14 Mar 2000	5,313.59 SITm	531,359	SI 002110547 1	banking
3	BLAGOVNO TRGOVINSKI CENTER BTC	BTC	4 Oct 1994	5,806.624 SITm	725,828	SI0031100504	retail, wholesale and real estate trade
4	COMET ZREČE	CHZG	2 Nov 1998	1,700.688 SITm	1,700,688	SI0031104407	grinding wheels and other non-metals production
5	DELO LJUBLJANA	DELR	13 Jan 1999	667.464 SITm	667,464	SI 003110445 6	publishing
6	DELO PRODAJA	DPRG	12 Feb 2001	593.549 SITm	593,549	SI0031107079	trade
7	DROGA PORTOROŽ	DRPG	12 June 1996	2,827.68 SITm	282,768	SI0031100256	food processing industry
8	EMONA OBALA KOPER	EOKG	7 Jan 1998	1,741.456 SITm	1,741,456	SI0031102682	commerce
9	ETOL CELJE	ETOG	21 Feb 1997	2,745.76 SITm	274,576	SI0031101338	essential oils and fragrances production
10	GEODETSKI ZAVOD SLOVENIJE	GZRG	8 Jan 2001	379.820 SITm	379,820	SI0031110339	surveying and cartography
11	GORENJE VELENJE	GRVG	10 Nov 2000 official market (2 June 1998 free market)	12,200 SITm	12,200,000	SI0031104076	household appliances
12	GRADBENO PODJETJE GROSUPLJE	GPG	23 Dec 1994	19,941.1 SITm	199,411	SI0031100728	construction industry
13	INTEREUROPA KOPER	IEKG	12 Jan 1998	7,210.7 SITm	7,210,700	SI0031100090	retail trade
14	ISTRABENZ KOPER	ITBG	16 June 1997	5,180 SITm	5,180,000	SI0031102070	holding companies management
15	KOMPAS MTS	MTSG	8 Dec 2000	3,526.714 SITm	3,526,714	SI0031103706	catering service, border-crossing and tourist services
16	KOLINSKA LJUBLJANA	KOLR	8 Jan 1996	3,166.992 SITm	3,166,992	SI0031100058	food processing industry
17	KOLONIALE VELETRGOVINA MARIBOR	KLMG	30 July 1999	650.516 SITm	650,516	SI 003110515 6	domestic market food and non food products wholesale
18	KRKA TOVARNA ZDRAVIL NOVO MESTO	KRKG	4 Nov 1997	14,170.448 SITm	3,542,612	SI0031102120	pharmaceutical & chemical industry
19	LEK LJUBLJANA	LEKA	11 Sep 1996	10,743.738 SITm	1,790,623	SI0031100645	pharmaceuticals
20	LUKA KOPER	LKPG	20 Nov 1996	7,140 SITm	7,140,000	SI0031101346	transport
21	MERCATOR LJUBLJANA	MELR	22 Dec 1997	32,085.04 SITm	3,208,504	SI0031100082	commerce industry, agriculture
22	MERKUR KRANJ	MER	30 Nov 1998	91,258.5 SITm	912,585	SI0031104639	wholesale and retail trade
23	MLINOTEST AJDOVŠČINA	MAJG	3 Apr 2000	2,389.177 SITm	2,389,177	SI 003110820 0	food processing industry
24	NIKA BREŽICE	NIKA	23 June 1992	479.688 SITm	479,688	SI0031100793	financial consultancy and services
25	PETROL LJUBLJANA	PETG	5 May 1997	12,517.806 SITm	2,086,301	SI0031102153	crude-oil and gas trade
26	PIVOVARNA LAŠKO	PILR	1 Feb 2000	6,363.405 SITm	6,363,405	SI 003110741 8	brewery
27	PIVOVARNA UNION	PULG	6 Mar 2000	4,511.14 SITm	451,114	SI 003110907 5	brewery and soft drinks
28	RADENSKA RADENCI	RARG	3 Apr 1997	5,061.856 SITm	5,061,856	SI0031102302	health resort
29	SALUS LJUBLJANA	SALS	16 Jan 1992	124.97 SITm	124,970	SI 003110568 5	full-line pharmaceutical wholesale
30	SAVA KRANJ	SAVA	6 Jan 2000	17,209.87 SITm	1,720,987	SI0031108457	chemicals
31	SKB BANKA	SKBB	19 Nov 1991	12,649.2 SITm	12,649,200	SI0021100670	banking
32	TEHNOUNION LJUBLJANA	TEHG	26 Nov 1998	840.05 SITm	84,005	SI0031100025	sales agent and marketing of motor vehicles
33	TERME ČATEŽ	TCRG	26 Aug 1993	2,699.886 SITm	449,981	SI0031100637	health resort
34	ZDRAVILIŠČE MORAVSKE TOPLICE	ZMTG	25 Sep 1997	2,861.843 SITm	2,861,843	SI0031103250	health resort
35	ŽIVILA KRANJ	ZKNG	15 May 2000	3,199.97 SITm	319,997	SI 003110678 2	trade and catering industry
36	ŽITO LJUBLJANA	ZTOG	20 Mar 2000	3,487.65 SITm	348,765	SI 003110844 0	flour, bread, pasta and sweets production

PREFERRED SHARES

	Issuer	Trading code	First trading day	Nominal value of issue listed	Number of shares traded	Isin code	Sector
1	LEK LJUBLJANA	LEKB	6 May 1999	832.920 SITm	138,820	SI 003120027 0	pharmaceuticals
2	PROBANKA MARIBOR	PRBP	30 Mar 1993	400 SITm	400,000	SI 002120040 5	banking
3	VIPA BANKA	VPPP	28 June 1994	350 SITm	17,500	SI 002120031 4	banking

F2) FREE MARKET (1)

CORPORATE BONDS

	Issuer	Trading code	First trading day	Nominal value of issue traded	Interest rate	Maturity	Sector
1	AUTOCOMMERCE LJUBLJANA	ACL1	15 Dec 1997	22.3 DEMm	8% p.a.	1997-2006	foreign and domestic trade, service and production
2	BANKA KOPER	BKP2	2 Dec 1998	3 USDm	LIBOR + 0.5% p.a.	1997 - 2002	banking
3	BANKA KOPER	BKP3	5 Jan 2000	5 EURm	5% p.a.	1999-2004	banking
4	BANKA KOPER	BKP4	21 Dec 2000	2,000 SITm	6% p.a. + TOM	2000-2005	banking
5	KD INVESTMENTS	KD01	24 July 1996	8 DEMm	10% p.a.	1996-2006	investment
6	PROBANKA	PRB4	15 Mar 2000	5 DEMm	5.5% p.a.	1999-2007	banking
7	UBK BANKA	UBKK1	5 Jan 1995	6 DEMm	8.5% floating rate	1994-2004	banking
8	BANKA VIPA	VP01	5 Jan 1995	2 DEMm	10% p.a.	1994-2004	banking
9	POTEZA	BDP2	13 Dec 1999	1.5 EURm	7.5% p.a.	1999-2004	brokerage house
10	SI.MOBIL	SM01	24 Sep 1999	5 DEMm	6% p.a.	1999-2006	telecommunication
11	SIP STROJNA OPREMA	SIP1A	19 June 2000	6.5 DEMm	6% p.a.	1999-2009	production of tractors and other agricultural, forestry and cultivation machinery
12	SIP STROJNA OPREMA	SIP1B	19 June 2000	3.45 DEMm	6% p.a.	1999-2009	production of tractors and other agricultural, forestry and cultivation machinery

* floating interest rate calculated as an average annual interest rate of long-term government bonds denominated in DEM

MUNICIPAL and GOVERNMENT BONDS

	Issuer	Trading code	First trading day	Nominal value of issue traded	Coupon interest rate	Maturity	Sector
1	COMMUNITY OF ŠMARJE PRI JELŠAH	OSMO	5 Jan 1995	10 DEMm	10% p.a.	1992-2002	municipal bond
2	SLOVENSKA ODŠKODNINSKA DRUŽBA	SOS2	7 Apr 1997	700 DEMm	6% p.a.	1996-2004	meeting commitments deriving from denationalisation process
3	STANOVANJSKI SKLAD RS	SSR3	8 May 2001	2,000 SITm	6.1% p.a.+ TOM	2001-2011	national mortgage agency

TOM (abbreviation for: "temeljna obrestna mera"- base interest rate) - indexation factor calculated as twelve month average of monthly consumer price index

F2) FREE MARKET (2)

COMMON SHARES

	Issuer	Trading code	First trading day	Nominal value of issue listed	Number of shares traded	Isin code	Sector
1	AGROKOMBINAT MARIBOR	AKMG	24 Sep 1999	403.808 SITm	403,808	SI 003110433 2	retail, fooder production for livestock, meat and milk products, granary services
2	AKTIVA AVANT	AAFR	16 Aug 2001	4,814.478 SITm	4,814,478	SI0021110620	holding companies management
3	ALPDOM RADOVLJICA	ALDG	7 Apr 2000	47.816 SITm	47,816	SI 003110938 0	real estate and residence management and sale, business engineering
4	ALPETOUR POTOVALNA AGENCIJA ŠKOFJA LOKA	APAG	2 Aug 2000	526.084 SITm	263,042	SI0031109893	passengers transportat
5	AVANT HOLDING LJUBLJANA	AVHR	14 Apr 2000	706.855 SITm	706,855	SI 003110948 9	holding companies management, enterprise and business consulting, market research and operating with fixed property
6	AVTO CELJE	AVCG	4 Feb 1997	418.077 SITm	418,077	SI0031102112	and operating with fixed property car sale and repair services
7	AVTOPREVOZNIŠTVO IN SERVISI VELENJE	ASVG	1 Sep 1997	308.696 SITm	308,696	SI0031103151	transport company
8	BELINKA HOLDING LJUBLJANA	BELG	19 Oct 2000	2,702.532 SITm	2,702,532	SI 003110216 1	holding companies management
9	BOHOR ŽAGA IN FURNIRNICA ŠENTJUR	BFUG	18 June 1997	209.170 SITm	209,170	SI0031102757	sawmill and veneer production
10	CAPITA LJUBLJANA	CAP1	5 Sep 1997	582.021 SITm	582,021	SI0021100035	holding companies management
11	CEMENTARNA TRBOVLJE	CTRG	29 May 2000	1.766 SITm	176,600	SI 003110962 0	cement production
12	CERTIUS HOLDING	CERR	15 Jan 2001	1,875.377 SITm	1,875,377	SI0031110446	holding companies management
13	CETIS CELJE	CETG	10 Mar 1997	2,400 SITm	200,000	SI0031100843	paper industry and graphics
14	CINKARNA CELJE	CICG	6 Mar 1998	4,874.862 SITm	812,477	SI0031103805	metallurgic and chemical industry
15	CM CELJE	CEMG	1 Mar 2001	643.570 SITm	64,357	SI0031109885	design, construction and reconstruction of roads, highways and other traffic areas
16	COLOR MEDVODE	COMG	15 Jan 1998	1,607.402 SITm	803,701	SI0031103607	resin, colours and varnish industry
17	CREINA KRANJ	CRKG	21 Feb 2000	194.376 SITm	48,594	SI 003110915 8	production and wholesale of agricultural and industrial machines and gadgats
18	DADAS MARIBOR	DAD	16 Sep 1997	125.28 SITm	31,320	SI0031100769	financial consultancy and services
19	DANA MIRNA	DMRG	7 June 1999	356.128 SITm	356,128	SI 003110520 6	secondary industry of fruit processing and production of alcohol and non-alcohol drinks
20	DOM SMREKA	DSMG	21 Sep 1999	406.199 SITm	406,199	SI 003110725 1	retail of construction material, heating and wood
21	DRAVINJSKI DOM SLOVENSKE KONJICE	DSKG	19 May 2000	216.56 SITm	216,560	SI 003110958 8	wholesale and retail of food and non-food products
22	DZS LJUBLJANA	DZS	12 May 1999	1,429.368 SITm	1,429,368	SI 003110527 1	publishing and trading
23	EGOLEŠ ŠKOFJA LOKA	GKRG	17 Sep 1999	258.3 SITm	258,300	SI 003110714 5	forest management and sale of wood products
24	ELMO LJUBLJANA	IELG	22 Feb 2001	708 SITm	708,000	SI0031110263	electrical installations
25	EMONA KRMILA LJUBLJANA	EMKG	26 Sep 2000	322.32 SITm	26,860	SI0031100397	fooder production and retail for livestock
26	FRUCTAL AJDOVŠČINA	FRAG	6 Jan 1998	2,504.151 SITm	2,504,151	SI0031103599	food-processing industry
27	GEA COLLEGE LJUBLJANA	GEAR	5 Jan 1995	147.885 SITm	147,885	SI0031100801	consulting
28	GEA TOVARNA OLJA SLOV.BISTRICA	GSBG	30 June 1996	660.348 SITm	660,348	SI0031101296	oil - producing industry
29	GRAD PRESTRANEK	GDPR	1 Feb 2000	345.88 SITm	43,235	SI 003110898 6	revitalisation and renewal of the Prestranek estate; catering and tourist activities; horse breeding
30	GRADIS GP LJUBLJANA	GLJG	12 July 1999	609.5 SITm	304,750	SI 003110393 8	construction
31	GRAND HOTEL UNION LJUBLJANA	GHUG	5 Jan 2000	1,814.613 SITm	1,814,613	SI 003110865 5	hotel industry
32	GORENJSKI TISK KRANJ	GTKG	19 Sep 1996	960.176 SITm	960,176	SI 003110119 7	graphics services
33	GORIŠKE OPEKARNE RENČE	GORG	8 Mar 1999	392.725 SITm	392,725	SI0031104993	production of different clay brick products
34	GOZDNO GOSPODARSTVO BLEJ	GGBG	27 Dec 1999	611.9 SITm	611,900	SI 003110737 6	forest management
35	GOZDNO GOSPODARSTVO POSTOJNA	GZPG	30 June 1999	489.52 SITm	489,520	SI 003110571 9	forest management and sale of wood products
36	PPC GORENJSKI SEJEM KRANJ	GSKG	29 Apr 1999	336.091 SITm	336,091	SI 003110511 5	exhibition, fair and congress organisation
37	HELIOS DOMŽALE	HDGO	19 Sep 1996	2,198.61 SITm	219,861	SI0031101148	intermediary on fuel, mine sector
38	HIDROTEHNIK LJUBLJANA	VHLG	5 July 1999	330.034 SITm	330,034	SI 003110551 1	building industry and protection against flood damage
39	HIPOTEKARNA BANKA BREŽICE	HBR	14 Dec 1998	600 SITm	300,000	SI0021100746	banking
40	HOTELI PALACE PORTOROŽ	PALG	7 Oct 1997	2,346.102 SITm	2,346,102	SI0031103300	hotel industry
41	IMP ČRPALKE	ICRG	9 Sep 1998	333.034 SITm	333,034	SI0031104340	production of pumps
42	INLES RIBNICA	IHPG	8 Oct 1999	1,111.050 SITm	555,525	SI 003110745 9	production of furniture
43	INTARA LJUBLJANA	INTR	5 Jan 1995	101 SITm	101,000	SI0031101148	brokerage house
44	INTEGRAL JESENICE	INJG	14 Sep 1999	243.784 SITm	243,784	SI 003110708 7	merchandise and passenger transport, motor vehicle service and repairs
45	INTERTRADE ITA LJUBLJANA	INTR	20 Oct 1997	695.31 SITm	69,531	SI0031103334	mechanical engineering representative
46	INTERTRADE ITS LJUBLJANA	ITSG	24 Apr 1998	1,260 SITm	1,260,000	SI0031103946	information and computer service
47	INTES MARIBOR	IMTG	9 Mar 2000	549.982 SITm	549,982	SI 003110920 8	cereal processing and production of farinaceous food
48	JADRAN SEŽANA	JASG	23 Sep 1996	226.334 SITm	226,334	SI0031101544	commerce industry
49	JATA LJUBLJANA	JMLG	23 Sep 1996	1,196.02 SITm	119,602	SI0031101536	production and processing of poultry meat
50	JATA REJA LJUBLJANA	JRDG	24 Mar 1997	844.74 SITm	84,474	SI0031102492	poultry breeding
51	JAVOR PIVKA	JPIG	13 Nov 2000	1,194.7 SITm	1,194,700	SI0031109109	production of plywood, bound and layer wood, fibre and other slabs
52	JELEN SLOVENSKE KONJICE	JESG	29 Nov 1999	50.849 SITm	50,849	SI 003110430 8	restaurant & hotel capacities
53	JUTEKS ŽALEC	JTKG	2 Nov 1999	641.432 SITm	641,432	SI 003110786 3	carpet production on various linings
54	KEMA PUČONCI	KEPG	17 Dec 1998	217.346 SITm	217,346	SI 003110420 9	production of special buildingmaterials
55	KOVINOTEHNA CELJE	KCEG	17 Jul 1996 (5 Nov 2001 free market)	4,124.504 SITm	4,124,504	SI0031100157	iron and nonferrous metals production - wholesale trade, retail trade
56	KLASJE CELJE	KLKG	2 July 1999	734.716 SITm	734,716	SI 0031105487	bread, pastries and sweets production
57	KMETIJSKI KOMBINAT PTUJ	KMPG	27 Oct 1998	2,531.109 SITm	2,531,109	SI0031104563	agriculture and meat products
58	KD HOLDING	KDHR	5 Feb 2001	7,399.752 SITm	924,969	SI0031110461	holding companies management
59	KD INVESTMENTS	KDZR	3 Aug 1998	160 SITm	20,000	SI0021103890	investments
60	KOMPAS HOTELI KRANJSKA GORA	KHKG	31 May 1996	1,627 SITm	162,700	SI0031100520	tourism, hotel industry
61	KS-1 NALOŽBE	KSNR	10 Aug 2001	417.8783 SITm	4,178,783	SI0021110893	holding companies management
62	KOŠAKI TMI MARIBOR	TKMG	11 Oct 1999	432.36 SITm	43,236	SI 003110424 1	secondary meat industry and production of meat products
63	KRUH PECIVO MARIBOR	KPEG	2 July 1997	555.934 SITm	555,934	SI0031102955	bread and pastries production
64	LESNINA EMMI SLOV.BISTRICA	LSBG	8 May 1996	684.037 SITm	684,037	SI0031100355	aluminium and wood production

F2) FREE MARKET (3)

COMMON SHARES

	Issuer	Trading code	First trading day	Nominal value of issue listed	Number of shares traded	Isin code	Sector
65	LIP BLEED	LLBG	12 Jan 2000	2,155,899 SITm	2,155,899	SI 003110871 3	wood manufacturing
66	LIV POSTOJNA	LIVG	16 Nov 1999	1,616 SITm	161,600	SI 003110796 2	production of vacuum cleaners, plastic tubes and fittings, bicycles, hydraulic elevators and concrete mixers
67	LIZ INŽENIRING LJUBLJANA	LIZG	11 Mar 1999	188,677 SITm	188,677	SI 003110371 4	consulting and engineering in object construction
68	MARINA PORTOROŽ	MAPG	19 Sep 1996	627,864 SITm	313,932	SI0031100587	nautical and hotel industry
69	OLJARICA KRANJ	MOKG	27 Jan 1999	704.04 SITm	70,404	SI 003110201 3	production of cooking oil
70	MEDALJON MARIBOR	MEDR	12 Oct 1999	1,734 SITm	1,734,000	SI 003110691 5	management of holding companies, business operations of own real estate and renting own real estate
71	MEDVEŠEK PUŠNIK LJUBLJANA	MPL	12 Dec 1997	160 SITm	80,000	SI0021103245	financial consulting
72	MELAMIN KOČEVJE	MKOG	23 Sep 1996	466,489 SITm	466,489	SI003110201	chemical industry
73	MERCATA HOLDING	MEHR	30 Jan 2001	2,898,918 SITm	2,898,918	SI0031110065	holding companies management
74	MERCATA 1 HOLDING	MHLR	30 Jan 2001	2,693,249 SITm	2,693,249	SI0031110073	holding companies management
75	MESNA INDUSTRIJA PRIMORSKE	MIPG	19 June 2000	1,478,742 SITm	1,478,742	SI 003110969 5	meat processing industry; wholesale and retail trade with provisions
76	MITOL SEŽANA	MISG	15 May 1997	770,509 SITm	770,509	SI0031102716	production and sale of adhesive substances and resinous compound
77	MLADINSKA KNJIGA TISKARNA LJUBLJANA	MKTG	11 Oct 1999	1,039.54 SITm	103,954	SI 003110094 2	printing, publishing, retail and wholesale
78	MURALES LJUTOMER	MULG	2 Mar 2001	322,045 SITm	322,045	SI0031107780	production of wood furniture
79	MLAJ ZADOBROVA	MTZG	20 June 2001	67,062 SITm	67,062	SI0031110479	wood manufacturing
80	NAMA LJUBLJANA	NALG	20 Dec 1999	2,861.31 SITm	2,861,310	SI 003110269 0	retail trade and renting of business premises
81	NIKO ŽELEZNIKI	NKPG	17 Sep 1999	358.75 SITm	35,875	SI 003110717 8	office material, industrial paper-clips, electromagnets and other metal mechanisms production
82	NOVOLIT NOVA VAS	NNVG	6 Jan 1997	224,298 SITm	224,298	SI0031101684	production of building material used for construction elements
83	PINUS RAČE	PIRG	13 June 1996	1,482.03 SITm	148,203	SI0031100371	chemical industry
84	PLAMA PUR	POPG	6 Dec 1999	686,798 SITm	686,798	SI 003110822 6	production and refashioning of poliuretanic (plastic) foams
85	POM-INVEST	POIR	19 Oct 2001	2,241,983 SITm	2,241,983	SI0021110984	holding companies management
86	POTROŠNIK CELJE	POCG	12 Nov 1997	614,973 SITm	614,973	SI0031103425	retail trade
87	PULSAR HOLDING	PLHR	13 Aug 2001	939,319 SITm	939,319	SI0021110901	holding companies management
88	VELETRGOVINA POTROŠNIK MS	POMG	14 Jan 1999	777,581 SITm	777,581	SI 003110486 0	wholesale and retail trade
89	RAZVOJNA DRUŽBA LJUBLJANA	RDRO	5 Jan 1995	219.48 SITm	21,948	SI0031100751	consulting
90	RTC KRVAVEC	RKRG	17 Oct 1997	411,468 SITm	205,734	SI0031103284	transport of passengers, goods and various loads
91	RUDIS TRBOVLJE	RUTG	13 Sep 1996	516,996 SITm	516,996	SI0031100900	construction industry
92	SATURNUS AVTOOPREMA LJUBLJANA	SAAG	14 Apr 1997	966,122 SITm	483,061	SI0031102542	motorvehicles light equipment industry
93	SATURNUS EMBALAŽA LJUBLJANA	SELG	3 Nov 1997	840.64 SITm	84,064	SI0031103383	production of package
94	SAVINJA MOZIRJE	MSGM	21 Sep 1999	105.78 SITm	105,780	SI 003110685 7	retail of food and non-food provisions
95	SIJAJ HRASTNIK	SIHG	7 Oct 1999	268.8 SITm	26,880	SI 003110742 6	production of decorative lights and metal products
96	KD GROUP	SKDR	21 Dec 2000	198,352 SITm	99,176	SI0031110164	holding companies management
97	SLOVENIJALES LJUBLJANA	SLLG	8 May 1996	3,037.77 SITm	303,777	SI0031100405	commerce, engineering, representation
98	SVILA MARIBOR	SVMG	17 Jan 1997	1,263,478 SITm	1,263,478	SI0031102096	textile industry
99	SVILANIT KAMNIK	SKAG	14 Apr 1997	816,974 SITm	408,487	SI0031102450	textile industry
100	TEKSTINA AJDOVŠČINA	TEAG	12 Feb 1997	1,127,293 SITm	1,127,293	SI031102211	textile industry
101	TOPLICE DOBRNA	ZDDG	5 July 1999	682.01 SITm	682,010	SI031105396	medical services, tourist and hotel trade
102	TOSAMA DOMŽALE	TODG	13 Sep 1996	2,956.7 SITm	295,670	SI0031101361	sanitary material production
103	TOTRA PLASTIKA LJUBLJANA	TOPG	24 Nov 1997	227,809 SITm	227,809	SI0031103458	plastic products industry
104	TOVARNA SLADKORJA ORMOŽ	TSOR	12 Apr 1996	4,971.63 SITm	497,163	SI0031100207	sugar production
105	TUS KO-SI SLOVENJ GRADEC	TUKG	9 Mar 2000	229,456 SITm	229,456	SI 003110924 0	production of non-woven materials
106	TUB SWATY MARIBOR	TUBG	30 Dec 1997	1,155.76 SITm	288,940	SI0031103441	production and trade of knife grinders
107	UNITAS LJUBLJANA	USLG	26 Nov 1998	145.115 SITm	145,115	SI0031104670	production of sanitary, water and gas fittings
108	UPIMO GROUP LJUBLJANA	UPGR	9 July 19997	215 SITm	215,000	SI0021102668	counseling services on trading and marketing and financial engineering
109	VALKARTON LOGATEC	VLOG	26 Jun 1997	852,097 SITm	852,097	SI0031102310	cardboard production
110	ZASAVSKI RAČUNSKI CENTER TRBOVLJE	ZRCG	27 Dec 1999	43,466 SITm	43,466	SI 003110856 4	consultancy engineering, electronic data processing, sale of software products
111	ZDRAVILIŠČE ROGAŠKA	RGS	11 Feb 1999	891,864 SITm	891,864	SI0031104894	health resort
112	ŽR - MONTER DRAVOGRAD	ZMDG	17 Sep 1999	275,835 SITm	275,835	SI 003110696 4	management of investment portfolios of subsidiaries

PREFERRED SHARES

	Issuer	Trading code	First trading day	Nominal value of issue listed	Number of shares traded	Isin code	Sector
1	HIPOTEKARNA BANKA BREŽICE	HBP	14 Dec 1998	159 SITm	79,500	SI0021200074	banking
2	KOVINOTEHNA CELJE	KCEU	17 Jul 1996 (5 Nov 2001 free market)	527,955 SITm	527,955	SI 003120001 5	iron and nonferrous metals production - wholesale trade, retail trade
3	KD HOLDING	KDHP	18 July 2001	2,131,304 SITm	266,413	SI0031200502	holding companies management
4	PRIMOFIN MARIBOR	PFNP	22 Sep 1997	500 SITm	10,000	SI0031200106	financial consultancy
5	ZDRAVILIŠČE ROGAŠKA	RGP	11 Feb 1999	55,636 SITm	27,818	SI0031200288	health resort

F2) FREE MARKET (4)

AUTHORISED INVESTMENT FUNDS

	Issuer	Trading code	First trading day	Nominal value of issue listed	Number of shares traded	Isin code	Sector
1	PID AKTIVA AVANT I LJUBLJANA	AAPR	22 Aug 2001	2,952.004 SITm	29,520,040	SI 00211063 8	authorised investment fund
2	ARKADA ENA LJUBLJANA	AR1N	14 Dec 1998	3,021.073 SITm	30,210,725	SI 002110579 4	authorised investment fund
3	ARKADA DVA LJUBLJANA	AR2N	14 Dec 1998	2,008.723 SITm	20,087,233	SI 002110580 2	authorised investment fund
4	ARKADA TRI LJUBLJANA	AR3N	9 Feb 1999	2,013.547 SITm	20,135,474	SI 002110581 0	authorised investment fund
5	ATENA 1.SKLAD LJUBLJANA	AT1N	12 Oct 1998	29,710.716 SITm	297,107,158	SI 002110582 8	authorised investment fund
6	CAPINVEST 2 LJUBLJANA	CAPN	24 Dec 1998	587.69 SITm	5,876,900	SI 002110622 2	authorised investment fund
7	INFOND ZLAT MARIBOR	IZON	29 June 1998	33,685.471 SITm	336,854,710	SI 002110586 9	authorised investment fund
8	KOMPAS SKLAD 2	KS2N	23 Jan 1998	4,429.324 SITm	44,293,242	SI 002110621 4	authorised investment fund
9	KOMPAS SKLAD 4	KS4N	29 Apr 1999	4,163.38 SITm	41,633,800	SI 002110588 5	authorised investment fund
10	KRONA KRONA	KRON	8 Dec 1998	1,287.162 SITm	12,871,618	SI 002110589 3	authorised investment fund
11	KRONA SENIOR	SNON	8 Dec 1998	7,317.043 SITm	73,170,428	SI 002110590 1	authorised investment fund
12	MAKSIMA 1 LJUBLJANA	MX1N	16 Nov 1998	21,664.6243 SITm	216,646,243	SI 002110593 5	authorised investment fund
13	MERCATA LJUBLJANA	MRON	31 Aug 1998	2,892.3982 SITm	28,923,982	SI 002110598 4	authorised investment fund
14	MERCATA 1 LJUBLJANA	MR1N	31 Aug 1998	2,682.1153 SITm	26,821,153	SI 002110599 2	authorised investment fund
15	MODRA LINIJA KOPER	MLON	7 Apr 1998	5,298.6743 SITm	52,986,743	SI 002110596 8	authorised investment fund
18	NACIONALNA FINANČNA DRUŽBA 1	NF1N	26 Oct 1998	15,833.012 SITm	160,580,300	SI 002110600 8	authorised investment fund
19	NACIONALNA FINANČNA DRUŽBA 2	NF2N	2 July 1999	29,137.966 SITm	291,379,659	SI 002110601 6	authorised investment fund
20	NIKA PID	NKON	24 Apr 1998	3,257.470 SITm	32,574,698	SI 002110602 4	authorised investment fund
21	NIKA PID 1	NK1N	24 Apr 1998	3,091.110 SITm	30,911,102	SI 002110603 2	authorised investment fund
22	NIKA PID 2	NK2N	24 Apr 1998	1,255.587 SITm	12,555,868	SI 002110604 0	authorised investment fund
23	PID KMEČKA DRUŽBA	KDPN	9 Feb 2001	9,591.3558 SITm	95,913,558	SI 002111023 2	authorised investment fund
24	ID KMEČKA DRUŽBA	KDIN	9 Feb 2001	9,204.6145 SITm	92,046,145	SI 002111023 2	authorised investment fund
25	PLOD LJUBLJANA	PDON	24 Sep 1999	1,047.802 SITm	10,478,017	SI 002110605 7	authorised investment fund
26	POMURSKA INV.DRUŽBA 1	PM1N	9 Nov 1998	3,592.394 SITm	35,923,940	SI 002110606 5	authorised investment fund
27	POOBLAŠČENA POMURSKA INV. DRUŽBA	PPIR	26 Oct 2001	2,296.74 SITm	22,967,400	SI 002111099 2	authorised investment fund
28	SETEV LJUBLJANA	ST1N	24 Sep 1999	1,540.537 SITm	15,405,373	SI 002110609 9	authorised investment fund
29	TRDNJAVA VELENJE	TRON	14 June 1999	2,593.276 SITm	25,932,762	SI 002110612 3	authorised investment fund
30	TRDNJAVA I VELENJE	TR1N	5 July 1999	891.79 SITm	8,917,902	SI 002110613 1	authorised investment fund
31	TRGATEV LJUBLJANA	GTON	24 Sep 1999	1,758.58 SITm	17,585,800	SI 002110619 8	authorised investment fund
32	TRIGLAV STEBER I	TG1N	2 Nov 1998	14,545.899 SITm	147,487,470	SI 002110610 7	authorised investment fund
33	TRIGLAV STEBER II	TG2N	14 June 1999	19,541.255 SITm	195,412,551	SI 002110611 5	authorised investment fund
34	VIPA INVEST NANOS	VNON	16 Mar 1998	3,309.69 SITm	33,096,900	SI 002110614 9	authorised investment fund
35	VIPA INVEST SOČA	VSON	31 May 1999	7,117.122 SITm	71,171,215	SI 002110615 6	authorised investment fund
36	VIZIJA DPB NOVO MESTO	VZON	29 June 1998	4,407.463 SITm	44,074,632	SI 002110616 4	authorised investment fund
37	ZLATA MONETA I MARIBOR	ZM1N	31 Mar 1999	6,638.43 SITm	68,297,800	SI 002110617 2	authorised investment fund
38	ZLATA MONETA II MARIBOR	ZM2N	31 Mar 1999	8,233.376 SITm	82,333,757	SI 002110618 0	authorised investment fund
39	ZVON DVA MARIBOR	ZV2N	7 June 1999	14,122.471 SITm	141,224,712	SI 002110592 7	authorised investment fund
40	ZVON ENA MARIBOR	ZV1N	7 Dec 1998	13,461.31 SITm	137,974,360	SI 002110591 9	authorised investment fund

PENSION COUPONS

	Issuer	Trading code	First trading day	Nominal value of issue listed	Number of shares traded	Isin code	Sector
1	PENSION COUPONS	PBON	1 Oct 1999	13,735.154 SITm	137,351,538	SI 002990032 9	creating supplementary pension means and invalid insurance