



MONTHLY STATISTICS LJUBLJANA STOCK EXCHANGE

January 2002

Year VIII, No. 1/02

TURNOVER

Market	Turnover (in EUR)	Volume in pieces	Number of bargains
Official market	23,391	2,124,362	14,789
Shares	17,961	1,735,099	14,395
Bonds	5,430	389,263	394
Free market	6,646	55,955,748	17,987
Shares	2,127	956,223	3,115
Bonds	1,504	165,289	558
Authorised inv.funds	2,715	50,201,772	12,475
Pension coupons	300	4,632,464	1,839
Short-term securities	0	0	0
Total	30,038	58,080,110	32,776

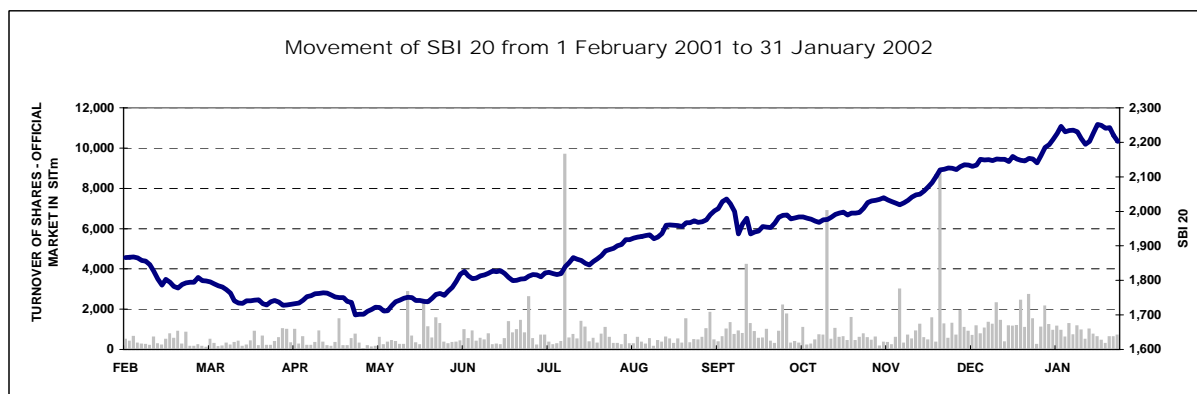
MARKET SIZE

Market	Market capitalisation (in EURm)	Number of securities	Number of issuers
Official market	1,033,481	103	57
Shares	712,845	39	38
Bonds	320,636	64	19
Free market	411,422	169	161
Shares	160,687	116	112
Bonds	76,022	15	11
Inv.funds	167,115	37	37
Pension coupons	7,598	1	1
Total	1,444,902	272	218
Short-term securities	-	12	1

NOMINAL RETURN

STOCK EXCHANGE INDICES	Nominal return in January 2002
Slovenian stock exchange index (SBI 20)	2.39%
Nonweighted slovenian stock exchange index (SBI 20NT)	3.18%
Free market index (IPT)	5.32%
Investment fund index (PIX)	2.69%
Bond index (BIO)	-0.75%

INDUSTRIAL SECTOR INDICES	Nominal return in January 2002
Food and beverages	-2.15%
Pharmaceuticals	-0.35%
Chemicals	9.09%
Oil and gas	4.95%
Transport	4.71%
Trade	6.90%





ISSUER

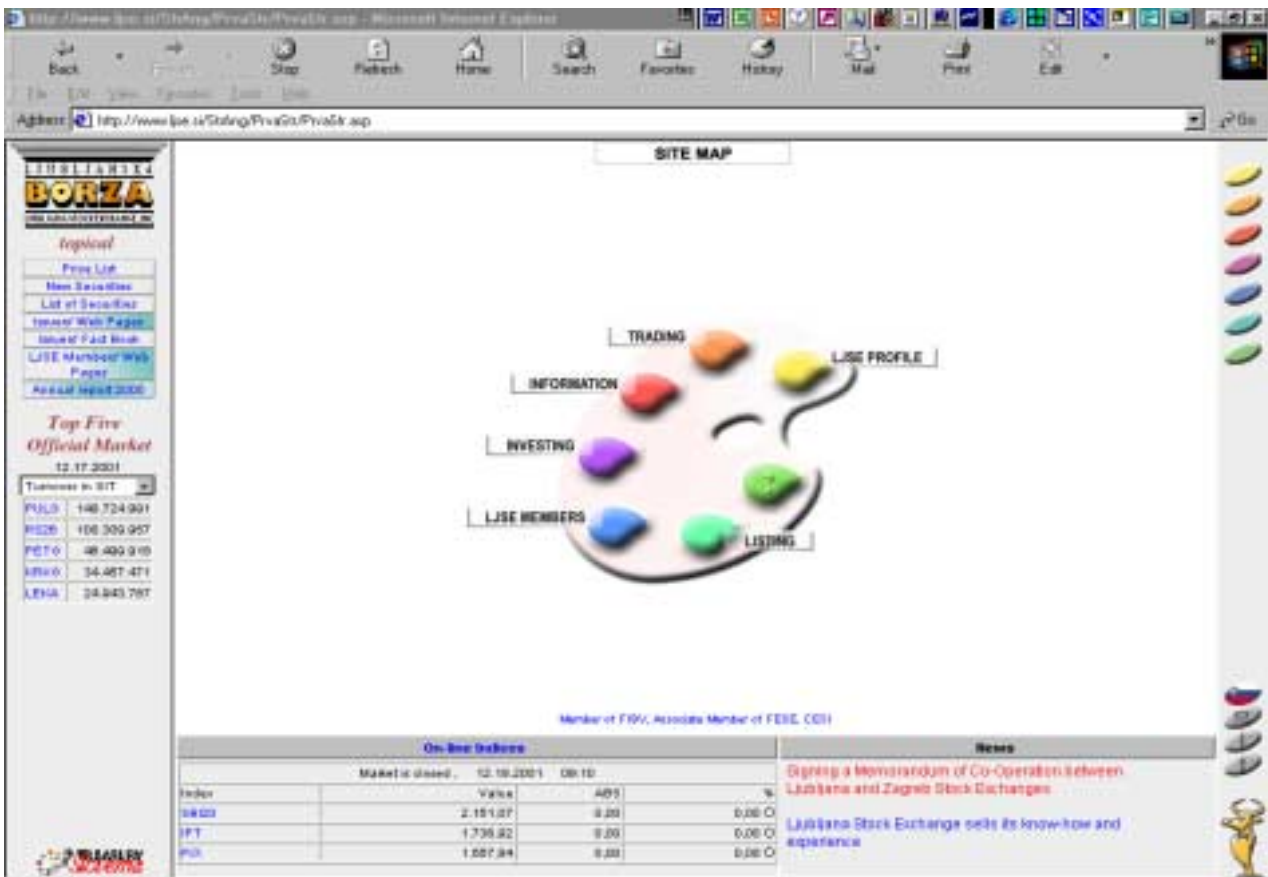
Ljubljana Stock Exchange Inc.
Slovenska 56
1000 Ljubljana

INFORMATIONS

E-mail:	info@ljse.si
Phone:	386 1 47-10-211 386 1 47-10-205
Contact persons:	Simon Mastnak, Ksenija Zver

STATISTICS ON WEB:

http://www.ljse.si/StrAng/Trading/Menu/tr_dpl.htm



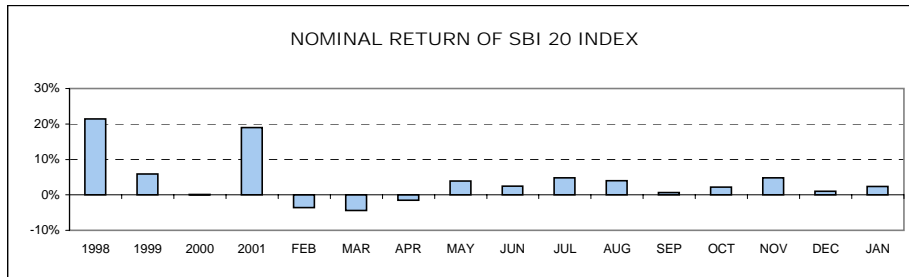
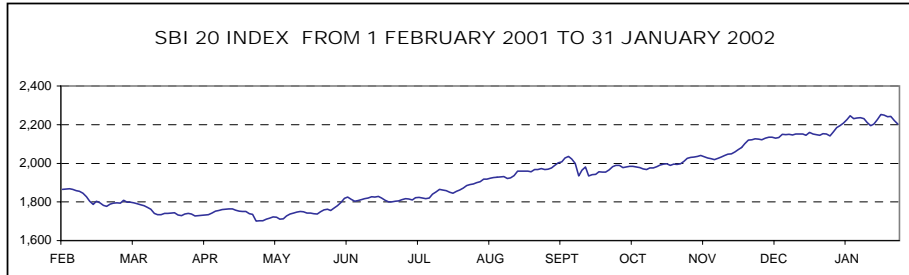
INDEX

	Page
A) STOCK EXCHANGE INDICES	1
B) NUMBER OF ISSUERS, TRADED SECURITIES AND MEMBERS	4
C) TURNOVER	5
C1) Monthly turnover by securities on official market	5
C2) Monthly turnover by securities on free market	7
C3) Most traded securities in last month	12
C4) Turnover by LJSE members	13
C5) Turnover in years 2000 and 2002	14
D) MARKET CAPITALISATION	16
D1) Market capitalisation of shares	17
D2) Market capitalisation of bonds	20
D3) Market capitalisation of authorised investment funds	22
E) OTHER	23
E1) Indicators (shares on official market)	23
E2) Record values	24
E3) New listed securities and changes in year 2001	25
F) LIST OF SECURITIES	26
F1) Official market	26
F2) Free market	28

A) STOCK EXCHANGE INDICES

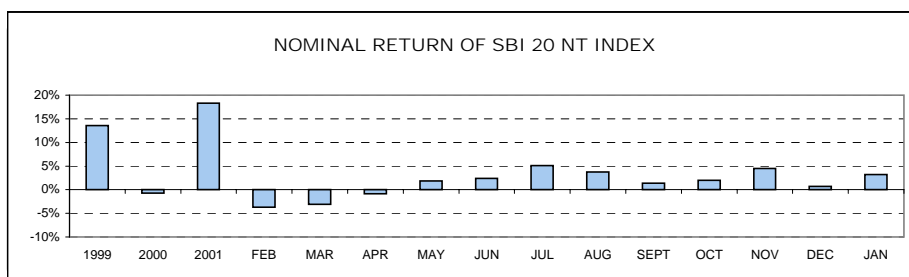
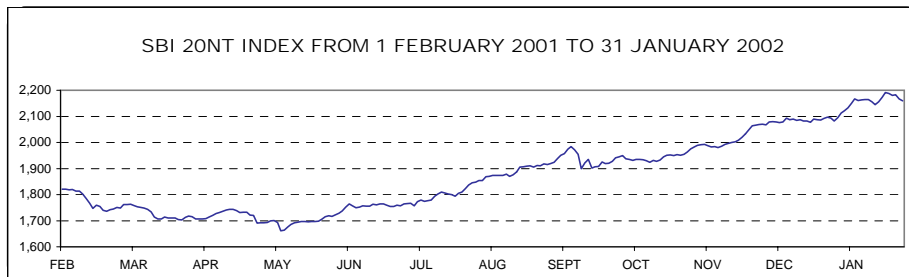
SBI 20 - SLOVENE STOCK EXCHANGE INDEX

Year	Max	Date	Min	Date	Close	Nominal return
1994	1,598.03	28 June 1994	1,131.23	21 Oct 1994	1,396.81	39.68%
1995	1,590.17	9 Nov 1995	1,016.99	13 July 1995	1,448.75	3.72%
1996	1,589.18	13 Mar 1996	891.93	10 Sept 1996	1,183.26	-18.33%
1997	1,655.36	10 Feb 1997	1,156.14	6 Jan 1997	1,404.70	18.71%
1998	2,026.47	10 Aug 1998	1,378.49	6 Jan 1998	1,705.77	21.43%
1999	1,981.87	19 Feb 1999	1,679.48	5 Jan 1999	1,806.26	5.89%
2000	1,903.66	24 Jan 2000	1,584.23	25 May 2000	1,807.94	0.09%
2001	2,159.35	19 Dec 2001	1,700.24	25 Apr 2001	2,151.59	19.01%
Year 2002	Max	Date	Min	Date	Close	Nominal return
January	2,251.87	24 Jan 2002	2,140.80	3 Jan 2002	2,202.96	2.39%



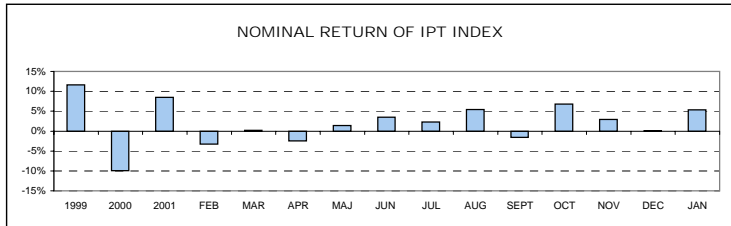
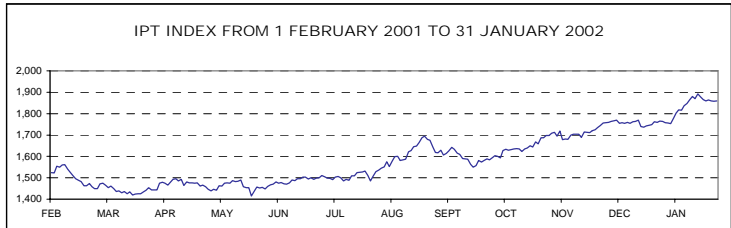
SBI 20NT - NON-WEIGHTED SLOVENE STOCK EXCHANGE INDEX

Year	Max	Date	Min	Date	Close	Nominal return
1998	1,706.07	10 Aug 1998	1,437.30	30 June 1998	1,568.87	n.a.
1999	1,871.02	8 Sept 1999	1,548.95	5 Jan 1999	1,782.03	13.59%
2000	1,841.63	25 Jan 2000	1,585.48	25 May 2000	1,769.15	-0.72%
2001	2,096.75	27 Dec 2001	1,661.96	9 May 2001	2,092.66	18.29%
Year 2001	Max	Date	Min	Date	Close	Nominal return
January	2,191.90	24 Jan 2002	2,082.58	3 Jan 2002	2,159.19	3.18%



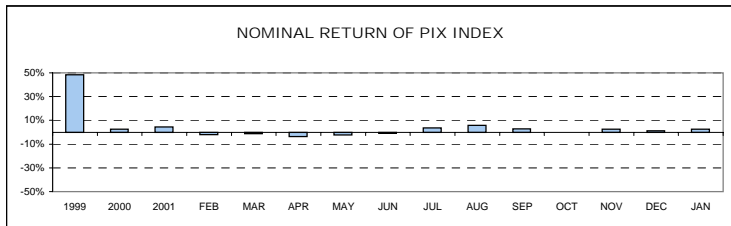
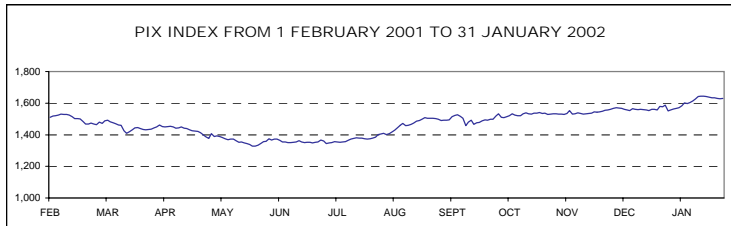
IPT - FREE MARKET INDEX

Year	Max	Date	Min	Date	Close	Nominal return
1998	1,795.31	11 Aug 1998	1,318.83	1 July 1998	1,618.99	n.a.
1999	1,806.98	30 Dec 1999	1,504.61	3 Aug 1999	1,806.98	11.61%
2000	1,772.76	24 Jan 2000	1,469.64	26 Oct 2000	1,627.44	-9.94%
2001	1,769.69	14 Dec 2001	1,415.06	23 May 2001	1,765.60	8.49%
Year 2001						
January	1,892.35	22 Jan 2002	1,753.43	8 Jan 2002	1,859.61	5.32%



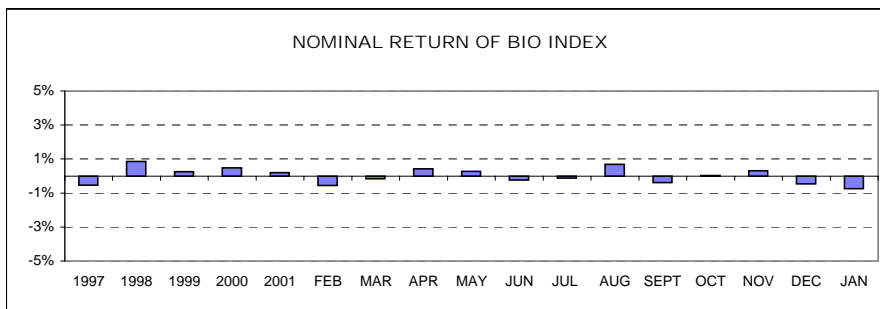
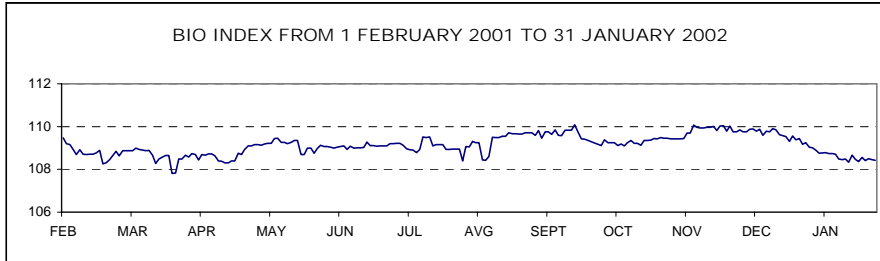
PIX - AUTHORISED INVESTMENT FUNDS INDEX

Year	Max	Date	Min	Date	Close	Nominal return
1999	1,633.77	8 Sep 1999	965.15	5 Jan 1999	1,483.50	48.35%
2000	1,572.13	17 Jan 2000	1,097.07	25 May 2000	1,520.79	2.51%
2001	1,588.02	28 Dec 2001	1,328.44	23 May 2001	1,588.02	4.42%
Year 2001						
January	1,644.33	21 Jan 2002	1,551.00	3 Jan 2002	1,630.72	2.69%



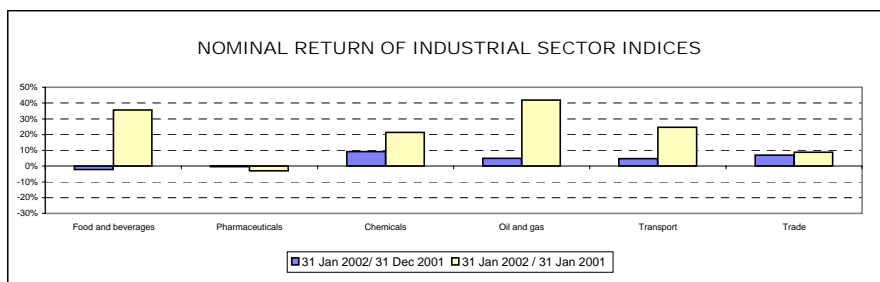
BIO - STOCK EXCHANGE BOND INDEX

Year	Max	Date	Min	Date	Close	Nominal return
1995	113.52	14 Dec 1995	100.46	5 July 1995	111.68	11.68%
1996	111.96	8 Jan 1996	106.61	28 June 1996	107.89	-3.39%
1997	110.97	8 Apr 1997	104.90	29 Jan 1997	107.31	-0.54%
1998	108.22	30 Dec 1998	101.68	25 May 1998	108.22	0.85%
1999	110.52	4 Feb 1999	104.53	16 Aug 1999	108.50	0.26%
2000	109.63	15 Dec 2000	103.96	9 June 2000	109.03	0.49%
2001	110.08	17 Sept 2001	107.81	21 Mar 2001	109.25	0.20%
Year 2001	Max	Date	Min	Date	Close	Nominal return
January	109.03	3 Jan 2002	108.33	21 Jan 2002	108.43	-0.75%



INDUSTRIAL SECTOR INDICES

SECTOR	Value as of 31 Jan 2002	Nominal return	
		31 Jan 2002/ 31 Dec 2001	31 Jan 2002 / 31 Jan 2001
Food and beverages	2,128.38	-2.15%	35.49%
Pharmaceuticals	2,112.38	-0.35%	-2.94%
Chemicals	2,043.12	9.09%	21.32%
Oil and gas	2,707.50	4.95%	41.96%
Transport	2,138.42	4.71%	24.60%
Trade	1,894.64	6.90%	8.88%



B) NUMBER OF ISSUERS, TRADED SECURITIES AND
MEMBERS

	31 Dec 1999	31 Dec 2000	31 Jan 2001	31 Dec 2001	31 Jan 2002
NUMBER OF ISSUERS	210	225	224	221	218
Official market	49	58	59	57	57
Shares	28	38	39	38	38
Bonds	21	20	20	19	19
Free market	161	167	165	164	161
Shares	102	111	111	113	112
Bonds	12	11	11	12	11
Investment funds	46	44	42	38	37
Pension coupons	1	1	1	1	1
	31 Dec 1999	31 Dec 2000	31 Jan 2001	31 Dec 2001	31 Jan 2002
NUMBER OF SECURITIES	237	267	266	271	272
Official market	74	94	95	100	103
Shares	30	40	41	39	39
Bonds	44	54	54	61	64
Free market	163	173	171	171	169
Shares	104	114	114	117	116
Bonds	12	14	14	15	15
Investment funds	46	44	42	38	37
Pension coupons	1	1	1	1	1
Short term securities	15	8	8	10	12
Privatisation shares	161	176	175	166	162
Official market	24	33	34	32	32
Free market - shares	91	99	99	96	94
Free market - investment funds	46	44	42	38	36
	31 Dec 1999	31 Dec 2000	31 Jan 2001	31 Dec 2001	31 Jan 2002
NUMBER OF MEMBERS	35	34	33	31	31

C) TURNOVER

C1) TURNOVER BY SECURITIES ON OFFICIAL MARKET IN JANUARY 2002

1. Shares

Issue	Total (in SIT)	Total (in EUR)	Block trades (in SIT)	Cross trades (in SIT)	Share in total turnover on official market	Share in turnover of shares	Volume in pieces	Number of bargains
Total shares	17,961,471,700	80,935,278	5,068,727,861	3,446,107,379	76.79%	100.00%	1,735,099	14,395
Common shares	17,446,140,598	78,609,709	4,590,034,389	3,437,870,749	74.58%	97.13%	1,728,155	14,354
1 PIVOVARNA UNION	3,402,032,445	15,339,447	617,402,190	96,997,717	14.54%	18.94%	38,042	3,991
2 PETROL	3,036,485,129	13,675,288	868,462,370	873,572,191	12.98%	16.91%	123,129	1,633
3 KRKA	2,377,611,007	10,711,160	667,333,428	516,035,787	10.16%	13.24%	82,566	1,661
4 LEK	995,436,337	4,483,018	230,400,080	195,984,747	4.26%	5.54%	22,924	773
5 DELO	994,151,581	4,484,646	0	770,070,485	4.25%	5.53%	58,310	229
6 INTEREUROPA	883,190,479	3,982,078	459,865,239	142,646,056	3.78%	4.92%	225,940	319
7 PIVOVARNA LAŠKO	849,364,350	3,825,195	376,023,416	78,677,036	3.63%	4.73%	155,825	551
8 MERCATOR	822,040,115	3,702,973	389,691,000	41,526,326	3.51%	4.58%	48,722	644
9 GORENJE	771,018,953	3,476,212	329,809,140	71,698,777	3.30%	4.29%	337,233	736
10 SAVA	515,654,760	2,321,227	107,514,000	110,179,020	2.20%	2.87%	28,929	592
11 ŽIVILA KRANJ	511,102,137	2,301,146	0	37,839,352	2.19%	2.85%	33,450	743
12 DELO PRODAJA	367,394,476	1,656,535	299,300,000	18,588,402	1.57%	2.05%	52,468	93
13 LUKA KOPER	269,798,461	1,215,126	0	34,632,953	1.15%	1.50%	79,843	349
14 MERKUR	229,422,694	1,032,852	0	38,834,160	0.98%	1.28%	14,132	251
15 ISTRABENZ	214,110,532	964,031	0	129,938,870	0.92%	1.19%	43,987	246
16 BANKA KOPER	193,933,423	873,774	0	16,107,432	0.83%	1.08%	2,079	153
17 KOMPAS MTS	191,318,419	862,204	145,929,600	24,496,000	0.82%	1.07%	151,880	54
18 AERODROM	142,319,877	641,466	63,703,926	30,594,891	0.61%	0.79%	41,514	68
19 DROGA PORTOROŽ	123,129,761	554,266	0	100,492,105	0.53%	0.69%	2,925	56
20 RADENSKA	103,829,492	467,485	0	3,835,816	0.44%	0.58%	66,465	378
21 ŽITO	92,619,376	416,868	0	20,756,156	0.40%	0.52%	5,350	304
22 TERME ČATEŽ	84,724,889	381,962	34,600,000	7,529,050	0.36%	0.47%	4,899	56
23 ETOL	51,250,138	230,915	0	7,508,047	0.22%	0.29%	1,845	82
24 KOLINSKA	44,653,925	201,028	0	3,108,592	0.19%	0.25%	13,889	102
25 KOLONIALE VELETRGOVINA	44,480,570	200,702	0	43,725,000	0.19%	0.25%	25,441	10
26 GRADB.PODJETJE GROSUPLJE	31,537,342	141,901	0	111,760	0.13%	0.18%	7,182	27
27 MLINOTEST	24,373,874	109,795	0	8,025,760	0.10%	0.14%	14,954	34
28 EMONA OBALA KOPER	24,160,138	108,816	0	7,402,515	0.10%	0.13%	11,103	77
29 COMET	17,900,095	80,506	0	1,659,765	0.08%	0.10%	9,142	14
30 ZDRAVILIŠČE MORAVSKE TOPLICE	15,150,265	68,244	0	1,317,358	0.06%	0.08%	10,149	72
31 SALUS - SERIJA B	11,506,759	51,846	0	1,783,193	0.05%	0.06%	256	23
32 NIKA	4,776,895	21,494	0	5,150	0.02%	0.03%	9,459	3
33 GEODETSKI ZAVOD SLOVENIJE	4,374,724	19,697	0	1,073,100	0.02%	0.02%	3,980	24
34 TEHNOUNION	1,287,180	5,806	0	1,117,180	0.01%	0.01%	143	6
35 SKB BANKA	0	0	0	0	0.00%	0.00%	0	0
36 BLAGOV.TRGOVINSKI CENTER BTC	0	0	0	0	0.00%	0.00%	0	0
Preferred shares	515,331,102	2,325,569	478,693,472	8,236,630	2.20%	2.87%	6,944	41
1 VIPA BANKA	478,693,472	2,160,563	478,693,472	0	2.05%	2.67%	5,382	1
2 LEK	32,766,630	147,589	0	7,991,630	0.14%	0.18%	772	38
3 PROBANKA	3,871,000	17,417	0	245,000	0.02%	0.02%	790	2

2. Bonds

	Issue	Total (in SIT)	Total (in EUR)	Block trades (in SIT)	Cross trades (in SIT)	Share in total turnover on official market	Share in turnover of bonds	Volume in pieces	Number of bargains
	Total bonds	5,429,818,524	24,446,628	3,611,193,615	1,329,636,570	23.21%	100.00%	389,263	394
1	REPUBLIKA SLOVENIJA 14 th issue	1,030,590,786	4,635,959	0	1,030,590,786	4.41%	18.98%	96,702	4
2	REPUBLIKA SLOVENIJA 27 th issue	958,528,598	4,314,495	805,040,865	77,553,470	4.10%	17.65%	93,882	35
3	REPUBLIKA SLOVENIJA 26 th issue	931,845,303	4,201,447	711,364,948	19,700,043	3.98%	17.16%	41,939	90
4	REPUBLIKA SLOVENIJA 10 th issue	474,189,376	2,135,286	404,963,347	17,182,099	2.03%	8.73%	56,239	12
5	REPUBLIKA SLOVENIJA 4 th issue	416,181,035	1,874,887	339,428,439	12,873,916	1.78%	7.66%	3,471	51
6	REPUBLIKA SLOVENIJA 22 nd issue	276,649,958	1,243,353	272,500,000	3,651,958	1.18%	5.10%	27,658	3
7	BANKA CELJE 5 th issue	266,763,415	1,203,276	256,611,117	10,152,298	1.14%	5.10%	11,820	6
8	REPUBLIKA SLOVENIJA 29 th issue	219,718,144	988,324	200,480,330	19,237,814	0.94%	4.05%	9,872	6
9	REPUBLIKA SLOVENIJA 28 th issue	202,251,250	908,986	202,000,000	251,250	0.86%	3.72%	20,025	2
10	REPUBLIKA SLOVENIJA 23 rd issue	200,163,477	901,420	200,163,477	0	0.86%	3.69%	8,700	1
11	REPUBLIKA SLOVENIJA 32 nd issue	156,265,207	702,656	149,575,860	6,689,347	0.67%	2.88%	7,010	3
12	ABANKA 4 th issue	71,588,210	323,000	69,065,232	446,846	0.31%	1.32%	3,217	5
13	SLOVENSKA RAZVOJNA DRUŽBA	44,414,937	200,147	0	36,701,841	0.19%	0.82%	396	17
14	BANKA VIPA 7 th issue	24,692,349	111,200	0	0	0.11%	0.45%	556	1
15	REPUBLIKA SLOVENIJA 12 th issue	18,548,275	83,589	0	17,796,834	0.08%	0.34%	1,754	22
16	REPUBLIKA SLOVENIJA 15 th issue, I series	18,519,117	83,224	0	17,399,527	0.08%	0.34%	99	3
17	BANKA VIPA 6 th issue	17,336,150	78,044	0	44,419	0.07%	0.32%	391	3
18	NLB TOLARSKE	16,391,205	73,787	0	13,761,781	0.07%	0.30%	112	8
19	BTC HIPOTEKARNE OBVEZNICE	16,182,139	72,821	0	1,500,655	0.07%	0.30%	1,500	19
20	REPUBLIKA SLOVENIJA 13 th issue	13,241,795	59,695	0	228,695	0.06%	0.24%	116	2
21	REPUBLIKA SLOVENIJA 25 th issue	9,144,710	41,133	0	8,438,960	0.04%	0.17%	910	17
22	ABANKA 1 st issue	8,491,986	38,217	0	8,082,704	0.04%	0.16%	145	5
23	BANKA CELJE 3 rd issue	5,740,847	25,853	0	5,740,847	0.02%	0.11%	256	1
24	ABANKA 3 rd issue	4,515,665	20,340	0	0	0.02%	0.08%	205	6
25	STANOVANJSKI SKLAD 2 nd issue	4,030,728	18,166	0	3,821,579	0.02%	0.07%	38	9
26	REPUBLIKA SLOVENIJA 24 th issue	3,223,342	14,542	0	3,223,342	0.01%	0.06%	322	3
27	PROBANKA 1 st issue	3,011,468	13,553	0	501,911	0.01%	0.06%	1,020	5
28	REPUBLIKA SLOVENIJA 20 th issue	2,738,690	12,334	0	2,398,350	0.01%	0.05%	272	8
29	SKB OBVEZNICE 3 rd issue	2,364,823	10,643	0	2,364,823	0.01%	0.04%	52	3
30	KREKOVA BANKA 2 nd issue	1,823,560	8,205	0	0	0.01%	0.03%	32	2
31	STANOVANJSKI SKLAD RS 1 st issue	1,737,355	7,825	0	1,737,355	0.01%	0.03%	226	4
32	SKB OBVEZNICE 4 th issue, A series	1,609,550	7,242	0	1,609,550	0.01%	0.03%	16	5
33	FACTOR BANKA 1 st issue	1,015,857	4,580	0	1,015,857	0.00%	0.02%	42	5
34	SL. ZADR. KMET. BANKA 3 rd issue	981,473	4,411	0	981,473	0.00%	0.02%	96	2
35	BANKA VIPA 4 th issue	935,430	4,218	0	935,430	0.00%	0.02%	22	4
36	NFD INVESTICIJSKO SVETOVANJE	680,007	3,060	0	680,007	0.00%	0.01%	4	1
37	SL.ZADR.KMET.BANKA	660,048	2,971	0	660,048	0.00%	0.01%	17	2
38	REPUBLIKA SLOVENIJA 17 th issue	400,000	1,797	0	0	0.00%	0.01%	40	2
39	BANKA ZASAVJE OBVEZNICE 2 nd issue	389,312	1,751	0	0	0.00%	0.01%	7	2
40	ABANKA 5 th issue	358,948	1,616	0	134,633	0.00%	0.01%	16	2
41	HOTELI BERNARDIN	349,150	1,572	0	349,150	0.00%	0.01%	3	1
42	NLB DEVIZNE	341,812	1,540	0	341,812	0.00%	0.01%	3	2
43	BANKA VIPA 3 rd issue	284,122	1,280	0	284,122	0.00%	0.01%	8	1
44	REPUBLIKA SLOVENIJA 19 th issue	231,150	1,042	0	231,150	0.00%	0.00%	23	1
45	NOVA KBM 2 nd issue	222,094	1,000	0	0	0.00%	0.00%	2	1
46	REPUBLIKA SLOVENIJA 18 th issue	135,783	612	0	0	0.00%	0.00%	6	3
47	NOVA KBM 1 st issue	113,798	511	0	113,798	0.00%	0.00%	1	1
48	REPUBLIKA SLOVENIJA 16 th issue	100,000	450	0	100,000	0.00%	0.00%	10	1
49	LB SB VELENJE 1 st issue	90,000	406	0	90,000	0.00%	0.00%	9	1
50	BANKA VIPA 5 th issue	36,090	162	0	36,090	0.00%	0.00%	1	1
51	BANKA CELJE 4 th issue	0	0	0	0	0.00%	0.00%	0	0
52	BANKA VIPA 2 nd issue	0	0	0	0	0.00%	0.00%	0	0
53	DOLENJSKA BANKA DEVIZNE	0	0	0	0	0.00%	0.00%	0	0
54	DOLENJSKA BANKA TOLARSKE	0	0	0	0	0.00%	0.00%	0	0
55	NLB 2 nd issue, A series	0	0	0	0	0.00%	0.00%	0	0
56	NLB 2 nd issue, B series	0	0	0	0	0.00%	0.00%	0	0
57	NLB 3 rd issue	0	0	0	0	0.00%	0.00%	0	0
58	NOVA KBM 3 rd issue, A series	0	0	0	0	0.00%	0.00%	0	0
59	NOVA KBM 3 rd issue, B series	0	0	0	0	0.00%	0.00%	0	0
60	PROBANKA 2 nd issue	0	0	0	0	0.00%	0.00%	0	0
61	REPUBLIKA SLOVENIJA 15 th issue, H series	0	0	0	0	0.00%	0.00%	0	0
62	REPUBLIKA SLOVENIJA 15 th issue, E series	0	0	0	0	0.00%	0.00%	0	0
63	REPUBLIKA SLOVENIJA 3 rd issue	0	0	0	0	0.00%	0.00%	0	0
64	REPUBLIKA SLOVENIJA 8 th issue	0	0	0	0	0.00%	0.00%	0	0
65	RS08 TAX FREE BOND	0	0	0	0	0.00%	0.00%	0	0
66	SKB OBVEZNICE 4 th issue, B series	0	0	0	0	0.00%	0.00%	0	0
	Total official market	23,391,290,224	105,381,906	8,679,921,476	4,775,743,949	100.00%	-	2,124,362	14,789

C2) TURNOVER BY SECURITIES ON FREE MARKET IN JANUARY 2002

1. Shares (1)

Issue	Total (in SIT)	Total (in EUR)	Block trades (in SIT)	Cross trades (in SIT)	Share in total turnover on free market	Share in turnover of shares	Volume in pieces	Number of bargains
Shares	2,126,834,402	9,579,351	686,512,420	682,592,255	32.00%	100.00%	956,223	3,115
Common shares	2,084,688,864	9,389,521	686,512,420	654,100,477	31.37%	98.02%	945,841	2,913
1 DZS	403,682,259	1,817,996	314,524,600	23,731,554	6.07%	18.98%	108,178	79
2 CINKARNA	184,933,636	833,937	0	127,446,057	2.78%	8.70%	12,858	105
3 HELIOS	154,741,484	696,541	0	28,681,724	2.33%	7.28%	3,390	120
4 TOPLICE DOBRNA	135,937,397	612,178	135,086,697	0	2.05%	6.39%	76,768	3
5 KD HOLDING	113,544,674	511,625	0	44,277,283	1.71%	5.34%	13,118	406
6 KOMPAS HOTELI KG	107,135,123	481,781	106,715,123	0	1.61%	5.04%	14,105	3
7 POM-INVEST	91,524,088	411,973	0	16,249,468	1.38%	4.30%	178,249	269
8 AVTO CELJE	87,858,862	396,240	66,366,000	15,100,000	1.32%	4.13%	44,456	8
9 JUTEKS	83,931,727	377,249	0	80,369,227	1.26%	3.95%	15,689	27
10 VALKARTON	78,609,144	353,941	0	37,859,841	1.18%	3.70%	11,546	101
11 MARINA PORTOROŽ	70,790,225	319,238	0	35,514,551	1.07%	3.33%	5,172	14
12 JATA-MESO	46,216,375	208,386	0	37,633,010	0.70%	2.17%	2,062	44
13 TOSAMA	44,455,607	200,160	0	6,068,551	0.67%	2.09%	4,242	83
14 BELINKA HOLDING	42,905,029	193,371	0	1,109,050	0.65%	2.02%	15,688	28
15 GOZDNO GOSPODARSTVO BLEĐ	39,094,686	175,887	0	35,926,485	0.59%	1.84%	33,403	33
16 NAMA	37,285,127	168,181	31,900,000	2,697,607	0.56%	1.75%	33,878	12
17 POTROŠNIK	31,920,000	144,032	31,920,000	0	0.48%	1.50%	16,800	1
18 JATA EMONA	23,218,748	104,594	0	17,474,315	0.35%	1.09%	40,249	19
19 SLOVENJALLES	22,606,823	101,901	0	20,715,003	0.34%	1.06%	3,487	20
20 PULSAR HOLDING	21,870,278	98,469	0	6,413,887	0.33%	1.03%	45,031	25
21 HOTELI PALACE	18,650,362	84,027	0	5,718,589	0.28%	0.88%	10,731	75
22 PLAMA - PUR	17,217,925	77,552	0	7,822,916	0.26%	0.81%	6,835	34
23 AGROKOMBINAT MARIBOR	15,792,771	71,089	0	14,921,739	0.24%	0.74%	28,578	37
24 AKTIVA AVANT	13,428,661	60,460	0	2,521,823	0.20%	0.63%	30,385	143
25 MITOL	13,044,856	58,669	0	10,094,256	0.20%	0.61%	5,480	12
26 LIV POSTOJNA	11,967,905	53,930	0	10,373,944	0.18%	0.56%	992	10
27 MEDALJON	11,875,758	53,541	0	6,176,110	0.18%	0.56%	9,907	31
28 FRUCTAL	11,266,604	50,736	0	3,684,338	0.17%	0.53%	7,078	38
29 LIP BLEĐ	11,164,526	50,297	0	2,728,699	0.17%	0.52%	14,424	67
30 KD GROUP, finančna družba	10,534,349	47,441	0	10,099,651	0.16%	0.50%	826	12
31 JAVOR PIVKA	8,979,694	40,406	0	3,213,721	0.14%	0.42%	13,796	38
32 SATURNUS EMBALAŽA	8,692,207	39,105	0	6,111,247	0.13%	0.41%	817	34
33 DANA	8,022,513	36,181	0	5,804,898	0.12%	0.38%	4,508	18
34 GRAND HOTEL UNION	7,895,029	35,565	0	0	0.12%	0.37%	3,316	35
35 KS1 - NALOŽBE	7,592,830	34,192	0	797,233	0.11%	0.36%	23,472	98
36 GORENJSKI TISK	6,578,922	29,635	0	5,270,961	0.10%	0.31%	2,812	19
37 KMETIJSKI KOMBINAT PTUJ	5,804,803	26,154	0	906,943	0.09%	0.27%	9,160	140
38 JADRAN	5,669,650	25,555	0	0	0.09%	0.27%	1,109	7
39 MERCATA HOLDING	5,598,050	25,202	0	351,764	0.08%	0.26%	19,655	121
40 ŽELEZARNA RAVNE - MONTER DRAVOGRAD	5,579,893	25,160	0	0	0.08%	0.26%	4,485	15
41 CERTIUS HOLDING	4,621,136	20,815	0	2,247,116	0.07%	0.22%	8,480	40
42 MK TISKARNA	4,012,150	18,053	0	2,134,650	0.06%	0.19%	2,786	8
43 INTERTRADE ITS	3,703,554	16,679	0	0	0.06%	0.17%	3,710	30
44 MERCATA 1 HOLDING	3,301,080	14,861	0	422,638	0.05%	0.16%	12,241	106
45 CETIS	2,922,948	13,172	0	15,963	0.04%	0.14%	186	16
46 MESNA INDUSTRIJA PRIMORSKE	2,309,619	10,399	0	1,106,000	0.03%	0.11%	2,342	13
47 SATURNUS AVTOOPREMA	2,167,200	9,737	0	0	0.03%	0.10%	516	1
48 TEKSTINA	1,970,923	8,876	0	1,291,533	0.03%	0.09%	4,334	13
49 NOVOLIT	1,849,384	8,316	0	1,341,384	0.03%	0.09%	1,189	4
50 ELMO	1,497,728	6,731	0	0	0.02%	0.07%	2,283	9
51 KLASJE	1,434,339	6,456	0	408,104	0.02%	0.07%	2,549	16
52 TUS KO-SI	1,351,000	6,089	0	1,246,000	0.02%	0.06%	965	12
53 COLOR	1,328,244	5,988	0	52,220	0.02%	0.06%	745	38
54 MELAMIN	1,327,240	5,975	0	693,750	0.02%	0.06%	723	9
55 PINUS RAČE	1,303,103	5,869	0	0	0.02%	0.06%	131	7
56 LESNINA EMMI REDNE	1,302,896	5,867	0	1,302,896	0.02%	0.06%	2,366	4
57 KOŠAKI TMI MARIBOR	1,256,500	5,648	0	62,500	0.02%	0.06%	93	4
58 AVANT HOLDING	1,179,010	5,312	0	57,010	0.02%	0.06%	1,965	8
59 ALPETOUR POTOVALNA AGENCIJA	1,138,134	5,127	0	1,138,134	0.02%	0.05%	843	9
60 INLES RIBNICA	1,090,217	4,905	0	98,150	0.02%	0.05%	1,662	21
61 MLAJ	1,082,400	4,883	0	1,082,400	0.02%	0.05%	1,353	1
62 CAPITA	1,022,880	4,604	0	464,800	0.02%	0.05%	1,554	10
63 DOM SMREKA	948,914	4,266	0	470,144	0.01%	0.04%	1,763	6
64 CM CELJE	931,878	4,201	0	94,522	0.01%	0.04%	69	5
65 INTES	910,130	4,100	0	179,910	0.01%	0.04%	1,142	14
66 KD INVESTMENTS	840,000	3,781	0	840,000	0.01%	0.04%	14	1
67 GOZDNO GOSPODARSTVO POSTOJNA	829,785	3,736	0	75,570	0.01%	0.04%	827	4
68 GEA TOVARNA OLJA	817,711	3,684	0	351,150	0.01%	0.04%	577	6
69 EGOLES ŠKOFJA LOKA	798,910	3,595	0	0	0.01%	0.04%	802	7
70 TUB SWATY	796,246	3,582	0	0	0.01%	0.04%	116	8

1. Shares (2)

Issue	Total (in SIT)	Total (in EUR)	Block trades (in SIT)	Cross trades (in SIT)	Share in total turnover on free market	Share in turnover of shares	Volume in pieces	Number of bargains
71 SVILANIT	700,665	3,153	0	382,970	0.01%	0.03%	640	10
72 OLJARICA	678,950	3,060	0	0	0.01%	0.03%	79	5
73 CREINA	620,899	2,795	0	531,245	0.01%	0.03%	187	8
74 LIZ INŽENIRING	612,700	2,762	0	201,300	0.01%	0.03%	557	6
75 KEMA PUCONCI	583,120	2,623	0	483,150	0.01%	0.03%	181	4
76 CEMENTARNA TRBOVLJE	507,020	2,287	0	336,000	0.01%	0.02%	27	3
77 AVTOPREVOZNIŠTVO IN SERVISI	457,965	2,061	0	90,694	0.01%	0.02%	2,881	13
78 HIDROTEHNIK	425,947	1,917	0	372,347	0.01%	0.02%	583	5
79 KRUH-PECIVO	410,421	1,847	0	0	0.01%	0.02%	740	4
80 LESNINA	360,000	1,619	0	0	0.01%	0.02%	6	2
81 NIKO ŽELEZNIKI	357,989	1,614	0	150,100	0.01%	0.02%	21	3
82 SVILA	269,086	1,214	0	49,320	0.00%	0.01%	2,700	6
83 INTEGRAL JESENICE	260,190	1,172	0	0	0.00%	0.01%	324	3
84 UNITAS	226,100	1,019	0	226,100	0.00%	0.01%	115	2
85 SIJAJ HRASTNIK	198,450	894	0	198,450	0.00%	0.01%	147	1
86 ZDRAVILIŠČE ROGAŠKA	196,538	885	0	32,400	0.00%	0.01%	1,130	6
87 IMP ČRPALKE	154,753	696	0	0	0.00%	0.01%	460	16
88 RTC KRVAVEC	3,412	15	0	3,412	0.00%	0.00%	1	1
89 RUDIS	800	4	0	0	0.00%	0.00%	1	1
90 KOVINOTEHNA	0	0	0	0	0.00%	0.00%	0	0
91 DRAVINJSKI DOM	0	0	0	0	0.00%	0.00%	0	0
92 GRADIS GP	0	0	0	0	0.00%	0.00%	0	0
93 HIPOTEKARNA BANKA	0	0	0	0	0.00%	0.00%	0	0
94 MURALES	0	0	0	0	0.00%	0.00%	0	0
95 GEA COLLEGE	0	0	0	0	0.00%	0.00%	0	0
96 UPIMO GROUP	0	0	0	0	0.00%	0.00%	0	0
97 GRAD PRESTRANEK	0	0	0	0	0.00%	0.00%	0	0
98 BOHOR	0	0	0	0	0.00%	0.00%	0	0
99 DADAS	0	0	0	0	0.00%	0.00%	0	0
100 VELETRGOVINA POTROŠNIK	0	0	0	0	0.00%	0.00%	0	0
101 TOVARNA SLADKORJA ORMOŽ	0	0	0	0	0.00%	0.00%	0	0
102 JELEN	0	0	0	0	0.00%	0.00%	0	0
103 PPC GORENJSKI SEJEM	0	0	0	0	0.00%	0.00%	0	0
104 INTERTRADE ITA	0	0	0	0	0.00%	0.00%	0	0
105 ZASAVSKI RAČUNSKI CENTER	0	0	0	0	0.00%	0.00%	0	0
106 INTARA	0	0	0	0	0.00%	0.00%	0	0
107 RAZVOJNA DRUŽBA	0	0	0	0	0.00%	0.00%	0	0
108 TOTRA PLASTIKA	0	0	0	0	0.00%	0.00%	0	0
109 MEDVEŠEK PUŠNIK	0	0	0	0	0.00%	0.00%	0	0
110 ALPDOM	0	0	0	0	0.00%	0.00%	0	0
111 EMONA KRMILA	0	0	0	0	0.00%	0.00%	0	0
112 GORIŠKE OPEKARNE	0	0	0	0	0.00%	0.00%	0	0
112 JATA-REJA	0	0	0	0	0.00%	0.00%	0	0
113 SAVINJA MOZIRJE	0	0	0	0	0.00%	0.00%	0	0
Preferred shares	42,145,538	189,830	0	28,491,778	0.63%	1.98%	10,382	202
1 KD HOLDING	40,512,010	182,472	0	28,368,000	0.61%	1.90%	6,752	195
2 ZDRAVILIŠČE ROGAŠKA	1,633,528	7,358	0	123,778	0.02%	0.08%	3,630	7
3 HIPOTEKARNA BANKA	0	0	0	0	0.00%	0.00%	0	0
4 KOVINOTEHNA	0	0	0	0	0.00%	0.00%	0	0
5 PRIMOFIN	0	0	0	0	0.00%	0.00%	0	0

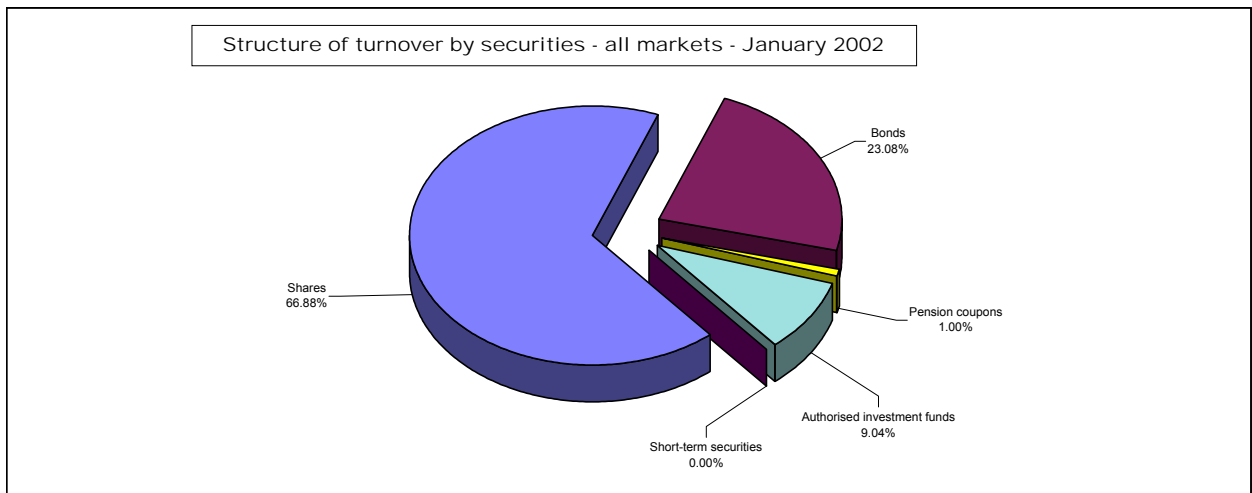
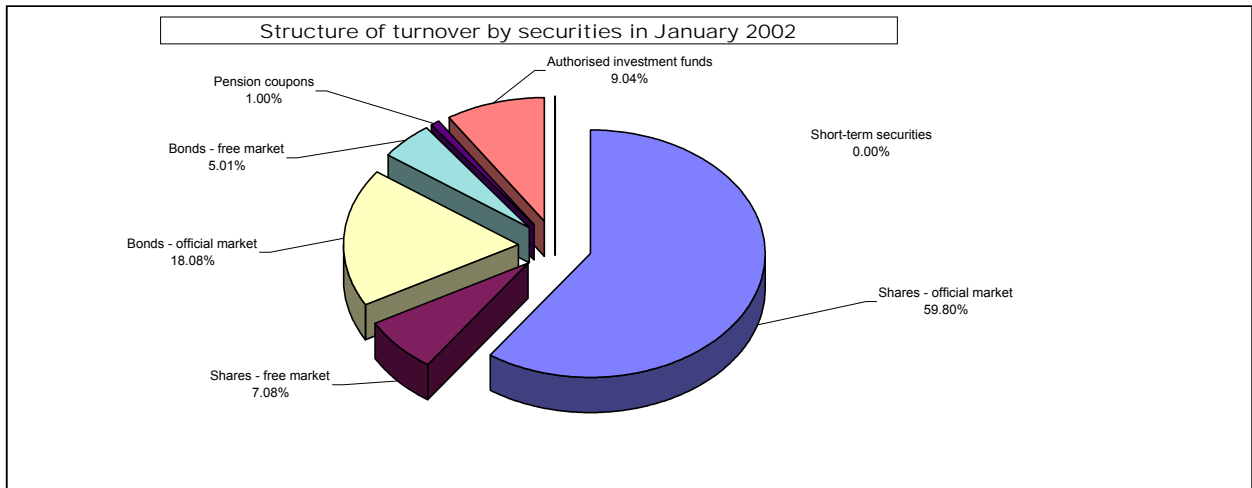
2. Bonds

Issue	Total (in SIT)	Total (in EUR)	Block trades (in SIT)	Cross trades (in SIT)	Share in total turnover on free market	Share in turnover of bonds	Volume in pieces	Number of bargains
Bonds	1,503,751,324	6,773,029	190,460,019	436,368,925	22.63%	100.00%	165,289	558
1 SLOV. ODŠKODNINSKA DRUŽBA 2 nd issue	1,467,762,071	6,611,051	190,460,019	400,379,672	22.08%	97.61%	163,707	554
2 PROBANKA 4 th issue	34,289,494	154,309	0	34,289,494	0.52%	2.28%	1,565	2
3 STANOVANJSKI SKLAD 3 rd issue	1,699,759	7,669	0	1,699,759	0.03%	0.11%	17	2
4 AUTOCOMMERCE 1 st issue	0	0	0	0	0.00%	0.00%	0	0
5 BANKA KOPER 2 nd issue	0	0	0	0	0.00%	0.00%	0	0
6 BANKA KOPER 3 rd issue	0	0	0	0	0.00%	0.00%	0	0
7 BANKA KOPER 4 th issue	0	0	0	0	0.00%	0.00%	0	0
8 BORZNA DR. POTEZA OBVEZNICE 2 nd issue	0	0	0	0	0.00%	0.00%	0	0
9 KD INVESTMENTS 1 st issue	0	0	0	0	0.00%	0.00%	0	0
10 OBČINA ŠMARJE	0	0	0	0	0.00%	0.00%	0	0
12 SI.MOBIL 1 st issue	0	0	0	0	0.00%	0.00%	0	0
13 SIP STROJNA INDUSTRIJA 1 st issue, A series	0	0	0	0	0.00%	0.00%	0	0
14 SIP STROJNA INDUSTRIJA 1 st issue, B series	0	0	0	0	0.00%	0.00%	0	0
15 UBK KONVERTIBILNE	0	0	0	0	0.00%	0.00%	0	0
16 VIPA	0	0	0	0	0.00%	0.00%	0	0
Total free market (shares and bonds)	3,630,585,726	16,352,380	876,972,439	1,118,961,180	54.63%	-	1,121,512	3,673

3. Authorised investment funds and pension coupons

Issue	Total (in SIT)	Total (in EUR)	Block trades (in SIT)	Cross trades (in SIT)	Share in total turnover on free market	Share in turnover of auth.inv. funds	Volume in pieces	Number of bargains
Total authorised investment funds	2,715,438,307	12,229,811	762,117,182	457,000,628	40.86%	100.00%	50,201,772	12,475
1 INFOND ZLAT	557,010,269	2,506,747	193,990,570	36,102,882	40.86%	20.51%	10,292,003	1,216
2 TRIGLAV STEBER 1	283,384,251	1,275,674	127,837,500	20,325,749	8.38%	10.44%	2,379,296	862
3 VIZIJA DPB	282,274,751	1,272,973	251,250,000	1,452,709	4.26%	10.40%	7,371,663	78
4 NFD 1	199,708,852	899,666	0	54,732,900	4.25%	7.35%	1,796,147	980
5 POMURSKA INV.DRUŽBA 1	183,185,257	824,828	69,664,112	14,677,506	3.00%	6.75%	1,337,859	279
6 ID KD	150,741,947	679,147	0	37,202,266	2.76%	5.55%	1,973,139	746
7 NFD 2	136,932,860	616,716	0	25,868,609	2.27%	5.04%	3,279,112	1,611
8 MODRA LINIJA	116,551,710	525,831	30,000,000	76,820,923	2.06%	4.29%	1,576,740	203
9 ATENA 1. SKLAD	112,308,561	505,927	0	39,004,518	2.06%	4.14%	2,586,518	745
10 ZVON DVA	105,373,521	474,477	0	5,860,567	1.69%	3.88%	2,812,168	662
11 KS-sklad 4	98,609,424	444,664	89,375,000	520,214	1.59%	3.63%	3,567,083	145
12 MAKSIMA 1	91,656,993	412,597	0	13,295,621	1.48%	3.38%	1,819,484	732
13 TRIGLAV STEBER II	77,025,087	346,903	0	35,011,239	1.38%	2.84%	1,772,348	900
14 ZVON ENA	71,538,429	322,112	0	11,795,762	1.16%	2.63%	987,163	555
15 PID KD	49,401,739	222,413	0	28,203,202	1.08%	1.82%	1,436,645	547
16 KRONA SENIOR	29,398,729	132,373	0	15,163,693	0.74%	1.08%	730,326	159
17 ZLATA MONETA 1	26,421,909	118,909	0	4,076,199	0.44%	0.97%	354,559	289
18 KS-sklad 2	19,979,249	89,876	0	3,902,644	0.40%	0.74%	517,494	192
19 ZLATA MONETA II	19,116,127	86,091	0	4,286,234	0.30%	0.70%	484,776	309
20 POOBLAŠČENA POMURSKA INV. DRUŽBA	17,765,939	79,988	0	2,893,381	0.29%	0.65%	520,227	269
21 MERCATA	15,176,408	68,245	0	6,676,513	0.27%	0.56%	499,597	127
22 ARKADA ENA	8,145,395	36,682	0	1,551,185	0.23%	0.30%	199,969	94
23 NIKA 2	8,015,619	36,150	0	6,918,654	0.12%	0.30%	236,819	29
24 PID VIPA INVEST	7,998,871	35,946	0	804,070	0.12%	0.29%	154,898	14
25 MERCATA 1	6,664,620	29,990	0	683,296	0.12%	0.25%	220,074	129
26 NIKA	4,708,310	21,200	0	1,649,765	0.10%	0.17%	137,398	79
27 TRDNJAVA	4,706,864	21,178	0	483,727	0.07%	0.17%	178,340	50
28 ARKADA TRI	4,552,490	20,506	0	908,688	0.07%	0.17%	143,814	60
29 NIKA 1	4,212,779	18,977	0	1,153,693	0.07%	0.16%	118,272	62
30 PID AKTIVA AVANT I	4,039,524	18,185	0	1,087,488	0.06%	0.15%	141,641	135
31 SETEV	3,634,616	16,380	0	1,771,000	0.06%	0.13%	113,238	26
32 TRGATEV	2,871,602	12,937	0	0	0.05%	0.11%	95,745	42
33 ARKADA DVA	2,821,555	12,703	0	802,171	0.04%	0.10%	69,815	38
34 TRDNJAVA I	2,694,485	12,132	0	135,042	0.04%	0.10%	105,928	35
35 CAPINVEST 2	1,901,563	8,566	0	81,138	0.04%	0.07%	57,890	17
36 PLOD	1,801,417	8,114	0	31,200	0.03%	0.07%	59,041	27
37 KRONA KRONA	1,670,345	7,523	0	90,400	0.03%	0.06%	43,543	27
38 VIPA INVEST SOČA	975,780	4,406	0	975,780	0.03%	0.04%	25,020	2
39 VIPA INVEST NANOS	460,460	2,079	0	0	0.01%	0.02%	5,980	3
Pension coupons	300,189,904	1,351,712	0	35,811,480	4.52%	-	4,632,464	1,839
Short-term securities	0	0	0	0	0.00%	-	0	0
Total free market	6,646,213,937	29,933,903	1,639,089,621	1,611,773,288	100%	-	55,955,748	17,987
Total turnover in January 2002	30,037,504,161	135,315,809	10,319,011,097	6,387,517,237	-	-	58,080,110	32,776

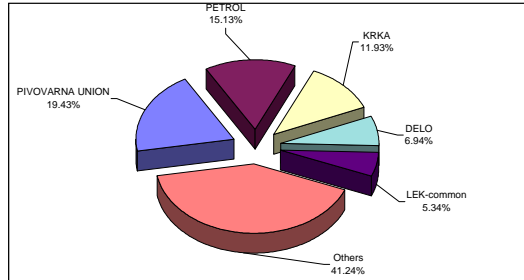
Structure of turnover by securities in January 2002



C3) MOST TRADED SECURITIES IN JANUARY 2002

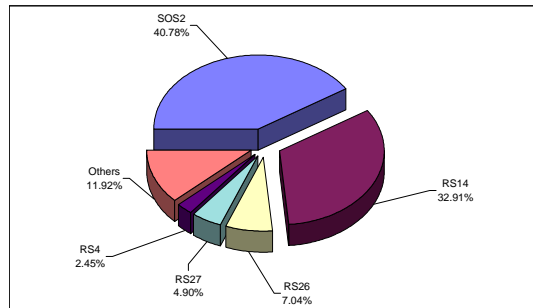
MOST TRADED SHARES

Issue	Turnover (in SIT) - order book trades only	Market capitalisation as of 31 January 2002 (in SIT)	Number of bargains - order book trades only
PIVOVARNA UNION	2,784,630,255	34,735,778,000	3,988
PETROL	2,168,022,759	53,058,055,964	1,629
KRKA	1,710,277,579	101,518,400,238	1,650
DELO	994,151,581	78,375,013,617	229
LEK-common	765,036,257	11,994,334,755	769
Others	5,910,947,390	593,850,507,953	9,195
Total	14,333,065,821	873,532,090,527	17,460



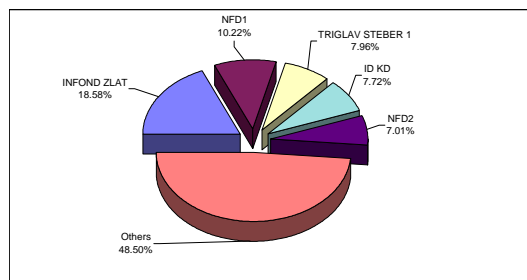
MOST TRADED BONDS

Issue	Turnover (in SIT) - order book trades only	Market capitalisation as of 31 January 2002 (in SIT)	Number of bargains - order book trades only
SLOVENSKA ODŠKODNINSKA DRUŽBA 2 nd issue	1,277,302,052	63,727,851,163	551
REPUBLIKA SLOVENIJA 14 th issue	1,030,590,786	6,364,518,400	4
REPUBLIKA SLOVENIJA 26 th	220,480,355	11,158,516,869	84
REPUBLIKA SLOVENIJA 27 th issue	153,487,733	17,425,000,000	28
REPUBLIKA SLOVENIJA 4 th issue	76,752,596	31,521,590,591	47
Others	373,302,692	266,460,136,961	204
Total	3,131,916,214	396,657,613,985	918



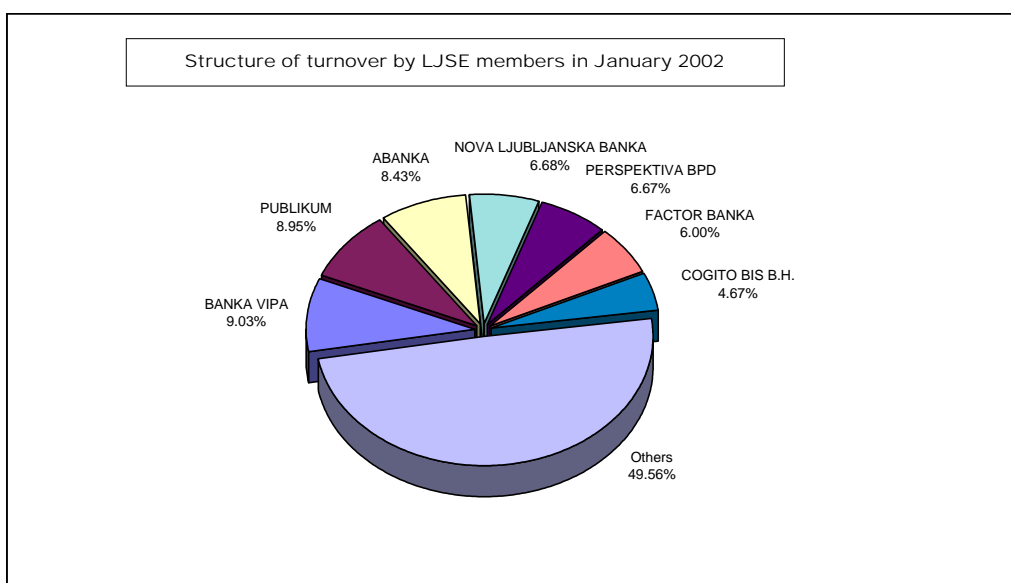
MOST TRADED AUTHORISED INVESTMENT FUNDS

Issue	Turnover (in SIT) - order book trades only	Market capitalisation as of 31 January 2002 (in SIT)	Number of bargains - order book trades only
INFOND ZLAT	363,019,699	18,237,313,999	1,214
NFD1	199,708,852	18,298,125,185	980
TRIGLAV STEBER 1	155,546,751	18,118,835,690	859
ID KD	150,741,947	7,175,917,464	746
NFD2	136,932,860	12,269,997,440	1,611
Others	947,371,016	93,014,530,902	7,056
Total	1,953,321,125	167,114,720,681	12,466



C4) TURNOVER BY LJSE MEMBERS IN JANUARY 2002

	Member	Official market (in SIT)	Free market (in SIT)	Total (in SIT)	Share in turnover
1	BANKA VIPA	5,259,306,717	167,951,882	5,427,258,599	9.03%
2	PUBLIKUM	4,689,126,350	688,613,406	5,377,739,755	8.95%
3	ABANKA	4,196,595,120	865,589,574	5,062,184,694	8.43%
4	NOVA LJUBLJANSKA BANKA	3,203,361,050	812,400,884	4,015,761,934	6.68%
5	PERSPEKTIVA BPD	2,957,916,300	1,050,269,301	4,008,185,601	6.67%
6	FACTOR BANKA	2,896,467,288	708,296,381	3,604,763,669	6.00%
7	COGITO BIS B.H.	2,758,876,259	45,180,538	2,804,056,796	4.67%
8	MARIBORSKA BPH	1,535,468,844	1,198,785,999	2,734,254,843	4.55%
9	ILIRIKA BPH	2,128,536,278	544,999,445	2,673,535,722	4.45%
10	SLOVENSKA ZADRUŽNA KMETIJSKA BANKA	2,134,356,089	109,249,487	2,243,605,575	3.73%
11	SKB BANKA	2,055,703,618	185,758,745	2,241,462,363	3.73%
12	POTEZA	1,640,281,774	583,668,694	2,223,950,468	3.70%
13	KREKOVA BANKA	1,515,831,568	633,286,437	2,149,118,005	3.58%
14	MEDVEŠEK PUŠNIK	1,202,098,178	550,700,944	1,752,799,121	2.92%
15	PROBANKA	1,187,248,507	559,897,999	1,747,146,506	2.91%
16	B P H	973,351,786	635,895,992	1,609,247,779	2.68%
17	BANK AUSTRIA CREDITANSTALT	1,026,533,455	443,243,616	1,469,777,071	2.45%
18	GBD Gorenjska borzno posredniška družba	805,146,215	522,629,415	1,327,775,630	2.21%
19	PM&A BPD	809,954,133	356,401,908	1,166,356,041	1.94%
20	ARGONOS BPH	713,120,992	358,372,972	1,071,493,964	1.78%
21	AC - BORZNO POSREDNIŠKA HIŠA	396,362,126	565,415,095	961,777,221	1.60%
22	PFC INTERFIN	601,759,934	293,034,150	894,794,084	1.49%
23	CERTIUS BPH	358,692,410	345,845,984	704,538,395	1.17%
24	Ebrokers	348,526,095	345,115,404	693,641,499	1.15%
25	CELJSKA BPH	413,716,159	183,292,649	597,008,809	0.99%
26	MOJA DELNICA BPH	383,425,036	185,400,513	568,825,548	0.95%
27	BANKA KOPER	289,317,114	106,053,963	395,371,076	0.66%
28	BROD NA MURI BPH	131,986,711	137,515,020	269,501,731	0.45%
29	IT MODRA HIŠA	104,645,427	39,445,443	144,090,871	0.24%
30	VERITAS BH	49,635,502	45,275,825	94,911,327	0.16%
31	GORENJSKA BANKA	15,233,404	24,840,188	40,073,592	0.07%
	Others	46,782,580,438	13,292,427,853	60,075,008,289	100.00%



C5) TURNOVER IN YEARS 2001 AND 2002

MONTHLY TURNOVER ON OFFICIAL MARKET

Year 2001	Number of trading days	Turnover (in SIT)			Number of bargains	
		per month	average per day	average per bargain	per month	average per day
January	21	19,859,854,808	945,707,372	2,028,793	9,789	466
February	19	12,525,024,737	659,211,828	1,725,923	7,257	382
March	22	10,801,883,219	490,994,692	1,467,049	7,363	335
April	19	11,622,847,951	611,728,840	1,906,635	6,096	321
May	21	17,542,247,620	835,345,125	2,499,252	7,019	334
June	20	17,166,334,022	858,316,701	2,281,544	7,524	376
July	22	24,675,174,458	1,121,598,839	2,788,786	8,848	402
August	22	12,900,872,510	586,403,296	1,434,227	8,995	409
September	20	23,082,322,152	1,154,116,108	2,045,217	11,286	564
October	22	22,564,375,151	1,025,653,416	2,247,448	10,040	456
November	21	28,125,663,189	1,339,317,295	2,966,216	9,482	452
December	18	32,432,636,267	1,801,813,126	3,064,598	10,583	588
TOTAL	247	233,299,236,084	11,430,206,636	26,455,687	104,282	5,085
AVERAGE 2001	20.58	19,441,603,007	944,531,320	2,237,196	8,690	422
YEAR 2002						
January	21	23,391,290,219	1,113,870,963	1,581,668	14,789	704
TOTAL	21	23,391,290,219	1,113,870,963	1,581,668	14,789	704
AVERAGE 2002	21.00	23,391,290,219	1,113,870,963	1,581,668	14,789	704

MONTHLY TURNOVER ON FREE MARKET *

Year 2001	Number of trading days	Turnover (in SIT)			Number of bargains	
		per month	average per day	average per bargain	per month	average per day
January	21	13,407,910,913	638,471,948	783,997	17,102	814
February	19	6,211,656,272	326,929,277	261,841	23,723	1,249
March	22	7,241,224,971	329,146,590	293,131	24,703	1,123
April	19	5,890,406,532	310,021,396	333,130	17,682	931
May	21	8,571,753,552	408,178,741	504,636	16,986	809
June	20	14,650,016,959	732,500,848	1,097,626	13,347	667
July	22	6,131,352,699	278,697,850	395,546	15,501	705
August	22	5,866,333,197	266,651,509	335,737	17,473	794
September	20	12,785,330,977	639,266,549	730,340	17,506	875
October	22	8,332,570,331	378,753,197	481,874	17,292	786
November	21	12,103,862,821	576,374,420	649,837	18,626	887
December	18	14,151,915,892	786,217,550	888,158	15,934	885
TOTAL	247	115,344,335,116	5,671,209,874	6,755,854	215,875	10,525
AVERAGE 2001	20.58	9,612,027,926	466,981,114	534,311	17,990	874
YEAR 2002						
January	21	6,646,213,927	316,486,377	369,501	17,987	857
TOTAL	21	6,646,213,927	316,486,377	369,501	17,987	857
AVERAGE 2002	21.00	6,646,213,927	316,486,377	369,501	17,987	857

* Includes the turnover of shares, bonds, inv.funds, short-term securities and pension coupons.

TURNOVER BY SECURITIES ON ALL MARKETS OF LJUBLJANA STOCK EXCHANGE IN YEARS 1998 - 2002

Total turnover and number of bargains

Year	Number of trading days	Turnover (in SIT)			Number of bargains	
		per year	average per day	average per bargain	per year	average per day
2002	21	30,037,504,146	1,430,357,340	916,448	32,776	1,561
2001	247	348,643,571,200	1,411,512,434	1,088,977	320,157	1,296
2000	249	269,617,104,598	1,082,799,617	679,818	396,602	1,593
1999	254	265,671,058,734	1,045,949,050	594,292	447,038	1,760
1998	252	173,374,959,032	687,995,869	729,680	237,604	943

Average turnover and number of bargains

Year	Turnover (in SIT)			Number of bargains	
	per month	per day	per bargain	per month	per day
2002	30,037,504,146	1,430,357,340	916,448	32,776	1,561
2001	29,053,630,933	1,411,512,434	1,088,977	26,680	1,296
2000	22,468,092,050	1,082,799,617	679,818	33,050	1,593
1999	22,139,254,895	1,045,949,050	594,292	37,253	1,760
1998	14,447,913,253	687,995,869	729,680	19,800	943

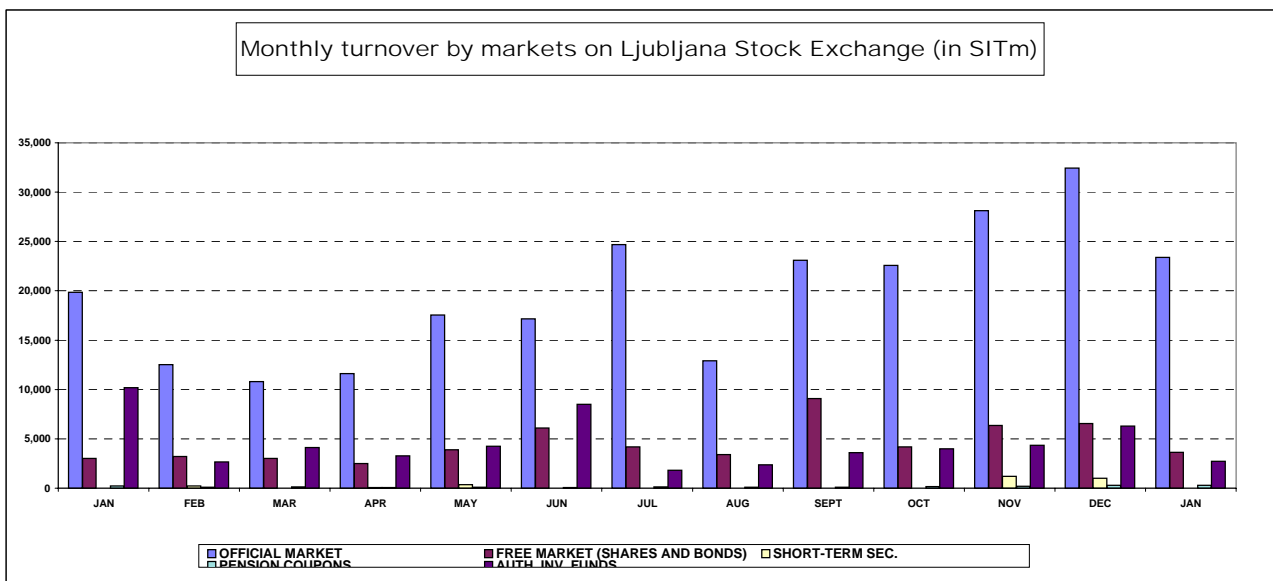
STRUCTURE OF TURNOVER

MONTHLY TURNOVER BY MARKETS ON LJUBLJANA STOCK EXCHANGE (in SIT)

YEAR 2001	OFFICIAL MARKET	FREE MARKET (SHARES AND BONDS)	SHORT-TERM SEC.	PENSION COUPONS	AUTHORISED INV. FUNDS	TOTAL
January	19,859,854,808	3,000,827,600	0	228,681,921	10,178,401,392	33,267,765,721
February	12,525,024,737	3,206,020,353	241,267,912	103,530,741	2,660,837,266	18,736,681,009
March	10,801,883,219	3,012,466,600	0	116,114,180	4,112,644,192	18,043,108,191
April	11,622,847,948	2,496,461,297	49,625,000	55,701,329	3,288,618,901	17,513,254,475
May	17,542,247,617	3,886,750,028	349,983,000	100,605,853	4,234,414,665	26,114,001,163
June	17,166,334,022	6,090,600,891	0	57,843,995	8,501,572,073	31,816,350,981
July	24,675,174,458	4,180,182,541	0	144,759,666	1,806,410,492	30,806,527,157
August	12,900,872,510	3,418,962,967	0	81,180,038	2,366,190,192	18,767,205,707
September	23,082,322,152	9,074,891,442	5,226,900	88,671,856	3,616,540,779	35,867,653,129
October	22,564,375,151	4,170,491,080	0	177,349,000	3,984,730,251	30,896,945,482
November	28,125,663,189	6,354,583,073	1,186,377,900	205,917,427	4,356,984,421	40,229,526,010
December	32,432,636,267	6,567,949,629	997,578,500	291,528,880	6,294,858,883	46,584,552,159
TOTAL 2001	233,299,236,078	55,460,187,501	2,830,059,212	1,651,884,886	55,402,203,507	348,643,571,184
YEAR 2002						
January	23,391,290,219	3,630,585,718	0	300,189,904	2,715,438,305	30,037,504,146

MONTHLY TURNOVER BY SECURITIES ON LJUBLJANA STOCK EXCHANGE (in SIT)

YEAR 2001	SHARES	BONDS	SHORT-TERM SEC.	PENSION COUPONS	AUTHORISED INV. FUNDS	TOTAL
January	19,144,723,509	3,715,958,898	0	228,681,921	10,178,401,392	33,267,765,720
February	10,101,522,961	5,629,522,129	241,267,912	103,530,741	2,660,837,266	18,736,681,009
March	10,517,637,139	3,296,712,680	0	116,114,180	4,112,644,192	18,043,108,191
April	10,034,783,459	4,084,525,785	49,625,000	55,701,329	3,288,618,902	17,513,254,475
May	17,834,968,827	3,594,028,819	349,983,000	100,605,853	4,234,414,665	26,114,001,164
June	20,351,552,526	2,905,382,387	0	57,843,995	8,501,572,073	31,816,350,981
July	24,652,522,010	4,202,834,989	0	144,759,666	1,806,410,492	30,806,527,157
August	13,199,051,688	3,120,783,789	0	81,180,038	2,366,190,192	18,767,205,707
September	30,065,871,531	2,091,342,063	5,226,900	88,671,856	3,616,540,779	35,867,653,129
October	22,465,252,348	4,269,613,883	0	177,349,000	3,984,730,251	30,896,945,482
November	30,142,626,414	4,337,619,848	1,186,377,900	205,917,427	4,356,984,421	40,229,526,010
December	28,629,204,237	10,371,381,659	997,578,500	291,528,880	6,294,858,883	46,584,552,159
TOTAL 2001	237,139,716,649	51,619,706,929	2,830,059,212	1,651,884,886	55,402,203,508	348,643,571,184
YEAR 2002						
January	20,088,306,092	6,933,569,845	0	300,189,904	2,715,438,305	30,037,504,146



D) MARKET CAPITALISATION

MARKET CAPITALISATION - OFFICIAL MARKET (in SIT)

	31 Jan 2001	31 Dec 2000	31 Dec 2001	31 Jan 2002	Index 31 Jan 2002 / 31 Dec 2001	Index 31 Dec 2001 / 31 Dec 2000	Index 31 Jan 2002 / 31 Jan 2001	Share
SHARES	604,661,614,085	579,446,081,627	697,253,506,985	712,844,973,306	102	120	118	68.98%
Banks	51,084,807,823	44,303,719,033	79,442,339,672	76,620,995,387	96	179	150	10.75%
Companies	553,576,806,262	535,142,362,594	617,811,167,313	636,223,977,919	103	115	115	89.25%
BONDS	227,087,640,013	228,563,080,455	288,037,807,017	320,635,801,682	111	126	141	31.02%
State	176,935,496,220	178,553,607,502	228,546,965,439	261,721,871,644	115	128	148	81.63%
Banks	41,590,569,616	41,519,859,874	51,348,800,666	50,728,234,674	99	124	122	15.82%
Companies	8,561,574,177	8,489,613,080	8,142,040,911	8,185,695,364	101	96	96	2.55%
TOTAL	831,749,254,098	808,009,162,082	985,291,314,002	1,033,480,774,988	105	122	124	100.00%

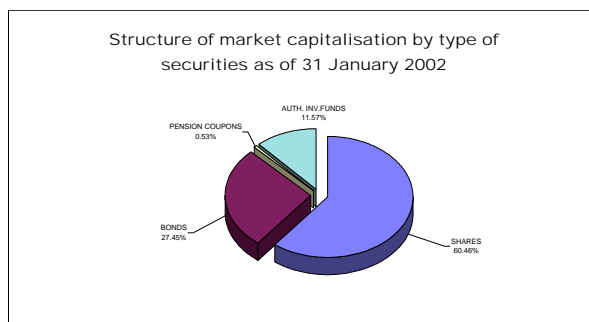
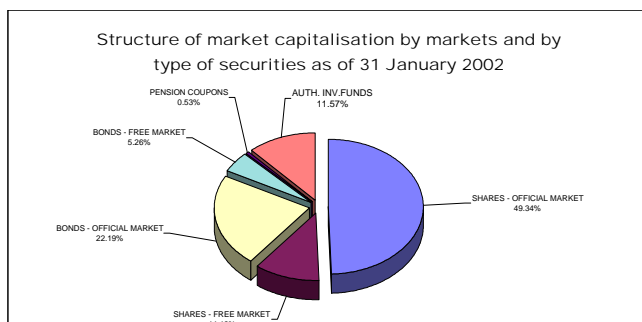
MARKET CAPITALISATION - FREE MARKET (in SIT)

	31 Jan 2001	31 Dec 2000	31 Dec 2001	31 Jan 2002	Index 31 Jan 2002 / 31 Dec 2001	Index 31 Dec 2001 / 31 Dec 2000	Index 31 Jan 2002 / 31 Jan 2001	Share
SHARES	122,448,485,146	125,646,427,438	152,735,137,497	160,687,117,220	105	122	131	39.06%
Banks	1,517,700,000	1,517,700,000	1,517,700,000	1,517,700,000	100	100	100	0.94%
Companies	120,930,785,146	124,128,727,438	151,217,437,497	159,169,417,220	105	122	132	99.06%
BONDS	25,583,317,545	26,451,580,268	72,881,061,519	76,021,812,303	104	276	297	18.48%
State	16,007,907,430	16,931,718,340	62,524,585,291	65,722,806,127	105	369	411	86.45%
Communities	280,678,252	278,830,764	22,786,828	22,909,551	101	8	8	0.03%
Banks	3,957,356,375	3,938,873,757	4,856,624,595	4,769,623,149	98	123	121	6.27%
Companies	5,337,375,488	5,302,157,407	5,477,064,804	5,506,473,476	101	103	103	7.24%
PENSION COUPONS	6,533,658,957	6,703,101,561	6,693,138,166	7,597,935,957	114	100	116	1.85%
INVESTMENT FUNDS	150,615,293,813	171,621,207,464	162,367,936,564	167,114,720,681	103	95	111	40.62%
TOTAL *	305,180,755,461	330,422,316,731	394,677,273,745	411,421,586,161	104	119	135	100.00%
TOTAL SHARES	727,110,099,231	705,092,509,065	849,988,644,482	873,532,090,526	103	121	120	60.46%
TOTAL BONDS	252,670,957,558	255,014,660,724	360,918,868,536	396,657,613,985	110	142	157	27.45%
PENSION COUPONS	6,533,658,957	6,703,101,561	6,693,138,166	7,597,935,957	114	100	116	0.53%
INVESTMENT FUNDS	150,615,293,813	171,621,207,464	162,367,936,564	167,114,720,681	103	95	111	11.57%
TOTAL CAPITALISATION ON LJSE *	1,136,930,009,559	1,138,431,478,813	1,379,968,587,748	1,444,902,361,149	105	121	127	100.00%

* Investment funds are included in market capitalisation

EXCHANGE RATES

USD=196,7705 SIT as of 31 Dec 1999	USD=227,7701 SIT as of 29 Dec 2000	USD=250,9459 SIT as of 31 Dec 2001	USD=257,0085 SIT as of 31 Jan 2002
EUR=197,3215 SIT as of 31 Dec 1999	EUR=211,4390 SIT as of 29 Dec 2000	EUR=221,4096 SIT as of 31 Dec 2001	EUR=222,5694 SIT as of 31 Jan 2002



D1) MARKET CAPITALISATION OF SHARES - OFFICIAL MARKET AS OF 31 JANUARY 2002

Issue	Number of shares traded	Number of issued shares	Share of traded shares	Price as of 31 Jan 2002	Market capitalisation as of 31 Jan 2002 (in SIT)	Market capitalisation as of 31 Jan 2002 (in EUR)	Market capitalisation as of 31 Jan 2002 (in USD)
Common shares	-	-	-	-	703,502,283,307	3,160,822,125	2,737,272,436
1 KRKA	3,542,612	3,542,612	100.00%	28,656 SIT	101,518,400,238	456,120,204	395,000,166
2 LEK	1,790,623	1,792,782	99.88%	43,770 SIT	78,375,013,617	352,137,417	304,951,057
3 MERCATOR	3,208,504	3,208,504	100.00%	16,629 SIT	53,353,057,955	239,714,255	207,592,581
4 PETROL	2,086,301	2,086,301	100.00%	25,432 SIT	53,058,055,964	238,388,817	206,444,752
5 BANKA KOPER	531,359	531,359	100.00%	89,787 SIT	47,709,151,787	214,356,294	185,632,583
6 PIVOVARNA LAŠKO	6,363,405	6,363,405	100.00%	5,516 SIT	35,102,451,002	157,714,632	136,580,895
7 PIVOVARNA UNION	451,114	451,114	100.00%	77,000 SIT	34,735,778,000	156,067,177	135,154,199
8 SAVA	1,720,987	1,720,987	100.00%	18,415 SIT	31,691,717,457	142,390,272	123,309,997
9 GORENJE	12,200,000	12,200,000	100.00%	2,401 SIT	29,297,812,000	131,634,501	113,995,498
10 INTEREUROPA	7,210,700	7,210,700	100.00%	4,043 SIT	29,155,311,738	130,994,251	113,441,041
11 SKB BANKA	12,649,200	12,649,200	100.00%	2,008 SIT	25,399,593,600	114,119,882	98,827,835
12 ISTRABENZ	5,180,000	5,180,000	100.00%	4,832 SIT	25,027,947,000	112,450,081	97,381,787
13 LUKA KOPER	7,140,000	7,140,000	100.00%	3,397 SIT	24,251,938,200	108,963,488	94,362,397
14 MERKUR	912,585	912,585	100.00%	16,100 SIT	14,692,536,367	66,013,281	57,167,511
15 DROGA PORTOROŽ	282,768	282,768	100.00%	43,971 SIT	12,433,475,793	55,863,366	48,377,683
16 DELO	667,464	593,549	112.45%	17,970 SIT	11,994,334,755	53,890,314	46,669,020
17 BLAGOV.TRGOVINSKI CENTER BTC	725,828	725,828	100.00%	16,500 SIT	11,976,162,000	53,808,664	46,598,311
18 KOLINSKA	3,166,992	3,169,525	99.92%	3,242 SIT	10,267,641,423	46,132,314	39,950,591
19 TERME ČATEŽ	449,981	449,981	100.00%	17,406 SIT	7,832,418,784	35,190,906	30,475,330
20 ETOL	274,576	274,576	100.00%	27,187 SIT	7,464,867,509	33,539,505	29,045,216
21 AERODROM	1,936,229	1,936,229	100.00%	3,707 SIT	7,176,690,875	32,244,733	27,923,944
22 RADENSKA	5,061,856	5,061,856	100.00%	1,364 SIT	6,905,687,667	31,027,121	26,869,491
23 ŽITO	348,765	348,765	100.00%	17,529 SIT	6,113,459,833	27,467,657	23,786,995
24 SALUS - SERIJA B	124,970	125,000	99.98%	46,000 SIT	5,748,607,503	25,828,382	22,367,383
25 KOMPAS MTS	3,526,714	3,526,714	100.00%	1,454 SIT	5,128,089,026	23,040,405	19,952,994
26 ŽIVILA KRANJ	319,997	319,997	100.00%	14,961 SIT	4,787,337,518	21,509,415	18,627,156
27 ZDRAVILIŠČE MORAVSKE TOPLICE	2,861,843	2,861,843	100.00%	1,517 SIT	4,340,700,370	19,502,683	16,889,326
28 EMONA OBALA KOPER	1,741,456	1,741,456	100.00%	2,274 SIT	3,960,070,944	17,792,522	15,408,327
29 MLINOTEST	2,389,177	2,389,177	100.00%	1,548 SIT	3,698,684,914	16,618,120	14,391,294
30 DELO PRODAJA	593,549	667,464	88.93%	5,801 SIT	3,443,338,007	15,470,851	13,397,759
31 COMET	1,700,688	1,700,688	100.00%	1,996 SIT	3,393,875,966	15,248,619	13,205,306
32 KOLONIALE VELETRGOVINA	650,516	650,516	100.00%	1,720 SIT	1,118,887,520	5,027,140	4,353,504
33 GRADB.PODJETJE GROSUPLJE	199,411	199,411	100.00%	5,000 SIT	997,055,000	4,479,749	3,879,463
34 TEHNOUNION	84,005	84,005	100.00%	10,000 SIT	840,050,000	3,774,328	3,268,569
35 GEODETSKI ZAVOD SLOVENIJE	379,820	379,820	100.00%	1,100 SIT	417,802,000	1,877,176	1,625,635
36 NIKA	186,695	186,695	100.00%	505 SIT	94,280,975	423,603	366,840
Preferred shares	-	-	-	-	9,342,690,000	41,976,525	36,351,678
1 BANKA VIPA	17,500	17,500	100.00%	88,700 SIT	1,552,250,000	6,974,229	6,039,684
2 LEK	138,820	140,394	98.88%	42,000 SIT	5,830,440,000	26,196,054	22,685,787
3 PROBANKA	400,000	400,000	100.00%	4,900 SIT	1,960,000,000	8,806,242	7,626,207
TOTAL SHARES	-	-	-	-	712,844,973,307	3,202,798,648	2,773,624,115

EXCHANGE RATES	1 USD=	257,0085 SIT as of 31 Jan 2002
	1 EUR=	222,5694 SIT as of 31 Jan 2002

MARKET CAPITALISATION OF SHARES - FREE MARKET AS OF 31 JANUARY 2002

	Issue	Number of shares traded	Number of issued shares	Share of traded shares	Price as of 31 Jan 2002	Market capitalisation as of 31 Jan 2002 (in SIT)	Market capitalisation as of 31 Jan 2002 (in EUR)	Market capitalisation as of 31 Jan 2002 (in USD)
	Common shares	-	-	-	-	158,546,164,295	712,344,846	616,890,744
1	CINKARNA	812,477	814,626	99.74%	14,760 SIT	11,992,314,891	53,881,238	46,661,161
2	HELIOS	219,861	219,861	100.00%	48,238 SIT	10,605,676,904	47,651,101	41,265,860
3	KD HOLDING	924,969	924,969	100.00%	8,717 SIT	8,063,223,014	36,227,905	31,373,371
4	BELINKA HOLDING	2,702,532	2,702,532	100.00%	2,705 SIT	7,310,349,060	32,845,257	28,443,997
5	VALKARTON	852,097	852,156	99.99%	6,800 SIT	5,794,259,600	26,033,496	22,545,012
6	DZS	1,429,368	1,686,384	84.76%	3,845 SIT	5,496,591,763	24,696,080	21,386,809
7	LESNINA	76,495	76,495	100.00%	60,000 SIT	4,589,700,000	20,621,433	17,858,164
8	GRAND HOTEL UNION	1,814,613	1,814,613	100.00%	2,201 SIT	3,994,326,136	17,946,430	15,541,611
9	FRUCTAL	2,504,151	2,505,613	99.94%	1,562 SIT	3,911,483,862	17,574,221	15,219,278
10	JUTEKS	641,432	641,432	100.00%	6,068 SIT	3,892,324,834	17,488,140	15,144,732
11	MARINA PORTOROŽ	313,932	313,932	100.00%	12,000 SIT	3,767,184,000	16,925,885	14,657,819
12	HOTELI PALACE	2,346,102	2,346,102	100.00%	1,600 SIT	3,753,763,200	16,865,585	14,605,599
13	NAMA	2,861,310	2,861,310	100.00%	1,151 SIT	3,293,653,941	14,798,323	12,815,350
14	TOSAMA	295,670	295,670	100.00%	11,000 SIT	3,252,370,000	14,612,835	12,654,718
15	CEMENTARNA TRBOVLJE	176,600	176,600	100.00%	17,102 SIT	3,020,213,200	13,569,759	11,751,414
16	CETIS	200,000	220,642	90.64%	15,000 SIT	3,000,000,000	13,478,942	11,672,766
17	JATA-MESO	119,602	119,602	100.00%	20,102 SIT	2,404,298,009	10,802,464	9,354,936
18	GORENJSKI TISK	960,176	1,070,328	89.71%	2,449 SIT	2,351,471,024	10,565,114	9,149,390
19	AKTIVA AVANT	4,814,478	4,814,478	100.00%	471 SIT	2,266,608,098	10,183,826	8,819,195
20	TUB SWATY	288,940	288,940	100.00%	7,366 SIT	2,128,233,800	9,562,113	8,280,791
21	PLAMA - PUR	686,798	686,798	100.00%	2,997 SIT	2,058,457,230	9,248,608	8,009,296
22	MEDALJON	1,734,000	1,734,000	100.00%	1,180 SIT	2,046,120,000	9,193,177	7,961,293
23	SATURNUS AVTOOPREMA	483,061	647,122	74.65%	4,200 SIT	2,028,856,200	9,115,612	7,894,121
24	SLOVENJALLES	303,777	304,004	99.93%	6,500 SIT	1,974,550,500	8,871,617	7,682,822
25	JATA EMONA	3,197,534	3,197,534	100.00%	600 SIT	1,918,520,400	8,619,875	7,464,813
26	MITOL	770,509	770,509	100.00%	2,402 SIT	1,850,762,618	8,315,441	7,201,173
27	LIP BLEED	2,155,899	2,155,899	100.00%	810 SIT	1,746,278,190	7,845,994	6,794,632
28	KMETIJSKI KOMBINAT PTUJ	2,531,109	2,531,109	100.00%	642 SIT	1,625,706,000	7,304,266	6,325,495
29	LIV POSTOJNA	161,600	161,600	100.00%	10,010 SIT	1,617,632,160	7,267,990	6,294,080
30	KD GROUP, finančna družba	99,176	99,176	100.00%	16,005 SIT	1,587,311,880	7,131,762	6,176,107
31	MESNA INDUSTRIJA PRIMORSKE	1,478,742	1,478,742	100.00%	1,050 SIT	1,552,679,100	6,976,157	6,041,353
32	COLOR	803,701	950,391	84.57%	1,860 SIT	1,494,964,230	6,716,845	5,816,789
33	PINUS RAČE	148,203	148,203	100.00%	9,971 SIT	1,477,727,667	6,639,402	5,749,723
34	INTERTRADE ITA	69,531	69,531	100.00%	20,000 SIT	1,390,620,000	6,248,029	5,410,794
35	KS1 - NALOŽBE	4,178,783	4,178,783	100.00%	325 SIT	1,358,898,444	6,105,504	5,287,368
36	KOVINOTEHNA	4,124,504	4,124,504	100.00%	320 SIT	1,319,717,545	5,929,465	5,134,918
37	INTERTRADE ITS	1,260,000	1,260,000	100.00%	998 SIT	1,257,618,600	5,650,456	4,893,296
38	KD INVESTMENTS	20,000	20,000	100.00%	60,000 SIT	1,200,000,000	5,391,577	4,669,106
39	HIPOTEKARNA BANKA	300,000	300,000	100.00%	3,999 SIT	1,199,700,000	5,390,229	4,667,939
40	JADRAN	226,334	226,334	100.00%	5,150 SIT	1,165,620,100	5,237,109	4,535,337
41	POM-INVEST	2,241,983	2,241,983	100.00%	500 SIT	1,121,664,095	5,039,615	4,364,307
42	TOPLICE DOBRNA	682,010	692,542	98.48%	1,500 SIT	1,023,015,000	4,596,387	3,980,471
43	CERTIUS HOLDING	1,875,377	1,875,377	100.00%	545 SIT	1,022,080,465	4,592,188	3,976,835
44	KOMPAS HOTELI KG	162,700	162,700	100.00%	6,000 SIT	976,200,000	4,386,048	3,798,318
45	GEA TOVARNA OLJA	660,348	846,600	78.00%	1,421 SIT	938,354,508	4,216,009	3,651,064
46	SATURNUS EMBALAŽA	84,064	85,929	97.83%	11,000 SIT	924,706,522	4,154,688	3,597,961
47	CM CELJE	64,357	64,357	100.00%	13,510 SIT	869,463,070	3,906,481	3,383,013
48	MELAMIN	466,489	466,489	100.00%	1,850 SIT	863,004,650	3,877,463	3,357,884
49	VELETRGOVINA POTROŠNIK	777,581	976,249	79.65%	1,075 SIT	835,899,575	3,755,681	3,252,420
50	MERCATA HOLDING	2,898,918	2,898,917	100.00%	284 SIT	824,191,377	3,703,076	3,206,864
51	JAVOR PIVKA	1,194,700	1,194,700	100.00%	664 SIT	793,149,383	3,563,605	3,086,082
52	POTROŠNIK	614,973	730,495	84.19%	1,280 SIT	787,165,440	3,536,719	3,062,799
53	GORIŠKE OPEKARNE	392,725	523,634	75.00%	2,000 SIT	785,450,000	3,529,012	3,056,125
54	MERCATA 1 HOLDING	2,693,249	2,693,249	100.00%	273 SIT	735,634,032	3,305,189	2,862,295
55	TOVARNA SLADKORJA ORMOŽ	497,163	497,163	100.00%	1,450 SIT	720,886,350	3,238,928	2,804,912
56	KEMA PUČONCI	217,346	217,346	100.00%	3,250 SIT	706,374,500	3,173,727	2,748,448
57	RTC KRVAVEC IMENSKE	205,734	205,734	100.00%	3,412 SIT	701,923,261	3,153,728	2,731,129
58	NIKO ŽELEZNIKI	35,875	35,875	100.00%	18,899 SIT	678,001,625	3,046,248	2,638,051
59	GOZDNO GOSPODARSTVO POSTOJNA	686,273	686,273	100.00%	960 SIT	658,822,080	2,960,075	2,563,425
60	DANA	356,128	404,231	88.10%	1,805 SIT	642,811,040	2,888,138	2,501,128
61	OLJARICA	70,404	70,404	100.00%	9,000 SIT	633,636,000	2,846,914	2,465,428

Issue	Number of shares traded	Number of issued shares	Share of traded shares	Price as of 31 Jan 2002	Market capitalisation as of 31 Jan 2002 (in SIT)	Market capitalisation as of 31 Jan 2002 (in EUR)	Market capitalisation as of 31 Jan 2002 (in USD)
62 AVTO CELJE	418,077	418,077	100.00%	1,502 SIT	627,951,654	2,821,375	2,443,311
63 GRAD PRESTRANEK	43,235	43,235	100.00%	14,039 SIT	606,954,548	2,727,035	2,361,613
64 GOZDNO GOSPODARSTVO BLED	489,520	611,900	80.00%	1,220 SIT	597,214,400	2,683,273	2,323,715
65 INTARA	101,000	101,000	100.00%	5,900 SIT	595,879,800	2,677,276	2,318,522
66 KOŠAKI TMI MARIBOR	43,236	43,236	100.00%	13,568 SIT	586,633,830	2,635,734	2,282,546
67 TEKSTINA	1,127,293	1,503,057	75.00%	460 SIT	518,554,780	2,329,857	2,017,656
68 DRAVINJSKI DOM	216,560	216,560	100.00%	2,300 SIT	498,088,000	2,237,900	1,938,022
69 ELMO	708,000	708,000	100.00%	700 SIT	495,600,000	2,226,721	1,928,341
70 KLASJE	835,600	835,600	100.00%	555 SIT	463,758,000	2,083,656	1,804,446
71 INTES	549,982	549,982	100.00%	791 SIT	435,090,760	1,954,854	1,692,904
72 PPC GORENJSKI SEJEM	336,091	336,091	100.00%	1,281 SIT	430,636,759	1,934,843	1,675,574
73 KRUH-PECIVO	654,040	654,040	100.00%	650 SIT	425,126,000	1,910,083	1,654,132
74 AVANT HOLDING	706,855	706,855	100.00%	600 SIT	424,113,000	1,905,531	1,650,191
75 RUDIS	516,996	599,143	86.29%	800 SIT	413,596,800	1,858,282	1,609,273
76 SVILANIT	408,487	410,407	99.53%	1,010 SIT	412,571,870	1,853,677	1,605,285
77 CAPITA	582,021	582,021	100.00%	700 SIT	407,414,700	1,830,506	1,585,219
78 INLES RIBNICA	609,005	555,525	109.63%	650 SIT	395,853,250	1,778,561	1,540,234
79 LESNINA EMMI	684,037	714,827	95.69%	554 SIT	378,956,498	1,702,644	1,474,490
80 PULSAR HOLDING	939,319	939,319	100.00%	400 SIT	375,727,600	1,688,137	1,461,927
81 ALPETOUR POTOVALNA AGENCIJA	263,042	263,042	100.00%	1,350 SIT	355,133,004	1,595,606	1,381,795
82 ŽELEZARNA RAVNE - MONTER DRAVOGRAD	275,835	444,100	62.11%	1,269 SIT	350,167,016	1,573,294	1,362,473
83 UNITAS	145,115	173,377	83.70%	2,400 SIT	348,276,000	1,564,797	1,355,115
84 TUS KO-SI	229,456	229,456	100.00%	1,400 SIT	321,238,400	1,443,318	1,249,914
85 SAVINJA MOZIRJE	105,780	105,780	100.00%	3,001 SIT	317,411,930	1,426,126	1,235,025
86 MURALES	322,045	322,045	100.00%	911 SIT	293,415,200	1,318,309	1,141,656
87 NOVOLIT	224,298	224,298	100.00%	1,200 SIT	269,157,600	1,209,320	1,047,271
88 MK TISKARNA	103,954	103,954	100.00%	2,493 SIT	259,194,745	1,164,557	1,008,507
89 EGDOLES ŠKOFJA LOKA	258,300	258,300	100.00%	1,000 SIT	258,300,000	1,160,537	1,005,025
90 HIDROTEHNIK	330,034	384,472	85.84%	726 SIT	239,604,684	1,076,539	932,283
91 DOM SMREKA	406,199	406,199	100.00%	542 SIT	220,232,974	989,502	856,909
92 AGROKOMBINAT MARIBOR	403,808	499,291	80.88%	521 SIT	210,424,349	945,433	818,745
93 BOHOR	209,170	263,067	79.51%	999 SIT	208,960,830	938,857	813,050
94 LIZ INŽENIRING	188,677	235,846	80.00%	1,100 SIT	207,544,700	932,494	807,540
95 INTEGRAL JESENICE	243,784	256,556	95.02%	800 SIT	195,027,200	876,253	758,836
96 GEA COLLEGE	147,885	147,885	100.00%	1,300 SIT	192,250,500	863,778	748,032
97 CREINA	48,594	48,594	100.00%	3,321 SIT	161,366,096	725,015	627,863
98 ZDRAVILIŠČE ROGAŠKA	891,864	961,898	92.72%	162 SIT	144,481,968	649,155	562,168
99 UPMO GROUP	215,000	215,000	100.00%	650 SIT	139,750,000	627,894	543,756
100 MEDVEŠEK PUŠNIK	80,000	80,000	100.00%	1,550 SIT	124,000,000	557,130	482,474
101 SVILA	1,263,478	1,263,478	100.00%	91 SIT	115,090,211	517,098	447,807
102 IMP ČRPALKE	333,034	333,034	100.00%	323 SIT	107,569,982	483,310	418,546
103 GRADIS GP	304,750	304,750	100.00%	330 SIT	100,567,500	451,848	391,300
104 ALPDOM	47,816	47,816	100.00%	1,463 SIT	69,954,808	314,306	272,189
105 AVTOPREVOZNIŠTVO IN SERVISI	308,696	308,696	100.00%	182 SIT	56,028,324	251,734	218,002
106 MLAJ	67,062	93,000	72.11%	800 SIT	53,649,600	241,047	208,746
107 JELEN	50,849	67,798	75.00%	900 SIT	45,745,794	205,535	177,993
108 SIJAJ HRASTNIK	26,880	26,880	100.00%	1,350 SIT	36,288,000	163,041	141,194
109 RAZVOJNA DRUŽBA	21,948	21,948	100.00%	1,205 SIT	26,447,340	118,827	102,905
110 ZASAVSKI RAČUNSKI CENTER	43,466	70,700	61.48%	403 SIT	17,516,798	78,703	68,156
111 DADAS	31,320	31,320	100.00%	301 SIT	9,427,320	42,357	36,681
Preferred shares	-	-	-	-	2,140,952,927	9,619,261	8,330,280
1 KD HOLDING	266,413	266,413	100.00%	6,000 SIT	1,598,478,000	7,181,931	6,219,553
2 HIPOTEKARNA BANKA	79,500	79,500	100.00%	4,000 SIT	318,000,000	1,428,768	1,237,313
3 KOVINOTEHNA	527,955	527,955	100.00%	399 SIT	210,654,045	946,465	819,638
4 ZDRAVILIŠČE ROGAŠKA	27,818	30,000	92.73%	450 SIT	12,520,882	56,256	48,718
5 PRIMOFIN	10,000	10,000	100.00%	130 SIT	1,300,000	5,841	5,058
TOTAL SHARES					160,687,117,220	721,964,103	625,221,023

EXCHANGE RATES	1 USD=	257.0085 SIT as of 31 Jan 2002
	1 EUR=	222.5694 SIT as of 31 Jan 2002

D2) MARKET CAPITALISATION OF BONDS - OFFICIAL MARKET AS OF 31 JANUARY 2002

Issue	Number of issued bonds	Price as of 31 Jan 2002	Principal amt. as of 31 Dec 2001	Currency of denomination	Market capitalisation as of 31 Jan 2002 (in SIT)	Market capitalisation as of 31 Jan 2002 (in EUR)	Market capitalisation as of 31 Jan 2002 (in USD)	
1	REPUBLIKA SLOVENIJA 10 th issue	5,218,961	102.00	8,245.56	SIT	43,893,921,184	197,214,537	170,787,819
2	REPUBLIKA SLOVENIJA 4 th issue	267,656	103.49	511.29	EUR	31,521,590,591	141,625,896	122,648,047
3	REPUBLIKA SLOVENIJA 27 th issue	1,700,000	102.50	10,000.00	SIT	17,425,000,000	78,290,187	67,799,314
4	REPUBLIKA SLOVENIJA 13 th issue	106,701	100.60	511.29	EUR	12,215,161,805	54,882,485	47,528,241
5	REPUBLIKA SLOVENIJA 18 th issue	500,000	102.00	100.00	EUR	11,351,039,400	51,000,000	44,166,008
6	REPUBLIKA SLOVENIJA 26 th issue	500,000	100.27	100.00	EUR	11,158,516,869	50,135,000	43,416,918
7	REPUBLIKA SLOVENIJA 24 th issue	1,100,000	100.11	10,000.00	SIT	11,012,100,000	49,477,152	42,847,221
8	REPUBLIKA SLOVENIJA 28 th issue	1,050,000	100.50	10,000.00	SIT	10,552,500,000	47,412,178	41,058,953
9	REPUBLIKA SLOVENIJA 12 th issue	963,281	100.50	10,000.00	SIT	9,680,974,050	43,496,429	37,667,914
10	REPUBLIKA SLOVENIJA 15 th issue, I series	89,813	105.00	100,000.00	SIT	9,430,365,000	42,370,447	36,692,814
11	REPUBLIKA SLOVENIJA 23 th issue	400,000	105.00	100.00	EUR	9,347,914,800	42,000,000	36,372,006
12	REPUBLIKA SLOVENIJA 15 th issue, E series	89,813	100.30	100,000.00	SIT	9,008,243,900	40,473,865	35,050,373
13	REPUBLIKA SLOVENIJA 17 th issue	900,000	100.00	10,000.00	SIT	9,000,000,000	40,436,826	35,018,297
14	REPUBLIKA SLOVENIJA 25 th issue	800,000	100.51	10,000.00	SIT	8,040,800,000	36,127,159	31,286,125
15	REPUBLIKA SLOVENIJA 22 nd issue	800,000	99.60	10,000.00	SIT	7,968,000,000	35,800,070	31,002,866
16	REPUBLIKA SLOVENIJA 14 th issue	630,400	100.96	10,000.00	SIT	6,364,518,400	28,595,658	24,763,844
17	REPUBLIKA SLOVENIJA 19 th issue	600,000	100.50	10,000.00	SIT	6,030,000,000	27,092,673	23,462,259
18	REPUBLIKA SLOVENIJA 20 th issue	600,000	100.40	10,000.00	SIT	6,024,000,000	27,065,715	23,438,913
19	REPUBLIKA SLOVENIJA 16 th issue	600,000	100.00	10,000.00	SIT	6,000,000,000	26,957,884	23,345,531
20	SLOV. RAZVOJNA DRUŽBA	50,000	98.53	511.29	EUR	5,606,234,258	25,188,702	21,813,420
21	REPUBLIKA SLOVENIJA 32 nd issue	238,655	100.30	100.00	EUR	5,327,665,206	23,937,097	20,729,529
22	REPUBLIKA SLOVENIJA 15 th issue, H series	47,902	104.00	100,000.00	SIT	4,981,808,000	22,383,167	19,383,826
23	NLB 2 nd issue, A series	40,000	103.50	100,000.00	SIT	4,140,000,000	18,600,940	16,108,417
24	SKB OBVEZNICE 4 th issue, A series	38,182	101.00	100,000.00	SIT	3,856,382,000	17,326,650	15,004,881
25	BTC HIPOTEKARNE OBVEZNICE	340,000	111.00	43.82	EUR	3,680,778,844	16,537,668	14,321,623
26	REPUBLIKA SLOVENIJA 31 st issue	294,768	100.00	10,000.00	SIT	2,947,680,000	13,243,869	11,469,193
27	NLB TOLARSKE	27,300	100.00	100,000.00	SIT	2,730,000,000	12,265,837	10,622,217
28	NLB 3	12,000	100.00	1,000.00	EUR	2,670,832,800	12,000,000	10,392,002
29	HOTELI BERNARDIN	20,000	102.51	511.29	EUR	2,333,076,520	10,482,468	9,077,819
30	REPUBLIKA SLOVENIJA 29 th issue	102,780	100.20	100.00	EUR	2,292,143,430	10,298,556	8,918,551
31	NLB DEVIZNE	20,000	100.00	511.29	EUR	2,275,950,171	10,225,800	8,855,544
32	BANKA CELJE 5 th issue	100,000	101.80	100.00	EUR	2,265,756,492	10,180,000	8,815,882
33	ABANKA 5 th issue	100,000	101.00	100.00	EUR	2,247,950,940	10,100,000	8,746,602
34	BANKA CELJE 3 rd issue	100,000	100.99	100.00	EUR	2,247,728,371	10,099,000	8,745,736
35	BANKA CELJE 4 th issue	100,000	100.80	100.00	EUR	2,243,499,552	10,080,000	8,729,282
36	ABANKA 4 th issue	100,000	100.57	100.00	EUR	2,238,380,456	10,057,000	8,709,364
37	NFD INV. SVETOVANJE	16,000	100.00	135,740.00	SIT	2,171,840,000	9,758,035	8,450,460
38	REPUBLIKA SLOVENIJA 8 th issue	965,330	100.50	9.37	EUR	2,023,237,709	9,090,368	7,872,260
39	NOVA KBM 2 nd issue	18,000	100.00	500.00	EUR	2,003,124,600	9,000,000	7,794,001
40	NOVA KBM 3 th issue, B series	18,000	100.00	500.00	EUR	2,003,124,600	9,000,000	7,794,001
41	NOVA KBM 3 th issue, A series	20,000	100.00	100,000.00	SIT	2,000,000,000	8,985,961	7,781,844
42	STANOVANJSKI SKLAD 2 nd issue	20,000	102.10	96,553.00	SIT	1,971,612,260	8,858,416	7,671,389
43	SL. ZADR. KMET. BANKA 3 rd issue	200,000	98.31	10,000.00	SIT	1,966,200,000	8,834,098	7,650,331
44	NOVA KBM 1 st issue	15,000	100.00	511.29	EUR	1,706,962,628	7,669,350	6,641,658
45	SKB OBVEZNICE 3 rd issue	35,000	100.02	204.52	EUR	1,593,514,918	7,159,632	6,200,242
46	ABANKA 3 rd issue	70,000	99.89	100.00	EUR	1,556,272,016	6,992,300	6,055,333
47	SKB OBVEZNICE 4 th issue, B series	11,818	97.25	500.00	EUR	1,278,995,614	5,746,503	4,976,472
48	ABANKA 1 st issue	20,000	103.14	255.65	EUR	1,173,730,459	5,273,548	4,566,894
49	NLB 2 nd issue, B series	10,000	100.00	500.00	EUR	1,112,847,000	5,000,000	4,330,001
50	BANKA ZASAVJE OBVEZNICE 2 nd issue	18,000	97.86	255.65	EUR	1,002,279,779	4,503,224	3,899,792
51	DOLENJSKA BANKA DEVIZNE	17,508	100.50	255.65	EUR	1,001,183,888	4,498,300	3,895,528
52	DOL. BANKA TOLARSKE	18,000	100.00	50,000.00	SIT	900,000,000	4,043,683	3,501,830
53	KREKOVA BANKA 2 nd issue	14,000	100.30	255.65	EUR	798,987,934	3,589,837	3,108,800
54	PROBANKA 2 nd issue	60,000	101.50	51.13	EUR	693,040,381	3,113,817	2,696,566
55	STANOVANJSKI SKLAD RS 1 st issue	70,965	96.71	35.80	EUR	546,844,782	2,456,963	2,127,730
56	BANKA VIPA 7 th issue	10,000	100.00	200.00	EUR	445,138,800	2,000,000	1,732,000
57	BANKA VIPA 6 th issue	10,000	99.80	200.00	EUR	444,248,522	1,996,000	1,728,536
58	SL.ZADR.KMET.BANKA	10,000	104.00	168.04	EUR	388,965,845	1,747,616	1,513,436
59	BANKA VIPA 5 th issue	10,000	100.00	162.50	EUR	361,675,275	1,625,000	1,407,250
60	BANKA VIPA 3 rd issue	10,000	100.10	159.78	EUR	355,977,009	1,599,398	1,385,079
61	BANKA VIPA 4 th issue	8,000	100.00	191.73	EUR	341,385,848	1,533,840	1,328,306
62	FACTOR BANKA 1 st issue	10,000	100.34	108.70	EUR	242,755,510	1,090,696	944,543
63	PROBANKA 1 st issue	80,000	100.00	2,952.42	SIT	236,193,600	1,061,213	919,011
64	BANKA VIPA 2 nd issue	8,000	103.01	111.85	EUR	205,149,668	921,733	798,221
	TOTAL					320,635,801,682	1,440,610,442	1,247,568,861

EXCHANGE RATES	1 USD=	257.0085	SIT as of 31 Jan 2002
	1 EUR=	222.5694	SIT as of 31 Jan 2002

MARKET CAPITALISATION OF BONDS - FREE MARKET AS OF 31 JANUARY 2002

	Issue	Number of issued bonds	Price as of 31 Jan 2002	Principal amt. as of 28 December 2001	Currency of denomination	Market capitalisation as of 31 Jan 2002 (in SIT)	Market capitalisation as of 31 Jan 2002 (in EUR)	Market capitalisation as of 31 Jan 2002 (in USD)
1	SLOVENSKA ODŠKODNINSKA DR. 2 nd issue	7,000,000	80.00	51.13	EUR	63,727,851,163	286,328,000	247,960,091
2	AUTOCOMMERCE 1 st issue	22,300	106.20	511.29	EUR	2,695,020,875	12,108,677	10,486,116
3	BANKA KOPER 4 th issue	20,000	100.00	100,000.00	SIT	2,000,000,000	8,985,961	7,781,844
4	STANOVANJSKI SKLAD 3 rd issue	20,000	102.00	97,791.91	SIT	1,994,954,964	8,963,294	7,762,214
5	BANKA KOPER 3 rd issue	10,000	100.00	500.00	EUR	1,112,847,000	5,000,000	4,330,001
6	PROBANKA 4 th issue	50,000	98.60	100.00	EUR	1,097,267,142	4,930,000	4,269,381
7	KD Investments 1 st issue	80,000	102.01	51.13	EUR	928,696,871	4,172,617	3,613,487
8	SIP STROJNA INDUSTRIJA 1 st issue, A series	32,500	100.00	102.26	EUR	739,698,272	3,323,450	2,878,108
9	SI.MOBIL 1 st issue	5,000	100.00	374.05	EUR	416,260,420	1,870,250	1,619,637
10	SIP STROJNA INDUSTRIJA 1 st issue, B series	17,250	100.00	102.26	EUR	392,609,083	1,763,985	1,527,611
11	UBK KONVERTIBILNE	80	98.00	21,077.25	EUR	367,786,229	1,652,456	1,431,027
12	BORZNA DRUŽBA POTEZA 2 nd issue	15,000	100.10	100.00	EUR	334,187,954	1,501,500	1,300,299
13	BANKA KOPER 2 nd issue	3,000	100.00	153.00	USD	117,966,902	530,023	459,000
14	VIPA	4,000	103.70	79.89	EUR	73,755,876	331,384	286,978
15	OBČINA ŠMARJE	1,579	102.00	63.91	EUR	22,909,551	102,932	89,139
	TOTAL					76,021,812,303	341,564,529	295,794,934

EXCHANGE RATES			
	1 USD=	257.0085	SIT as of 31 Jan 2002
	1 EUR=	222.5694	SIT as of 31 Jan 2002

D3) MARKET CAPITALISATION OF AUTHORISED INVESTMENT FUNDS AS OF
31 JANUARY 2002

	Authorised Inv. Fund	Number of shares traded	Price as of 31 Jan 2002	Market capitalisation as of 31 Jan 2002 (in SIT)	Market capitalisation as of 31 Jan 2002 (in EUR)	Market capitalisation as of 31 Jan 2002 (in USD)
1	NFD 1	160,580,300	113.95 SIT	18,298,125,185	82,213,122	71,196,576
2	INFOND ZLAT	336,854,710	54.14 SIT	18,237,313,999	81,939,898	70,959,964
3	TRIGLAV STEBER 1	147,487,470	122.85 SIT	18,118,835,690	81,407,578	70,498,975
4	ATENA 1. SKLAD	297,107,158	43.63 SIT	12,962,785,304	58,241,543	50,437,185
5	NFD 2	291,379,659	42.11 SIT	12,269,997,440	55,128,861	47,741,602
6	MAKSIMA 1	216,646,243	52.12 SIT	11,291,602,185	50,732,950	43,934,742
7	ZVON ENA	137,974,360	72.01 SIT	9,935,533,664	44,640,160	38,658,385
8	TRIGLAV STEBER II	195,412,551	43.16 SIT	8,434,005,701	37,893,824	32,816,057
9	ID KD	92,046,145	77.96 SIT	7,175,917,464	32,241,258	27,920,934
10	PID VIPA INVEST	104,268,115	51.49 SIT	5,368,765,241	24,121,758	20,889,446
11	ZVON DVA	141,224,712	36.71 SIT	5,184,359,178	23,293,225	20,171,937
12	ZLATA MONETA 1	68,297,800	74.20 SIT	5,067,696,760	22,769,063	19,718,012
13	POMURSKA INV. DRUŽBA 1	35,923,940	139.33 SIT	5,005,282,560	22,488,638	19,475,164
14	MODRA LINIJA	52,986,743	68.00 SIT	3,603,098,524	16,188,652	14,019,375
15	PID KD	95,913,558	34.66 SIT	3,324,363,920	14,936,303	12,934,840
16	ZLATA MONETA II	82,333,757	39.27 SIT	3,233,246,637	14,526,914	12,580,310
17	KRONA SENIOR	73,170,428	39.66 SIT	2,901,939,174	13,038,356	11,291,219
18	KS-sklad 2	44,293,242	44.26 SIT	1,960,418,891	8,808,124	7,627,837
19	VIZIJA DPB	44,074,632	40.00 SIT	1,762,985,280	7,921,059	6,859,638
20	KS-sklad 4	41,633,800	31.92 SIT	1,328,950,896	5,970,951	5,170,844
21	ARKADA ENA	30,210,725	40.60 SIT	1,226,555,435	5,510,890	4,772,431
22	NIKA	32,574,698	35.08 SIT	1,142,720,406	5,134,221	4,446,236
23	NIKA 1	30,911,102	35.00 SIT	1,081,888,570	4,860,904	4,209,544
24	MERCATA	28,923,982	30.82 SIT	891,437,125	4,005,210	3,468,512
25	MERCATA 1	26,821,153	31.62 SIT	848,084,858	3,810,429	3,299,832
26	PID AKTIVA AVANT I	29,520,040	28.40 SIT	838,369,136	3,766,776	3,262,029
27	ARKADA DVA	20,087,233	40.10 SIT	805,498,043	3,619,087	3,134,130
28	POOBLAŠČENA POMURSKA INV. DRUŽBA	22,967,400	34.26 SIT	786,863,124	3,535,361	3,061,623
29	TRDNJAVA	25,932,762	27.66 SIT	717,300,197	3,222,816	2,790,959
30	ARKADA TRI	20,135,474	31.10 SIT	626,213,241	2,813,564	2,436,547
31	TRGATEV	17,585,800	31.00 SIT	545,159,800	2,449,392	2,121,174
32	SETEV	15,405,373	32.00 SIT	492,971,936	2,214,913	1,918,115
33	KRONA KRONA	12,871,618	36.05 SIT	464,021,829	2,084,841	1,805,473
34	NIKA 2	12,555,868	33.60 SIT	421,877,165	1,895,486	1,641,491
35	PLOD	10,478,017	31.07 SIT	325,551,988	1,462,699	1,266,697
36	TRDNJAVA I	8,917,902	26.70 SIT	238,107,983	1,069,815	926,460
37	CAPINVEST 2	5,876,900	33.50 SIT	196,876,150	884,561	766,030
	TOTAL			167,114,720,681	750,843,201	650,230,326

MARKET CAPITALISATION OF PENSION COUPONS AS OF 31 JANUARY 2002

Number of coupons traded	Price as of 31 Jan 2002	Market capitalisation (in SIT)	Market capitalisation (in EUR)	Market capitalisation (in USD)
118,274,221	64.24	7,597,935,957.00	34,137,379.00	29,562,975.00

EXCHANGE RATES	1 USD=	257.0085	SIT as of 31 Jan 2002
	1 EUR=	222.5694	SIT as of 31 Jan 2002

E) OTHER

E1) INDICATORS AS OF 31 JANUARY 2002 (shares - official market)

SECTOR	Price as of 31 Jan 2002	Total net profit (loss) in 000 SIT in year 2000	Earning per share as of 31 Dec 2000	P / E ⁽¹⁾	Dividend for year 2000	Dividend yield	Book value as of 31 Dec 2000	Market book ratio	Turnover ratio ⁽²⁾
BANKS									
Banka Koper	89,787 SIT	2,360,248	4,546.15 SIT	19.75	4,500 SIT	5.01%	41,542.85 SIT	2.16	0.28
Banka Vipava	88,700 SIT	213,976	1,603.39 SIT	⁽⁴⁾	1,600 SIT	1.80%	88,653.92 SIT	⁽⁴⁾	1.08
Probanka Maribor	4,900 SIT	387,773	496.09 SIT	⁽⁴⁾	242 SIT	4.94%	5,206.37 SIT	⁽⁴⁾	0.44
SKB banka	2,008 SIT	0	0	⁽⁴⁾	0	0.00%	3,502.69 SIT	0.57	0.06
CHEMICALS									
Etol Celje	27,187 SIT	453,588	1,663.53 SIT	16.34	1,500 SIT	5.52%	34,734.96 SIT	0.78	0.88
Sava Kranj	18,415 SIT	1,630,157	996.67 SIT	18.48	480 SIT	2.61%	27,749.36 SIT	0.66	0.24
CONSTRUCTION									
Gradbeno podjetje Grosuplje	5,000 SIT	(642,963)	(4,052.47 SIT)	⁽⁴⁾	0	0	23,749.13 SIT	⁽⁴⁾	0.06
FOOD AND BEVERAGES									
Droga Portorož	43,971 SIT	1,505,353	5,344.10 SIT	8.23	1,625 SIT	3.70%	45,585.34 SIT	0.96	0.26
Kolinska Ljubljana	3,242 SIT	871,611	275.58 SIT	11.76	100 SIT	3.08%	4,354.71 SIT	0.74	0.28
Mlinotest Ajdovščina	1,548 SIT	221,615	102.69 SIT	15.07	20 SIT	1.29%	1,825.63 SIT	0.85	0.19
Pivovarna Laško	5,516 SIT	1,492,896	279.64 SIT	19.73	140 SIT	2.54%	4,453.80 SIT	1.24	0.50
Pivovarna Union	77,000 SIT	1,273,341	2,943.30 SIT	26.16	615 SIT	0.80%	37,774.97 SIT	2.04	1.16
Radenska Radenci	1,364 SIT	(3,919,242)	(779.03 SIT)	⁽⁴⁾	0	0.00%	3,310.01 SIT	⁽⁴⁾	0.04
Žito Ljubljana	17,529 SIT	639,518	1,859.30 SIT	9.43	510 SIT	2.91%	46,723.17 SIT	0.38	0.22
HEALTH RESORTS									
Terme Čatež	17,406 SIT	722,346	1,630.37 SIT	10.68	500 SIT	2.87%	26,972.79 SIT	0.65	0.20
Zdravilišče Moravske Toplice	1,517 SIT	253,688	88.64 SIT	17.11	0	0.00%	2,587.98 SIT	0.59	0.14
HOUSEHOLD APPLIANCES									
Gorenje	2,401 SIT	2,884,829	236.46 SIT	10.16	70 SIT	2.91%	3,508.59 SIT	0.68	0.25
NON-METALS									
Comet Zreče	1,996 SIT	340,540	203.01 SIT	9.83	0	0.00%	2,473.60 SIT	0.81	0.23
OIL AND GAS									
Istrabenz Koper	4,832 SIT	276,483	53.38 SIT	90.52	80 SIT	1.66%	3,977.81 SIT	1.21	0.18
Petrol Ljubljana	25,432 SIT	645,762	314.43 SIT	80.88	500 SIT	1.97%	27,265.85 SIT	0.93	0.33
OTHER FINANCIAL INTERMEDIATION									
Nika Brežice	505 SIT	177,013	369 SIT	1.37	0	0.00%	929.43 SIT	0.54	0.11
PHARMACEUTICALS									
Krka Novo mesto	28,656 SIT	7,112,521	2,106.15 SIT	13.61	700 SIT	2.44%	19,578.49 SIT	1.46	0.20
Lek Ljubljana	43,770 SIT	6,136,667	3,261.54 SIT	13.42	950 SIT	2.17%	28,383.49 SIT	1.54	0.21
PUBLISHING									
Delo Ljubljana	17,970 SIT	889,281	1,332.33 SIT	13.49	1,000 SIT	5.56%	6,524.98 SIT	2.75	0.21
REAL ESTATE / TRADE									
Blagovno trgovinski center BTC	16,500 SIT	1,208,763	1,672.01 SIT	9.87	350 SIT	2.12%	22,702.13 SIT	0.73	1.20
TRANSPORT									
Aerodrom Ljubljana ⁽⁵⁾	3,707 SIT	1,156,795	304.70 SIT	12.16	166 SIT	4.48%	3,812.35 SIT	0.97	0.21
Intereuropa Koper	4,043 SIT	1,717,626	238.21 SIT	16.97	160 SIT	3.96%	3,195.77 SIT	1.27	0.32
Luka Koper ⁽⁵⁾	3,397 SIT	2,900,367	207.17 SIT	16.40	150 SIT	4.42%	3,367.95 SIT	1.01	0.15
TRADE									
Delo Prodaja	5,801 SIT	414,958	704.37 SIT	8.24	360 SIT	6.21%	4,498.94 SIT	1.29	0.72
Emona obala Koper ⁽³⁾	2,274 SIT	347,269	230.15 SIT	9.88	0	0.00%	6,514.99 SIT	0.35	0.42
Koloniale Maribor	1,720 SIT	63,948	98.30 SIT	17.50	0	0.00%	3,729.84 SIT	0.46	0.19
Kompas MTS	1,454 SIT	1,740,250	493.45 SIT	2.95	800 SIT	55.02%	4,479.24 SIT	0.32	0.60
Mercator Ljubljana	16,629 SIT	4,008,563	1249.36 SIT	13.31	300 SIT	1.80%	20,715.63 SIT	0.80	0.24
Salus Ljubljana	46,000 SIT	870,572	6,527.54 SIT	7.05	3,000 SIT	6.52%	38,364.43 SIT	1.20	0.09
Merkur Kranj	16,100 SIT	233,318	258.29 SIT	62.33	550 SIT	3.42%	26,297.28 SIT	0.61	0.07
Tehnounion Ljubljana	10,000 SIT	200,354	2,405.90 SIT	4.16	0	0.00%	49,044.68 SIT	0.20	0.45
Živila Kranj	14,961 SIT	400,389	1,387.24 SIT	10.78	0	0.00%	31,423.21 SIT	0.48	0.37

Calculated on the basis of nonconsolidated financial statement for 2000. Statements are consolidated for the following issues: Emona obala Koper, Istrabenz, Lek, Mercator, Merkur, Petrol, Radenska, Sava, Tehnounion, Živila and Žito. An average number of shares traded in year 2000 has been used for the calculations.

⁽¹⁾ P / E = PRICE / EARNING PER SHARE

⁽²⁾ Yearly turnover / average capitalisation as of 31 January 2002, 31 July 2001 and 31 January 2001.

⁽³⁾ Shares of daughter company are excluded.

⁽⁴⁾ Not applicable.

⁽⁵⁾ Calculation of P/E for Aerodrom and Luka Koper includes common and preferred shares.

E2) RECORD VALUES

RECORD DAILY TURNOVER IN YEAR 2002

7 January 2002

	Value (in SIT)	Number of bargains	Volume in pieces
Order book trades	737,113,349	1,195	818,446
Cross trades	749,775,355	244	1,501,117
Block trades	965,100,398	9	477,252
Total	2,451,989,102	1,448	2,796,815

MAX AND MIN VALUE OF TURNOVER AND INDICES

	In year 2002		In years 1989-2001	
Monthly turnover (in SITm)	30,037	January	53,123	December 2000
Daily turnover (in SITm)	2,452	7 Jan 2002	10,058	12 July 2001
Number of bargains per day	2,088	17 Jan 2002	5,900	8 July 1999
Value of block trade (in SITm)	479	7 Jan 2002	8,128	23 Nov 2001
Max value of SBI 20 index	2,251.87	24 Jan 2002	2,159.35	19 Dec 2001
Min value of SBI 20 index	2,140.80	3 Jan 2002	891.93	10 Sep 1996
Max value of SBI 20NT index	2,191.90	24 Jan 2002	2,096.75	27 Dec 2001
Min value of SBI 20NT index	2,082.58	3 Jan 2002	1,437.30	1 July 1998
Max value of IPT index	1,892.35	22 Jan 2002	1,806.98	30 Dec 1999
Min value of IPT index	1,753.43	8 Jan 2002	1,318.83	1 July 1998
Max value of PIX index	1,644.33	21 Jan 2002	1,633.77	19 Oct 1999
Min value of PIX index	1,551.00	3 Jan 2002	965.15	29 Apr 1999
Max value of FOOD AND BEVERAGES index	2,241.04	11 Jan 2002	2,175.17	28 Dec 2001
Min value of FOOD AND BEVERAGES index	2,066.36	21 Jan 2002	1,551.34	3 Apr 2000
Max value of PHARMACEUTICALS index	2,174.80	11 Jan 2002	2,623.07	11 Aug 1998
Min value of PHARMACEUTICALS index	2,076.41	18 Jan 2002	1,505.49	23 Apr 2001
Max value of CHEMICALS index	2,054.17	29 Jan 2002	2,176.97	6 Aug 1998
Min value of CHEMICALS index	1,896.00	3 Jan 2002	1,476.44	1 July 1998
Max value of OIL AND GAS index	2,780.92	21 Jan 2002	2,633.44	17 Dec 2001
Min value of OIL AND GAS index	2,554.39	3 Jan 2002	1,591.73	27 June 2000
Max value of TRANSPORT index	2,189.79	18 Jan 2002	2,070.25	7 Dec 2001
Min value of TRANSPORT index	2,032.64	3 Jan 2002	1,132.46	1 July 1998
Max value of TRADE index	1,946.70	22 Jan 2002	2,195.82	31 Jan 2000
Min value of TRADE index	1,790.84	3 Jan 2002	1,172.80	1 July 1998
Max value of BIO index	109.03	3 Jan 2002	113.52	14 Dec 1995
Min value of BIO index	108.33	21 Jan 2002	100.46	5 July 1995

E3) NEW LISTED SECURITIES AND CHANGES IN YEAR 2002

NEW LISTED LONG - TERM SECURITIES ON LJUBLJANA STOCK EXCHANGE IN YEAR 2002

OFFICIAL MARKET

BONDS

Issuer	Trading code	Nomin. value of issue	Issue	Listing date	First trading day
Republika Slovenija	RS28	10,500,000,000 SIT	28 th issue	18 Jan 2002	25 Jan 2002
Republika Slovenija	RS29	10,278,000 EUR	29 th issue	18 Jan 2002	25 Jan 2002
Republika Slovenija	RS31	2,974,680,000 SIT	31 th issue	18 Jan 2002	25 Jan 2002
Republika Slovenija	RS32	23,865,500 EUR	32 th issue	18 Jan 2002	25 Jan 2002

FREE MARKET

SHARES

Issuer	Trading code	Type of share	Listing date	First trading day
Jata Emona	JAMR	common	10 Jan 2002	15 Jan 2002
Lesnina	MILG	common	16 Jan 2002	25 Jan 2002

Authorised investment funds

Issuer	Trading code	Type of share	Listing date	First trading day
PID Vipa Invest	VION	common	22 Jan 2002	29 Jan 2002

DELISTED LONG - TERM SECURITIES IN YEAR 2002

FREE MARKET

SHARES

Issuer	Trading code	Type of share	Delisting date
Emona Krmila	EMKG	common	11 Jan 2002
Jata Reja	JRDG	common	11 Jan 2002
Totra Plastika	TOPG	common	14 Jan 2002

AUTHORISED INVESTMENT FUNDS

Issuer	Trading code	Type of share	Delisting date
Vipa Invest Nanos	VNON	common	15 Jan 2002
Vipa Invest Soča	VS0N	common	15 Jan 2002

EXTENDED LISTING OF LONG - TERM SECURITIES IN YEAR 2002

OFFICIAL MARKET

BONDS

Issuer	Trading code	Issue	Number of bonds before extension	Number of bonds after extension	Extension date
Republika Slovenija	RS27	27 th issue	409,150	1,700,000	16 Jan 2002

EXPIRED BONDS IN YEAR 2002

Issuer	Trading code	Issue	Market	Last trading day
LB SB Velenje	BV01	1 st issue	official market	25 Jan 2002

F) LIST OF SECURITIES - JANUARY 2002

F1) OFFICIAL MARKET (1)

CORPORATE BONDS

	Issuer	Trading code	First trading day	Nominal value of issue traded	Coupon interest rate	Maturity	Sector
1	ABANKA	AB01E	8 Jan 1996	5,112,918.81 EUR	10% p.a.	1996-2002	banking
2	ABANKA	AB03	14 June 1999	7 EURm	5% p.a.	1998-2005	banking
3	ABANKA	AB04	27 Dec 2000	10 EURm	6.25% p.a.	2000-2007	banking
4	ABANKA	AB05	26 Sept 2001	10 EURm	6% p.a.	2001-2006	banking
5	BANKA CELJE	BCE3	6 Mar 2000	10 EURm	6% p.a.	1999-2005	banking
6	BANKA CELJE	BCE4	9 Feb 2001	10 EURm	6% p.a.	2000-2006	banking
7	BANKA CELJE	BCE5	19 Dec 2001	10 EURm	6% p.a.	2001-2007	banking
8	BLAGOVNO TRGOVINSKI CENTER	BTC1E	24 Feb 1997	17,383,924.96 EUR	10.5% p.a.	1996-2008	retail, wholesale and real estate trade
9	LB BANKA ZASAVJE	BZ02E	14 Jan 1997	4,601,626.93 EUR	7.5% p.a.	1996-2004	banking
10	KREKOVA BANKA	KRB2E	14 Apr 1998	3,579,043.17 EUR	7% p.a.	1997-2002	banking
11	BANKA VIPA	VP02E	25 Oct 1995	2,045,167.52 EUR	10% p.a.	1995-2005	banking
12	BANKA VIPA	VIP3E	13 Nov 1996	2,556,459.41 EUR	7.5% p.a.	1996-2006	banking
13	BANKA VIPA	VIP4E	3 Dec 1997	2,045,167.52 EUR	7% p.a.	1997-2007	banking
14	BANKA VIPA	VIP5	24 Dec 1998	2 EURm	6% p.a.	1998-2008	banking
15	BANKA VIPA	VIP6	6 Mar 2000	2 EURm	5.5% p.a.	1999-2009	banking
16	BANKA VIPA	VIP7	19 July 2001	2 EURm	6.2% p.a.	2001-2010	banking
17	DOLENJSKA BANKA	DB01	21 Dec 1998	900 SITm	7% p.a. + TOM	1997-2002	banking
18	DOLENJSKA BANKA	DB02E	18 Dec 1998	4,475,849.13 EUR	6.8% p.a.	1997-2002	banking
19	FACTOR BANKA	FB01E	23 May 1996	5,112,918.81 EUR	9.5% p.a.	1995-2002	banking
20	HOTELI BERNARDIN	HTB1E	28 June 1999	10,225,837.62 EUR	8.5% p.a.	1999-2009	hotel and restaurant activities
21	NFD	NI01	21 Dec 1999	2,171.84 SITm	5.5% p.a. + TOM	1999-2006	investment consulting
22	NOVA KBM	KBM1E	5 Oct 1998	7,669,378.22 EUR	6% p.a.	1998-2003	banking
23	NOVA KBM	KBM2	14 Nov 2000	9 EURm	5.9% p.a.	2000-2006	banking
24	NOVA KBM	KBM3	14 Nov 2001	2,000 SITm	5.8% p.a. + TOM	2001-2006	banking
25	NOVA KBM	KBM4	14 Nov 2001	9 EURm	6% p.a.	2001-2006	banking
26	NOVA LJUBLJANSKA BANKA	NLB1	29 Dec 1997	2,730 SITm	6.75% p.a. + TOM	1997-2002	banking
27	NOVA LJUBLJANSKA BANKA	NLB2E	29 Dec 1997	10,225,837.26 EUR	7% p.a.	1997-2002	banking
28	NOVA LJUBLJANSKA BANKA	NLB3	18 July 2000	4,000 SITm	5.25% p.a. + TOM	2000-2005	banking
29	NOVA LJUBLJANSKA BANKA	NLB4	18 July 2000	5 EURm	5.65% p.a.	2000-2005	banking
30	NOVA LJUBLJANSKA BANKA	NLB5	27 Sept 2001	12 mio EUR	5.8% p.a.	2000-2005	banking
31	PROBANKA	PRB1	15 July 1996	800 SITm	6% p.a. + TOM	1995-2003	banking
32	PROBANKA	PRB2E	3 Nov 1997	3,067,751.29	8% p.a.	1995-2003	banking
33	SKB BANKA	SKB3E	14 Mar 1997	17,895,215.84 EUR	7.5% p.a.	1996-2003	banking
34	SKB BANKA	SKB4A	30 Dec 1999	3,818.2 SITm	5.25% p.a. + TOM	1999-2005	banking
35	SKB BANKA	SKB4B	30 Dec 1999	5,909 EURm	5.25% p.a.	1999-2006	banking
36	STANOVANJSKI SKLAD RS	SSR1E	4 July 1996	4,083,023.58 EUR	6% p.a.	1995-2010	national mortgage agency
37	STANOVANJSKI SKLAD RS	SSR2	30 June 1998	2,000 SITm	7.2% p.a. + TOM	1998-2008	national mortgage agency
38	SLOVENSKA ZADRUŽNA KMETIJSKA BANKA	ZBK1E	10 July 1995	2,556,459.41 EUR	10% p.a.	1994-2004	banking
39	SLOVENSKA ZADRUŽNA KMETIJSKA BANKA	SZB3	15 Mar 2000	2,000 SITm	5.3% p.a. + TOM	1999-2005	banking

MUNICIPAL and GOVERNMENT BONDS

	Issuer	Trading code	First trading day	Nominal value of issue traded	Coupon interest rate	Maturity	Sector
1	REPUBLIC OF SLOVENIA	RS04E	6 Aug 1998	136,803,812.19 EUR	8% p.a.	1996-2022	government bond
2	REPUBLIC OF SLOVENIA	RS08E	24 Nov 1993	49,356,539.17 EUR	5% p.a.	1993-2003	government bond
3	REPUBLIC OF SLOVENIA	RS10	14 June 1999	52,189.61 SITm	4.5% p.a. + TOM	1997-2007	government bond
4	REPUBLIC OF SLOVENIA	RS12	14 June 1999	3,032 SITm	4.5% p.a. + TOM	1997-2002	government bond
5	REPUBLIC OF SLOVENIA	RS13E	14 June 1999	54,555,355.02 EUR	5.55% p.a.	1998-2008	government bond
6	REPUBLIC OF SLOVENIA	RS14	29 Feb 2000	6,304 SITm	4% p.a. + TOM	1999-2003	government bond
7	REPUBLIC OF SLOVENIA ISSUE	RSE	29 Feb 2000	8,981.3 SITm	5.1% p.a. + TOM	1995-2002	government bond
8	REPUBLIC OF SLOVENIA ISSUE	RSH	29 Feb 2000	4,790.2 SITm	5.55% p.a. + TOM	1995-2005	government bond
9	REPUBLIC OF SLOVENIA ISSUE	RSI	23 Jan 1997	8,981.3 SITm	5.7% p.a. + TOM	1995-2006	government bond
10	REPUBLIC OF SLOVENIA ISSUE	RS16	15 Mar 2000	6,000 SITm	4.2% p.a. + TOM	2000-2003	government bond
11	REPUBLIC OF SLOVENIA ISSUE	RS17	15 Mar 2000	9,000 SITm	4.7% p.a. + TOM	2000-2005	government bond
12	REPUBLIC OF SLOVENIA ISSUE	RS18	15 May 2000	50 EURm	6% p.a.	2000-2010	government bond
13	REPUBLIC OF SLOVENIA ISSUE	RS19	18 Aug 2000	6,000 SITm	4.2% p.a. + TOM	2000-2003	government bond
14	REPUBLIC OF SLOVENIA ISSUE	RS20	12 Dec 2000	6,000 SITm	4.2% p.a. + TOM	2000-2003	government bond
15	REPUBLIC OF SLOVENIA	RS22	22 Feb 2001	8,000 SITm	4.7% p.a. + TOM	2001-2006	government bond
16	REPUBLIC OF SLOVENIA	RS23	20 Feb 2001	40 EURm	6% p.a.	2001-2011	government bond
17	REPUBLIC OF SLOVENIA	RS24	22 Mar 2001	1,100 SITm	4.2% p.a. + TOM	2001-2004	government bond
18	REPUBLIC OF SLOVENIA	RS25	3 May 2001	8,000 SITm	4.7% p.a. + TOM	2001-2006	government bond
19	REPUBLIC OF SLOVENIA	RS26	14 June 2001	50 EURm	5.375% p.a.	2001-2011	government bond
20	REPUBLIC OF SLOVENIA	RS27	20 Dec 2001	17,000 SITm	4.7% p.a. + TOM	2001-2006	government bond
21	REPUBLIC OF SLOVENIA	RS28	25 Jan 2002	10,500 SITm	4.2% p.a. + TOM	2002-2005	government bond
22	REPUBLIC OF SLOVENIA	RS29	25 Jan 2002	10,278 EURm	5.375% p.a.	2002-2012	government bond
23	REPUBLIC OF SLOVENIA	RS31	25 Jan 2002	2,974.68 SITm	4.7% p.a. + TOM	2002-2007	government bond
24	REPUBLIC OF SLOVENIA	RS32	25 Jan 2002	23,8655 EURm	5.375% p.a.	2002-2012	government bond
25	SLOVENSKA RAZVOJNA DRUŽBA	SKR1E	3 July 1995	25,564,594.06 EUR	5% p.a.	1993-2003	development fund of Republic Slovenia

TOM (abbreviation for: "temeljna obrestna mera" - base interest rate) - indexation factor, calculated as twelve month average of monthly consumer price index

F1) OFFICIAL MARKET (2)

COMMON SHARES

	Issuer	Trading code	First trading day	Nominal value of issue listed	Number of shares traded	Isin code	Sector
1	AERODROM LJUBLJANA	AELG	8 Oct 1997	1,936.229 SITm	1,936,229	SI0031103276	airport services
2	BANKA KOPER	BKP	14 Mar 2000	5,313.59 SITm	531,359	SI 002110547 1	banking
3	BLAGOVNO TRGOVINSKI CENTER BTC	BTC	4 Oct 1994	5,806.624 SITm	725,828	SI0031100504	retail, wholesale and real estate trade
4	COMET ZREČE	CHZG	2 Nov 1998	1,700.688 SITm	1,700,688	SI0031104407	grinding wheels and other non-metals production
5	DELO LJUBLJANA	DELR	13 Jan 1999	667.464 SITm	667,464	SI 003110445 6	publishing
6	DELO PRODAJA	DPRG	12 Feb 2001	593.549 SITm	593,549	SI0031107079	trade
7	DROGA PORTOROŽ	DRPG	12 June 1996	2,827.68 SITm	282,768	SI0031100256	food processing industry
8	EMONA OBALA KOPER	EOKG	7 Jan 1998	1,741.456 SITm	1,741,456	SI0031102682	commerce
9	ETOL CELJE	ETOG	21 Feb 1997	2,745.76 SITm	274,576	SI0031101338	essential oils and fragrances production
10	GEODETSKI ZAVOD SLOVENIJE	GZRG	8 Jan 2001	379.820 SITm	379,820	SI0031110339	surveying and cartography
11	GORENJE VELENJE	GRVG	10 Nov 2000 official market (2 June 1998 free market)	12,200 SITm	12,200,000	SI0031104076	household appliances
12	GRADBENO PODJETJE GROSUPLJE	GPG	23 Dec 1994	19,941.1 SITm	199,411	SI0031100728	construction industry
13	INTEREUROPA KOPER	IEKG	12 Jan 1998	7,210.7 SITm	7,210,700	SI0031100090	retail trade
14	ISTRABENZ KOPER	ITBG	16 June 1997	5,180 SITm	5,180,000	SI0031102070	holding companies management
15	KOMPAS MTS	MTSG	8 Dec 2000	3,526.714 SITm	3,526,714	SI0031103706	catering service, border-crossing and tourist services
16	KOLINSKA LJUBLJANA	KOLR	8 Jan 1996	3,166.992 SITm	3,166,992	SI0031100058	food processing industry
17	KOLONIALE VELETRGOVINA MARIBOR	KLMG	30 July 1999	650.516 SITm	650,516	SI 003110515 6	domestic market food and non food products wholesale
18	KRKA TOVARNA ZDRAVIL NOVO MESTO	KRKG	4 Nov 1997	14,170.448 SITm	3,542,612	SI0031102120	pharmaceutical & chemical industry
19	LEK LJUBLJANA	LEKA	11 Sep 1996	10,743.738 SITm	1,790,623	SI0031100645	pharmaceuticals
20	LUKA KOPER	LKPG	20 Nov 1996	7,140 SITm	7,140,000	SI0031101346	transport
21	MERCATOR LJUBLJANA	MELR	22 Dec 1997	32,085.04 SITm	3,208,504	SI0031100082	commerce industry, agriculture
22	MERKUR KRANJ	MER	30 Nov 1998	91,258.5 SITm	912,585	SI0031104639	wholesale and retail trade
23	MLINOTEST AJDOVŠČINA	MAJG	3 Apr 2000	2,389.177 SITm	2,389,177	SI 003110820 0	food processing industry
24	NIKA BREŽICE	NIKA	23 June 1992	479.688 SITm	479,688	SI0031100793	financial consultancy and services
25	PETROL LJUBLJANA	PETG	5 May 1997	12,517.806 SITm	2,086,301	SI0031102153	crude-oil and gas trade
26	PIVOVARNA LAŠKO	PILR	1 Feb 2000	6,363.405 SITm	6,363,405	SI 003110741 8	brewery
27	PIVOVARNA UNION	PULG	6 Mar 2000	4,511.14 SITm	451,114	SI 003110907 5	brewery and soft drinks
28	RADENSKA RADENCI	RARG	3 Apr 1997	5,061.856 SITm	5,061,856	SI0031102302	health resort
29	SALUS LJUBLJANA	SALS	16 Jan 1992	124.97 SITm	124,970	SI 003110568 5	full-line pharmaceutical wholesale
30	SAVA KRANJ	SAVA	6 Jan 2000	17,209.87 SITm	1,720,987	SI0031108457	chemicals
31	SKB BANKA	SKBB	19 Nov 1991	12,649.2 SITm	12,649,200	SI0021100670	banking
32	TEHNOUNION LJUBLJANA	TEHG	26 Nov 1998	840.05 SITm	84,005	SI0031100025	sales agent and marketing of motor vehicles
33	TERME ČATEŽ	TCRG	26 Aug 1993	2,699.886 SITm	449,981	SI0031100637	health resort
34	ZDRAVILIŠČE MORAVSKE TOPLICE	ZMTG	25 Sep 1997	2,861.843 SITm	2,861,843	SI0031103250	health resort
35	ŽIVILA KRANJ	ZKNG	15 May 2000	3,199.97 SITm	319,997	SI 003110678 2	trade and catering industry
36	ŽITO LJUBLJANA	ZTOG	20 Mar 2000	3,487.65 SITm	348,765	SI 003110844 0	flour, bread, pasta and sweets production

PREFERRED SHARES

	Issuer	Trading code	First trading day	Nominal value of issue listed	Number of shares traded	Isin code	Sector
1	LEK LJUBLJANA	LEKB	6 May 1999	832.920 SITm	138,820	SI 003120027 0	pharmaceuticals
2	PROBANKA MARIBOR	PRBP	30 Mar 1993	400 SITm	400,000	SI 002120040 5	banking
3	VIPA BANKA	VPPP	28 June 1994	350 SITm	17,500	SI 002120031 4	banking

F2) FREE MARKET (1)

CORPORATE BONDS

	Issuer	Trading code	First trading day	Nominal value of issue traded	Interest rate	Maturity	Sector
1	AUTOCOMMERCE LJUBLJANA	ACL1E	15 Dec 1997	11,401,808.95 EUR	8% p.a.	1997-2006	foreign and domestic trade, service and production
2	BANKA KOPER	BKP2	2 Dec 1998	3 USDm	LIBOR + 0,5% p.a.	1997 - 2002	banking
3	BANKA KOPER	BKP3	5 Jan 2000	5 EURm	5% p.a.	1999-2004	banking
4	BANKA KOPER	BKP4	21 Dec 2000	2,000 SITm	6% p.a. + TOM	2000-2005	banking
5	KD INVESTMENTS	KD01E	24 July 1996	4,090,335.05 EUR	10% p.a.	1996-2006	investment
6	PROBANKA	PRB4	15 Mar 2000	5 EURm	5.5% p.a.	1999-2007	banking
7	UBK BANKA	UBKKE	5 Jan 1995	3,067,751.29 EUR	8.5% floating rate	1994-2004	banking
8	BANKA VIPA	VP01E	5 Jan 1995	1,022,583.76 EUR	10% p.a.	1994-2004	banking
9	POTEZA	BDP2	13 Dec 1999	1.5 EURm	7.5% p.a.	1999-2004	brokerage house
10	SI.MOBIL	SM01E	24 Sep 1999	2,556,459.41 EUR	6% p.a.	1999-2006	telecommunication
11	SIP STROJNA OPREMA	SIP1AE	19 June 2000	3,323,397.23 EUR	6% p.a.	1999-2009	production of tractors and other agricultural, forestry and cultivation machinery
12	SIP STROJNA OPREMA	SIP1BE	19 June 2000	1,763,956.99 EUR	6% p.a.	1999-2009	production of tractors and other agricultural, forestry and cultivation machinery

* floating interest rate calculated as an average annual interest rate of long-term government bonds denominated in DEM

MUNICIPAL and GOVERNMENT BONDS

	Issuer	Trading code	First trading day	Nominal value of issue traded	Coupon interest rate	Maturity	Sector
1	COMMUNITY OF ŠMARJE PRI JELŠAH	OSMOE	5 Jan 1995	5,112,918.81 EUR	10% p.a.	1992-2002	municipal bond
2	SLOVENSKA ODŠKODNINSKA DRUŽBA	SOS2E	7 Apr 1997	357,910,000 EUR	6% p.a.	1996-2004	meeting commitments deriving from denationalisation process
3	STANOVANJSKI SKLAD RS	SSR3	8 May 2001	2,000 SITm	6.1% p.a.+ TOM	2001-2011	national mortgage agency

TOM (abbreviation for: "temeljna obrestna mera" - base interest rate) - indexation factor calculated as twelve month average of monthly consumer price index

F2) FREE MARKET (2)

COMMON SHARES

	Issuer	Trading code	First trading day	Nominal value of issue listed	Number of shares traded	Isin code	Sector
1	AGROKOMBINAT MARIBOR	AKMG	24 Sep 1999	403.808 SITm	403,808	SI 003110433 2	retail, fooder production for livestock, meat and milk products, granary services
2	AKTIVA AVANT	AAFR	16 Aug 2001	4.814.478 SITm	4,814,478	SI0021110620	holding companies management
3	ALPDOM RADOVLJICA	ALDG	7 Apr 2000	47.816 SITm	47,816	SI 003110938 0	real estate and residence management and sale, business engineering
4	ALPETOUR POTOVALNA AGENCIJA ŠKOFJA LOKA	APAG	2 Aug 2000	526.084 SITm	263,042	SI0031109893	passengers transportat
5	AVANT HOLDING LJUBLJANA	AVHR	14 Apr 2000	706.855 SITm	706,855	SI 003110948 9	holding companies management, enterprise and business consulting, market research and operating with fixed property
6	AVTO CELJE	AVCG	4 Feb 1997	418.077 SITm	418,077	SI0031102112	car sale and repair services
7	AVTOPREVOŽNIŠTVO IN SERVISI VELENJE	ASVG	1 Sep 1997	308.696 SITm	308,696	SI0031103151	transport company
8	BELINKA HOLDING LJUBLJANA	BELG	19 Oct 2000	2.702.532 SITm	2,702,532	SI 003110216 1	holding companies management
9	BOHOR ŽAGA IN FURNIRNICA ŠENTJUR	BFUG	18 June 1997	209.170 SITm	209,170	SI0031102757	sawmill and veneer production
10	CAPITA LJUBLJANA	CAP1	5 Sep 1997	582.021 SITm	582,021	SI0021100035	holding companies management
11	CEMENTARNA TRBOVLJE	CTRG	29 May 2000	1.766 SITm	176,600	SI 003110962 0	cement production
12	CERTIUS HOLDING	CERR	15 Jan 2001	1.875.377 SITm	1,875,377	SI0031110446	holding companies management
13	CETIS CELJE	CETG	10 Mar 1997	2.400 SITm	200,000	SI0031100843	paper industry and graphics
14	CINKARNA CELJE	CICG	6 Mar 1998	4.874.862 SITm	812,477	SI0031103805	metallurgic and chemical industry
15	CM CELJE	CEMG	1 Mar 2001	643.570 SITm	64,357	SI0031109885	design, construction and reconstruction of roads, highways and other traffic areas
16	COLOR MEDVODE	COMG	15 Jan 1998	1.607.402 SITm	803,701	SI0031103607	resin, colours and varnish industry
17	CREINA KRANJ	CRKG	21 Feb 2000	194.376 SITm	48,594	SI 003110915 8	production and wholesale of agricultural and industrial machines and gadgats
18	DADAS MARIBOR	DAD	16 Sep 1997	125.28 SITm	31,320	SI0031100769	financial consultancy and services
19	DANA MIRNA	DMRG	7 June 1999	356.128 SITm	356,128	SI 003110520 6	secondary industry of fruit processing and production of alcohol and non-alcohol drinks
20	DOM SMREKA	DSMG	21 Sep 1999	406.199 SITm	406,199	SI 003110725 1	retail of construction material, heating and wood
21	DRAVINJSKI DOM SLOVENSKE KONJICE	DSKG	19 May 2000	216.56 SITm	216,560	SI 003110958 8	wholesale and retail of food and non-food products
22	DZS LJUBLJANA	DZS	12 May 1999	1.429.368 SITm	1,429,368	SI 003110527 1	publishing and trading
23	EGOLES ŠKOFJA LOKA	GKRG	17 Sep 1999	258.3 SITm	258,300	SI 003110714 5	forest management and sale of wood products
24	ELMO LJUBLJANA	IELG	22 Feb 2001	708 SITm	708,000	SI0031110263	electrical installations
25	FRUCTAL AJDOVŠČINA	FRAG	6 Jan 1998	2.504.151 SITm	2,504,151	SI0031103599	food-processing industry
26	GEA COLLEGE LJUBLJANA	GEAR	5 Jan 1995	147.885 SITm	147,885	SI0031100801	consulting
27	GEA TOVARNA OLJA SLOV.BISTRICA	GSBG	30 June 1996	660.348 SITm	660,348	SI0031101296	oil - producing industry
28	GRAD PRESTRANEK	GDPR	1 Feb 2000	345.88 SITm	43,235	SI 003110898 6	revitalisation and renewal of the Prestranek estate; catering and tourist activities; horse breeding
29	GRADIS GP LJUBLJANA	GLJG	12 July 1999	609.5 SITm	304,750	SI 003110393 8	construction
30	GRAND HOTEL UNION LJUBLJANA	GHUG	5 Jan 2000	1.814.613 SITm	1,814,613	SI 003110865 5	hotel industry
31	GORENJSKI TISK KRANJ	GTKG	19 Sep 1996	960.176 SITm	960,176	SI 003110119 7	graphics services
32	GORIŠKE OPEKARNE RENČE	GORG	8 Mar 1999	392.725 SITm	392,725	SI0031104993	production of different clay brick products
33	GOZDNO GOSPODARSTVO BLEJ	GGBG	27 Dec 1999	611.9 SITm	611,900	SI 003110737 6	forest management
34	GOZDNO GOSPODARSTVO POSTOJNA	GZPG	30 June 1999	489.52 SITm	489,520	SI 003110571 9	forest management and sale of wood products
35	PPC GORENJSKI SEJEM KRANJ	GSKG	29 Apr 1999	336.091 SITm	336,091	SI 003110511 5	exhibition, fair and congress organisation
36	HELIOS DOMŽALE	HDOG	19 Sep 1996	2.198.61 SITm	219,861	SI0031101148	intermediary on fuel, mine sector
37	HIDROTEHNIK LJUBLJANA	VHLG	5 July 1999	330.034 SITm	330,034	SI 003110551 1	building industry and protection against flood damage
38	HIPOTEKARNA BANKA BREŽICE	HBR	14 Dec 1998	600 SITm	300,000	SI0021100746	banking
39	HOTELI PALACE PORTOROŽ	PALG	7 Oct 1997	2.346.102 SITm	2,346,102	SI0031103300	hotel industry
40	IMP ČRPALKE	ICRG	9 Sep 1998	333.034 SITm	333,034	SI0031104340	production of pumps
41	INLES RIBNICA	IHPG	8 Oct 1999	1.111.050 SITm	555,525	SI 003110745 9	production of furniture
42	INTARA LJUBLJANA	INTR	5 Jan 1995	101 SITm	101,000	SI0031101148	brokerage house
43	INTEGRAL JESENICE	INJG	14 Sep 1999	243.784 SITm	243,784	SI 003110708 7	merchandise and passenger transport, motor vehicle service and repairs
44	INTERTRADE ITA LJUBLJANA	INRG	20 Oct 1997	695.31 SITm	69,531	SI0031103334	mechanical engineering representative
45	INTERTRADE ITS LJUBLJANA	ITSG	24 Apr 1998	1.260 SITm	1,260,000	SI0031103946	information and computer service
46	INTES MARIBOR	IMTG	9 Mar 2000	549.982 SITm	549,982	SI 003110920 8	cereal processing and production of farinaceous food
47	JADRAN SEŽANA	JASG	23 Sep 1996	226.334 SITm	226,334	SI0031101544	commerce industry
48	JATA LJUBLJANA	JMLG	23 Sep 1996	1.196.02 SITm	119,602	SI0031101536	production and processing of poultry meat
49	JATA EMONA	JAMR	15 Jan 2002	3.197.534 SITm	3,197,534	SI0031111097	production and retailing of poultry meat
50	JAVOR PIVKA	JPIG	13 Nov 2000	1.194.7 SITm	1,194,700	SI0031109109	production of plywood, bound and layer wood, fibre and other slabs
51	JELEN SLOVENSKE KONJICE	JESG	29 Nov 1999	50.849 SITm	50,849	SI 003110430 8	restaurant & hotel capacities
52	JUTEKS ŽALEC	JTKG	2 Nov 1999	641.432 SITm	641,432	SI 003110786 3	carpet production on various linings
53	KEMA PUČONCI	KEPG	17 Dec 1998	217.346 SITm	217,346	SI 003110420 9	production of special buildingmaterials
54	KOVINOTEHNA CELJE	KCEG	17 Jul 1996 (5 Nov 2001 free market)	4.124.504 SITm	4,124,504	SI0031100157	iron and nonferrous metals production - wholesale trade, retail trade
55	KLASJE CELJE	KLAG	2 July 1999	734.716 SITm	734,716	SI 0031105487	bread, pastries and sweets production
56	KMETIJSKI KOMBINAT PTUJ	KMPG	27 Oct 1998	2.531.109 SITm	2,531,109	SI0031104563	agriculture and meat products
57	KD HOLDING	KDHR	5 Feb 2001	7.399.752 SITm	924,969	SI0031110461	holding companies management
58	KD INVESTMENTS	KDZR	3 Aug 1998	160 SITm	20,000	SI0021103880	investments
59	KOMPAS HOTELI KRANJSKA GORA	KHKG	31 May 1996	1.627 SITm	162,700	SI0031100520	tourism, hotel industry
60	KS-1 NALOŽBE	KSNR	10 Aug 2001	417.8783 SITm	4,178,783	SI0021110893	holding companies management
61	KOŠAKI TMI MARIBOR	TKMG	11 Oct 1999	432.36 SITm	43,236	SI 003110424 1	secondary meat industry and production of meat products
62	KRUH PECIVO MARIBOR	KPEG	2 July 1997	555.934 SITm	555,934	SI0031102955	bread and pastries production
63	LESNINA EMMI SLOV.BISTRICA	LSBG	8 May 1996	684.037 SITm	684,037	SI0031100355	aluminium and wood production
64	LESNINA	MILG	12 Jan 2002	2.906.81 SITm	76,495	SI0031111162	wholesale and retail of furniture

F2) FREE MARKET (3)

COMMON SHARES

	Issuer	Trading code	First trading day	Nominal value of issue listed	Number of shares traded	Isin code	Sector
65	LIP BLEED	LLBG	12 Jan 2000	2,155.899 SITm	2,155,899	SI 003110871 3	wood manufacturing
66	LIV POSTOJNA	LIVG	16 Nov 1999	1,616 SITm	161,600	SI 003110796 2	production of vacuum cleaners, plastic tubes and fittings, bicycles, hydraulic elevators and concrete mixers
67	LIZ INŽENIRING LJUBLJANA	LIZG	11 Mar 1999	188,677 SITm	188,677	SI 003110371 4	consulting and engineering in object construction
68	MARINA PORTOROŽ	MAPG	19 Sep 1996	627,864 SITm	313,932	SI0031100587	nautical and hotel industry
69	OLJARICA KRANJ	MOKG	27 Jan 1999	704,04 SITm	70,404	SI 003110201 3	production of cooking oil
70	MEDALJON MARIBOR	MEDR	12 Oct 1999	1,734 SITm	1,734,000	SI 003110691 5	management of holding companies, business operations of own real estate and renting own real estate
71	MEDVEŠEK PUŠNIK LJUBLJANA	MPL	12 Dec 1997	160 SITm	80,000	SI0021103245	financial consulting
72	MELAMIN KOČEVJE	MKOG	23 Sep 1996	466,489 SITm	466,489	SI003110201	chemical industry
73	MERCATA HOLDING	MEHR	30 Jan 2001	2,898,918 SITm	2,898,918	SI0031110065	holding companies management
74	MERCATA 1 HOLDING	MHLR	30 Jan 2001	2,693,249 SITm	2,693,249	SI0031110073	holding companies management
75	MESNA INDUSTRIJA PRIMORSKE	MIPG	19 June 2000	1,478,742 SITm	1,478,742	SI 003110969 5	meat processing industry; wholesale and retail trade with provisions
76	MITOL SEŽANA	MISG	15 May 1997	770,509 SITm	770,509	SI0031102716	production and sale of adhesive substances and resinous compound
77	MLADINSKA KNJIGA TISKARNA LJUBLJANA	MKTG	11 Oct 1999	1,039,54 SITm	103,954	SI 003110094 2	printing, publishing, retail and wholesale
78	MURALES LJUTOMER	MULG	2 Mar 2001	322,045 SITm	322,045	SI0031107780	production of wood furniture
79	MLAJ ZADOBROVA	MTZG	20 June 2001	67,062 SITm	67,062	SI0031110479	wood manufacturing
80	NAMA LJUBLJANA	NALG	20 Dec 1999	2,861,31 SITm	2,861,310	SI 003110269 0	retail trade and renting of business premises
81	NIKO ŽELEZNIKI	NKPG	17 Sep 1999	358,75 SITm	35,875	SI 003110717 8	office material, industrial paper-clips, electromagnets and other metal mechanisms production
82	NOVOLIT NOVA VAS	NNVG	6 Jan 1997	224,298 SITm	224,298	SI0031101684	production of building material used for construction elements
83	PINUS RAČE	PIRG	13 June 1996	1,482,03 SITm	148,203	SI0031100371	chemical industry
84	PLAMA PUR	POPG	6 Dec 1999	686,798 SITm	686,798	SI 003110822 6	production and refashioning of poliuretanic (plastic) foams
85	POM-INVEST	POIR	19 Oct 2001	2,241,983 SITm	2,241,983	SI0021110984	holding companies management
86	POTROŠNIK CELJE	POCG	12 Nov 1997	614,973 SITm	614,973	SI0031103425	retail trade
87	PULSAR HOLDING	PLHR	13 Aug 2001	939,319 SITm	939,319	SI0021110901	holding companies management
88	VELETRGOVINA POTROŠNIK MS	POMG	14 Jan 1999	777,581 SITm	777,581	SI 003110486 0	wholesale and retail trade
89	RAZVOJNA DRUŽBA LJUBLJANA	RDRO	5 Jan 1995	219,48 SITm	21,948	SI0031100751	consulting
90	RTC KRVAVEC	RKRG	17 Oct 1997	411,468 SITm	205,734	SI0031103284	transport of passengers, goods and various loads
91	RUDIS TRBOVLJE	RUTG	13 Sep 1996	516,996 SITm	516,996	SI0031100900	construction industry
92	SATURNUS AVTOOPREMA LJUBLJANA	SAAG	14 Apr 1997	966,122 SITm	483,061	SI0031102542	motorvehicles light equipment industry
93	SATURNUS EMBALAŽA LJUBLJANA	SELG	3 Nov 1997	840,64 SITm	84,064	SI0031103383	production of package
94	SAVINJA MOZIRJE	MSMG	21 Sep 1999	105,78 SITm	105,780	SI 003110685 7	retail of food and non-food provisions
95	SIJAJ HRASTNIK	SIHG	7 Oct 1999	268,8 SITm	26,880	SI 003110742 6	production of decorative lights and metal products
96	KD GROUP	SKDR	21 Dec 2000	198,352 SITm	99,176	SI0031110164	holding companies management
97	SLOVENIJALES LJUBLJANA	SLLG	8 May 1996	3,037,77 SITm	303,777	SI0031100405	commerce, engineering, representation
98	SVILA MARIBOR	SVMG	17 Jan 1997	1,263,478 SITm	1,263,478	SI0031102096	textile industry
99	SVILANIT KAMNIK	SKAG	14 Apr 1997	816,974 SITm	408,487	SI0031102450	textile industry
100	TEKSTINA AJDOVŠČINA	TEAG	12 Feb 1997	1,127,293 SITm	1,127,293	SI031102211	textile industry
101	TOPLICE DOBRNA	ZDDG	5 July 1999	682,01 SITm	682,010	SI031105396	medical services, tourist and hotel trade
102	TOSAMA DOMŽALE	TODG	13 Sep 1996	2,966,7 SITm	295,670	SI0031101361	sanitary material production
103	TOVARNA SLADKORJA ORMOŽ	TSOR	12 Apr 1996	4,971,63 SITm	497,163	SI0031100207	sugar production
104	TUS KO-SI SLOVENJ GRADEC	TUKG	9 Mar 2000	229,456 SITm	229,456	SI 003110924 0	production of non-woven materials
105	TUB SWATY MARIBOR	TUBG	30 Dec 1997	1,155,76 SITm	288,940	SI0031103441	production and trade of knife grinders
106	UNITAS LJUBLJANA	USLG	26 Nov 1998	145,115 SITm	145,115	SI0031104670	production of sanitary, water and gas fittings
107	UPIMO GROUP LJUBLJANA	UPGR	9 July 19997	215 SITm	215,000	SI0021102668	counseling services on trading and marketing and financial engineering
108	VALKARTON LOGATEC	VLOG	26 Jun 1997	852,097 SITm	852,097	SI0031102310	cardboard production
109	ZASAVSKI RAČUNSKI CENTER TRBOVLJE	ZRCG	27 Dec 1999	43,466 SITm	43,466	SI 003110856 4	consultancy engineering, electronic data processing, sale of software products
110	ZDRAVILIŠČE ROGAŠKA	RGS	11 Feb 1999	891,864 SITm	891,864	SI0031104894	health resort
111	ŽR - MONTER DRAVOGRAD	ZMDG	17 Sep 1999	275,835 SITm	275,835	SI 003110696 4	management of investment portfolios of subsidiaries

PREFERRED SHARES

	Issuer	Trading code	First trading day	Nominal value of issue listed	Number of shares traded	Isin code	Sector
1	HIPOTEKARNA BANKA BREŽICE	HBP	14 Dec 1998	159 SITm	79,500	SI0021200074	banking
2	KOVINOTEHNA CELJE	KCEU	17 Jul 1996 (5 Nov 2001 free market)	527,955 SITm	527,955	SI 003120001 5	iron and nonferrous metals production - wholesale trade, retail trade
3	KD HOLDING	KDHP	18 July 2001	2,131,304 SITm	266,413	SI0031200502	holding companies management
4	PRIMOFIN MARIBOR	PFNP	22 Sep 1997	500 SITm	10,000	SI0031200106	financial consultancy
5	ZDRAVILIŠČE ROGAŠKA	RGP	11 Feb 1999	55,636 SITm	27,818	SI0031200288	health resort

F2) FREE MARKET (4)

AUTHORISED INVESTMENT FUNDS

	Issuer	Trading code	First trading day	Nominal value of issue listed	Number of shares traded	Isin code	Sector
1	PID AKTIVA AVANT I LJUBLJANA	AAPR	22 Aug 2001	2,952.004 SITm	29,520,040	SI 002111063 8	authorised investment fund
2	ARKADA ENA LJUBLJANA	AR1N	14 Dec 1998	3,021.073 SITm	30,210,725	SI 002110579 4	authorised investment fund
3	ARKADA DVA LJUBLJANA	AR2N	14 Dec 1998	2,008.723 SITm	20,087,233	SI 002110580 2	authorised investment fund
4	ARKADA TRI LJUBLJANA	AR3N	9 Feb 1999	2,013.547 SITm	20,135,474	SI 002110581 0	authorised investment fund
5	ATENA 1.SKLAD LJUBLJANA	AT1N	12 Oct 1998	29,710.716 SITm	297,107,158	SI 002110582 8	authorised investment fund
6	CAPINVEST 2 LJUBLJANA	CAPN	24 Dec 1998	587.69 SITm	5,876,900	SI 002110622 2	authorised investment fund
7	INFOND ZLAT MARIBOR	IZ0N	29 June 1998	33,685.471 SITm	336,854,710	SI 002110586 9	authorised investment fund
8	KOMPAS SKLAD 2	KS2N	23 Jan 1998	4,429.324 SITm	44,293,242	SI 002110621 4	authorised investment fund
9	KOMPAS SKLAD 4	KS4N	29 Apr 1999	4,163.38 SITm	41,633,800	SI 002110588 5	authorised investment fund
10	KRONA KRONA	KR0N	8 Dec 1998	1,287.162 SITm	12,871,618	SI 002110589 3	authorised investment fund
11	KRONA SENIOR	SN0N	8 Dec 1998	7,317.043 SITm	73,170,428	SI 002110590 1	authorised investment fund
12	MAKSIMA 1 LJUBLJANA	MX1N	16 Nov 1998	21,664.6243 SITm	216,646,243	SI 002110593 5	authorised investment fund
13	MERCATA LJUBLJANA	MR0N	31 Aug 1998	2,892.3982 SITm	28,923,982	SI 002110598 4	authorised investment fund
14	MERCATA 1 LJUBLJANA	MR1N	31 Aug 1998	2,682.1153 SITm	26,821,153	SI 002110599 2	authorised investment fund
15	MODRA LINIJA KOPER	ML0N	7 Apr 1998	5,298.6743 SITm	52,986,743	SI 002110596 8	authorised investment fund
18	NACIONALNA FINANČNA DRUŽBA 1	NF1N	26 Oct 1998	15,833.012 SITm	160,580,300	SI 002110600 8	authorised investment fund
19	NACIONALNA FINANČNA DRUŽBA 2	NF2N	2 July 1999	29,137.966 SITm	291,379,659	SI 002110601 6	authorised investment fund
20	NIKA PID	NK0N	24 Apr 1998	3,257.470 SITm	32,574,698	SI 002110602 4	authorised investment fund
21	NIKA PID 1	NK1N	24 Apr 1998	3,091.110 SITm	30,911,102	SI 002110603 0	authorised investment fund
22	NIKA PID 2	NK2N	24 Apr 1998	1,255.587 SITm	12,555,868	SI 002110604 0	authorised investment fund
23	PID KMEČKA DRUŽBA	KDPN	9 Feb 2001	9,591.3558 SITm	95,913,558	SI 002111023 2	authorised investment fund
24	ID KMEČKA DRUŽBA	KDIN	9 Feb 2001	9,204.6145 SITm	92,046,145	SI 002111023 2	authorised investment fund
25	PLOD LJUBLJANA	PD0N	24 Sep 1999	1,047.802 SITm	10,478,017	SI 002110605 7	authorised investment fund
26	POMURSKA INV.DRUŽBA 1	PM1N	9 Nov 1998	3,592.394 SITm	35,923,940	SI 002110606 5	authorised investment fund
27	POOBLAŠČENA POMURSKA INV. DRUŽBA	PPIR	26 Oct 2001	2,296.74 SITm	22,967,400	SI 002111099 2	authorised investment fund
28	SETEV LJUBLJANA	ST1N	24 Sep 1999	1,540.537 SITm	15,405,373	SI 002110609 9	authorised investment fund
29	TRDNJAVA VELENJE	TR0N	14 June 1999	2,593.276 SITm	25,932,762	SI 002110612 3	authorised investment fund
30	TRDNJAVA I VELENJE	TR1N	5 July 1999	891.79 SITm	8,917,902	SI 002110613 1	authorised investment fund
31	TRGATEV LJUBLJANA	GT0N	24 Sep 1999	1,758.58 SITm	17,585,800	SI 002110619 8	authorised investment fund
32	TRIGLAV STEBER I	TG1N	2 Nov 1998	14,545.899 SITm	147,487,470	SI 002110610 7	authorised investment fund
33	TRIGLAV STEBER II	TG2N	14 June 1999	19,541.255 SITm	195,412,551	SI 002110611 5	authorised investment fund
34	VIPA INVEST	VS0S	29 Jan 2002	10,426.8115 SITm	104,268,115	SI0021111214	authorised investment fund
35	VIZIJA DPB NOVO MESTO	VZ0N	29 June 1998	4,407.463 SITm	44,074,632	SI 002110616 4	authorised investment fund
36	ZLATA MONETA I MARIBOR	ZM1N	31 Mar 1999	6,638.43 SITm	68,297,800	SI 002110617 2	authorised investment fund
37	ZLATA MONETA II MARIBOR	ZM2N	31 Mar 1999	8,233.376 SITm	82,333,757	SI 002110618 0	authorised investment fund
38	ZVON DVA MARIBOR	ZV2N	7 June 1999	14,122.471 SITm	141,224,712	SI 002110592 7	authorised investment fund
39	ZVON ENA MARIBOR	ZV1N	7 Dec 1998	13,461.31 SITm	137,974,360	SI 002110591 9	authorised investment fund

PENSION COUPONS

	Issuer	Trading code	First trading day	Nominal value of issue listed	Number of shares traded	Isin code	Sector
1	PENSION COUPONS	PBON	1 Oct 1999	13,735.154 SITm	137,351,538	SI 002990032 9	creating supplementary pension means and invalid insurance