



MONTHLY STATISTICS

LJUBLJANA STOCK EXCHANGE

February 2002

Year VIII, No. 2/02

TURNOVER

Market	Turnover (in EUR)	Volume in pieces	Number of bargains
Official market	78,718,194	1,911,002	7,195
Shares	50,787,900	1,478,354	6,893
Bonds	27,930,294	432,648	302
Free market	68,957,160	122,567,966	24,568
Shares	25,236,997	1,127,518	4,584
Bonds	10,344,097	244,637	521
Authorised inv.funds	32,465,893	118,010,586	17,601
Pension coupons	910,173	3,185,225	1,862
Short-term securities	0	0	0
Total	147,675,354	124,478,968	31,763

MARKET SIZE

Market	Market capitalisation (in EURm)	Number of securities	Number of issuers
Official market	4,669,776,360	104	57
Shares	3,132,679,883	39	38
Bonds	1,537,096,476	65	19
Free market	1,961,382,176	169	161
Shares	777,071,240	116	112
Bonds	351,026,116	15	11
Inv.funds	802,378,883	37	37
Pension coupons	30,905,937	1	1
Total	6,631,158,536	273	218
Short-term securities	-	12	1

NOMINAL RETURN

STOCK EXCHANGE INDICES	Nominal return in February 2002
Slovenian stock exchange index (SBI 20)	0.54%
Nonweighted slovenian stock exchange index (SBI 20NT)	1.35%
Free market index (IPT)	4.51%
Investment fund index (PIX)	7.40%
Bond index (BIO)	-0.69%

INDUSTRIAL SECTOR INDICES	Nominal return in February 2002
Food and beverages	-3.73%
Pharmaceuticals	1.86%
Chemicals	0.53%
Oil and gas	1.39%
Transport	3.47%
Trade	2.77%





ISSUER

Ljubljana Stock Exchange Inc.
Slovenska 56
1000 Ljubljana

INFORMATIONS

E-mail:	info@ljse.si
Phone:	386 1 47-10-211 386 1 47-10-205
Contact persons:	Simon Mastnak, Ksenija Zver

STATISTICS ON WEB:

http://www.ljse.si/StrAng/Trading/Menu/tr_dpl.htm

Top Five Official Market
12.17.2001

Ticker	Value	Diff	%
PLJL	148.724.001		
PLZB	106.300.007		
PETZ	48.400.000		
PLK	34.487.471		
PLKA	34.343.787		

News

Signing a Memorandum of Co-Operation between Ljubljana and Zagreb Stock Exchanges

Ljubljana Stock Exchange sells its know-how and experience

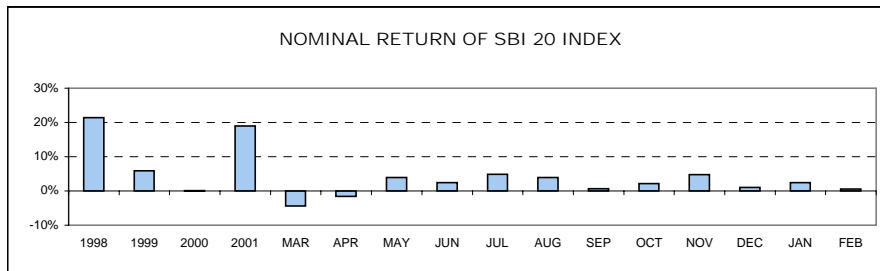
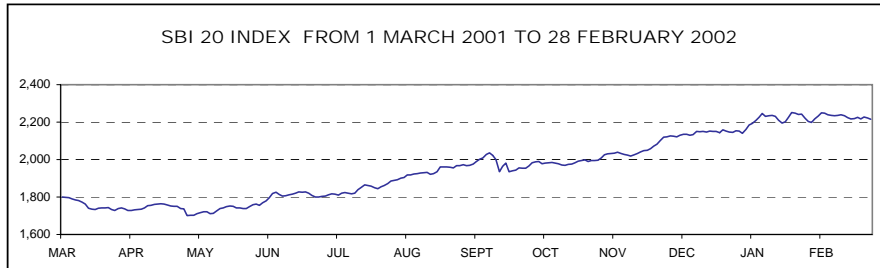
INDEX

	Page
A) STOCK EXCHANGE INDICES	1
B) NUMBER OF ISSUERS, TRADED SECURITIES AND MEMBERS	4
C) TURNOVER	5
C1) Monthly turnover by securities on official market	5
C2) Monthly turnover by securities on free market	7
C3) Most traded securities in last month	12
C4) Turnover by LJSE members	13
C5) Turnover in years 2001 and 2002	14
D) MARKET CAPITALISATION	16
D1) Market capitalisation of shares	17
D2) Market capitalisation of bonds	20
D3) Market capitalisation of authorised investment funds	22
E) OTHER	23
E1) Indicators (shares on official market)	23
E2) Record values	24
E3) New listed securities and changes in year 2001	25
F) LIST OF SECURITIES	26
F1) Official market	26
F2) Free market	28

A) STOCK EXCHANGE INDICES

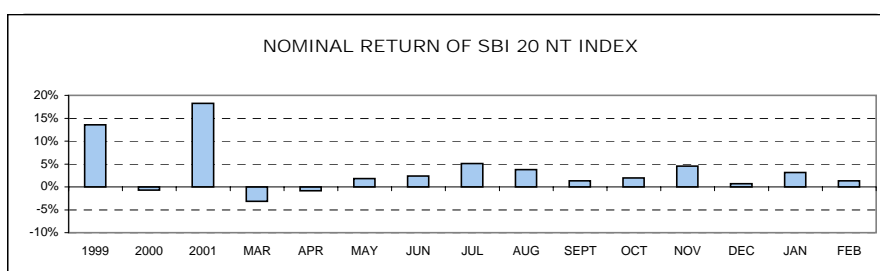
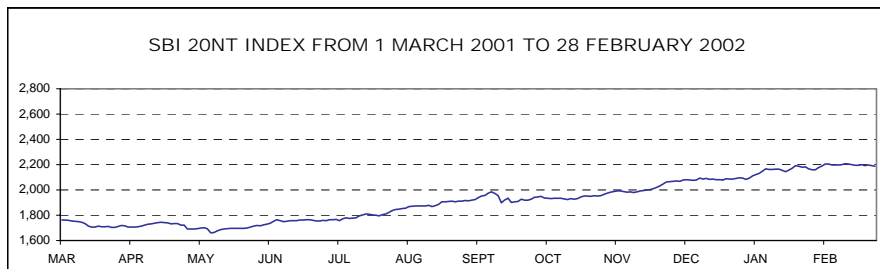
SBI 20 - SLOVENE STOCK EXCHANGE INDEX

Year	Max	Date	Min	Date	Close	Nominal return
1994	1,598.03	28 June 1994	1,131.23	21 Oct 1994	1,396.81	39.68%
1995	1,590.17	9 Nov 1995	1,016.99	13 July 1995	1,448.75	3.72%
1996	1,589.18	13 Mar 1996	891.93	10 Sept 1996	1,183.26	-18.33%
1997	1,655.36	10 Feb 1997	1,156.14	6 Jan 1997	1,404.70	18.71%
1998	2,026.47	10 Aug 1998	1,378.49	6 Jan 1998	1,705.77	21.43%
1999	1,981.87	19 Feb 1999	1,679.48	5 Jan 1999	1,806.26	5.89%
2000	1,903.66	24 Jan 2000	1,584.23	25 May 2000	1,807.94	0.09%
2001	2,159.35	19 Dec 2001	1,700.24	25 Apr 2001	2,151.59	19.01%
Year 2002	Max	Date	Min	Date	Close	Nominal return
January	2,251.87	24 Jan 2002	2,140.80	3 Jan 2002	2,202.96	2.39%
February	2,250.00	6 Feb 2002	2,197.68	1 Feb 2002	2,214.80	0.54%



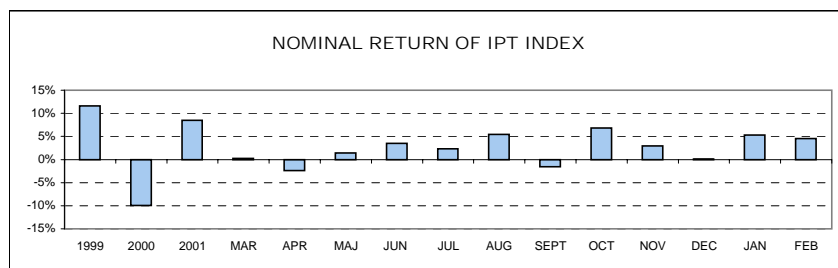
SBI 20NT - NON-WEIGHTED SLOVENE STOCK EXCHANGE INDEX

Year	Max	Date	Min	Date	Close	Nominal return
1998	1,706.07	10 Aug 1998	1,437.30	30 June 1998	1,568.87	n.a.
1999	1,871.02	8 Sept 1999	1,548.95	5 Jan 1999	1,782.03	13.59%
2000	1,841.63	25 Jan 2000	1,585.48	25 May 2000	1,769.15	-0.72%
2001	2,096.75	27 Dec 2001	1,661.96	9 May 2001	2,092.66	18.29%
Year 2001	Max	Date	Min	Date	Close	Nominal return
January	2,191.90	24 Jan 2002	2,082.58	3 Jan 2002	2,159.19	3.18%
February	2,207.69	15 Feb 2002	2,160.71	1 Feb 2002	2,188.24	1.35%



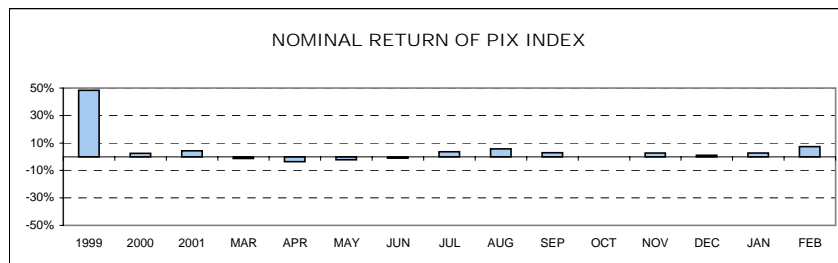
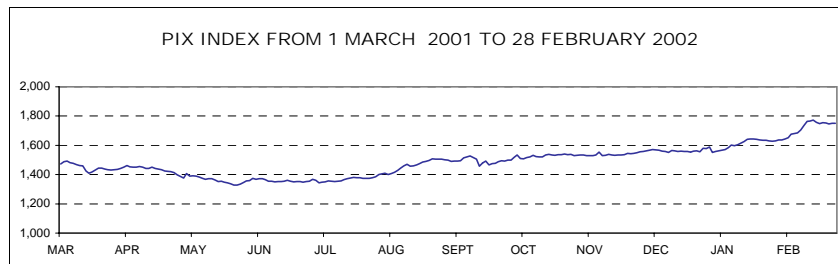
IPT - FREE MARKET INDEX

Year	Max	Date	Min	Date	Close	Nominal return
1998	1,795.31	11 Aug 1998	1,318.83	1 July 1998	1,618.99	n.a.
1999	1,806.98	30 Dec 1999	1,504.61	3 Aug 1999	1,806.98	11.61%
2000	1,772.76	24 Jan 2000	1,469.64	26 Oct 2000	1,627.44	-9.94%
2001	1,769.69	14 Dec 2001	1,415.06	23 May 2001	1,765.60	8.49%
Year 2001	Max	Date	Min	Date	Close	Nominal return
January	1,892.35	22 Jan 2002	1,753.43	8 Jan 2002	1,859.61	5.32%
February	1,980.90	14 Feb 2002	1,872.99	4 Feb 2002	1,943.48	4.51%



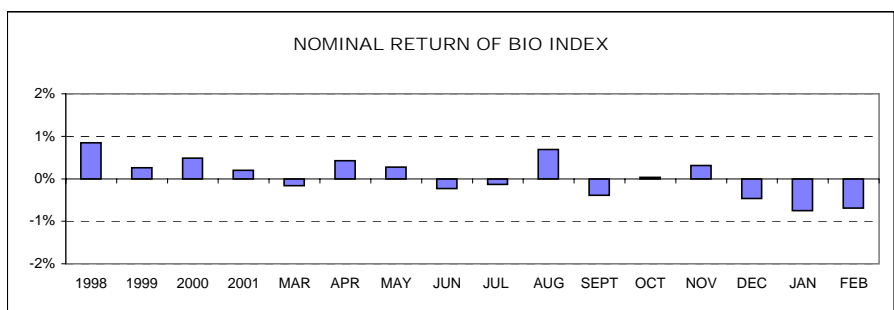
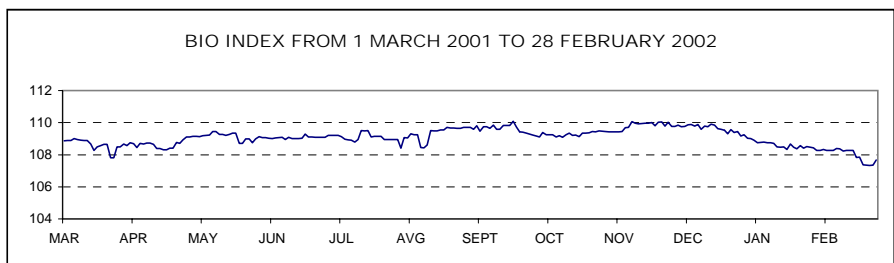
PIX - AUTHORISED INVESTMENT FUNDS INDEX

Year	Max	Date	Min	Date	Close	Nominal return
1999	1,633.77	8 Sep 1999	965.15	5 Jan 1999	1,483.50	48.35%
2000	1,572.13	17 Jan 2000	1,097.07	25 May 2000	1,520.79	2.51%
2001	1,588.02	28 Dec 2001	1,328.44	23 May 2001	1,588.02	4.42%
Year 2001	Max	Date	Min	Date	Close	Nominal return
January	1,644.33	21 Jan 2002	1,551.00	3 Jan 2002	1,630.72	2.69%
February	1,773.32	19 Feb 2002	1,636.69	1 Feb 2002	1,751.32	7.40%



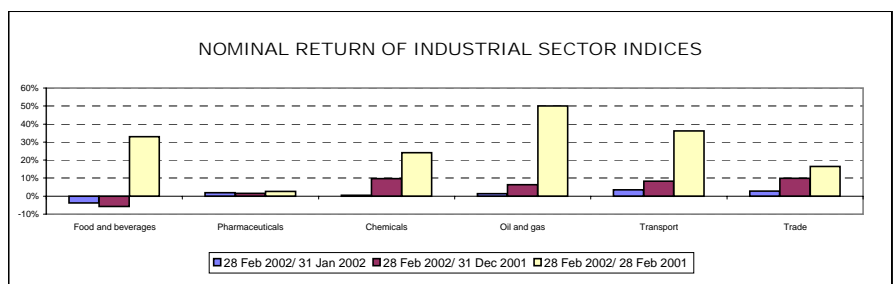
BIO - STOCK EXCHANGE BOND INDEX

Year	Max	Date	Min	Date	Close	Nominal return
1995	113.52	14 Dec 1995	100.46	5 July 1995	111.68	11.68%
1996	111.96	8 Jan 1996	106.61	28 June 1996	107.89	-3.39%
1997	110.97	8 Apr 1997	104.90	29 Jan 1997	107.31	-0.54%
1998	108.22	30 Dec 1998	101.68	25 May 1998	108.22	0.85%
1999	110.52	4 Feb 1999	104.53	16 Aug 1999	108.50	0.26%
2000	109.63	15 Dec 2000	103.96	9 June 2000	109.03	0.49%
2001	110.08	17 Sept 2001	107.81	21 Mar 2001	109.25	0.20%
Year 2001	Max	Date	Min	Date	Close	Nominal return
January	109.03	3 Jan 2002	108.33	21 Jan 2002	108.43	-0.75%
February	108.39	12 Feb 2002	107.34	26 Feb 2002	107.68	-0.69%



INDUSTRIAL SECTOR INDICES

SECTOR	Value as of 28 Feb 2002	Nominal return		
		28 Feb 2002/ 31 Jan 2002	28 Feb 2002/ 31 Dec 2001	28 Feb 2002/ 28 Feb 2001
Food and beverages	2,049.04	-3.73%	-5.80%	33.00%
Pharmaceuticals	2,151.61	1.86%	1.50%	2.65%
Chemicals	2,054.01	0.53%	9.68%	24.03%
Oil and gas	2,745.16	1.39%	6.41%	50.01%
Transport	2,212.58	3.47%	8.34%	36.25%
Trade	1,947.15	2.77%	9.86%	16.49%



B) NUMBER OF ISSUERS, TRADED SECURITIES AND
MEMBERS

	31 Dec 2000	28 Feb 2002	31 Dec 2001	31 Jan 2002	28 Feb 2002
NUMBER OF ISSUERS	225	231	221	218	218
Official market	58	60	57	57	57
Shares	38	40	38	38	38
Bonds	20	20	19	19	19
Free market	167	171	164	161	161
Shares	111	115	113	112	112
Bonds	11	11	12	11	11
Investment funds	44	44	38	37	37
Pension coupons	1	1	1	1	1
	31 Dec 2000	28 Feb 2002	31 Dec 2001	31 Jan 2002	28 Feb 2002
NUMBER OF SECURITIES	267	276	271	272	273
Official market	94	99	100	103	104
Shares	40	42	39	39	39
Bonds	54	57	61	64	65
Free market	173	177	171	169	169
Shares	114	118	117	116	116
Bonds	14	14	15	15	15
Investment funds	44	44	38	37	37
Pension coupons	1	1	1	1	1
Short term securities	8	9	10	12	12
Privatisation shares	176	179	166	162	162
Official market	33	35	32	32	32
Free market - shares	99	100	96	94	94
Free market - investment funds	44	44	38	36	36
	31 Dec 2000	28 Feb 2002	31 Dec 2001	31 Jan 2002	28 Feb 2002
NUMBER OF MEMBERS	34	32	31	31	30

C) TURNOVER

C1) TURNOVER BY SECURITIES ON OFFICIAL MARKET IN FEBRUARY 2002

1. Shares

Issue	Total (in SIT)	Total (in EUR)	Block trades (in SIT)	Cross trades (in SIT)	Share in total turnover on official market	Share in turnover of shares	Volume in pieces	Number of bargains
Total shares	11,323,889,106	50,787,900	5,854,477,120	1,472,553,039	64.52%	100.00%	1,478,354	6,893
Common shares	11,307,222,554	50,713,178	5,854,477,120	1,467,659,507	64.43%	99.85%	1,477,765	6,865
1 PETROL	1,973,948,540	8,852,560	971,375,000	306,037,283	11.25%	17.43%	77,033	884
2 LEK	1,793,353,527	8,043,256	1,088,531,500	215,346,630	10.22%	15.84%	40,747	466
3 GORENJE	1,534,604,235	6,882,534	1,047,443,860	96,782,464	8.74%	13.55%	649,910	752
4 KRKA	1,441,874,498	6,465,846	540,371,420	224,576,014	8.22%	12.73%	49,928	1,050
5 PIVOVARNA LAŠKO	905,174,573	4,063,087	709,082,755	24,856,939	5.16%	7.99%	160,838	341
6 SAVA	690,401,233	3,093,499	423,514,000	139,010,624	3.93%	6.10%	39,638	381
7 MERCATOR	576,413,041	2,585,440	238,747,040	67,815,399	3.28%	5.09%	33,819	520
8 LUKA KOPER	294,139,995	1,318,915	44,044,000	11,183,029	1.68%	2.60%	82,136	338
9 ŽITO	291,808,119	1,308,438	0	26,456,509	1.66%	2.58%	15,641	464
10 INTEREUROPA	289,200,692	1,297,214	183,250,920	12,295,888	1.65%	2.55%	68,888	179
11 ISTRABENZ	269,893,802	1,210,684	227,193,400	10,924,507	1.54%	2.38%	55,084	190
12 DROGA PORTOROŽ	230,360,923	1,034,190	197,218,525	18,553,948	1.31%	2.03%	5,382	34
13 BANKA KOPER	131,300,966	588,843	50,727,500	31,865,483	0.75%	1.16%	1,371	88
14 TEHNOUNION	102,664,668	460,620	92,987,200	9,311,908	0.58%	0.91%	6,194	14
15 TERME ČATEŽ IMENSKE	101,727,115	456,255	39,990,000	39,916,154	0.58%	0.90%	5,620	45
16 ŽIVILA KRANJ	94,145,397	422,329	0	24,795,603	0.54%	0.83%	6,249	186
17 KOLINSKA	87,110,502	390,910	0	47,140,581	0.50%	0.77%	26,027	108
18 KOMPAS MTS	77,286,262	346,537	0	38,422,965	0.44%	0.68%	48,736	75
19 EMONA OBALA KOPER	65,880,370	295,538	0	1,766,980	0.38%	0.58%	28,475	116
20 DELO	63,268,032	283,826	0	39,918,002	0.36%	0.56%	3,545	37
21 MERKUR	58,425,351	262,120	0	3,784,106	0.33%	0.52%	3,583	144
22 DELO PRODAJA	54,546,020	244,506	0	23,553,352	0.31%	0.48%	9,171	46
23 ETOL	52,619,674	236,150	0	43,405,594	0.30%	0.46%	1,897	36
24 ZDRAVILIŠČE MORAVSKE TOPLICE	30,267,240	135,677	0	1,078,093	0.17%	0.27%	19,396	69
25 AERODROM	25,823,325	115,826	0	404,811	0.15%	0.23%	7,005	43
26 PIVOVARNA UNION	17,372,071	77,951	0	1,135,527	0.10%	0.15%	253	54
27 RADENSKA	15,682,382	70,348	0	1,130,410	0.09%	0.14%	12,140	122
28 SALUS B series	15,345,336	68,761	0	1,200,522	0.09%	0.14%	317	23
29 COMET	8,329,594	37,379	0	1,662,244	0.05%	0.07%	4,260	14
30 NIKA	6,340,041	28,445	0	0	0.04%	0.06%	8,603	7
31 MLINOTEST	3,479,934	15,609	0	1,960,380	0.02%	0.03%	2,253	13
32 GEODETSKI ZAVOD SLOVENIJE	3,297,634	14,791	0	1,367,558	0.02%	0.03%	2,956	15
33 KOLONIALE VELETRGOVINA	809,500	3,624	0	0	0.00%	0.01%	505	2
34 SKB BANKA	244,362	1,094	0	0	0.00%	0.00%	150	7
35 GRADB.PODJETJE GROSUPLJE	83,600	376	0	0	0.00%	0.00%	15	2
36 BLAGOV.TRGOVINSKI CENTER BTC	0	0	0	0	0.00%	0.00%	0	0
Preferred shares	16,666,552	74,722	0	4,893,532	0.09%	0.15%	589	28
1 LEK	15,619,802	70,032	0	4,893,532	0.09%	0.14%	364	23
2 PROBANKA	1,046,750	4,690	0	0	0.01%	0.01%	225	5
3 VIPA BANKA	0	0	0	0	0.00%	0.00%	0	0

2. Bonds

Issue	Total (in SIT)	Total (in EUR)	Block trades (in SIT)	Cross trades (in SIT)	Share in total turnover on official market	Share in turnover of bonds	Volume in pieces	Number of bargains
Total bonds	6,227,063,235	27,930,294	4,980,936,397	826,285,189	35.48%	100.00%	432,648	302
1 REPUBLIKA SLOVENIJA 29 th issue	1,072,200,681	4,805,114	1,000,658,431	71,542,250	6.11%	17.22%	48,111	33
2 REPUBLIKA SLOVENIJA 27 th issue	899,022,128	4,036,231	781,768,660	88,926,395	5.12%	14.44%	87,370	25
3 REPUBLIKA SLOVENIJA 4 th issue	849,283,549	3,806,657	564,299,899	27,493,272	4.84%	13.64%	7,323	57
4 REPUBLIKA SLOVENIJA 31 st issue	516,737,590	2,319,935	516,500,000	0	2.94%	8.30%	50,023	2
5 REPUBLIKA SLOVENIJA 14 th issue	495,100,754	2,218,424	0	495,100,754	2.82%	7.95%	46,179	4
6 REPUBLIKA SLOVENIJA 25 th issue	437,798,300	1,963,951	430,330,000	6,212,090	2.49%	7.03%	43,738	15
7 REPUBLIKA SLOVENIJA 17 th issue	397,890,100	1,786,594	397,880,000	0	2.27%	6.39%	40,001	3
8 REPUBLIKA SLOVENIJA 24 th issue	373,306,207	1,673,213	346,946,749	25,659,108	2.13%	5.99%	36,900	7
9 REPUBLIKA SLOVENIJA 10 th issue	259,418,960	1,164,316	249,837,418	9,303,466	1.48%	4.17%	29,285	7
10 REPUBLIKA SLOVENIJA 22 nd issue	201,151,620	903,096	198,610,000	2,419,420	1.15%	3.23%	20,251	6
11 REPUBLIKA SLOVENIJA 18 th issue	167,693,766	751,972	162,390,248	5,234,523	0.96%	2.69%	7,369	4
12 REPUBLIKA SLOVENIJA 26 th issue	163,620,570	734,149	78,748,370	13,038,954	0.93%	2.63%	7,330	46
13 REPUBLIKA SLOVENIJA 15 th issue, E series	100,235,220	449,278	100,235,220	0	0.57%	1.61%	558	1
14 REPUBLIKA SLOVENIJA 15 th issue, H series	90,081,800	404,249	90,081,800	0	0.51%	1.45%	485	2
15 SLOVENSKA RAZVOJNA DRUŽBA	51,889,830	232,863	0	29,990,176	0.30%	0.83%	461	21
16 STANOVANJSKI SKLAD 2 nd issue	32,527,774	146,071	31,989,602	0	0.19%	0.52%	305	2
17 REPUBLIKA SLOVENIJA 20 th issue	32,418,780	145,521	30,660,000	301,530	0.18%	0.52%	3,175	5
18 ABANKA 3 rd issue	13,308,048	59,693	0	11,485,355	0.08%	0.21%	608	4
19 DOLENJSKA BANKA DEVIZNE	11,987,417	53,687	0	11,987,417	0.07%	0.19%	210	2
20 NOVA KBM 1 st issue	11,741,123	52,673	0	0	0.07%	0.19%	102	1
21 BTC HIPOTEKARNE OBVEZNICE	11,422,222	51,220	0	766,780	0.07%	0.18%	1,054	9
22 REPUBLIKA SLOVENIJA 34 th issue	9,031,500	40,432	0	9,031,500	0.05%	0.15%	900	1
23 SKB OBVEZNICE 3 rd issue	7,687,112	34,479	0	7,687,112	0.04%	0.12%	167	4
24 REPUBLIKA SLOVENIJA 32 nd issue	4,473,388	20,080	0	0	0.03%	0.07%	200	1
25 ABANKA 4 th issue	3,565,606	15,985	0	3,117,491	0.02%	0.06%	159	9
26 BANKA CELJE 3 rd issue	2,836,395	12,713	0	0	0.02%	0.05%	126	1
27 HOTELI BERNARDIN	1,908,761	8,565	0	1,908,761	0.01%	0.03%	18	3
28 NLB 2 nd issue, B series	1,338,550	6,000	0	1,338,550	0.01%	0.02%	12	3
29 NLB 2 nd issue, A series	1,217,696	5,464	0	0	0.01%	0.02%	10	1
30 FACTOR BANKA 1 st issue	1,142,394	5,124	0	1,142,394	0.01%	0.02%	47	2
31 ABANKA 1 st issue	1,055,312	4,740	0	1,055,312	0.01%	0.02%	18	2
32 NLB DEVIZNE	684,624	3,068	0	0	0.00%	0.01%	6	1
33 REPUBLIKA SLOVENIJA 15 th issue, I series	561,720	2,522	0	374,759	0.00%	0.01%	3	2
34 KREKOVA BANKA 2 nd issue	513,992	2,303	0	0	0.00%	0.01%	9	1
35 NOVA KBM 2 nd issue	446,785	2,003	0	0	0.00%	0.01%	4	1
36 REPUBLIKA SLOVENIJA 19 th issue	350,000	1,572	0	150,000	0.00%	0.01%	35	2
37 STANOVANJSKI SKLAD RS 1 st issue	262,792	1,177	0	262,792	0.00%	0.00%	34	1
38 REPUBLIKA SLOVENIJA 28 th issue	244,800	1,097	0	0	0.00%	0.00%	24	1
39 REPUBLIKA SLOVENIJA 13 th issue	228,790	1,028	0	228,790	0.00%	0.00%	2	1
40 BANKA ZASAVJE OBVEZNICE 2 nd issue	222,798	1,000	0	111,030	0.00%	0.00%	4	3
41 SL ZADR.KMET.BANKA	155,692	699	0	155,692	0.00%	0.00%	4	1
42 REPUBLIKA SLOVENIJA 12 th issue	106,615	478	0	106,615	0.00%	0.00%	10	1
43 REPUBLIKA SLOVENIJA 23 rd issue	68,995	309	0	68,995	0.00%	0.00%	3	1
44 BANKA VIPA 7 th issue	44,664	200	0	44,664	0.00%	0.00%	1	1
45 BANKA VIPA 4 th issue	39,242	176	0	39,242	0.00%	0.00%	1	1
46 PROBANKA 1 st issue	38,573	173	0	0	0.00%	0.00%	13	1
47 ABANKA 5 th issue	0	0	0	0	0.00%	0.00%	0	0
48 BANKA CELJE 4 th issue	0	0	0	0	0.00%	0.00%	0	0
49 BANKA CELJE 5 th issue	0	0	0	0	0.00%	0.00%	0	0
50 BANKA VIPA 2 nd issue	0	0	0	0	0.00%	0.00%	0	0
51 BANKA VIPA 3 rd issue	0	0	0	0	0.00%	0.00%	0	0
52 BANKA VIPA 5 th issue	0	0	0	0	0.00%	0.00%	0	0
53 BANKA VIPA 6 th issue	0	0	0	0	0.00%	0.00%	0	0
54 DOLENJSKA BANKA TOLARSKE	0	0	0	0	0.00%	0.00%	0	0
55 NFD INVESTICIJSKO SVETOVANJE	0	0	0	0	0.00%	0.00%	0	0
56 NLB 3 rd issue	0	0	0	0	0.00%	0.00%	0	0
57 NLB TOLARSKE	0	0	0	0	0.00%	0.00%	0	0
58 NOVA KBM 3 rd issue, A series	0	0	0	0	0.00%	0.00%	0	0
59 NOVA KBM 3 rd issue, B series	0	0	0	0	0.00%	0.00%	0	0
60 PROBANKA 2 nd issue	0	0	0	0	0.00%	0.00%	0	0
61 REPUBLIKA SLOVENIJA 16 th issue	0	0	0	0	0.00%	0.00%	0	0
62 REPUBLIKA SLOVENIJA 8 th issue	0	0	0	0	0.00%	0.00%	0	0
63 RS08 TAX FREE BOND	0	0	0	0	0.00%	0.00%	0	0
64 SKB OBVEZNICE 4 th issue, A series	0	0	0	0	0.00%	0.00%	0	0
65 SKB OBVEZNICE 4 th issue, B series	0	0	0	0	0.00%	0.00%	0	0
66 SL. ZADR. KMET. BANKA 3 rd issue	0	0	0	0	0.00%	0.00%	0	0
Total official market	17,550,952,341	78,718,194	10,835,413,517	2,298,838,228	100.00%	-	1,911,002	7,195

C2) TURNOVER BY SECURITIES ON FREE MARKET IN FEBRUARY 2002

1. Shares (1)

Issue	Total (in SIT)	Total (in EUR)	Block trades (in SIT)	Cross trades (in SIT)	Share in total turnover on free market	Share in turnover of shares	Volume in pieces	Number of bargains
Shares	3,360,542,956	25,236,997	1,542,190,667	623,770,773	25.64%	100.00%	1,127,518	4,584
Common shares	3,319,896,936	14,892,900	1,542,190,667	611,982,214	25.33%	98.79%	1,120,278	4,212
1 KD HOLDING	632,059,846	2,834,898	345,709,156	53,960,622	4.82%	18.81%	67,278	933
2 CINKARNA	397,488,189	1,783,975	174,072,080	33,496,183	3.03%	11.83%	27,195	134
3 DZS	290,230,870	1,302,093	119,426,880	112,683,910	2.21%	8.64%	73,037	82
4 LESNINA	289,391,500	1,297,938	247,680,000	36,025,500	2.21%	8.61%	4,820	23
5 JUTEKS	277,036,266	1,241,926	255,000,000	16,698,426	2.11%	8.24%	41,305	34
6 INTES	221,161,173	993,064	218,086,395	603,887	1.69%	6.58%	162,481	34
7 HELIOS	195,174,630	875,125	30,008,000	27,892,380	1.49%	5.81%	3,903	167
8 BELINKA HOLDING	155,154,711	696,734	152,208,156	0	1.18%	4.62%	57,693	9
9 GORENJSKI TISK	104,211,861	467,833	0	7,098,474	0.79%	3.10%	39,417	29
10 KMETIJSKI KOMBINAT PTUJ	103,627,349	465,006	0	67,939,959	0.79%	3.08%	144,889	209
11 VALKARTON	102,659,654	460,222	0	23,717,613	0.78%	3.05%	14,413	190
12 TOSAMA	55,363,498	248,268	0	10,359,097	0.42%	1.65%	4,327	122
13 LIP BLEJ	49,861,861	223,573	0	33,741,104	0.38%	1.48%	56,386	73
14 MELAMIN	35,484,468	159,015	0	14,563,636	0.27%	1.06%	15,178	65
15 CETIS	33,217,140	149,118	0	13,494,612	0.25%	0.99%	2,006	27
16 JATA EMONA	27,055,956	121,415	0	23,629,368	0.21%	0.81%	47,418	18
17 TOPLICE DOBRNA	23,331,730	104,576	0	18,929,956	0.18%	0.69%	12,722	19
18 JAVOR PIVKA	20,526,316	91,986	0	8,489,889	0.16%	0.61%	30,521	75
19 POM-INVEST	20,015,836	89,709	0	11,496,886	0.15%	0.60%	38,400	288
20 HOTELI PALACE	18,968,810	85,137	0	7,627,888	0.14%	0.56%	10,866	47
21 MEDALJON	17,865,429	80,118	0	1,388,635	0.14%	0.53%	15,017	62
22 AKTIVA AVANT	16,695,568	74,893	0	6,748,993	0.13%	0.50%	33,145	193
23 MITOL	16,363,023	73,388	0	2,200,800	0.12%	0.49%	6,642	21
24 JATA-MESO	16,083,008	72,086	0	2,052,978	0.12%	0.48%	807	42
25 GOZDNO GOSPODARSTVO BLEJ	15,893,537	71,294	0	6,721,538	0.12%	0.47%	11,657	46
26 GRAND HOTEL UNION	12,992,611	58,295	0	1,590,000	0.10%	0.39%	5,450	31
27 SATURNUS EMBALAŽA	12,444,774	55,822	0	9,869,263	0.09%	0.37%	1,064	40
28 ELMO	10,546,600	47,295	0	2,057,300	0.08%	0.31%	15,142	19
29 CEMENTARNA TRBOVLJE	8,930,035	40,050	0	8,588,035	0.07%	0.27%	263	10
30 PULSAR HOLDING	8,534,272	38,229	0	1,717,200	0.07%	0.25%	18,714	38
31 DANA	7,525,984	33,758	0	209,060	0.06%	0.22%	4,127	35
32 MERCATA 1 HOLDING	7,404,003	33,188	0	1,530,214	0.06%	0.22%	25,824	188
33 KD GROUP, finančna družba	7,365,320	33,034	0	5,693,319	0.06%	0.22%	430	14
34 SLOVENIJALES	6,967,322	31,238	0	2,124,039	0.05%	0.21%	1,066	38
35 KS1 - NALOŽBE	6,346,929	28,462	0	1,373,745	0.05%	0.19%	19,243	93
36 MESNA INDUSTRIJA PRIMORSKE	6,065,283	27,185	0	1,166,447	0.05%	0.18%	5,669	35
37 NIKO ŽELEZNIKI	5,906,265	26,441	0	5,018,000	0.05%	0.18%	327	6
38 CERTIUS HOLDING	4,719,332	21,159	0	1,884,937	0.04%	0.14%	8,657	37
39 MERCATA HOLDING	4,191,854	18,798	0	737,778	0.03%	0.12%	14,292	127
40 MARINA PORTOROŽ	4,160,463	18,643	0	744,673	0.03%	0.12%	329	7
41 AGROKOMBINAT MARIBOR	3,869,473	17,364	0	1,495,906	0.03%	0.12%	7,226	37
42 GRAD PRESTRANEK	3,775,000	16,920	0	3,775,000	0.03%	0.11%	2,500	1
43 INLES RIBNICA	3,740,338	16,778	0	1,206,092	0.03%	0.11%	5,801	67
44 AVTO CELJE	3,708,208	16,618	0	0	0.03%	0.11%	2,545	19
45 COLOR	3,282,253	14,724	0	1,454,670	0.03%	0.10%	1,737	50
46 INTERTRADE ITS	3,201,000	14,359	0	271,963	0.02%	0.10%	3,207	26
47 FRUCTAL	3,160,811	14,184	0	117,150	0.02%	0.09%	2,036	27
48 LIV POSTOJNA	3,052,321	13,696	0	0	0.02%	0.09%	303	18
49 KLASJE	2,929,245	13,140	0	1,507,314	0.02%	0.09%	5,528	32
50 NAMA	2,656,606	11,933	0	690,930	0.02%	0.08%	2,298	9
51 UNITAS	2,237,240	10,038	0	830,540	0.02%	0.07%	924	9
52 GOZDNO GOSPODARSTVO POSTOJNA	2,203,950	9,885	0	170,000	0.02%	0.07%	2,119	7
53 TEKSTINA	2,125,030	9,534	0	1,664,240	0.02%	0.06%	4,784	15
54 IMP ČRPALKE	2,084,692	9,357	0	5,823	0.02%	0.06%	5,983	27
55 ALPETOUR POTOVALNA AGENCIJA	2,006,996	9,004	0	1,916,953	0.02%	0.06%	1,497	14
56 INTEGRAL JESENICE	1,967,320	8,831	0	446,520	0.02%	0.06%	2,459	8
57 HIDROTEHNIK	1,839,479	8,252	0	1,514,549	0.01%	0.05%	2,524	3
58 CM CELJE	1,795,902	8,056	0	1,674,378	0.01%	0.05%	133	12
59 TUS KO-SI	1,688,554	7,578	0	1,253,254	0.01%	0.05%	1,174	10
60 KEMA PUCONCI	1,678,040	7,530	0	640,840	0.01%	0.05%	534	6
61 CAPITA	1,528,800	6,859	0	499,100	0.01%	0.05%	2,184	11
62 PLAMA - PUR	1,447,100	6,498	0	867,100	0.01%	0.04%	499	8
63 EGOLES ŠKOFJA LOKA	1,420,086	6,370	0	418,770	0.01%	0.04%	1,393	12
64 MURALES	1,303,203	5,843	0	313,031	0.01%	0.04%	1,320	8
65 KOMPAS HOTELI KG	1,200,504	5,378	0	0	0.01%	0.04%	221	4
66 TUB SWATY	1,167,921	5,229	0	0	0.01%	0.03%	161	6
67 GEA TOVARNA OLJA	1,137,580	5,103	0	0	0.01%	0.03%	809	8
68 LIZ INŽENIRING	1,086,232	4,872	0	101,200	0.01%	0.03%	1,006	12
69 AVANT HOLDING	1,054,873	4,733	0	581,473	0.01%	0.03%	1,758	11
70 AVTOPREVOZNIŠTVO IN SERVISI	898,847	4,030	0	137,270	0.01%	0.03%	4,476	20

1. Shares (2)

Issue	Total (in SIT)	Total (in EUR)	Block trades (in SIT)	Cross trades (in SIT)	Share in total turnover on free market	Share in turnover of shares	Volume in pieces	Number of bargains
71 LESNINA EMMI	693,100	3,105	0	0	0.01%	0.02%	1,195	3
72 ALPDOM	659,750	2,956	0	659,750	0.01%	0.02%	455	2
73 ZDRAVILIŠČE ROGAŠKA	651,159	2,919	0	144,200	0.00%	0.02%	3,306	13
74 KOŠAKI TMI MARIBOR	562,500	2,519	0	550,000	0.00%	0.02%	45	2
75 MLAJ	525,600	2,355	0	445,600	0.00%	0.02%	657	3
76 OLJARICA	501,000	2,248	0	0	0.00%	0.01%	57	2
77 SVILANIT	445,698	1,998	0	35,049	0.00%	0.01%	420	8
78 ZASAVSKI RAČUNSKI CENTER	364,800	1,634	0	0	0.00%	0.01%	768	1
79 DRAVINJSKI DOM	245,200	1,100	0	200,200	0.00%	0.01%	245	3
80 DOM SMREKA	237,600	1,067	0	237,600	0.00%	0.01%	440	1
81 CREINA	157,500	706	0	157,500	0.00%	0.00%	47	3
82 PINUS RAČE	149,005	668	0	49,505	0.00%	0.00%	15	2
83 MK TISKARNA	94,154	422	0	0	0.00%	0.00%	81	4
84 TOVARNA SLADKORJA ORMOŽ	92,750	416	0	0	0.00%	0.00%	63	2
85 SVILA	88,240	395	0	0	0.00%	0.00%	1,036	3
86 KRUH-PECIVO	81,300	365	0	81,300	0.00%	0.00%	125	1
87 NOVOLIT	75,600	339	0	0	0.00%	0.00%	63	1
88 POTROŠNIK	1,100	5	0	1,100	0.00%	0.00%	1	1
89 JADRAN	0	0	0	0	0.00%	0.00%	0	0
90 RUDIS	0	0	0	0	0.00%	0.00%	0	0
91 INTERTRADE ITA	0	0	0	0	0.00%	0.00%	0	0
92 INTARA	0	0	0	0	0.00%	0.00%	0	0
93 DADAS	0	0	0	0	0.00%	0.00%	0	0
94 BOHOR	0	0	0	0	0.00%	0.00%	0	0
95 KOVINOTEHNA	0	0	0	0	0.00%	0.00%	0	0
96 ŽELEZARNA RAVNE - MONTER DRAVOGRAD	0	0	0	0	0.00%	0.00%	0	0
97 SIJAJ HRASTNIK	0	0	0	0	0.00%	0.00%	0	0
98 RTC KRVAVEC IMENSKE	0	0	0	0	0.00%	0.00%	0	0
99 SATURNUS AVTOOPREMA	0	0	0	0	0.00%	0.00%	0	0
100 MEDVEŠEK PUŠNIK	0	0	0	0	0.00%	0.00%	0	0
101 PPC GORENJSKI SEJEM	0	0	0	0	0.00%	0.00%	0	0
102 JELEN	0	0	0	0	0.00%	0.00%	0	0
103 HIPOTEKARNA BANKA	0	0	0	0	0.00%	0.00%	0	0
104 UPIMO GROUP	0	0	0	0	0.00%	0.00%	0	0
105 GORIŠKE OPEKARNE	0	0	0	0	0.00%	0.00%	0	0
106 VELETRGOVINA POTROŠNIK	0	0	0	0	0.00%	0.00%	0	0
107 GEA COLLEGE	0	0	0	0	0.00%	0.00%	0	0
108 SAVINJA MOZIRJE	0	0	0	0	0.00%	0.00%	0	0
109 RAZVOJNA DRUŽBA	0	0	0	0	0.00%	0.00%	0	0
110 KD INVESTMENTS	0	0	0	0	0.00%	0.00%	0	0
111 GRADIS GP	0	0	0	0	0.00%	0.00%	0	0
Preferred shares	40,646,020	10,344,097	0	11,788,559	0.31%	1.21%	7,240	372
1 KD HOLDING	40,361,820	10,179,896	0	11,788,559	0.31%	1.20%	6,718	366
2 ZDRAVILIŠČE ROGAŠKA	284,200	134,416	0	0	0.00%	0.01%	522	6
3 HIPOTEKARNA BANKA	0	26,550	0	0	0.00%	0.00%	0	0
4 KOVINOTEHNA	0	1,826	0	0	0.00%	0.00%	0	0
5 PRIMOFIN	0	1,409	0	0	0.00%	0.00%	0	0

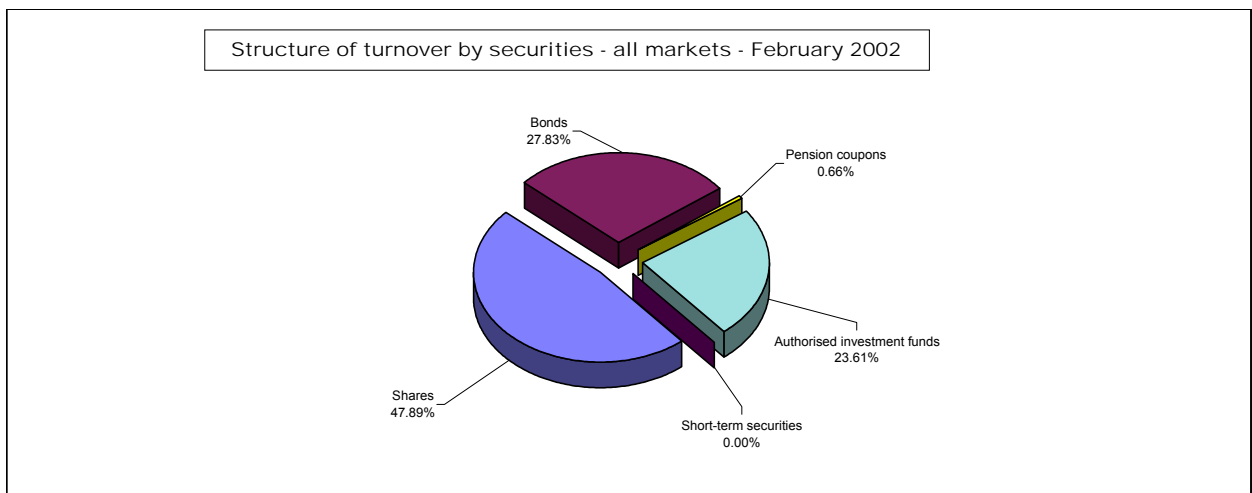
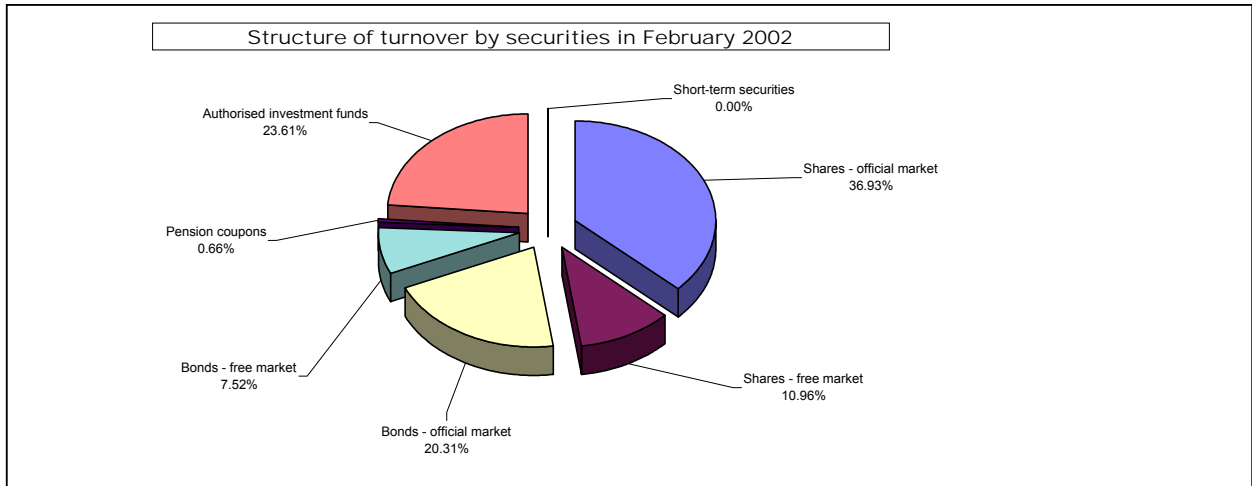
2. Bonds

Issue	Total (in SIT)	Total (in EUR)	Block trades (in SIT)	Cross trades (in SIT)	Share in total turnover on free market	Share in turnover of bonds	Volume in pieces	Number of bargains
Bonds	2,306,401,914	10,344,097	1,160,720,256	329,811,913	17.59%	100.00%	244,637	521
1 SLOV. ODŠKODNINSKA DRUŽBA 2 nd issue	2,269,748,649	10,179,896	1,160,720,256	293,158,648	17.31%	98.41%	243,171	515
2 PROBANKA 4 th issue	30,004,393	134,416	0	30,004,393	0.23%	1.30%	1,355	1
3 STANOVANJSKI SKLAD 3 rd issue	5,928,720	26,550	0	5,928,720	0.05%	0.26%	59	3
4 KD INVESTMENTS 1 st issue	406,582	1,826	0	406,582	0.00%	0.02%	35	1
5 VIPA	313,570	1,409	0	313,570	0.00%	0.01%	17	1
6 AUTOCOMMERCE 1 st issue	0	0	0	0	0.00%	0.00%	0	0
7 BANKA KOPER 2 nd issue	0	0	0	0	0.00%	0.00%	0	0
8 BANKA KOPER 3 rd issue	0	0	0	0	0.00%	0.00%	0	0
9 BANKA KOPER 4 th issue	0	0	0	0	0.00%	0.00%	0	0
10 BORZNA DR. POTEZA OBVEZNICE 2 nd issue	0	0	0	0	0.00%	0.00%	0	0
12 OBČINA ŠMARJE	0	0	0	0	0.00%	0.00%	0	0
13 SI.MOBIL 1 st issue	0	0	0	0	0.00%	0.00%	0	0
14 SIP STROJNA INDUSTRIJA 1 st issue, A series	0	0	0	0	0.00%	0.00%	0	0
15 SIP STROJNA INDUSTRIJA 1 st issue, B series	0	0	0	0	0.00%	0.00%	0	0
16 UBK KONVERTIBILNE	0	0	0	0	0.00%	0.00%	0	0
Total free market (shares and bonds)	5,666,944,870	35,581,094	2,702,910,923	953,582,686	43.23%	-	1,372,155	5,105

3. Authorised investment funds and pension coupons

Issue	Total (in SIT)	Total (in EUR)	Block trades (in SIT)	Cross trades (in SIT)	Share in total turnover on free market	Share in turnover of auth.inv. funds	Volume in pieces	Number of bargains
Total authorised investment funds	7,239,288,100	32,465,893	4,116,197,002	758,642,821	55.22%	100.00%	118,010,586	17,601
1 ZLATA MONETA II	1,846,086,808	8,276,385	1,811,086,871	3,874,540	55.22%	25.50%	35,325,613	675
2 TRIGLAV STEBER 1	1,352,934,947	6,066,127	1,025,754,235	75,405,564	14.08%	18.69%	11,036,131	955
3 ID KD	837,169,392	3,758,238	479,154,523	45,320,053	10.32%	11.56%	9,716,988	1,036
4 INFOND ZLAT	556,185,808	2,494,961	231,960,000	37,448,051	6.39%	7.68%	8,681,144	1,543
5 MAKSIMA 1	391,922,549	1,757,150	123,763,830	45,176,225	4.24%	5.41%	6,790,717	1,183
6 TRIGLAV STEBER II	374,330,917	1,680,135	0	311,759,594	2.99%	5.17%	8,504,727	1,125
7 ATENA 1. SKLAD	338,803,412	1,519,576	134,988,115	54,603,876	2.86%	4.68%	7,163,200	1,017
8 ZVON ENA	324,117,108	1,452,685	99,993,591	11,653,360	2.58%	4.48%	3,971,385	1,072
9 ZLATA MONETA 1	188,500,040	844,884	46,339,007	12,396,159	2.58%	2.60%	2,153,803	683
10 NFD 1	175,932,497	789,272	0	17,681,859	1.44%	2.43%	1,502,217	1,031
11 ZVON DVA	154,293,670	691,958	0	14,447,481	1.34%	2.13%	3,806,449	1,333
12 NFD 2	127,509,581	571,868	0	14,118,543	1.18%	1.76%	2,981,759	1,983
13 MERCATA 1	98,733,266	442,137	87,558,786	543,743	0.97%	1.36%	6,221,638	201
14 POMURSKA INV. DRUŽBA 1	94,083,354	422,130	31,460,000	26,643,697	0.75%	1.30%	655,835	265
15 PID KD	82,646,000	370,755	0	30,477,477	0.72%	1.14%	2,232,542	891
16 POOBLAŠČENA POMURSKA INV. DRUŽBA	75,601,519	339,047	44,138,044	11,406,747	0.63%	1.04%	2,121,102	306
17 PID VIPA INVEST	59,034,134	264,784	0	3,338,030	0.58%	0.82%	1,061,142	114
18 KRONA SENIOR	46,317,699	207,647	0	10,492,271	0.45%	0.64%	1,103,331	327
19 MODRA LINJA	22,062,612	98,892	0	11,590,415	0.35%	0.30%	322,796	245
20 KS-sklad 2	12,472,837	55,966	0	3,997,968	0.17%	0.17%	302,625	236
21 VIZIJA DPB	10,125,147	45,404	0	3,849,931	0.10%	0.14%	238,756	101
22 ARKADA ENA	8,354,796	37,490	0	1,416,592	0.08%	0.12%	200,227	78
23 KS-sklad 4	7,666,661	34,393	0	765,143	0.06%	0.11%	232,343	151
24 NIKA	6,701,515	30,047	0	940,296	0.06%	0.09%	192,070	109
25 TRDNJAVA	5,712,327	25,616	0	557,241	0.05%	0.08%	205,843	103
26 NIKA 1	4,706,378	21,104	0	1,486,910	0.04%	0.07%	133,583	95
27 ARKADA TRI	4,599,720	20,631	0	1,206,875	0.04%	0.06%	146,033	86
28 ARKADA DVA	4,494,411	20,163	0	1,366,806	0.04%	0.06%	108,061	46
29 MERCATA	4,362,931	19,565	0	681,610	0.03%	0.06%	138,302	134
30 PID AKTIVA AVANT I	4,195,170	18,818	0	1,429,342	0.03%	0.06%	143,522	176
31 TRDNJAVA I	3,921,707	17,591	0	861,006	0.03%	0.05%	138,906	51
32 PLOD	3,682,928	16,521	0	472,985	0.03%	0.05%	117,405	56
33 SETEV	3,156,443	14,163	0	350,864	0.03%	0.04%	98,096	36
34 TRGATEV	2,995,260	13,440	0	213,714	0.02%	0.04%	96,058	57
35 CAPINVEST 2	2,424,367	10,872	0	317,940	0.02%	0.03%	67,527	35
36 NIKA 2	1,839,684	8,254	0	96,520	0.02%	0.03%	54,924	37
37 KRONA KRONA	1,610,505	7,224	0	253,393	0.01%	0.02%	43,786	29
Pension coupons	202,860,548	910,173	0	20,928,109	1.55%	-	3,185,225	1,862
Short-term securities	0	0	0	0	0.00%	-	0	0
Total free market	13,109,093,518	68,957,160	6,819,107,925	1,733,153,616	100%	-	122,567,966	24,568
Total turnover in February 2002	30,660,045,859	147,675,354	17,654,521,442	4,031,991,844	-	-	124,478,968	31,763

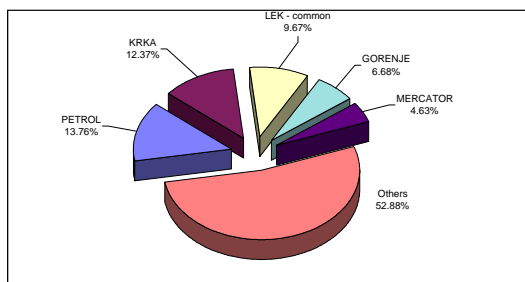
Structure of turnover by securities in February 2002



C3) MOST TRADED SECURITIES IN FEBRUARY 2002

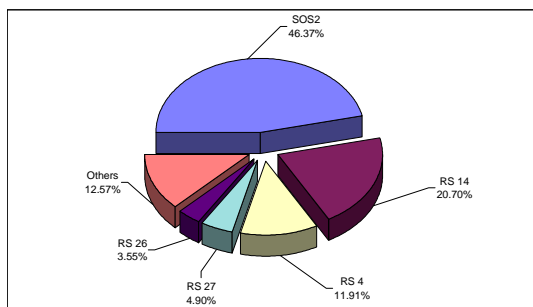
MOST TRADED SHARES

Issue	Turnover (in SIT) - order book trades only	Market capitalisation as of 28 February 2002 (in SIT)	Number of bargains - order book trades only
PETROL	1,002,573,540	54,230,557,126	883
KRKA	901,503,078	104,017,004,482	1,046
LEK - common	704,822,027	79,298,455,804	462
GORENJE	487,160,375	30,943,592,000	746
MERCATOR	337,666,001	54,816,841,649	516
Others	3,854,039,254	550,040,852,770	7,772
Total	7,287,764,275	873,347,303,832	11,425



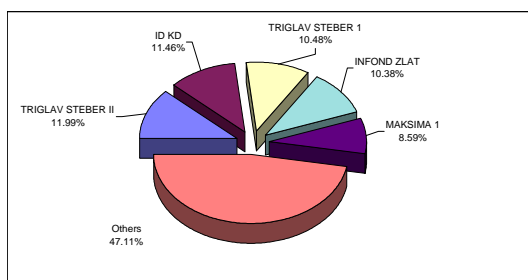
MOST TRADED BONDS

Issue	Turnover (in SIT) - order book trades only	Market capitalisation as of 28 February 2002 (in SIT)	Number of bargains - order book trades only
SLOVENSKA ODŠKODNINSKA DRUŽBA 2 nd issue	1,109,028,393	66,149,599,636	504
REPUBLIKA SLOVENIJA 14 th issue	495,100,754	6,366,409,600	4
REPUBLIKA SLOVENIJA 4 th issue	284,983,650	31,024,543,881	51
REPUBLIKA SLOVENIJA 27 th issue	117,253,468	17,552,500,000	19
REPUBLIKA SLOVENIJA 26 th issue	84,872,200	11,213,510,340	44
Others	300,570,031	289,456,030,337	149
Total	2,391,808,496	421,762,593,794	771



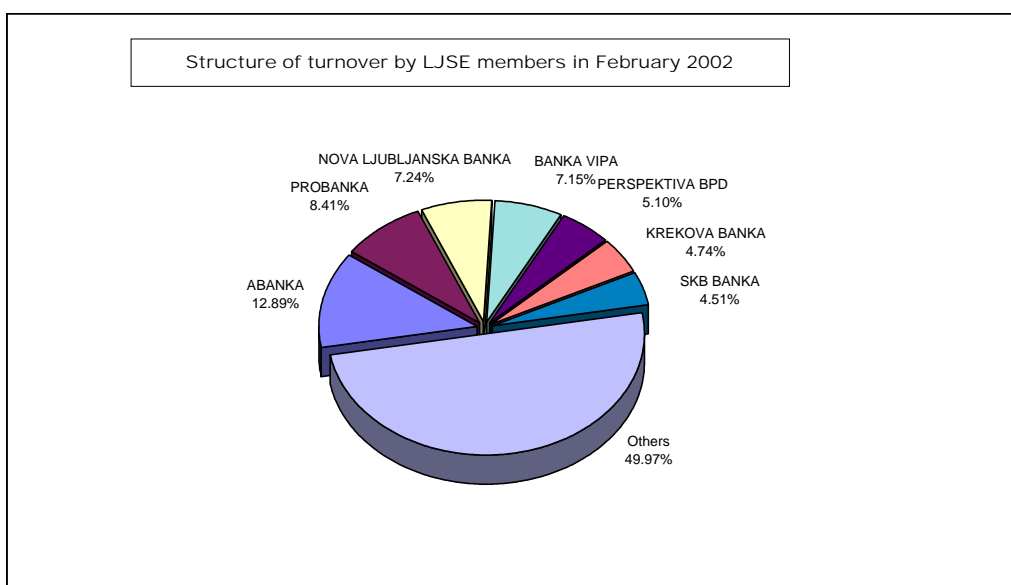
MOST TRADED AUTHORISED INVESTMENT FUNDS

Issue	Turnover (in SIT) - order book trades only	Market capitalisation as of 28 February 2002 (in SIT)	Number of bargains - order book trades only
TRIGLAV STEBER II	374,330,917	8,621,601,750	1,125
ID KD	358,014,869	7,996,969,078	1,032
TRIGLAV STEBER 1	327,180,712	18,775,154,931	950
INFOND ZLAT	324,225,808	19,456,728,050	1,542
MAKSIMA 1	268,158,719	13,122,262,939	1,181
Others	1,471,180,073	111,260,030,205	11,744
Total	3,123,091,098	179,232,746,952	17,574



C4) TURNOVER BY LJSE MEMBERS IN FEBRUARY 2002

	Member	Official market (in SIT)	Free market (in SIT)	Total (in SIT)	Share in turnover
1	ABANKA	5,287,715,084	2,613,685,280	7,901,400,363	12.89%
2	PROBANKA	2,067,793,439	3,087,474,339	5,155,267,778	8.41%
3	NOVA LJUBLJANSKA BANKA	2,206,304,952	2,234,191,486	4,440,496,438	7.24%
4	BANKA VIPA	4,027,373,316	356,143,983	4,383,517,299	7.15%
5	PERSPEKTIVA BPD	1,511,789,713	1,614,045,338	3,125,835,051	5.10%
6	KREKOVA BANKA	1,220,019,230	1,686,759,696	2,906,778,927	4.74%
7	SKB BANKA	2,581,905,354	181,977,281	2,763,882,635	4.51%
8	POTEZA	1,638,782,331	1,098,698,495	2,737,480,826	4.46%
9	eBROKERS	188,827,700	2,504,547,146	2,693,374,846	4.39%
10	COGITO BIS BH	1,697,366,138	927,336,958	2,624,703,097	4.28%
11	BANKA KOPER	2,292,404,925	104,521,824	2,396,926,749	3.91%
12	MEDVEŠEK PUŠNIK	1,170,510,332	830,389,061	2,000,899,393	3.26%
13	BANK AUSTRIA CREDITANSTALT	859,042,903	840,359,224	1,699,402,126	2.77%
14	GBD Gorenjska borzno posredniška družba	761,887,102	896,678,074	1,658,565,177	2.70%
15	ILIRIKA BPH	785,509,127	855,332,242	1,640,841,369	2.68%
16	PM&A BPD	1,077,830,963	447,632,692	1,525,463,654	2.49%
17	FACTOR BANKA	494,304,416	950,873,977	1,445,178,393	2.36%
18	PUBLIKUM	887,601,455	490,379,695	1,377,981,151	2.25%
19	MARIBORSKA BPH	761,013,041	602,355,227	1,363,368,267	2.22%
20	AC - BORZNO POSREDNIŠKA HIŠA	286,677,726	856,618,540	1,143,296,266	1.86%
21	GORENJSKA BANKA	1,049,338,877	19,725,491	1,069,064,368	1.74%
22	SLOVENSKA ZADRUŽNA KMETIJSKA BANKA	360,450,211	565,605,489	926,055,700	1.51%
23	B P H	278,286,952	619,660,858	897,947,810	1.46%
24	ARGONOS BPH	408,779,137	440,593,179	849,372,316	1.39%
25	PFC INTERFIN Koper	531,290,147	137,888,410	669,178,556	1.09%
26	CERTIUS BPH	140,626,438	386,108,981	526,735,419	0.86%
27	MOJA DELNICA BPH	269,054,593	170,253,907	439,308,500	0.72%
28	CELJSKA BPH	138,608,628	205,986,386	344,595,014	0.56%
29	BROD NA MURI BPH	40,175,238	240,477,159	280,652,397	0.46%
30	VERITAS BH	32,891,466	170,773,735	203,665,201	0.33%
31	IT MODRA HIŠA	47,743,750	81,112,874	128,856,624	0.21%
	Skupaj	35,101,904,684	26,218,187,025	61,320,091,709	100.00%



C5) TURNOVER IN YEARS 2001 AND 2002

MONTHLY TURNOVER ON OFFICIAL MARKET

Year 2001	Number of trading days	Turnover (in SIT)			Number of bargains	
		per month	average per day	average per bargain	per month	average per day
January	21	19,859,854,808	945,707,372	2,028,793	9,789	466
February	19	12,525,024,737	659,211,828	1,725,923	7,257	382
March	22	10,801,883,219	490,994,692	1,467,049	7,363	335
April	19	11,622,847,951	611,728,840	1,906,635	6,096	321
May	21	17,542,247,620	835,345,125	2,499,252	7,019	334
June	20	17,166,334,022	858,316,701	2,281,544	7,524	376
July	22	24,675,174,458	1,121,598,839	2,788,786	8,848	402
August	22	12,900,872,510	586,403,296	1,434,227	8,995	409
September	20	23,082,322,152	1,154,116,108	2,045,217	11,286	564
October	22	22,564,375,151	1,025,653,416	2,247,448	10,040	456
November	21	28,125,663,189	1,339,317,295	2,966,216	9,482	452
December	18	32,432,636,267	1,801,813,126	3,064,598	10,583	588
TOTAL	247	233,299,236,084	11,430,206,636	26,455,687	104,282	5,085
AVERAGE 2001	20.58	19,441,603,007	944,531,320	2,237,196	8,690	422
YEAR 2002						
January	21	23,391,290,219	1,113,870,963	1,581,668	14,789	704
February	19	17,550,952,342	923,734,334	2,439,326	7,195	379
TOTAL	40	40,942,242,561	2,037,605,297	4,020,994	21,984	1,083
AVERAGE 2002	20	20,471,121,281	1,023,556,064	1,862,365	10,992	550

MONTHLY TURNOVER ON FREE MARKET *

Year 2001	Number of trading days	Turnover (in SIT)			Number of bargains	
		per month	average per day	average per bargain	per month	average per day
January	21	13,407,910,913	638,471,948	783,997	17,102	814
February	19	6,211,656,272	326,929,277	261,841	23,723	1,249
March	22	7,241,224,971	329,146,590	293,131	24,703	1,123
April	19	5,890,406,532	310,021,396	333,130	17,682	931
May	21	8,571,753,552	408,178,741	504,636	16,986	809
June	20	14,650,016,959	732,500,848	1,097,626	13,347	667
July	22	6,131,352,699	278,697,850	395,546	15,501	705
August	22	5,866,333,197	266,651,509	335,737	17,473	794
September	20	12,785,330,977	639,266,549	730,340	17,506	875
October	22	8,332,570,331	378,753,197	481,874	17,292	786
November	21	12,103,862,821	576,374,420	649,837	18,626	887
December	18	14,151,915,892	786,217,550	888,158	15,934	885
TOTAL	247	115,344,335,116	5,671,209,874	6,755,854	215,875	10,525
AVERAGE 2001	20.58	9,612,027,926	466,981,114	534,311	17,990	874
YEAR 2002						
January	40	19,755,307,440	1,006,438,668	903,085	42,555	2,150
February	20	9,877,653,720	493,882,686	464,230	21,278	1,064
TOTAL	40	19,755,307,440	1,006,438,668	903,085	42,555	2,150
AVERAGE 2002	20	9,877,653,720	493,882,686	464,230	21,278	1,064

* Includes the turnover of shares, bonds, inv.funds, short-term securities and pension coupons.

TURNOVER BY SECURITIES ON ALL MARKETS OF LJUBLJANA STOCK EXCHANGE IN YEARS 1998 - 2002

Total turnover and number of bargains

Year	Number of trading days	Turnover (in SIT)			Number of bargains	
		per year	average per day	average per bargain	per year	average per day
2002	40	60,697,550,001	1,517,438,750	940,479	64,539	1,613
2001	247	348,643,571,200	1,411,512,434	1,088,977	320,157	1,296
2000	249	269,617,104,598	1,082,799,617	679,818	396,602	1,593
1999	254	265,671,058,734	1,045,949,050	594,292	447,038	1,760
1998	252	173,374,959,032	687,995,869	729,680	237,604	943

Average turnover and number of bargains

Year	Turnover (in SIT)			Number of bargains	
	per month	per day	per bargain	per month	per day
2002	30,348,775,001	1,517,438,750	940,479	32,270	1,613
2001	29,053,630,933	1,411,512,434	1,088,977	26,680	1,296
2000	22,468,092,050	1,082,799,617	679,818	33,050	1,593
1999	22,139,254,895	1,045,949,050	594,292	37,253	1,760
1998	14,447,913,253	687,995,869	729,680	19,800	943

STRUCTURE OF TURNOVER

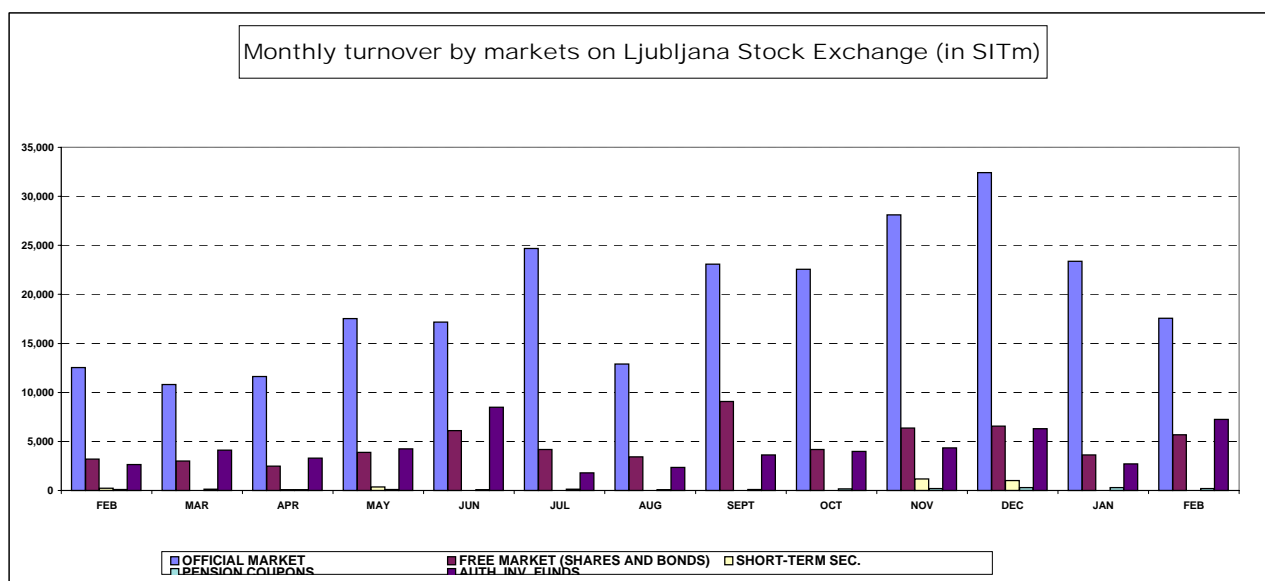
MONTHLY TURNOVER BY MARKETS ON LJUBLJANA STOCK EXCHANGE (in SIT)

YEAR 2001	OFFICIAL MARKET	FREE MARKET (SHARES AND BONDS)	SHORT-TERM SEC.	PENSION COUPONS	AUTHORISED INV. FUNDS	TOTAL
February	12,525,024,737	3,206,020,353	241,267,912	103,530,741	2,660,837,266	18,736,681,009
March	10,801,883,219	3,012,466,600	0	116,114,180	4,112,644,192	18,043,108,191
April	11,622,847,948	2,496,461,297	49,625,000	55,701,329	3,288,618,901	17,513,254,475
May	17,542,247,617	3,886,750,028	349,983,000	100,605,853	4,234,414,665	26,114,001,163
June	17,166,334,022	6,090,600,891	0	57,843,995	8,501,572,073	31,816,350,981
July	24,675,174,458	4,180,182,541	0	144,759,666	1,806,410,492	30,806,527,157
August	12,900,872,510	3,418,962,967	0	81,180,038	2,366,190,192	18,767,205,707
September	23,082,322,152	9,074,891,442	5,226,900	88,671,856	3,616,540,779	35,867,653,129
October	22,564,375,151	4,170,491,080	0	177,349,000	3,984,730,251	30,896,945,482
November	28,125,663,189	6,354,583,073	1,186,377,900	205,917,427	4,356,984,421	40,229,526,010
December	32,432,636,267	6,567,949,629	997,578,500	291,528,880	6,294,858,883	46,584,552,159
TOTAL 2001	233,299,236,078	55,460,187,501	2,830,059,212	1,651,884,886	55,402,203,507	348,643,571,184
YEAR 2002						
January	23,391,290,219	3,630,585,718	0	300,189,904	2,715,438,305	30,037,504,146
February	17,550,952,342	5,666,944,866	0	202,860,548	7,239,288,099	30,660,045,855
TOTAL 2002	40,942,242,561	9,297,530,584	0	503,050,452	9,954,726,404	60,697,550,001

MONTHLY TURNOVER BY SECURITIES ON LJUBLJANA STOCK EXCHANGE (in SIT)

YEAR 2001	SHARES	BONDS	SHORT-TERM SEC.	PENSION COUPONS	AUTHORISED INV. FUNDS	TOTAL
February	10,101,522,961	5,629,522,129	241,267,912	103,530,741	2,660,837,266	18,736,681,009
March	10,517,637,139	3,296,712,680	0	116,114,180	4,112,644,192	18,043,108,191
April	10,034,783,459	4,084,525,785	49,625,000	55,701,329	3,288,618,902	17,513,254,475
May	17,834,968,827	3,594,028,819	349,983,000	100,605,853	4,234,414,665	26,114,001,164
June	20,351,552,526	2,905,382,387	0	57,843,995	8,501,572,073	31,816,350,981
July	24,652,522,010	4,202,834,989	0	144,759,666	1,806,410,492	30,806,527,157
August	13,199,051,688	3,120,783,789	0	81,180,038	2,366,190,192	18,767,205,707
September	30,065,871,531	2,091,342,063	5,226,900	88,671,856	3,616,540,779	35,867,653,129
October	22,465,252,348	4,269,613,883	0	177,349,000	3,984,730,251	30,896,945,482
November	30,142,626,414	4,337,619,848	1,186,377,900	205,917,427	4,356,984,421	40,229,526,010
December	28,629,204,237	10,371,381,659	997,578,500	291,528,880	6,294,858,883	46,584,552,159
TOTAL 2001	237,139,716,649	51,619,706,929	2,830,059,212	1,651,884,886	55,402,203,508	348,643,571,184
YEAR 2002						
January	20,088,306,092	6,933,569,845	0	300,189,904	2,715,438,305	30,037,504,146
February	14,684,432,056	8,533,465,152	0	202,860,548	7,239,288,099	30,660,045,855
TOTAL 2002	34,772,738,148	15,467,034,997	0	503,050,452	9,954,726,404	60,697,550,001

Monthly turnover by markets on Ljubljana Stock Exchange (in SITm)



D) MARKET CAPITALISATION

MARKET CAPITALISATION - OFFICIAL MARKET (in SIT)

	28 Feb 2001	31 Dec 2001	31 Jan 2002	28 Feb 2002	Index 31 Mar 2002 / 28 Feb 2002	Index 31 Mar 2002 / 31 Dec 2001	Index 31 Mar 2002 / 31 Mar 2001	Share
SHARES	588,298,687,633	697,253,506,985	712,844,973,307	699,767,694,519	98	102	119	67.08%
Banks	51,795,495,667	79,442,339,672	76,620,995,387	58,678,046,682	77	96	113	8.39%
Companies	536,503,191,966	617,811,167,313	636,223,977,919	641,089,647,838	101	103	119	91.61%
BONDS	246,144,826,730	288,037,807,017	320,635,801,682	343,351,538,479	107	111	139	32.92%
State	193,800,886,368	228,546,965,439	261,721,871,644	284,575,253,283	109	115	147	82.88%
Banks	43,746,370,762	51,348,800,666	50,728,234,674	50,784,153,338	100	99	116	14.79%
Companies	8,597,569,600	8,142,040,911	8,185,695,364	7,992,131,858	98	101	93	2.33%
TOTAL	834,443,514,363	985,291,314,002	1,033,480,774,988	1,043,119,232,998	101	105	125	100.00%

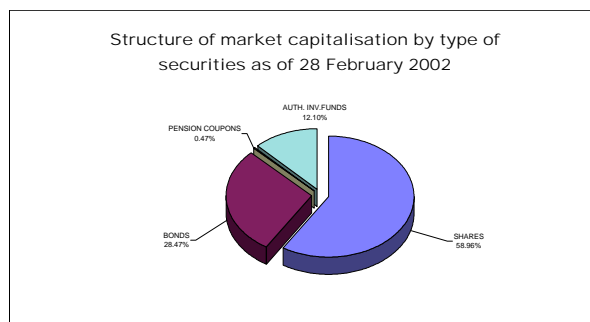
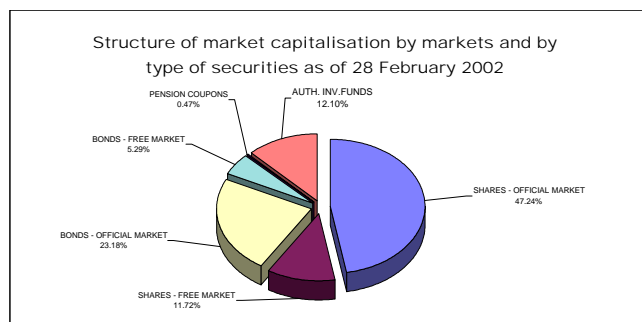
MARKET CAPITALISATION - FREE MARKET (in SIT)

	28 Feb 2001	31 Dec 2001	31 Jan 2002	28 Feb 2002	Index 31 Mar 2002 / 28 Feb 2002	Index 31 Mar 2002 / 31 Dec 2001	Index 31 Mar 2002 / 31 Mar 2001	Share
SHARES	126,494,888,583	152,735,137,497	160,687,117,220	173,579,609,312	108	105	137	39.62%
Banks	1,517,700,000	1,517,700,000	1,517,700,000	1,517,700,000	100	100	100	0.87%
Companies	124,977,188,583	151,217,437,497	159,169,417,220	172,061,909,312	108	105	138	99.13%
BONDS	25,256,901,562	72,881,061,519	76,021,812,303	78,411,055,315	103	104	310	17.90%
State	15,692,262,000	62,524,585,291	65,722,806,127	68,134,775,409	104	105	434	86.89%
Communities	282,243,060	22,786,828	22,909,551	22,992,648	100	101	8	0.03%
Banks	3,915,264,652	4,856,624,595	4,769,623,149	4,726,840,793	99	98	121	6.03%
Companies	5,367,131,850	5,477,064,804	5,506,473,476	5,526,446,465	100	101	103	7.05%
PENSION COUPONS	6,275,279,580	6,693,138,166	7,597,935,957	6,903,666,280	91	114	110	1.58%
INVESTMENT FUNDS	155,077,191,713	162,367,936,564	167,114,720,681	179,232,746,952	107	103	116	40.91%
TOTAL *	313,104,261,438	394,677,273,745	411,421,586,161	438,127,077,859	106	104	140	100.00%
TOTAL SHARES	714,793,576,216	849,988,644,482	873,532,090,527	873,347,303,832	100	103	122	58.96%
TOTAL BONDS	271,401,728,292	360,918,868,536	396,657,613,985	421,762,593,794	106	110	155	28.47%
PENSION COUPONS	6,275,279,580	6,693,138,166	7,597,935,957	6,903,666,280	91	114	110	0.47%
INVESTMENT FUNDS	155,077,191,713	162,367,936,564	167,114,720,681	179,232,746,952	107	103	116	12.10%
TOTAL CAPITALISATION ON LJSE *	1,147,547,775,801	1,379,968,587,748	1,444,902,361,149	1,481,246,310,858	103	105	129	100.00%

* Investment funds are included in market capitalisation

EXCHANGE RATES

USD=234,0365 SIT as of 28 Feb 2001	USD=250,9458 SIT as of 31 Dec 2001	USD=257,0085 SIT as of 31 Jan 2002	USD=258,1494 SIT as of 28 Feb 2002
EUR=214,0264 SIT as of 28 Feb 2001	EUR=221,4095 SIT as of 31 Dec 2001	EUR=222,5694 SIT as of 31 Jan 2002	EUR=223,3767 SIT as of 28 Feb 2002



D1) MARKET CAPITALISATION OF SHARES - OFFICIAL MARKET AS OF 28 FEBRUARY 2002

Issue	Number of shares traded	Number of issued shares	Share of traded shares	Price as of 28 Feb 2002	Market capitalisation as of 28 Feb 2002 (in SIT)	Market capitalisation as of 28 Feb 2002 (in EUR)	Market capitalisation as of 28 Feb 2002 (in USD)
Common shares	-	-	-	-	690,443,942,967	3,090,939,847	2,674,590,539
1 KRKA	3,542,612	3,542,612	100.00%	29,362 SIT	104,017,004,482	465,657,360	402,933,358
2 LEK	1,790,623	1,792,782	99.88%	44,285 SIT	79,298,455,804	354,998,779	307,180,477
3 MERCATOR	3,208,504	3,208,504	100.00%	17,085 SIT	54,816,841,649	245,400,893	212,345,416
4 PETROL	2,086,301	2,086,301	100.00%	25,994 SIT	54,230,557,126	242,776,248	210,074,310
5 BANKA KOPER	531,359	531,359	100.00%	66,000 SIT	35,069,725,882	156,998,138	135,850,503
6 PIVOVARNA LAŠKO	6,363,405	6,363,405	100.00%	5,344 SIT	34,002,981,886	152,222,599	131,718,229
7 SAVA	1,720,987	1,720,987	100.00%	18,317 SIT	31,523,215,620	141,121,324	122,112,295
8 GORENJE	12,200,000	12,200,000	100.00%	2,536 SIT	30,943,592,000	138,526,498	119,866,992
9 INTEREUROPA	7,210,700	7,210,700	100.00%	4,249 SIT	30,637,831,658	137,157,688	118,682,560
10 PIVOVARNA UNION	451,114	451,114	100.00%	62,000 SIT	27,969,068,000	125,210,320	108,344,501
11 LUKA KOPER	7,140,000	7,140,000	100.00%	3,594 SIT	25,658,375,400	114,865,943	99,393,512
12 ISTRABENZ	5,180,000	5,180,000	100.00%	4,839 SIT	25,066,797,000	112,217,599	97,101,899
13 SKB BANKA	12,649,200	12,649,200	100.00%	1,599 SIT	20,226,070,800	90,546,914	78,350,253
14 MERKUR	912,585	912,585	100.00%	16,230 SIT	14,811,053,781	66,305,276	57,373,962
15 DROGA PORTOROŽ	282,768	282,768	100.00%	46,000 SIT	13,007,328,000	58,230,460	50,386,823
16 BLAGOV.TRGOVINSKI CENTER BTC	725,828	725,828	100.00%	16,500 SIT	11,976,162,000	53,614,195	46,392,368
17 DELO	667,464	593,549	112.45%	17,000 SIT	11,346,888,000	50,797,097	43,954,733
18 KOLINSKA	3,166,992	3,169,525	99.92%	3,400 SIT	10,767,772,800	48,204,548	41,711,400
19 TERME ČATEŽ	449,981	449,981	100.00%	18,500 SIT	8,324,603,502	37,267,108	32,247,232
20 ETOL	274,576	274,576	100.00%	27,350 SIT	7,509,653,600	33,618,787	29,090,339
21 AERODROM	1,936,229	1,936,229	100.00%	3,600 SIT	6,970,424,400	31,204,796	27,001,513
22 RADENSKA	5,061,856	5,061,856	100.00%	1,292 SIT	6,540,424,138	29,279,796	25,335,810
23 ŽITO	348,765	348,765	100.00%	18,500 SIT	6,452,103,673	28,884,408	24,993,681
24 SALUS B series	124,970	125,000	99.98%	49,634 SIT	6,202,774,727	27,768,226	24,027,849
25 KOMPAS MTS	3,526,714	3,526,714	100.00%	1,600 SIT	5,642,742,400	25,261,106	21,858,437
26 ŽIVILA KRANJ	319,997	319,997	100.00%	14,688 SIT	4,700,067,936	21,040,995	18,206,775
27 ZDRAVILIŠČE MORAVSKE TOPLICE	2,861,843	2,861,843	100.00%	1,579 SIT	4,518,735,623	20,229,216	17,504,343
28 EMONA OBALA KOPER	1,741,456	1,741,456	100.00%	2,350 SIT	4,092,421,600	18,320,718	15,852,919
29 MLINOTEST	2,389,177	2,389,177	100.00%	1,544 SIT	3,687,933,617	16,509,930	14,286,044
30 DELO PRODAJA	593,549	667,464	88.93%	5,900 SIT	3,501,939,100	15,677,280	13,565,552
31 COMET	1,700,688	1,700,688	100.00%	1,950 SIT	3,316,341,600	14,846,408	12,846,598
32 GRADB.PODJETJE GROSUPLJE	199,411	199,411	100.00%	5,800 SIT	1,156,583,800	5,177,728	4,480,289
33 KOLONIALE VELETRGOVINA	650,516	650,516	100.00%	1,600 SIT	1,040,825,600	4,659,508	4,031,873
34 TEHNOUNION	84,005	84,005	100.00%	9,500 SIT	798,047,500	3,572,653	3,091,417
35 GEODETSKI ZAVOD SLOVENIJE	379,820	379,820	100.00%	1,266 SIT	481,004,048	2,153,331	1,863,278
36 NIKA	186,695	186,695	100.00%	737 SIT	137,594,215	615,974	533,002
Preferred shares	-	-	-	-	9,323,751,553	41,740,036	36,117,657
1 LEK	138,820	140,394	98.88%	42,800 SIT	5,941,501,553	26,598,573	23,015,748
2 PROBANKA	400,000	400,000	100.00%	4,575 SIT	1,830,000,000	8,192,439	7,088,918
3 BANKA VIPA	17,500	17,500	100.00%	88,700 SIT	1,552,250,000	6,949,024	6,012,991
TOTAL SHARES	-	-	-	-	699,767,694,519	3,132,679,883	2,710,708,197

EXCHANGE RATES	1 USD=	258.1494 SIT as of 28 Feb 2002
	1 EUR=	223.3767 SIT as of 28 Feb 2002

MARKET CAPITALISATION OF SHARES - FREE MARKET AS OF 28 FEBRUARY 2002

	Issue	Number of shares traded	Number of issued shares	Share of traded shares	Price as of 28 Feb 2002	Market capitalisation as of 28 Feb 2002 (in SIT)	Market capitalisation as of 28 Feb 2002 (in EUR)	Market capitalisation as of 28 Feb 2002 (in USD)
	Common shares	-	-	-	-	171,436,032,036	767,474,996	664,096,186
1	CINKARNA	812,477	814,626	99.74%	14,691 SIT	11,935,823,365	53,433,610	46,236,107
2	HELIOS	219,861	219,861	100.00%	51,500 SIT	11,322,841,500	50,689,447	43,861,584
3	CEMENTARNA TRBOVLJE	176,600	176,600	100.00%	55,000 SIT	9,713,000,000	43,482,601	37,625,499
4	KD HOLDING	924,969	924,969	100.00%	9,208 SIT	8,516,883,310	38,127,895	32,992,071
5	BELINKA HOLDING	2,702,532	2,702,532	100.00%	2,600 SIT	7,026,583,200	31,456,205	27,219,057
6	VALKARTON	852,097	852,156	99.99%	7,208 SIT	6,141,489,128	27,493,866	23,790,445
7	DZS	1,429,368	1,686,384	84.76%	3,880 SIT	5,545,533,323	24,825,926	21,481,876
8	JUTEKS	641,432	641,432	100.00%	8,000 SIT	5,131,456,000	22,972,208	19,877,854
9	LESNINA	76,495	76,495	100.00%	66,000 SIT	5,048,670,000	22,601,596	19,557,163
10	GRAND HOTEL UNION	1,814,613	1,814,613	100.00%	2,500 SIT	4,536,351,039	20,308,076	17,572,580
11	MARINA PORTOROŽ	313,932	313,932	100.00%	13,500 SIT	4,238,082,000	18,972,802	16,417,168
12	TOSAMA	295,670	295,670	100.00%	13,763 SIT	4,069,252,989	18,216,998	15,763,170
13	FRUCTAL	2,504,151	2,505,613	99.94%	1,480 SIT	3,706,143,480	16,591,451	14,356,584
14	HOTELI PALACE	2,346,102	2,346,102	100.00%	1,500 SIT	3,519,153,000	15,754,342	13,632,234
15	NAMA	2,861,310	2,861,310	100.00%	1,202 SIT	3,439,180,168	15,396,325	13,322,441
16	CETIS	200,000	220,642	90.64%	15,000 SIT	3,000,000,000	13,430,228	11,621,178
17	GORENJSKI TISK	960,176	1,070,328	89.71%	2,700 SIT	2,592,475,200	11,605,844	10,042,538
18	AKTIVA AVANT	4,814,478	4,814,478	100.00%	511 SIT	2,460,005,679	11,012,812	9,529,388
19	JATA-MESO	119,602	119,602	100.00%	19,560 SIT	2,339,415,120	10,472,959	9,062,253
20	MEDALJON	1,734,000	1,734,000	100.00%	1,250 SIT	2,167,500,000	9,703,340	8,396,301
21	TUB SWATY	288,940	288,940	100.00%	7,346 SIT	2,122,463,669	9,501,724	8,221,842
22	SATURNUS AVTOOPREMA	483,061	647,122	74.65%	4,200 SIT	2,028,856,200	9,082,667	7,859,233
23	KMETIJSKI KOMBINAT PTUJ	2,531,109	2,531,109	100.00%	800 SIT	2,024,887,200	9,064,899	7,843,858
24	MITOL	770,509	770,509	100.00%	2,600 SIT	2,003,323,400	8,968,363	7,760,326
25	KD GROUP, finančna družba	99,972	99,972	100.00%	19,999 SIT	1,999,340,028	8,950,531	7,744,895
26	PLAMA - PUR	686,798	686,798	100.00%	2,900 SIT	1,991,714,200	8,916,392	7,715,355
27	SLOVENIJALES	303,777	304,004	99.93%	6,506 SIT	1,976,373,162	8,847,714	7,655,928
28	JATA EMONA	3,197,534	3,197,534	100.00%	600 SIT	1,918,520,400	8,588,722	7,431,822
29	LIP BLEĐ	2,155,899	2,155,899	100.00%	888 SIT	1,914,438,312	8,570,448	7,416,009
30	LIV POSTOJNA	161,600	161,600	100.00%	10,101 SIT	1,632,321,600	7,307,484	6,323,166
31	MESNA INDUSTRIJA PRIMORSKE	1,478,742	1,478,742	100.00%	1,100 SIT	1,626,616,200	7,281,942	6,301,065
32	COLOR	803,701	950,391	84.57%	1,901 SIT	1,527,915,971	6,840,087	5,918,728
33	PINUS RAČE	148,203	148,203	100.00%	9,950 SIT	1,474,619,850	6,601,494	5,712,273
34	INTERTRADE ITA	69,531	69,531	100.00%	20,000 SIT	1,390,620,000	6,225,448	5,386,881
35	KS1 - NALOŽBE	4,178,783	4,178,783	100.00%	332 SIT	1,387,481,319	6,211,397	5,374,722
36	MELAMIN	466,489	466,489	100.00%	2,932 SIT	1,367,699,099	6,122,837	5,298,091
37	TOPLICE DOBRNA	682,010	692,542	98.48%	1,950 SIT	1,329,919,500	5,953,707	5,151,744
38	KOVINOTEHNA	4,124,504	4,124,504	100.00%	320 SIT	1,319,717,545	5,908,036	5,112,224
39	INTERTRADE ITS	1,260,000	1,260,000	100.00%	999 SIT	1,258,828,200	5,635,450	4,876,355
40	KD INVESTMENTS	20,000	20,000	100.00%	60,000 SIT	1,200,000,000	5,372,091	4,648,471
41	HIPOTEKARNA BANKA	300,000	300,000	100.00%	3,999 SIT	1,199,700,000	5,370,748	4,647,309
42	JADRAN	226,334	226,334	100.00%	5,150 SIT	1,165,620,100	5,218,181	4,515,293
43	POM-INVEST	2,241,983	2,241,983	100.00%	515 SIT	1,155,518,038	5,172,957	4,476,160
44	CERTIUS HOLDING	1,875,377	1,875,377	100.00%	545 SIT	1,022,080,465	4,575,591	3,959,260
45	SATURNUS EMBALAŽA	84,064	85,929	97.83%	12,000 SIT	1,008,768,000	4,515,995	3,907,691
46	KOMPAS HOTELI KG	162,700	162,700	100.00%	6,000 SIT	976,200,000	4,370,196	3,781,531
47	GEA TOVARNA OLJA	660,348	846,600	78.00%	1,400 SIT	924,487,200	4,138,691	3,581,210
48	MERCATA HOLDING	2,898,918	2,898,917	100.00%	302 SIT	876,400,890	3,923,421	3,394,937
49	CM CELJE	64,357	64,357	100.00%	13,503 SIT	869,019,007	3,890,374	3,366,341
50	JAVOR PIVKA	1,194,700	1,194,700	100.00%	700 SIT	836,290,000	3,743,855	3,239,558
51	VELETRGOVINA POTROŠNIK	777,581	976,249	79.65%	1,075 SIT	835,899,575	3,742,107	3,238,046
52	GORIŠKE OPEKARNE	392,725	523,634	75.00%	2,000 SIT	785,450,000	3,516,258	3,042,618
53	MERCATA 1 HOLDING	2,693,249	2,693,249	100.00%	291 SIT	784,597,299	3,512,440	3,039,315
54	GOZDNO GOSPODARSTVO POSTOJNA	686,273	686,273	100.00%	1,100 SIT	754,900,300	3,379,494	2,924,277
55	TOVARNA SLADKORJA ORMOŽ	497,163	497,163	100.00%	1,500 SIT	745,744,500	3,338,506	2,888,810
56	RTC KRVAVEC IMENSKO	205,734	205,734	100.00%	3,412 SIT	701,923,261	3,142,330	2,719,058
57	NIKO ŽELEZNIKI	35,875	35,875	100.00%	18,899 SIT	678,010,953	3,035,281	2,626,429
58	POTROŠNIK	614,973	730,495	84.19%	1,100 SIT	676,470,300	3,028,383	2,620,460
59	KEMA PUČONCI	217,346	217,346	100.00%	3,053 SIT	663,557,338	2,970,575	2,570,439
60	DANA	356,128	404,231	88.10%	1,822 SIT	648,865,216	2,904,803	2,513,526
61	OLJARICA	70,404	70,404	100.00%	8,500 SIT	598,434,000	2,679,035	2,318,169

Issue	Number of shares traded	Number of issued shares	Share of traded shares	Price as of 28 Feb 2002	Market capitalisation as of 28 Feb 2002 (in SIT)	Market capitalisation as of 28 Feb 2002 (in EUR)	Market capitalisation as of 28 Feb 2002 (in USD)
62 INTARA	101,000	101,000	100.00%	5,900 SIT	595,879,800	2,667,601	2,308,275
63 GOZDNO GOSPODARSTVO BLED	489,520	611,900	80.00%	1,213 SIT	593,934,616	2,658,892	2,300,740
64 AVTO CELJE	418,077	418,077	100.00%	1,349 SIT	564,111,296	2,525,381	2,185,213
65 KOŠAKI TMI MARIBOR	43,236	43,236	100.00%	12,500 SIT	540,450,000	2,419,456	2,093,555
66 ELMO	708,000	708,000	100.00%	700 SIT	495,600,000	2,218,674	1,919,819
67 TEKSTINA	1,127,293	1,503,057	75.00%	425 SIT	479,212,254	2,145,310	1,856,337
68 PULSAR HOLDING	939,319	939,319	100.00%	489 SIT	458,923,084	2,054,481	1,777,742
69 KLASJE	835,600	835,600	100.00%	548 SIT	457,908,800	2,049,940	1,773,813
70 SVILANIT	408,487	410,407	99.53%	1,063 SIT	434,221,681	1,943,899	1,682,056
71 PPC GORENJSKI SEJEM	336,091	336,091	100.00%	1,281 SIT	430,636,759	1,927,850	1,668,169
72 KRUH-PECIVO	654,040	654,040	100.00%	650 SIT	425,387,616	1,904,351	1,647,835
73 AVANT HOLDING	706,855	706,855	100.00%	600 SIT	424,183,686	1,898,961	1,643,171
74 INTES	549,982	549,982	100.00%	754 SIT	414,801,924	1,856,961	1,606,829
75 RUDIS	516,996	599,143	86.29%	800 SIT	413,596,800	1,851,566	1,602,161
76 CAPITA	582,021	582,021	100.00%	700 SIT	407,414,700	1,823,891	1,578,213
77 LESNINA EMMI	684,037	714,827	95.69%	580 SIT	396,741,460	1,776,109	1,536,868
78 INLES RIBNICA	609,005	555,525	109.63%	650 SIT	395,853,250	1,772,133	1,533,427
79 ZELEZARNA RAVNE - MONTER DRAVOGRAD	275,835	444,100	62.11%	1,269 SIT	350,167,016	1,567,608	1,356,451
80 ALPETOUR POTOVALNA AGENCIJA	263,042	263,042	100.00%	1,313 SIT	345,400,450	1,546,269	1,337,987
81 UNITAS	145,115	173,377	83.70%	2,360 SIT	342,471,400	1,533,156	1,326,640
82 MURALES	322,045	322,045	100.00%	1,000 SIT	322,077,205	1,441,857	1,247,639
83 TUS KO-SI	229,456	229,456	100.00%	1,401 SIT	321,467,856	1,439,129	1,245,278
84 SAVINJA MOZIRJE	105,780	105,780	100.00%	3,001 SIT	317,411,930	1,420,972	1,229,567
85 EGOLES ŠKOFJA LOKA	258,300	258,300	100.00%	1,060 SIT	273,798,000	1,225,723	1,060,618
86 NOVOLIT	224,298	224,298	100.00%	1,200 SIT	269,157,600	1,204,949	1,042,643
87 HIDROTEHNIK	330,034	384,472	85.84%	730 SIT	240,924,820	1,078,558	933,277
88 DOM SMREKA	406,199	406,199	100.00%	540 SIT	219,347,460	981,962	849,692
89 DRAVINJSKI DOM	216,560	216,560	100.00%	1,000 SIT	216,560,000	969,483	838,894
90 AGROKOMBINAT MARIBOR	403,808	499,291	80.88%	530 SIT	214,058,621	958,285	829,204
91 BOHOR	209,170	263,067	79.51%	999 SIT	208,960,830	935,464	809,457
92 LIZ INŽENIRING	188,677	235,846	80.00%	1,100 SIT	207,544,700	929,124	803,971
93 GEA COLLEGE	147,885	147,885	100.00%	1,300 SIT	192,250,500	860,656	744,726
94 ZDRAVILIŠČE ROGAŠKA	891,864	961,898	92.72%	206 SIT	183,946,950	823,483	712,560
95 INTEGRAL JESENICE	243,784	256,556	95.02%	732 SIT	178,449,888	798,874	691,266
96 CREINA	48,594	48,594	100.00%	3,351 SIT	162,853,072	729,051	630,848
97 UPIMO GROUP	215,000	215,000	100.00%	650 SIT	139,750,000	625,625	541,353
98 MK TISKARNA	103,954	103,954	100.00%	1,200 SIT	124,744,800	558,450	483,227
99 MEDVEŠEK PUŠNIK	80,000	80,000	100.00%	1,550 SIT	124,000,000	555,116	480,342
100 IMP ČRPALKE	333,034	333,034	100.00%	324 SIT	108,049,551	483,710	418,554
101 SVILA	1,263,478	1,263,478	100.00%	85 SIT	107,395,630	480,783	416,021
102 GRADIS GP	304,750	304,750	100.00%	330 SIT	100,567,500	450,215	389,571
103 ALPDOM	47,816	47,816	100.00%	1,450 SIT	69,333,200	310,387	268,578
104 GRAD PRESTRANEK	43,235	43,235	100.00%	1,510 SIT	65,284,850	292,263	252,896
105 AVTOPREVOZNIŠTVO IN SERVISI	308,696	308,696	100.00%	180 SIT	55,565,280	248,751	215,245
106 MLAJ	67,062	93,000	72.11%	800 SIT	53,649,600	240,175	207,824
107 JELEN	50,849	67,798	75.00%	900 SIT	45,745,794	204,792	177,207
108 SIJAJ HRASTNIK	26,880	26,880	100.00%	1,350 SIT	36,288,000	162,452	140,570
109 RAZVOJNA DRUŽBA	21,948	21,948	100.00%	1,205 SIT	26,447,340	118,398	102,450
110 ZASAVSKI RAČUNSKI CENTER	43,466	70,700	61.48%	475 SIT	20,646,350	92,428	79,978
111 DADAS	31,320	31,320	100.00%	301 SIT	9,427,320	42,204	36,519
Preferred shares	-	-	-	-	2,143,577,277	9,596,244	8,303,631
1 KD HOLDING	266,413	266,413	100.00%	6,000 SIT	1,598,478,000	7,155,975	6,192,066
2 HIPOTEKARNA BANKA	79,500	79,500	100.00%	4,000 SIT	318,000,000	1,423,604	1,231,845
3 KOVINOTEHNA	527,955	527,955	100.00%	399 SIT	210,654,045	943,044	816,016
4 ZDRAVILIŠČE ROGAŠKA	27,818	30,000	92.73%	544 SIT	15,145,232	67,801	58,668
5 PRIMOFIN	10,000	10,000	100.00%	130 SIT	1,300,000	5,820	5,036
TOTAL SHARES					173,579,609,312	777,071,240	672,399,817

EXCHANGE RATES	1 USD=	258.1494 SIT as of 28 Feb 2002
	1 EUR=	223.3767 SIT as of 28 Feb 2002

D2) MARKET CAPITALISATION OF BONDS - OFFICIAL MARKET AS OF 28 FEBRUARY 2002

Issue	Number of issued bonds	Price as of 28 Feb 2002	Principal amt. as of 30 Apr 2001	Currency of denomination	Market capitalisation as of 28 Feb 2002 (in SIT)	Market capitalisation as of 28 Feb 2002 (in EUR)	Market capitalisation as of 28 Feb 2002 (in USD)
1 REPUBLIKA SLOVENIJA 10 th issue	5,218,961	102.60	8,245.56	SIT	44,152,120,721	197,657,682	171,033,211
2 REPUBLIKA SLOVENIJA 4 th issue	267,656	101.49	511.29	EUR	31,024,543,881	138,888,899	120,180,577
3 REPUBLIKA SLOVENIJA 27 th issue	1,700,000	103.25	10,000.00	SIT	17,552,500,000	78,578,025	67,993,573
4 REPUBLIKA SLOVENIJA 34 rd issue	1,691,000	100.35	10,000.00	SIT	16,969,185,000	75,966,674	65,733,970
5 REPUBLIKA SLOVENIJA 13 th issue	106,701	100.50	511.29	EUR	12,247,282,085	54,827,930	47,442,613
6 REPUBLIKA SLOVENIJA 18 th issue	500,000	103.00	100.00	EUR	11,503,900,050	51,500,000	44,562,955
7 REPUBLIKA SLOVENIJA 26 th issue	500,000	100.40	100.00	EUR	11,213,510,340	50,200,000	43,438,065
8 REPUBLIKA SLOVENIJA 24 th issue	1,100,000	101.49	10,000.00	SIT	11,163,900,000	49,977,907	43,245,888
9 REPUBLIKA SLOVENIJA 28 th issue	1,050,000	102.00	10,000.00	SIT	10,710,000,000	47,945,914	41,487,604
10 REPUBLIKA SLOVENIJA 12 th issue	963,281	100.50	10,000.00	SIT	9,680,974,050	43,339,229	37,501,439
11 REPUBLIKA SLOVENIJA 15 th issue, I series	89,813	105.00	100,000.00	SIT	9,430,365,000	42,217,317	36,530,649
12 REPUBLIKA SLOVENIJA 23 th issue	400,000	103.00	100.00	EUR	9,203,120,040	41,200,000	35,650,364
13 REPUBLIKA SLOVENIJA 17 th issue	900,000	101.00	10,000.00	SIT	9,090,000,000	40,693,591	35,212,168
14 REPUBLIKA SLOVENIJA 15 th issue, E series	89,813	100.30	100,000.00	SIT	9,008,243,900	40,327,590	34,895,467
15 REPUBLIKA SLOVENIJA 25 th issue	800,000	102.00	10,000.00	SIT	8,160,000,000	36,530,220	31,609,603
16 REPUBLIKA SLOVENIJA 22 nd issue	800,000	101.51	10,000.00	SIT	8,120,800,000	36,354,732	31,457,753
17 REPUBLIKA SLOVENIJA 29 th issue	328,037	99.90	100.00	EUR	7,320,254,672	32,770,896	28,366,660
18 REPUBLIKA SLOVENIJA 14 th issue	630,400	100.99	10,000.00	SIT	6,366,409,600	28,500,777	24,661,725
19 REPUBLIKA SLOVENIJA 20 th issue	600,000	100.50	10,000.00	SIT	6,030,000,000	26,994,758	23,588,567
20 REPUBLIKA SLOVENIJA 16 th issue	600,000	100.00	10,000.00	SIT	6,000,000,000	26,860,456	23,242,355
21 REPUBLIKA SLOVENIJA 19 th issue	600,000	100.00	10,000.00	SIT	6,000,000,000	26,860,456	23,242,355
22 SLOV. RAZVOJNA DRUŽBA	50,000	98.80	511.29	EUR	5,641,987,483	25,257,726	21,855,513
23 REPUBLIKA SLOVENIJA 32 nd issue	238,655	100.40	100.00	EUR	5,352,320,620	23,960,962	20,733,423
24 REPUBLIKA SLOVENIJA 15 th issue, H series	47,902	104.00	100,000.00	SIT	4,981,808,000	22,302,272	19,298,158
25 NLB 2 nd issue, A series	40,000	103.20	100,000.00	SIT	4,128,000,000	18,479,994	15,990,740
26 SKB OBVEZNIC 4 th issue, A series	38,182	101.00	100,000.00	SIT	3,856,382,000	17,264,030	14,938,567
27 BTC HIPOTEKARNE OBVEZNIC	340,000	111.00	43.82	EUR	3,694,129,704	16,537,668	14,310,046
28 REPUBLIKA SLOVENIJA 31 st issue	294,768	103.30	10,000.00	SIT	3,044,953,440	13,631,473	11,795,315
29 NLB TOLARSK	27,300	100.00	100,000.00	SIT	2,730,000,000	12,221,507	10,575,272
30 NLB 3	12,000	100.00	1,000.00	EUR	2,680,520,400	12,000,000	10,383,601
31 NLB DEVIZNE	20,000	100.00	511.29	EUR	2,284,205,459	10,225,800	8,848,386
32 BANKA CELJE 5 th issue	100,000	101.80	100.00	EUR	2,273,974,806	10,180,000	8,808,755
33 ABANKA 5 th issue	100,000	101.00	100.00	EUR	2,256,104,670	10,100,000	8,739,531
34 BANKA CELJE 3 rd issue	100,000	100.90	100.00	EUR	2,253,870,903	10,090,000	8,730,878
35 BANKA CELJE 4 th issue	100,000	100.80	100.00	EUR	2,251,637,136	10,080,000	8,722,225
36 ABANKA 4 th issue	100,000	100.52	100.00	EUR	2,245,382,588	10,052,000	8,697,997
37 NFD INV. SVETOVANJE	16,000	100.00	135,740.00	SIT	2,171,840,000	9,722,769	8,413,113
38 HOTELI BERNARDIN	20,000	102.55	464.08	EUR	2,126,162,155	9,518,281	8,236,169
39 REPUBLIKA SLOVENIJA 8 th issue	965,330	100.50	9.37	EUR	2,030,576,363	9,090,368	7,865,896
40 STANOVANJSKI SKLAD 2 nd issue	20,000	105.00	96,553.00	SIT	2,027,613,000	9,077,102	7,854,417
41 NOVA KBM 2 nd issue	18,000	100.15	500.00	EUR	2,013,405,885	9,013,500	7,799,382
42 NOVA KBM 3 th issue, B series	18,000	100.00	500.00	EUR	2,010,390,300	9,000,000	7,787,701
43 NOVA KBM 3 th issue, A series	20,000	100.00	100,000.00	SIT	2,000,000,000	8,953,485	7,747,452
44 SL. ZADR. KMET. BANKA 3 rd issue	200,000	98.31	10,000.00	SIT	1,966,200,000	8,802,171	7,616,520
45 NOVA KBM 1 st issue	15,000	101.00	511.29	EUR	1,730,285,635	7,746,044	6,702,652
46 SKB OBVEZNIC 3 rd issue	35,000	101.00	204.52	EUR	1,614,964,845	7,229,782	6,255,931
47 ABANKA 3 rd issue	70,000	98.50	100.00	EUR	1,540,182,347	6,895,000	5,966,244
48 SKB OBVEZNIC 4 th issue, B series	11,818	97.25	500.00	EUR	1,283,634,765	5,746,503	4,972,449
49 ABANKA 1 st issue	20,000	103.00	255.65	EUR	1,176,388,819	5,266,390	4,557,008
50 NLB 2 nd issue, B series	10,000	100.01	500.00	EUR	1,116,995,188	5,000,500	4,326,933
51 BANKA ZASAVJE OBVEZNIC 2 nd issue	18,000	98.00	255.65	EUR	1,007,354,309	4,509,666	3,902,214
52 DOLENJSKA BANKA DEVIZNE	17,508	100.00	255.65	EUR	999,816,284	4,475,920	3,873,014
53 DOLENJSKA BANKA TOLARSK	18,000	100.00	50,000.00	SIT	900,000,000	4,029,068	3,486,353
54 KREKOVA BANKA 2 nd issue	14,000	100.10	255.65	EUR	800,287,035	3,582,679	3,100,093
55 PROBANKA 2 nd issue	60,000	101.50	51.13	EUR	695,554,166	3,113,817	2,694,386
56 STANOVANJSKI SKLAD RS 1 st issue	70,965	96.72	35.80	EUR	548,885,038	2,457,217	2,126,230
57 BANKA VIPA 7 th issue	10,000	100.00	200.00	EUR	446,753,400	2,000,000	1,730,600
58 BANKA VIPA 6 th issue	10,000	99.80	200.00	EUR	445,859,893	1,996,000	1,727,139
59 SL. ZADR. KMET. BANKA	10,000	104.00	168.04	EUR	390,376,695	1,747,616	1,512,212
60 BANKA VIPA 5 th issue	10,000	100.00	162.50	EUR	362,987,138	1,625,000	1,406,113
61 BANKA VIPA 3 rd issue	10,000	100.10	143.82	EUR	321,581,630	1,439,638	1,245,719
62 BANKA VIPA 4 th issue	8,000	100.01	175.78	EUR	314,152,663	1,406,381	1,216,941
63 FACTOR BANKA 1 st issue	10,000	100.34	108.70	EUR	243,636,029	1,090,696	943,779
64 PROBANKA 1 st issue	80,000	100.50	2,952.42	SIT	237,374,568	1,062,665	919,524
65 BANKA VIPA 2 nd issue	8,000	103.01	111.85	EUR	205,893,783	921,733	797,576
TOTAL					343,351,538,479	1,537,096,476	1,330,049,725

EXCHANGE RATES	1 USD=	258.1494 SIT as of 28 Feb 2002
	1 EUR=	223.3767 SIT as of 28 Feb 2002

MARKET CAPITALISATION OF BONDS - FREE MARKET AS OF 28 FEBRUARY 2002

	Issue	Number of issued bonds	Price as of 28 Feb 2002	Principal amt. as of 30 Apr 2001	Currency of denomination	Market capitalisation as of 28 Feb 2002 (in SIT)	Market capitalisation as of 28 Feb 2002 (in EUR)	Market capitalisation as of 28 Feb 2002 (in USD)
1	SLOVENSKA ODŠKODNINSKA DR. 2 nd issue	7,000,000	82.74	51.13	EUR	66,149,599,636	296,134,734	256,245,413
2	AUTOCOMMERCE 1 st issue	22,300	106.20	511.29	EUR	2,704,796,210	12,108,677	10,477,639
3	BANKA KOPER 4 th issue	20,000	100.00	100,000.00	SIT	2,000,000,000	8,953,485	7,747,452
4	STANOVANJSKI SKLAD 3 rd issue	20,000	101.50	97,791.91	SIT	1,985,175,773	8,887,121	7,690,027
5	BANKA KOPER 3 rd issue	10,000	100.00	500.00	EUR	1,116,883,500	5,000,000	4,326,500
6	PROBANKA 4 th issue	50,000	99.20	100.00	EUR	1,107,948,432	4,960,000	4,291,888
7	KD Investments 1 st issue	80,000	102.01	51.13	EUR	932,065,425	4,172,617	3,610,566
8	SIP STROJNA INDUSTRIJA 1 st issue, A series	32,500	100.00	102.26	EUR	742,381,294	3,323,450	2,875,782
9	SI.MOBIL 1 st issue	5,000	100.00	374.05	EUR	417,770,273	1,870,250	1,618,328
10	SIP STROJNA INDUSTRIJA 1 st issue, B series	17,250	100.00	102.26	EUR	394,033,148	1,763,985	1,526,376
11	UBK KONVERTIBILNE	80	98.00	21,077.25	EUR	369,120,258	1,652,456	1,429,871
12	BORZNA DRUŽBA POTEZA 2 nd issue	15,000	100.10	100.00	EUR	335,400,115	1,501,500	1,299,248
13	VIPA	4,000	103.71	79.89	EUR	74,030,540	331,416	286,774
14	BANKA KOPER 2 nd issue	3,000	100.00	76.00	USD	58,858,063	263,492	228,000
15	OBČINA ŠMARJE	1,579	102.00	63.91	EUR	22,992,648	102,932	89,067
	TOTAL					78,411,055,315	351,026,116	303,742,931

EXCHANGE RATES			
	1 USD=	258.1494	SIT as of 28 Feb 2002
	1 EUR=	223.3767	SIT as of 28 Feb 2002

D3) MARKET CAPITALISATION OF AUTHORISED INVESTMENT FUNDS AS OF
28 FEBRUARY 2002

	Authorised Inv. Fund	Number of shares traded	Price as of 28 Feb 2002	Market capitalisation as of 28 Feb 2002 (in SIT)	Market capitalisation as of 28 Feb 2002 (in EUR)	Market capitalisation as of 28 Feb 2002 (in USD)
1	INFOND ZLAT	336,854,710	57.76 SIT	19,456,728,050	87,102,764	75,370,030
2	TRIGLAV STEBER 1	147,487,470	127.30 SIT	18,775,154,931	84,051,537	72,729,803
3	NFD 1	160,580,300	116.74 SIT	18,746,144,222	83,921,663	72,617,423
4	ATENA 1. SKLAD	297,107,158	49.98 SIT	14,849,415,757	66,477,013	57,522,565
5	MAKSIMA 1	216,646,243	60.57 SIT	13,122,262,939	58,744,994	50,832,049
6	NFD 2	291,379,659	41.97 SIT	12,229,204,288	54,747,000	47,372,585
7	ZVON ENA	137,974,360	81.05 SIT	11,182,821,878	50,062,616	43,319,186
8	TRIGLAV STEBER II	195,412,551	44.12 SIT	8,621,601,750	38,596,692	33,397,721
9	ID KD	92,046,145	86.88 SIT	7,996,969,078	35,800,373	30,978,066
10	PID VIPA INVEST	104,268,115	60.30 SIT	6,287,367,335	28,146,926	24,355,537
11	ZLATA MONETA 1	68,297,800	91.88 SIT	6,275,201,864	28,092,464	24,308,412
12	ZVON DVA	141,224,712	42.68 SIT	6,027,470,708	26,983,435	23,348,769
13	POMURSKA INV. DRUŽBA 1	35,923,940	142.95 SIT	5,135,327,223	22,989,538	19,892,850
14	MODRA LINIJA	52,986,743	68.18 SIT	3,612,636,138	16,172,842	13,994,362
15	PID KD	95,913,558	37.61 SIT	3,607,308,916	16,148,994	13,973,726
16	KRONA SENIOR	73,170,428	43.71 SIT	3,198,279,408	14,317,874	12,389,258
17	ZLATA MONETA II	82,333,757	37.98 SIT	3,127,036,091	13,998,936	12,113,280
18	VIZIJA DPB	44,074,632	43.90 SIT	1,934,876,345	8,661,943	7,495,180
19	KS-sklad 2	44,293,242	39.01 SIT	1,727,879,370	7,735,271	6,693,331
20	KS-sklad 4	41,633,800	31.85 SIT	1,326,036,530	5,936,324	5,136,702
21	ARKADA ENA	30,210,725	43.00 SIT	1,299,061,175	5,815,563	5,032,207
22	NIKA	32,574,698	34.94 SIT	1,138,159,948	5,095,249	4,408,920
23	NIKA 1	30,911,102	35.67 SIT	1,102,599,008	4,936,052	4,271,166
24	MERCATA	28,923,982	32.12 SIT	929,038,302	4,159,065	3,598,840
25	MERCATA 1	26,821,153	33.70 SIT	903,872,856	4,046,406	3,501,356
26	POOBLAŠČENA POMURSKA INV. DRUŽBA	22,967,400	37.93 SIT	871,153,482	3,899,930	3,374,610
27	ARKADA DVA	20,087,233	43.06 SIT	864,956,253	3,872,187	3,350,603
28	PID AKTIVA AVANT I	29,520,040	28.49 SIT	841,025,940	3,765,057	3,257,904
29	TRDNJAVA	25,932,762	27.00 SIT	700,184,574	3,134,546	2,712,323
30	ARKADA TRI	20,135,474	31.66 SIT	637,489,107	2,853,875	2,469,458
31	TRGATEV	17,585,800	31.00 SIT	545,159,800	2,440,540	2,111,800
32	SETEV	15,405,373	32.20 SIT	496,053,011	2,220,702	1,921,573
33	KRONA KRONA	12,871,618	36.15 SIT	465,308,991	2,083,069	1,802,479
34	NIKA 2	12,555,868	33.10 SIT	415,599,231	1,860,531	1,609,917
35	PLOD	10,478,017	31.28 SIT	327,752,372	1,467,263	1,269,623
36	TRDNJAVA I	8,917,902	28.40 SIT	253,268,417	1,133,818	981,092
37	CAPINVEST 2	5,876,900	34.43 SIT	202,341,667	905,832	783,816
	TOTAL			179,232,746,952	802,378,883	694,298,522

MARKET CAPITALISATION OF PENSION COUPONS AS OF 28 FEBRUARY 2002

Number of coupons traded	Price as of 28 Feb 2002	Market capitalisation (in SIT)	Market capitalisation (in EUR)	Market capitalisation (in USD)
118,274,221	58.37	6,903,666,279.77	30,905,937.28	26,742,910.42

EXCHANGE RATES	1 USD=	258.1494	SIT as of 28 Feb 2002
	1 EUR=	223.3767	SIT as of 28 Feb 2002

E) OTHER

E1) INDICATORS AS OF 28 FEBRUARY 2002 (shares - official market)

SECTOR	Price as of 31 Mar 2002	Total net profit (loss) in 000 SIT in year 2000	Earning per share as of 31 Dec 2000	P / E ⁽¹⁾	Dividend for year 2000	Dividend yield	Book value as of 31 Dec 2000	Market book ratio	Turnover ratio ⁽²⁾
BANKS									
Banka Koper	66,000	2,360,248	4,546.15 SIT	14.52	4,500 SIT	6.82%	41,542.85 SIT	1.59	0.31
Banka Vipa ⁽⁶⁾	88,700	213,976	1,603.39 SIT	⁽⁴⁾	1,600 SIT	1.80%	88,653.92 SIT	⁽⁴⁾	1.08
Probanka Maribor ⁽⁶⁾	4,575	387,773	496.09 SIT	⁽⁴⁾	242 SIT	5.29%	5,206.37 SIT	⁽⁴⁾	0.47
SKB banka ⁽⁶⁾	1,599	0 SIT	0 SIT	⁽⁴⁾	0 SIT	0.00%	3,502.69 SIT	0.46	0.02
CHEMICALS									
Etol Celje ⁽⁶⁾	27,350	453,588	1,663.53 SIT	16.44	1,500 SIT	5.48%	34,734.96 SIT	0.79	0.90
Sava Kranj ⁽⁶⁾	18,317	1,630,157	996.67 SIT	18.38	480 SIT	2.62%	27,749.36 SIT	0.66	0.26
CONSTRUCTION									
Gradbeno podjetje Grosuplje	5,800	(642,963)	(4,052.47 SIT)	⁽⁴⁾	0	0.00%	23,749.13 SIT	⁽⁴⁾	0.05
FOOD AND BEVERAGES									
Droga Portorož ⁽⁶⁾	46,000	1,505,353	5,344.10 SIT	8.61	1,625 SIT	3.53%	45,585.34 SIT	1.01	0.27
Kolinska Ljubljana ⁽⁶⁾	3,400	871,611	275.58 SIT	12.34	100 SIT	2.94%	4,354.71 SIT	0.78	0.25
Mlinotest Ajdovščina	1,544	221,615	102.69 SIT	15.08	20 SIT	1.30%	1,825.63 SIT	0.85	0.11
Pivovarna Laško ⁽⁶⁾	5,344	1,492,896	279.64 SIT	19.11	140 SIT	2.62%	4,453.80 SIT	1.20	0.52
Pivovarna Union	62,000	1,273,341	2,943.30 SIT	26.24	615 SIT	0.99%	37,774.97 SIT	1.64	1.25
Radenska Radenci ⁽⁶⁾	1,292	(3,919,242)	(779.03 SIT)	⁽⁴⁾	0	0.00%	3,310.01 SIT	⁽⁴⁾	0.04
Žito Ljubljana	18,500	639,518	1,859.30 SIT	9.95	510 SIT	2.76%	46,723.17 SIT	0.40	0.26
HEALTH RESORTS									
Terme Čatež	18,500	722,346	1,630.37 SIT	11.35	500 SIT	2.70%	26,972.79 SIT	0.69	0.20
Zdravilišče Moravske Toplice	1,579	253,688	88.64 SIT	17.81	0	0.00%	2,587.98 SIT	0.61	0.15
HOUSEHOLD APPLIANCES									
Gorenje ⁽⁶⁾	2,536	2,884,829	236.46 SIT	10.73	70 SIT	2.76%	3,508.59 SIT	0.72	0.29
NON-METALS									
Comet Zreče ⁽⁶⁾	1,950	340,540	203.01 SIT	9.61	0	0.00%	2,473.60 SIT	0.79	0.23
OIL AND GAS									
Istrabenz Koper ⁽⁶⁾	4,839	276,483	53.38 SIT	90.51	80 SIT	1.65%	3,977.81 SIT	1.22	0.19
Petrol Ljubljana ⁽⁶⁾	25,994	645,762	314.43 SIT	82.67	500 SIT	1.92%	27,265.85 SIT	0.95	0.37
OTHER FINANCIAL INTERMEDIATION									
Nika Brežice ⁽⁶⁾	737	177,013	368.78	2.00	0	0.00%	929.43 SIT	0.79	0.14
PHARMACEUTICALS									
Krka Novo Mesto ⁽⁶⁾	29,362	7,112,521	2,106.15 SIT	13.94	700 SIT	2.38%	19,578.49 SIT	1.50	0.21
Lek Ljubljana ⁽⁶⁾	44,285	6,136,667	3,261.54 SIT	13.58	950 SIT	2.15%	28,383.49 SIT	1.56	0.22
PUBLISHING									
Delo Ljubljana ⁽⁶⁾	17,000	889,281	1,332.33 SIT	12.76	1,000 SIT	5.88%	6,524.98 SIT	2.61	0.23
REAL ESTATE / TRADE									
BTC ⁽⁶⁾	16,500	1,208,763	1,672.01 SIT	9.87	350 SIT	2.12%	22,702.13 SIT	0.73	1.15
TRANSPORT									
Aerodrom Ljubljana ⁽⁵⁾⁽⁶⁾	3,600	1,156,795	304.70 SIT	11.81	166 SIT	4.61%	3,812.35 SIT	0.94	0.20
Intereuropa Koper	4,249	1,717,626	238.21 SIT	17.84	160 SIT	3.77%	3,195.77 SIT	1.33	0.30
Luka Koper ⁽⁵⁾⁽⁶⁾	3,594	2,900,367	207.17 SIT	17.35	150 SIT	4.17%	3,367.95 SIT	1.07	0.15
TRADE									
Delo Prodaja	5,900	414,958	704.37 SIT	8.38	360 SIT	6.10%	4,498.94 SIT	1.31	0.63
Emona obala Koper ⁽³⁾	2,350	347,269	230.15 SIT	10.21	0	0.00%	6,514.99 SIT	0.36	0.42
Koloniale Maribor	1,600	63,948	98.30 SIT	16.28	0	0.00%	3,729.84 SIT	0.43	0.18
Kompas MTS	1,600	1,740,250	493.45 SIT	3.24	800 SIT	50.00%	4,479.24 SIT	0.36	0.34
Mercator Ljubljana ⁽⁶⁾	17,085	4,008,563	1,249.36 SIT	13.67	300 SIT	1.76%	20,715.63 SIT	0.82	0.22
Salus Ljubljana ⁽⁶⁾	49,634	870,572	6,527.54 SIT	7.60	3,000 SIT	6.04%	38,364.43 SIT	1.29	0.08
Merkur Kranj	16,230	233,318	258.29 SIT	62.84	550 SIT	3.39%	26,297.28 SIT	0.62	0.07
Tehnounion Ljubljana	9,500	200,354	2,405.90 SIT	3.95	0	0.00%	49,044.68 SIT	0.19	0.33
Živila Kranj	14,688	400,389	1,387.24 SIT	10.59	0	0.00%	31,423.21 SIT	0.47	0.39

Calculated on the basis of nonconsolidated financial statement for 2000. Statements are consolidated for the following issues: Emona obala Koper, Istrabenz, Lek, Mercator, Merkur, Petrol, Radenska, Sava, Tehnounion, Živila and Žito. An average number of shares traded in year 2000 has been used for the calculations.

⁽¹⁾ P / E = PRICE / EARNING PER SHARE

⁽²⁾ Yearly turnover / average capitalisation as of 31 January 2002, 31 July 2001 and 31 January 2001.

⁽³⁾ Shares of daughter company are excluded.

⁽⁴⁾ Not applicable.

⁽⁵⁾ Calculation of P/E for Aerodrom and Luka Koper includes common and preferred shares.

E2) RECORD VALUES

RECORD DAILY TURNOVER IN YEAR 2002

7 February 2002

	Value (in SIT)	Number of bargains	Volume in pieces
Order book trades	869,172,813	1,361	5,656,442
Cross trades	429,772,265	245	7,284,198
Block trades	2,116,956,339	12	851,883
Total	3,415,901,417	1,618	13,792,523

MAX AND MIN VALUE OF TURNOVER AND INDICES

	In year 2002		In years 1989-2001	
Monthly turnover (in SITm)	30,660	February	53,123	December 2000
Daily turnover (in SITm)	3,416	7 Feb 2002	10,058	12 July 2001
Number of bargains per day	2,088	17 Jan 2002	5,900	8 July 1999
Value of block trade (in SITm)	971	15 Feb 2002	8,128	23 Nov 2001
Max value of SBI 20 index	2,251.87	24 Jan 2002	2,159.35	19 Dec 2001
Min value of SBI 20 index	2,140.80	3 Jan 2002	891.93	10 Sep 1996
Max value of SBI 20NT index	2,207.69	15 Feb 2002	2,096.75	27 Dec 2001
Min value of SBI 20NT index	2,082.58	3 Jan 2002	1,437.30	1 July 1998
Max value of IPT index	1,980.90	14 Feb 2002	1,806.98	30 Dec 1999
Min value of IPT index	1,753.43	8 Jan 2002	1,318.83	1 July 1998
Max value of PIX index	1,773.32	19 Feb 2002	1,633.77	19 Oct 1999
Min value of PIX index	1,551.00	3 Jan 2002	965.15	29 Apr 1999
Max value of FOOD AND BEVERAGES index	2,241.04	11 Jan 2002	2,175.17	28 Dec 2001
Min value of FOOD AND BEVERAGES index	2,049.04	28 Feb 2002	1,551.34	3 Apr 2000
Max value of PHARMACEUTICALS index	2,177.29	15 Feb 2002	2,623.07	11 Aug 1998
Min value of PHARMACEUTICALS index	2,076.41	18 Jan 2002	1,505.49	23 Apr 2001
Max value of CHEMICALS index	2,072.86	15 Feb 2002	2,176.97	6 Aug 1998
Min value of CHEMICALS index	1,896.00	3 Jan 2002	1,476.44	1 July 1998
Max value of OIL AND GAS index	2,811.09	12 Feb 2002	2,633.44	17 Dec 2001
Min value of OIL AND GAS index	2,554.39	3 Jan 2002	1,591.73	27 June 2000
Max value of TRANSPORT index	2,233.72	15 Feb 2002	2,070.25	7 Dec 2001
Min value of TRANSPORT index	2,032.64	3 Jan 2002	1,132.46	1 July 1998
Max value of TRADE index	1,966.45	12 Feb 2002	2,195.82	31 Jan 2000
Min value of TRADE index	1,790.84	3 Jan 2002	1,172.80	1 July 1998
Max value of BIO index	109.03	3 Jan 2002	113.52	14 Dec 1995
Min value of BIO index	107.34	26 Feb 2002	100.46	5 July 1995

E3) NEW LISTED SECURITIES AND CHANGES IN YEAR 2002

NEW LISTED LONG - TERM SECURITIES ON LJUBLJANA STOCK EXCHANGE IN YEAR 2002

OFFICIAL MARKET

BONDS

Issuer	Trading code	Nomin. value of issue	Issue	Listing date	First trading day
Republika Slovenija	RS28	10,500,000,000 SIT	28 th issue	18 Jan 2002	25 Jan 2002
Republika Slovenija	RS29	10,278,000 EUR	29 th issue	18 Jan 2002	25 Jan 2002
Republika Slovenija	RS31	2,974,680,000 SIT	31 st issue	18 Jan 2002	25 Jan 2002
Republika Slovenija	RS32	23,865,500 EUR	32 nd issue	18 Jan 2002	25 Jan 2002
Republika Slovenija	RS34	16,910,000,000 SIT	34 th issue	20 Feb 2002	26 Feb 2002

FREE MARKET

SHARES

Issuer	Trading code	Type of share	Listing date	First trading day
Jata Emona	JAMR	common	10 Jan 2002	15 Jan 2002
Lesnina	MILG	common	16 Jan 2002	25 Jan 2002

Authorised investment funds

Issuer	Trading code	Type of share	Listing date	First trading day
PID Vipa Invest	VION	common	22 Jan 2002	29 Jan 2002

DELISTED LONG - TERM SECURITIES IN YEAR 2002

FREE MARKET

SHARES

Issuer	Trading code	Type of share	Delisting date
Emona Krmila	EMKG	common	11 Jan 2002
Jata Reja	JRDG	common	11 Jan 2002
Totra Plastika	TOPG	common	14 Jan 2002

AUTHORISED INVESTMENT FUNDS

Issuer	Trading code	Type of share	Delisting date
Vipa Invest Nanos	VN0N	common	15 Jan 2002
Vipa Invest Soča	VS0N	common	15 Jan 2002

EXTENDED LISTING OF LONG - TERM SECURITIES IN YEAR 2002

OFFICIAL MARKET

BONDS

Issuer	Trading code	Issue	Number of bonds before extension	Number of bonds after extension	Extension date
Republika Slovenija	RS27	27 th issue	409,150	1,700,000	16 Jan 2002
Republika Slovenija	RS29	29 th issue	102,780	328,037	18 Feb 2002

EXPIRED BONDS IN YEAR 2002

Issuer	Trading code	Issue	Market	Last trading day
LB SB Velenje	BV01	1 st issue	official market	25 Jan 2002

F) LIST OF SECURITIES - FEBRUARY 2002

F1) OFFICIAL MARKET (1)

CORPORATE BONDS

	Issuer	Trading code	First trading day	Nominal value of issue traded	Coupon interest rate	Maturity	Sector
1	ABANKA	AB01E	8 Jan 1996	5,112,918.81 EUR	10% p.a.	1996-2002	banking
2	ABANKA	AB03	14 June 1999	7 EURm	5% p.a.	1998-2005	banking
3	ABANKA	AB04	27 Dec 2000	10 EURm	6.25% p.a.	2000-2007	banking
4	ABANKA	AB05	26 Sept 2001	10 EURm	6% p.a.	2001-2006	banking
5	BANKA CELJE	BCE3	6 Mar 2000	10 EURm	6% p.a.	1999-2005	banking
6	BANKA CELJE	BCE4	9 Feb 2001	10 EURm	6% p.a.	2000-2006	banking
7	BANKA CELJE	BCE5	19 Dec 2001	10 EURm	6% p.a.	2001-2007	banking
8	BLAGOVNO TRGOVINSKI CENTER	BTC1E	24 Feb 1997	17,383,924.96 EUR	10.5% p.a.	1996-2008	retail, wholesale and real estate trade
9	LB BANKA ZASAVJE	BZ02E	14 Jan 1997	4,601,626.93 EUR	7.5% p.a.	1996-2004	banking
10	KREKOVA BANKA	KRB2E	14 Apr 1998	3,579,043.17 EUR	7% p.a.	1997-2002	banking
11	BANKA VIPA	VP02E	25 Oct 1995	2,045,167.52 EUR	10% p.a.	1995-2005	banking
12	BANKA VIPA	VIP3E	13 Nov 1996	2,556,459.41 EUR	7.5% p.a.	1996-2006	banking
13	BANKA VIPA	VIP4E	3 Dec 1997	2,045,167.52 EUR	7% p.a.	1997-2007	banking
14	BANKA VIPA	VIP5	24 Dec 1998	2 EURm	6% p.a.	1998-2008	banking
15	BANKA VIPA	VIP6	6 Mar 2000	2 EURm	5.5% p.a.	1999-2009	banking
16	BANKA VIPA	VIP7	19 July 2001	2 EURm	6.2% p.a.	2001-2010	banking
17	DOLENJSKA BANKA	DB01	21 Dec 1998	900 SITm	7% p.a. + TOM	1997-2002	banking
18	DOLENJSKA BANKA	DB02E	18 Dec 1998	4,475,849.13 EUR	6.8% p.a.	1997-2002	banking
19	FACTOR BANKA	FB01E	23 May 1996	5,112,918.81 EUR	9.5% p.a.	1995-2002	banking
20	HOTELI BERNARDIN	HTB1E	28 June 1999	10,225,837.62 EUR	8.5% p.a.	1999-2009	hotel and restaurant activities
21	NFD	NI01	21 Dec 1999	2,171.84 SITm	5.5% p.a. + TOM	1999-2006	investment consulting
22	NOVA KBM	KBM1E	5 Oct 1998	7,669,378.22 EUR	6% p.a.	1998-2003	banking
23	NOVA KBM	KBM2	14 Nov 2000	9 EURm	5.9% p.a.	2000-2006	banking
24	NOVA KBM	KBM3	14 Nov 2001	2,000 SITm	5.8% p.a. + TOM	2001-2006	banking
25	NOVA KBM	KBM4	14 Nov 2001	9 EURm	6% p.a.	2001-2006	banking
26	NOVA LJUBLJANSKA BANKA	NLB1	29 Dec 1997	2,730 SITm	6.75% p.a. + TOM	1997-2002	banking
27	NOVA LJUBLJANSKA BANKA	NLB2E	29 Dec 1997	10,225,837.26 EUR	7% p.a.	1997-2002	banking
28	NOVA LJUBLJANSKA BANKA	NLB3	18 July 2000	4,000 SITm	5.25% p.a. + TOM	2000-2005	banking
29	NOVA LJUBLJANSKA BANKA	NLB4	18 July 2000	5 EURm	5.65% p.a.	2000-2005	banking
30	NOVA LJUBLJANSKA BANKA	NLB5	27 Sept 2001	12 mio EUR	5.8% p.a.	2000-2005	banking
31	PROBANKA	PRB1	15 July 1996	800 SITm	6% p.a. + TOM	1995-2003	banking
32	PROBANKA	PRB2E	3 Nov 1997	3,067,751.29	8% p.a.	1995-2003	banking
33	SKB BANKA	SKB3E	14 Mar 1997	17,895,215.84 EUR	7.5% p.a.	1996-2003	banking
34	SKB BANKA	SKB4A	30 Dec 1999	3,818.2 SITm	5.25% p.a. + TOM	1999-2005	banking
35	SKB BANKA	SKB4B	30 Dec 1999	5,909 EURm	5.25% p.a.	1999-2006	banking
36	STANOVANJSKI SKLAD RS	SSR1E	4 July 1996	4,083,023.58 EUR	6% p.a.	1995-2010	national mortgage agency
37	STANOVANJSKI SKLAD RS SLOVENSKA ZADRUŽNA KMETIJSKA BANKA	SSR2	30 June 1998	2,000 SITm	7.2% p.a. + TOM	1998-2008	national mortgage agency
38	SLOVENSKA ZADRUŽNA KMETIJSKA BANKA	ZBK1E	10 July 1995	2,556,459.41 EUR	10% p.a.	1994-2004	banking
39	SLOVENSKA ZADRUŽNA KMETIJSKA BANKA	SZB3	15 Mar 2000	2,000 SITm	5.3% p.a. + TOM	1999-2005	banking

MUNICIPAL and GOVERNMENT BONDS

	Issuer	Trading code	First trading day	Nominal value of issue traded	Coupon interest rate	Maturity	Sector
1	REPUBLIC OF SLOVENIA	RS04E	6 Aug 1998	136,803,812.19 EUR	8% p.a.	1996-2022	government bond
2	REPUBLIC OF SLOVENIA	RS08E	24 Nov 1993	49,356,539.17 EUR	5% p.a.	1993-2003	government bond
3	REPUBLIC OF SLOVENIA	RS10	14 June 1999	52,189.61 SITm	4.5% p.a. + TOM	1997-2007	government bond
4	REPUBLIC OF SLOVENIA	RS12	14 June 1999	3,032 SITm	4.5% p.a. + TOM	1997-2002	government bond
5	REPUBLIC OF SLOVENIA	RS13E	14 June 1999	54,555,355.02 EUR	5.55% p.a.	1998-2008	government bond
6	REPUBLIC OF SLOVENIA	RS14	29 Feb 2000	6,304 SITm	4% p.a. + TOM	1999-2003	government bond
7	REPUBLIC OF SLOVENIA ISSUE	RSE	29 Feb 2000	8,981.3 SITm	5.1% p.a. + TOM	1995-2002	government bond
8	REPUBLIC OF SLOVENIA ISSUE	RSH	29 Feb 2000	4,790.2 SITm	5.55% p.a. + TOM	1995-2005	government bond
9	REPUBLIC OF SLOVENIA ISSUE	RSI	23 Jan 1997	8,981.3 SITm	5.7% p.a. + TOM	1995-2006	government bond
10	REPUBLIC OF SLOVENIA ISSUE	RS16	15 Mar 2000	6,000 SITm	4.2% p.a. + TOM	2000-2003	government bond
11	REPUBLIC OF SLOVENIA ISSUE	RS17	15 Mar 2000	9,000 SITm	4.7% p.a. + TOM	2000-2005	government bond
12	REPUBLIC OF SLOVENIA ISSUE	RS18	15 May 2000	50 EURm	6% p.a.	2000-2010	government bond
13	REPUBLIC OF SLOVENIA ISSUE	RS19	18 Aug 2000	6,000 SITm	4.2% p.a. + TOM	2000-2003	government bond
14	REPUBLIC OF SLOVENIA ISSUE	RS20	12 Dec 2000	6,000 SITm	4.2% p.a. + TOM	2000-2003	government bond
15	REPUBLIC OF SLOVENIA	RS22	22 Feb 2001	8,000 SITm	4.7% p.a. + TOM	2001-2006	government bond
16	REPUBLIC OF SLOVENIA	RS23	20 Feb 2001	40 EURm	6% p.a.	2001-2011	government bond
17	REPUBLIC OF SLOVENIA	RS24	22 Mar 2001	1,100 SITm	4.2% p.a. + TOM	2001-2004	government bond
18	REPUBLIC OF SLOVENIA	RS25	3 May 2001	8,000 SITm	4.7% p.a. + TOM	2001-2006	government bond
19	REPUBLIC OF SLOVENIA	RS26	14 June 2001	50 EURm	5.375% p.a.	2001-2011	government bond
20	REPUBLIC OF SLOVENIA	RS27	20 Dec 2001	17,000 SITm	4.7% p.a. + TOM	2001-2006	government bond
21	REPUBLIC OF SLOVENIA	RS28	25 Jan 2002	10,500 SITm	4.2% p.a. + TOM	2002-2005	government bond
22	REPUBLIC OF SLOVENIA	RS29	25 Jan 2002	30,280 EURm	5.375% p.a.	2002-2012	government bond
23	REPUBLIC OF SLOVENIA	RS31	25 Jan 2002	2,974.68 SITm	4.7% p.a. + TOM	2002-2007	government bond
24	REPUBLIC OF SLOVENIA	RS32	25 Jan 2002	23,8655 EURm	5.375% p.a.	2002-2012	government bond
25	REPUBLIC OF SLOVENIA	RS34	26 Feb 2002	16,910 SITm	4.2% p.a. + TOM	2002-2007	government bond
26	SLOVENSKA RAZVOJNA DRUŽBA	SKR1E	3 July 1995	25,564,594.06 EUR	5% p.a.	1993-2003	development fund of Republic Slovenia

TOM (abbreviation for: "temeljna obrestna mera" - base interest rate) - indexation factor, calculated as twelve month average of monthly consumer price index

F1) OFFICIAL MARKET (2)

COMMON SHARES

	Issuer	Trading code	First trading day	Nominal value of issue listed	Number of shares traded	Isin code	Sector
1	AERODROM LJUBLJANA	AELG	8 Oct 1997	1,936.229 SITm	1,936,229	SI0031103276	airport services
2	BANKA KOPER	BKP	14 Mar 2000	5,313.59 SITm	531,359	SI 002110547 1	banking
3	BLAGOVNO TRGOVINSKI CENTER BTC	BTC	4 Oct 1994	5,806.624 SITm	725,828	SI0031100504	retail, wholesale and real estate trade
4	COMET ZREČE	CHZG	2 Nov 1998	1,700.688 SITm	1,700,688	SI0031104407	grinding wheels and other non-metals production
5	DELO LJUBLJANA	DELR	13 Jan 1999	667.464 SITm	667,464	SI 003110445 6	publishing
6	DELO PRODAJA	DPRG	12 Feb 2001	593.549 SITm	593,549	SI0031107079	trade
7	DROGA PORTOROŽ	DRPG	12 June 1996	2,827.68 SITm	282,768	SI0031100256	food processing industry
8	EMONA OBALA KOPER	EOKG	7 Jan 1998	1,741.456 SITm	1,741,456	SI0031102682	commerce
9	ETOL CELJE	ETOG	21 Feb 1997	2,745.76 SITm	274,576	SI0031101338	essential oils and fragrances production
10	GEODETSKI ZAVOD SLOVENIJE	GZRG	8 Jan 2001	379.820 SITm	379,820	SI0031110339	surveying and cartography
11	GORENJE VELENJE	GRVG	10 Nov 2000 official market (2 June 1998 free market)	12,200 SITm	12,200,000	SI0031104076	household appliances
12	GRADBENO PODJETJE GROSUPLJE	GPG	23 Dec 1994	19,941.1 SITm	199,411	SI0031100728	construction industry
13	INTEREUROPA KOPER	IEKG	12 Jan 1998	7,210.7 SITm	7,210,700	SI0031100090	retail trade
14	ISTRABENZ KOPER	ITBG	16 June 1997	5,180 SITm	5,180,000	SI0031102070	holding companies management
15	KOMPAS MTS	MTSG	8 Dec 2000	3,526.714 SITm	3,526,714	SI0031103706	catering service, border-crossing and tourist services
16	KOLINSKA LJUBLJANA	KOLR	8 Jan 1996	3,166.992 SITm	3,166,992	SI0031100058	food processing industry
17	KOLONIALE VELETRGOVINA MARIBOR	KLMG	30 July 1999	650.516 SITm	650,516	SI 003110515 6	domestic market food and non food products wholesale
18	KRKA TOVARNA ZDRAVIL NOVO MESTO	KRKG	4 Nov 1997	14,170.448 SITm	3,542,612	SI0031102120	pharmaceutical & chemical industry
19	LEK LJUBLJANA	LEKA	11 Sep 1996	10,743.738 SITm	1,790,623	SI0031100645	pharmaceuticals
20	LUKA KOPER	LKPG	20 Nov 1996	7,140 SITm	7,140,000	SI0031101346	transport
21	MERCATOR LJUBLJANA	MELR	22 Dec 1997	32,085.04 SITm	3,208,504	SI0031100082	commerce industry, agriculture
22	MERKUR KRANJ	MER	30 Nov 1998	91,258.5 SITm	912,585	SI0031104639	wholesale and retail trade
23	MLINOTEST AJDOVŠČINA	MAJG	3 Apr 2000	2,389.177 SITm	2,389,177	SI 003110820 0	food processing industry
24	NIKA BREŽICE	NIKA	23 June 1992	479.688 SITm	479,688	SI0031100793	financial consultancy and services
25	PETROL LJUBLJANA	PETG	5 May 1997	12,517.806 SITm	2,086,301	SI0031102153	crude-oil and gas trade
26	PIVOVARNA LAŠKO	PILR	1 Feb 2000	6,363.405 SITm	6,363,405	SI 003110741 8	brewery
27	PIVOVARNA UNION	PULG	6 Mar 2000	4,511.14 SITm	451,114	SI 003110907 5	brewery and soft drinks
28	RADENSKA RADENCI	RARG	3 Apr 1997	5,061.856 SITm	5,061,856	SI0031102302	health resort
29	SALUS LJUBLJANA	SALS	16 Jan 1992	124.97 SITm	124,970	SI 003110568 5	full-line pharmaceutical wholesale
30	SAVA KRANJ	SAVA	6 Jan 2000	17,209.87 SITm	1,720,987	SI0031108457	chemicals
31	SKB BANKA	SKBB	19 Nov 1991	12,649.2 SITm	12,649,200	SI0021100670	banking
32	TEHNOUNION LJUBLJANA	TEHG	26 Nov 1998	840.05 SITm	84,005	SI0031100025	sales agent and marketing of motor vehicles
33	TERME ČATEŽ	TCRG	26 Aug 1993	2,699.886 SITm	449,981	SI0031100637	health resort
34	ZDRAVILIŠČE MORAVSKE TOPLICE	ZMTG	25 Sep 1997	2,861.843 SITm	2,861,843	SI0031103250	health resort
35	ŽIVILA KRANJ	ZKNG	15 May 2000	3,199.97 SITm	319,997	SI 003110678 2	trade and catering industry
36	ŽITO LJUBLJANA	ZTOG	20 Mar 2000	3,487.65 SITm	348,765	SI 003110844 0	flour, bread, pasta and sweets production

PREFERRED SHARES

	Issuer	Trading code	First trading day	Nominal value of issue listed	Number of shares traded	Isin code	Sector
1	LEK LJUBLJANA	LEKB	6 May 1999	832.920 SITm	138,820	SI 003120027 0	pharmaceuticals
2	PROBANKA MARIBOR	PRBP	30 Mar 1993	400 SITm	400,000	SI 002120040 5	banking
3	VIPA BANKA	VPPP	28 June 1994	350 SITm	17,500	SI 002120031 4	banking

F2) FREE MARKET (1)

CORPORATE BONDS

	Issuer	Trading code	First trading day	Nominal value of issue traded	Interest rate	Maturity	Sector
1	AUTOCOMMERCE LJUBLJANA	ACL1E	15 Dec 1997	11,401,808.95 EUR	8% p.a.	1997-2006	foreign and domestic trade, service and production
2	BANKA KOPER	BKP2	2 Dec 1998	3 USDm	LIBOR + 0,5% p.a.	1997 - 2002	banking
3	BANKA KOPER	BKP3	5 Jan 2000	5 EURm	5% p.a.	1999-2004	banking
4	BANKA KOPER	BKP4	21 Dec 2000	2,000 SITm	6% p.a. + TOM	2000-2005	banking
5	KD INVESTMENTS	KD01E	24 July 1996	4,090,335.05 EUR	10% p.a.	1996-2006	investment
6	PROBANKA	PRB4	15 Mar 2000	5 EURm	5.5% p.a.	1999-2007	banking
7	UBK BANKA	UBKKE	5 Jan 1995	3,067,751.29 EUR	8.5% floating rate	1994-2004	banking
8	BANKA VIPA	VP01E	5 Jan 1995	1,022,583.76 EUR	10% p.a.	1994-2004	banking
9	POTEZA	BDP2	13 Dec 1999	1.5 EURm	7.5% p.a.	1999-2004	brokerage house
10	SI.MOBIL	SM01E	24 Sep 1999	2,556,459.41 EUR	6% p.a.	1999-2006	telecommunication
11	SIP STROJNA OPREMA	SIP1AE	19 June 2000	3,323,397.23 EUR	6% p.a.	1999-2009	production of tractors and other agricultural, forestry and cultivation machinery
12	SIP STROJNA OPREMA	SIP1BE	19 June 2000	1,763,956.99 EUR	6% p.a.	1999-2009	production of tractors and other agricultural, forestry and cultivation machinery

* floating interest rate calculated as an average annual interest rate of long-term government bonds denominated in DEM

MUNICIPAL and GOVERNMENT BONDS

	Issuer	Trading code	First trading day	Nominal value of issue traded	Coupon interest rate	Maturity	Sector
1	COMMUNITY OF ŠMARJE PRI JELŠAH	OSMOE	5 Jan 1995	5,112,918.81 EUR	10% p.a.	1992-2002	municipal bond
2	SLOVENSKA ODŠKODNINSKA DRUŽBA	SOS2E	7 Apr 1997	357,910,000 EUR	6% p.a.	1996-2004	meeting commitments deriving from denationalisation process
3	STANOVANJSKI SKLAD RS	SSR3	8 May 2001	2,000 SITm	6.1% p.a.+ TOM	2001-2011	national mortgage agency

TOM (abbreviation for: "temeljna obrestna mera" - base interest rate) - indexation factor calculated as twelve month average of monthly consumer price index

F2) FREE MARKET (2)

COMMON SHARES

	Issuer	Trading code	First trading day	Nominal value of issue listed	Number of shares traded	Isin code	Sector
1	AGROKOMBINAT MARIBOR	AKMG	24 Sep 1999	403.808 SITm	403,808	SI 003110433 2	retail, fooder production for livestock, meat and milk products, granary services
2	AKTIVA AVANT	AAFR	16 Aug 2001	4.814.478 SITm	4,814,478	SI0021110620	holding companies management
3	ALPDOM RADOVLJICA	ALDG	7 Apr 2000	47.816 SITm	47,816	SI 003110938 0	real estate and residence management and sale, business engineering
4	ALPETOUR POTOVALNA AGENCIJA ŠKOFJA LOKA	APAG	2 Aug 2000	526.084 SITm	263,042	SI0031109893	passengers transportat
5	AVANT HOLDING LJUBLJANA	AVHR	14 Apr 2000	706.855 SITm	706,855	SI 003110948 9	holding companies management, enterprise and business consulting, market research and operating with fixed property
6	AVTO CELJE	AVCG	4 Feb 1997	418.077 SITm	418,077	SI0031102112	car sale and repair services
7	AVTOPREVOŽNIŠTVO IN SERVISI VELENJE	ASVG	1 Sep 1997	308.696 SITm	308,696	SI0031103151	transport company
8	BELINKA HOLDING LJUBLJANA	BELG	19 Oct 2000	2.702.532 SITm	2,702,532	SI 003110216 1	holding companies management
9	BOHOR ŽAGA IN FURNIRNICA ŠENTJUR	BFUG	18 June 1997	209.170 SITm	209,170	SI0031102757	sawmill and veneer production
10	CAPITA LJUBLJANA	CAP1	5 Sep 1997	582.021 SITm	582,021	SI0021100035	holding companies management
11	CEMENTARNA TRBOVLJE	CTRG	29 May 2000	1.766 SITm	176,600	SI 003110962 0	cement production
12	CERTIUS HOLDING	CERR	15 Jan 2001	1.875.377 SITm	1,875,377	SI0031110446	holding companies management
13	CETIS CELJE	CETG	10 Mar 1997	2.400 SITm	200,000	SI0031100843	paper industry and graphics
14	CINKARNA CELJE	CICG	6 Mar 1998	4.874.862 SITm	812,477	SI0031103805	metallurgic and chemical industry
15	CM CELJE	CEMG	1 Mar 2001	643.570 SITm	64,357	SI0031109885	design, construction and reconstruction of roads, highways and other traffic areas
16	COLOR MEDVODE	COMG	15 Jan 1998	1.607.402 SITm	803,701	SI0031103607	resin, colours and varnish industry
17	CREINA KRANJ	CRKG	21 Feb 2000	194.376 SITm	48,594	SI 003110915 8	production and wholesale of agricultural and industrial machines and gadgats
18	DADAS MARIBOR	DAD	16 Sep 1997	125.28 SITm	31,320	SI0031100769	financial consultancy and services
19	DANA MIRNA	DMRG	7 June 1999	356.128 SITm	356,128	SI 003110520 6	secondary industry of fruit processing and production of alcohol and non-alcohol drinks
20	DOM SMREKA	DSMG	21 Sep 1999	406.199 SITm	406,199	SI 003110725 1	retail of construction material, heating and wood
21	DRAVINJSKI DOM SLOVENSKE KONJICE	DSKG	19 May 2000	216.56 SITm	216,560	SI 003110958 8	wholesale and retail of food and non-food products
22	DZS LJUBLJANA	DZS	12 May 1999	1.429.368 SITm	1,429,368	SI 003110527 1	publishing and trading
23	EGOLES ŠKOFJA LOKA	GKRG	17 Sep 1999	258.3 SITm	258,300	SI 003110714 5	forest management and sale of wood products
24	ELMO LJUBLJANA	IELG	22 Feb 2001	708 SITm	708,000	SI0031110263	electrical installations
25	FRUCTAL AJDOVŠČINA	FRAG	6 Jan 1998	2.504.151 SITm	2,504,151	SI0031103599	food-processing industry
26	GEA COLLEGE LJUBLJANA	GEAR	5 Jan 1995	147.885 SITm	147,885	SI0031100801	consulting
27	GEA TOVARNA OLJA SLOV.BISTRICA	GSBG	30 June 1996	660.348 SITm	660,348	SI0031101296	oil - producing industry
28	GRAD PRESTRANEK	GDPR	1 Feb 2000	345.88 SITm	43,235	SI 003110898 6	revitalisation and renewal of the Prestranek estate; catering and tourist activities; horse breeding
29	GRADIS GP LJUBLJANA	GLJG	12 July 1999	609.5 SITm	304,750	SI 003110393 8	construction
30	GRAND HOTEL UNION LJUBLJANA	GHUG	5 Jan 2000	1.814.613 SITm	1,814,613	SI 003110865 5	hotel industry
31	GORENJSKI TISK KRANJ	GTKG	19 Sep 1996	960.176 SITm	960,176	SI 003110119 7	graphics services
32	GORIŠKE OPEKARNE RENČE	GORG	8 Mar 1999	392.725 SITm	392,725	SI0031104993	production of different clay brick products
33	GOZDNO GOSPODARSTVO BLEĐ	GGBG	27 Dec 1999	611.9 SITm	611,900	SI 003110737 6	forest management
34	GOZDNO GOSPODARSTVO POSTOJNA	GZPG	30 June 1999	489.52 SITm	489,520	SI 003110571 9	forest management and sale of wood products
35	PPC GORENJSKI SEJEM KRANJ	GSKG	29 Apr 1999	336.091 SITm	336,091	SI 003110511 5	exhibition, fair and congress organisation
36	HELIOS DOMŽALE	HDOG	19 Sep 1996	2.198.61 SITm	219,861	SI0031101148	intermediary on fuel, mine sector
37	HIDROTEHNIK LJUBLJANA	VHLG	5 July 1999	330.034 SITm	330,034	SI 003110551 1	building industry and protection against flood damage
38	HIPOTEKARNA BANKA BREŽICE	HBR	14 Dec 1998	600 SITm	300,000	SI0021100746	banking
39	HOTELI PALACE PORTOROŽ	PALG	7 Oct 1997	2.346.102 SITm	2,346,102	SI0031103300	hotel industry
40	IMP ČRPALKE	ICRG	9 Sep 1998	333.034 SITm	333,034	SI0031104340	production of pumps
41	INLES RIBNICA	IHPG	8 Oct 1999	1.111.050 SITm	555,525	SI 003110745 9	production of furniture
42	INTARA LJUBLJANA	INTR	5 Jan 1995	101 SITm	101,000	SI0031101148	brokerage house
43	INTEGRAL JESENICE	INJG	14 Sep 1999	243.784 SITm	243,784	SI 003110708 7	merchandise and passenger transport, motor vehicle service and repairs
44	INTERTRADE ITA LJUBLJANA	INRG	20 Oct 1997	695.31 SITm	69,531	SI0031103334	mechanical engineering representative
45	INTERTRADE ITS LJUBLJANA	ITSG	24 Apr 1998	1.260 SITm	1,260,000	SI0031103946	information and computer service
46	INTES MARIBOR	IMTG	9 Mar 2000	549.982 SITm	549,982	SI 003110920 8	cereal processing and production of farinaceous food
47	JADRAN SEŽANA	JASG	23 Sep 1996	226.334 SITm	226,334	SI0031101544	commerce industry
48	JATA LJUBLJANA	JMLG	23 Sep 1996	1.196.02 SITm	119,602	SI0031101536	production and processing of poultry meat
49	JATA EMONA	JAMR	15 Jan 2002	3.197.534 SITm	3,197,534	SI0031111097	production and retailing of poultry meat
50	JAVOR PIVKA	JPIG	13 Nov 2000	1.194.7 SITm	1,194,700	SI0031109109	production of plywood, bound and layer wood, fibre and other slabs
51	JELEN SLOVENSKE KONJICE	JESG	29 Nov 1999	50.849 SITm	50,849	SI 003110430 8	restaurant & hotel capacities
52	JUTEKS ŽALEC	JTKG	2 Nov 1999	641.432 SITm	641,432	SI 003110786 3	carpet production on various linings
53	KEMA PUČONCI	KEPG	17 Dec 1998	217.346 SITm	217,346	SI 003110420 9	production of special buildingmaterials
54	KOVINOTEHNA CELJE	KCEG	17 Jul 1996 (5 Nov 2001 free market)	4.124.504 SITm	4,124,504	SI0031100157	iron and nonferrous metals production - wholesale trade, retail trade
55	KLASJE CELJE	KLAG	2 July 1999	734.716 SITm	734,716	SI 0031105487	bread, pastries and sweets production
56	KMETIJSKI KOMBINAT PTUJ	KMPG	27 Oct 1998	2.531.109 SITm	2,531,109	SI0031104563	agriculture and meat products
57	KD HOLDING	KDHR	5 Feb 2001	7.399.752 SITm	924,969	SI0031110461	holding companies management
58	KD INVESTMENTS	KDZR	3 Aug 1998	160 SITm	20,000	SI0021103880	investments
59	KOMPAS HOTELI KRANJSKA GORA	KHKG	31 May 1996	1.627 SITm	162,700	SI0031100520	tourism, hotel industry
60	KS-1 NALOŽBE	KSNR	10 Aug 2001	417.8783 SITm	4,178,783	SI0021110893	holding companies management
61	KOŠAKI TMI MARIBOR	TKMG	11 Oct 1999	432.36 SITm	43,236	SI 003110424 1	secondary meat industry and production of meat products
62	KRUH PECIVO MARIBOR	KPEG	2 July 1997	555.934 SITm	555,934	SI0031102955	bread and pastries production
63	LESNINA EMMI SLOV.BISTRICA	LSBG	8 May 1996	684.037 SITm	684,037	SI0031100355	aluminium and wood production
64	LESNINA	MILG	12 Jan 2002	2.906.81 SITm	76,495	SI0031111162	wholesale and retail of furniture

F2) FREE MARKET (3)

COMMON SHARES

	Issuer	Trading code	First trading day	Nominal value of issue listed	Number of shares traded	Isin code	Sector
65	LIP BLEED	LLBG	12 Jan 2000	2,155.899 SITm	2,155,899	SI 003110871 3	wood manufacturing
66	LIV POSTOJNA	LIVG	16 Nov 1999	1,616 SITm	161,600	SI 003110796 2	production of vacuum cleaners, plastic tubes and fittings, bicycles, hydraulic elevators and concrete mixers
67	LIZ INŽENIRING LJUBLJANA	LIZG	11 Mar 1999	188,677 SITm	188,677	SI 003110371 4	consulting and engineering in object construction
68	MARINA PORTOROŽ	MAPG	19 Sep 1996	627,864 SITm	313,932	SI0031100587	nautical and hotel industry
69	OLJARICA KRANJ	MOKG	27 Jan 1999	704,04 SITm	70,404	SI 003110201 3	production of cooking oil
70	MEDALJON MARIBOR	MEDR	12 Oct 1999	1,734 SITm	1,734,000	SI 003110691 5	management of holding companies, business operations of own real estate and renting own real estate
71	MEDVEŠEK PUŠNIK LJUBLJANA	MPL	12 Dec 1997	160 SITm	80,000	SI0021103245	financial consulting
72	MELAMIN KOČEVJE	MKOG	23 Sep 1996	466,489 SITm	466,489	SI003110201	chemical industry
73	MERCATA HOLDING	MEHR	30 Jan 2001	2,898,918 SITm	2,898,918	SI0031110065	holding companies management
74	MERCATA 1 HOLDING	MHLR	30 Jan 2001	2,693,249 SITm	2,693,249	SI0031110073	holding companies management
75	MESNA INDUSTRIJA PRIMORSKE	MIPG	19 June 2000	1,478,742 SITm	1,478,742	SI 003110969 5	meat processing industry; wholesale and retail trade with provisions
76	MITOL SEŽANA	MISG	15 May 1997	770,509 SITm	770,509	SI0031102716	production and sale of adhesive substances and resinous compound
77	MLADINSKA KNJIGA TISKARNA LJUBLJANA	MKTG	11 Oct 1999	1,039,54 SITm	103,954	SI 003110094 2	printing, publishing, retail and wholesale
78	MURALES LJUTOMER	MULG	2 Mar 2001	322,045 SITm	322,045	SI0031107780	production of wood furniture
79	MLAJ ZADOBROVA	MTZG	20 June 2001	67,062 SITm	67,062	SI0031110479	wood manufacturing
80	NAMA LJUBLJANA	NALG	20 Dec 1999	2,861,31 SITm	2,861,310	SI 003110269 0	retail trade and renting of business premises
81	NIKO ŽELEZNIKI	NKPG	17 Sep 1999	358,75 SITm	35,875	SI 003110717 8	office material, industrial paper-clips, electromagnets and other metal mechanisms production
82	NOVOLIT NOVA VAS	NNVG	6 Jan 1997	224,298 SITm	224,298	SI0031101684	production of building material used for construction elements
83	PINUS RAČE	PIRG	13 June 1996	1,482,03 SITm	148,203	SI0031100371	chemical industry
84	PLAMA PUR	POPG	6 Dec 1999	686,798 SITm	686,798	SI 003110822 6	production and refashioning of poliuretanic (plastic) foams
85	POM-INVEST	POIR	19 Oct 2001	2,241,983 SITm	2,241,983	SI0021110984	holding companies management
86	POTROŠNIK CELJE	POCG	12 Nov 1997	614,973 SITm	614,973	SI0031103425	retail trade
87	PULSAR HOLDING	PLHR	13 Aug 2001	939,319 SITm	939,319	SI0021110901	holding companies management
88	VELETRGOVINA POTROŠNIK MS	POMG	14 Jan 1999	777,581 SITm	777,581	SI 003110486 0	wholesale and retail trade
89	RAZVOJNA DRUŽBA LJUBLJANA	RDRO	5 Jan 1995	219,48 SITm	21,948	SI0031100751	consulting
90	RTC KRVAVEC	RKRG	17 Oct 1997	411,468 SITm	205,734	SI0031103284	transport of passengers, goods and various loads
91	RUDIS TRBOVLJE	RUTG	13 Sep 1996	516,996 SITm	516,996	SI0031100900	construction industry
92	SATURNUS AVTOOPREMA LJUBLJANA	SAAG	14 Apr 1997	966,122 SITm	483,061	SI0031102542	motorvehicles light equipment industry
93	SATURNUS EMBALAŽA LJUBLJANA	SELG	3 Nov 1997	840,64 SITm	84,064	SI0031103383	production of package
94	SAVINJA MOZIRJE	MSMG	21 Sep 1999	105,78 SITm	105,780	SI 003110685 7	retail of food and non-food provisions
95	SIJAJ HRASTNIK	SIHG	7 Oct 1999	268,8 SITm	26,880	SI 003110742 6	production of decorative lights and metal products
96	KD GROUP	SKDR	21 Dec 2000	198,352 SITm	99,176	SI0031110164	holding companies management
97	SLOVENIJALES LJUBLJANA	SLLG	8 May 1996	3,037,77 SITm	303,777	SI0031100405	commerce, engineering, representation
98	SVILA MARIBOR	SVMG	17 Jan 1997	1,263,478 SITm	1,263,478	SI0031102096	textile industry
99	SVILANIT KAMNIK	SKAG	14 Apr 1997	816,974 SITm	408,487	SI0031102450	textile industry
100	TEKSTINA AJDOVŠČINA	TEAG	12 Feb 1997	1,127,293 SITm	1,127,293	SI031102211	textile industry
101	TOPLICE DOBRNA	ZDDG	5 July 1999	682,01 SITm	682,010	SI031105396	medical services, tourist and hotel trade
102	TOSAMA DOMŽALE	TODG	13 Sep 1996	2,966,7 SITm	295,670	SI0031101361	sanitary material production
103	TOVARNA SLADKORJA ORMOŽ	TSOR	12 Apr 1996	4,971,63 SITm	497,163	SI0031100207	sugar production
104	TUS KO-SI SLOVENJ GRADEC	TUKG	9 Mar 2000	229,456 SITm	229,456	SI 003110924 0	production of non-woven materials
105	TUB SWATY MARIBOR	TUBG	30 Dec 1997	1,155,76 SITm	288,940	SI0031103441	production and trade of knife grinders
106	UNITAS LJUBLJANA	USLG	26 Nov 1998	145,115 SITm	145,115	SI0031104670	production of sanitary, water and gas fittings
107	UPIMO GROUP LJUBLJANA	UPGR	9 July 19997	215 SITm	215,000	SI0021102668	counseling services on trading and marketing and financial engineering
108	VALKARTON LOGATEC	VLOG	26 Jun 1997	852,097 SITm	852,097	SI0031102310	cardboard production
109	ZASAVSKI RAČUNSKI CENTER TRBOVLJE	ZRCG	27 Dec 1999	43,466 SITm	43,466	SI 003110856 4	consultancy engineering, electronic data processing, sale of software products
110	ZDRAVILIŠČE ROGAŠKA	RGS	11 Feb 1999	891,864 SITm	891,864	SI0031104894	health resort
111	ŽR - MONTER DRAVOGRAD	ZMDG	17 Sep 1999	275,835 SITm	275,835	SI 003110696 4	management of investment portfolios of subsidiaries

PREFERRED SHARES

	Issuer	Trading code	First trading day	Nominal value of issue listed	Number of shares traded	Isin code	Sector
1	HIPOTEKARNA BANKA BREŽICE	HBP	14 Dec 1998	159 SITm	79,500	SI0021200074	banking
2	KOVINOTEHNA CELJE	KCEU	17 Jul 1996 (5 Nov 2001 free market)	527,955 SITm	527,955	SI 003120001 5	iron and nonferrous metals production - wholesale trade, retail trade
3	KD HOLDING	KDHP	18 July 2001	2,131,304 SITm	266,413	SI0031200502	holding companies management
4	PRIMOFIN MARIBOR	PFNP	22 Sep 1997	500 SITm	10,000	SI0031200106	financial consultancy
5	ZDRAVILIŠČE ROGAŠKA	RGP	11 Feb 1999	55,636 SITm	27,818	SI0031200288	health resort

F2) FREE MARKET (4)

AUTHORISED INVESTMENT FUNDS

	Issuer	Trading code	First trading day	Nominal value of issue listed	Number of shares traded	Isin code	Sector
1	PID AKTIVA AVANT I LJUBLJANA	AAPR	22 Aug 2001	2,952.004 SITm	29,520,040	SI 002111063 8	authorised investment fund
2	ARKADA ENA LJUBLJANA	AR1N	14 Dec 1998	3,021.073 SITm	30,210,725	SI 002110579 4	authorised investment fund
3	ARKADA DVA LJUBLJANA	AR2N	14 Dec 1998	2,008.723 SITm	20,087,233	SI 002110580 2	authorised investment fund
4	ARKADA TRI LJUBLJANA	AR3N	9 Feb 1999	2,013.547 SITm	20,135,474	SI 002110581 0	authorised investment fund
5	ATENA 1.SKLAD LJUBLJANA	AT1N	12 Oct 1998	29,710.716 SITm	297,107,158	SI 002110582 8	authorised investment fund
6	CAPINVEST 2 LJUBLJANA	CAPN	24 Dec 1998	587.69 SITm	5,876,900	SI 002110622 2	authorised investment fund
7	INFOND ZLAT MARIBOR	IZ0N	29 June 1998	33,685.471 SITm	336,854,710	SI 002110586 9	authorised investment fund
8	KOMPAS SKLAD 2	KS2N	23 Jan 1998	4,429.324 SITm	44,293,242	SI 002110621 4	authorised investment fund
9	KOMPAS SKLAD 4	KS4N	29 Apr 1999	4,163.38 SITm	41,633,800	SI 002110588 5	authorised investment fund
10	KRONA KRONA	KR0N	8 Dec 1998	1,287.162 SITm	12,871,618	SI 002110589 3	authorised investment fund
11	KRONA SENIOR	SN0N	8 Dec 1998	7,317.043 SITm	73,170,428	SI 002110590 1	authorised investment fund
12	MAKSIMA 1 LJUBLJANA	MX1N	16 Nov 1998	21,664.6243 SITm	216,646,243	SI 002110593 5	authorised investment fund
13	MERCATA LJUBLJANA	MR0N	31 Aug 1998	2,892.3982 SITm	28,923,982	SI 002110598 4	authorised investment fund
14	MERCATA 1 LJUBLJANA	MR1N	31 Aug 1998	2,682.1153 SITm	26,821,153	SI 002110599 2	authorised investment fund
15	MODRA LINIJA KOPER	ML0N	7 Apr 1998	5,298.6743 SITm	52,986,743	SI 002110596 8	authorised investment fund
18	NACIONALNA FINANČNA DRUŽBA 1	NF1N	26 Oct 1998	15,833.012 SITm	160,580,300	SI 002110600 8	authorised investment fund
19	NACIONALNA FINANČNA DRUŽBA 2	NF2N	2 July 1999	29,137.966 SITm	291,379,659	SI 002110601 6	authorised investment fund
20	NIKA PID	NK0N	24 Apr 1998	3,257.470 SITm	32,574,698	SI 002110602 4	authorised investment fund
21	NIKA PID 1	NK1N	24 Apr 1998	3,091.110 SITm	30,911,102	SI 002110603 0	authorised investment fund
22	NIKA PID 2	NK2N	24 Apr 1998	1,255.587 SITm	12,555,868	SI 002110604 0	authorised investment fund
23	PID KMEČKA DRUŽBA	KDPN	9 Feb 2001	9,591.3558 SITm	95,913,558	SI 002111023 2	authorised investment fund
24	ID KMEČKA DRUŽBA	KDIN	9 Feb 2001	9,204.6145 SITm	92,046,145	SI 002111023 2	authorised investment fund
25	PLOD LJUBLJANA	PD0N	24 Sep 1999	1,047.802 SITm	10,478,017	SI 002110605 7	authorised investment fund
26	POMURSKA INV.DRUŽBA 1	PM1N	9 Nov 1998	3,592.394 SITm	35,923,940	SI 002110606 5	authorised investment fund
27	POOBLAŠČENA POMURSKA INV. DRUŽBA	PPIR	26 Oct 2001	2,296.74 SITm	22,967,400	SI 002111099 2	authorised investment fund
28	SETEV LJUBLJANA	ST1N	24 Sep 1999	1,540.537 SITm	15,405,373	SI 002110609 9	authorised investment fund
29	TRDNJAVA VELENJE	TR0N	14 June 1999	2,593.276 SITm	25,932,762	SI 002110612 3	authorised investment fund
30	TRDNJAVA I VELENJE	TR1N	5 July 1999	891.79 SITm	8,917,902	SI 002110613 1	authorised investment fund
31	TRGATEV LJUBLJANA	GT0N	24 Sep 1999	1,758.58 SITm	17,585,800	SI 002110619 8	authorised investment fund
32	TRIGLAV STEBER I	TG1N	2 Nov 1998	14,545.899 SITm	147,487,470	SI 002110610 7	authorised investment fund
33	TRIGLAV STEBER II	TG2N	14 June 1999	19,541.255 SITm	195,412,551	SI 002110611 5	authorised investment fund
34	VIPA INVEST	VS0S	29 Jan 2002	10,426.8115 SITm	104,268,115	SI0021111214	authorised investment fund
35	VIZIJA DPB NOVO MESTO	VZ0N	29 June 1998	4,407.463 SITm	44,074,632	SI 002110616 4	authorised investment fund
36	ZLATA MONETA I MARIBOR	ZM1N	31 Mar 1999	6,638.43 SITm	68,297,800	SI 002110617 2	authorised investment fund
37	ZLATA MONETA II MARIBOR	ZM2N	31 Mar 1999	8,233.376 SITm	82,333,757	SI 002110618 0	authorised investment fund
38	ZVON DVA MARIBOR	ZV2N	7 June 1999	14,122.471 SITm	141,224,712	SI 002110592 7	authorised investment fund
39	ZVON ENA MARIBOR	ZV1N	7 Dec 1998	13,461.31 SITm	137,974,360	SI 002110591 9	authorised investment fund

PENSION COUPONS

	Issuer	Trading code	First trading day	Nominal value of issue listed	Number of shares traded	Isin code	Sector
1	PENSION COUPONS	PBON	1 Oct 1999	13,735.154 SITm	137,351,538	SI 002990032 9	creating supplementary pension means and invalid insurance