



MONTHLY STATISTICS LJUBLJANA STOCK EXCHANGE

March 2002

Year VIII, No. 3/02

TURNOVER

Market	Turnover (in EUR)	Volume in pieces	Number of bargains
Official market	100,598,154	2,661,411	11,969
Shares	71,274,429	2,156,658	11,572
Bonds	29,323,725	504,753	397
Free market	66,127,599	113,057,193	29,524
Shares	19,142,166	1,144,380	4,814
Bonds	8,736,701	174,517	599
Authorised inv.funds	36,710,623	105,429,662	18,242
Pension coupons	1,538,109	6,308,634	5,869
Short-term securities	0	0	0
Total	166,725,753	115,718,604	41,493

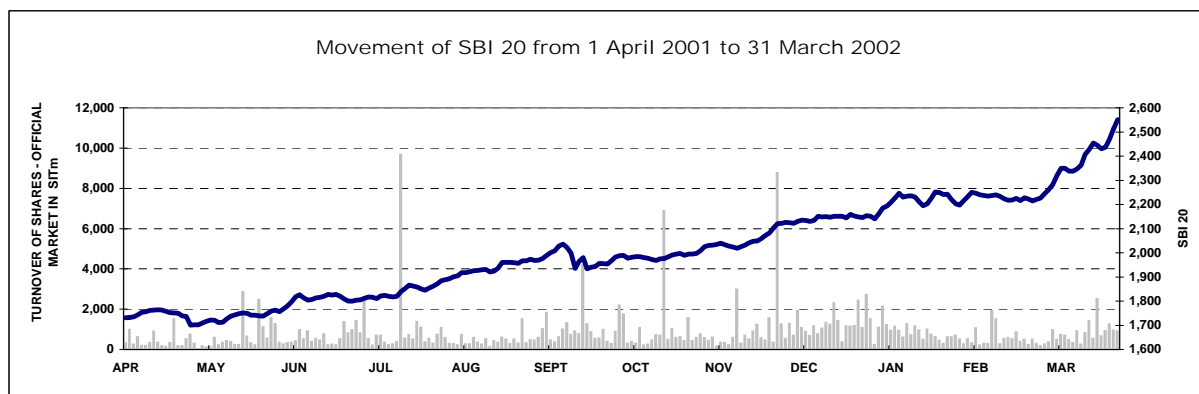
MARKET SIZE

Market	Market capitalisation (in EURm)	Number of securities	Number of issuers
Official market	5,141	106	57
Shares	3,532	39	38
Bonds	1,609	67	19
Free market	2,081	165	157
Shares	810	114	110
Bonds	365	15	11
Inv.funds	879	35	35
Pension coupons	27	1	1
Total	7,222	271	214
Short-term securities	-	10	1

NOMINAL RETURN

STOCK EXCHANGE INDICES	Nominal return in March 2002
Slovenian stock exchange index (SBI 20)	15.16%
Nonweighted slovenian stock exchange index (SBI 20NT)	13.14%
Free market index (IPT)	5.64%
Investment fund index (PIX)	10.74%
Bond index (BIO)	0.24%

INDUSTRIAL SECTOR INDICES	Nominal return in March 2002
Food and beverages	17.34%
Pharmaceuticals	17.45%
Chemicals	8.33%
Oil and gas	22.92%
Transport	11.32%
Trade	6.48%





ISSUER

Ljubljana Stock Exchange Inc.
Slovenska 56
1000 Ljubljana

INFORMATIONS

E-mail:	info@ljse.si
Phone:	386 1 47-10-211 386 1 47-10-205
Contact persons:	Simon Mastnak, Ksenija Zver

STATISTICS ON WEB:

http://www.ljse.si/StrAng/Trading/Menu/tr_dpl.htm

The screenshot shows the Ljubljana Stock Exchange website interface. At the top, there is a navigation bar with buttons for Back, Stop, Refresh, Home, Search, Favorites, History, Mail, Print, and Edit. The address bar shows the URL: http://www.ljse.si/StrAng/Trading/Menu/tr_dpl.htm.

The main content area features a "SITE MAP" section with a central graphic of a hand holding several colored buttons labeled: TRADING, INFORMATION, INVESTING, Ljubljana Stock Exchange (LJSE) PROFILE, Ljubljana Stock Exchange (LJSE) MEMBERS, and LISTING.

On the left side, there is a sidebar with the "BORZA" logo and a list of links: Topical, Price List, News Services, List of Securities, Investor Web Pages, Investor Fact Book, LJSE Member Web Pages, and Annual Report 2005. Below this is a "Top Five Official Market" section for 12.17.2001, listing the top five stocks with their symbols and values.

At the bottom, there is a "Market closed" section for 12.19.2001, showing market statistics for Index, EUR00, IPT, and POK. To the right of this table is a "News" section with two headlines: "Signing a Memorandum of Co-Operation between Ljubljana and Zagreb Stock Exchanges" and "Ljubljana Stock Exchange sells its know-how and experience".

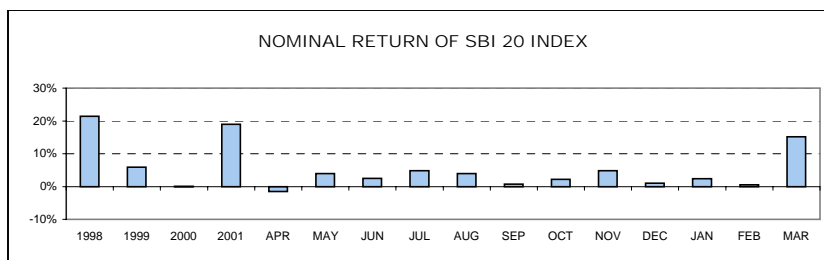
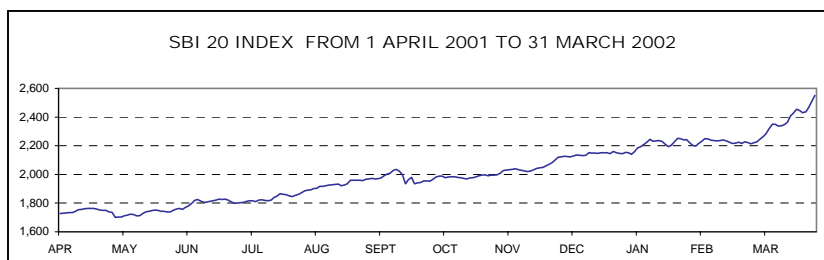
INDEX

	Page
A) STOCK EXCHANGE INDICES	1
B) NUMBER OF ISSUERS, TRADED SECURITIES AND MEMBERS	4
C) TURNOVER	5
C1) Monthly turnover by securities on official market	5
C2) Monthly turnover by securities on free market	7
C3) Most traded securities in last month	12
C4) Turnover by LJSE members	13
C5) Turnover in years 2000 and 2002	14
D) MARKET CAPITALISATION	16
D1) Market capitalisation of shares	17
D2) Market capitalisation of bonds	20
D3) Market capitalisation of authorised investment funds	22
E) OTHER	23
E1) Indicators (shares on official market)	23
E2) Record values	24
E3) New listed securities and changes in year 2001	25
F) LIST OF SECURITIES	26
F1) Official market	26
F2) Free market	28

A) STOCK EXCHANGE INDICES

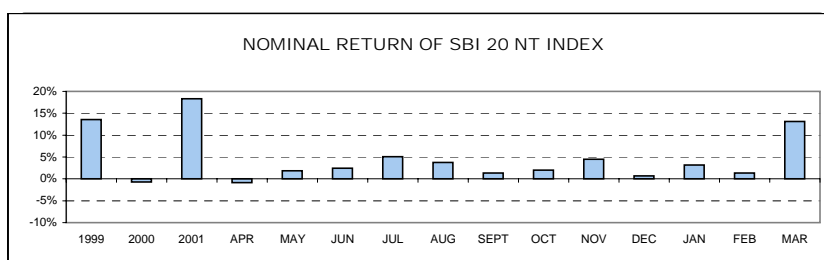
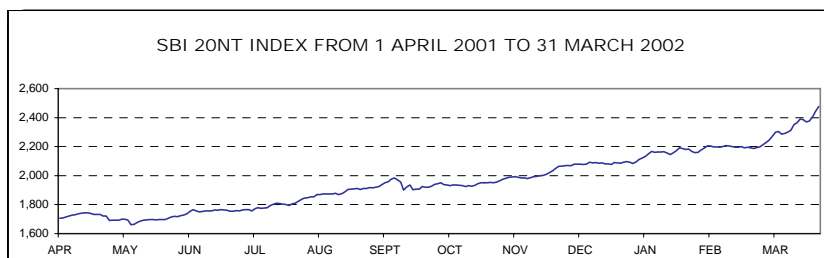
SBI 20 - SLOVENE STOCK EXCHANGE INDEX

Year	Max	Date	Min	Date	Close	Nominal return
1994	1,598.03	28 June 1994	1,131.23	21 Oct 1994	1,396.81	39.68%
1995	1,590.17	9 Nov 1995	1,016.99	13 July 1995	1,448.75	3.72%
1996	1,589.18	13 Mar 1996	891.93	10 Sept 1996	1,183.26	-18.33%
1997	1,655.36	10 Feb 1997	1,156.14	6 Jan 1997	1,404.70	18.71%
1998	2,026.47	10 Aug 1998	1,378.49	6 Jan 1998	1,705.77	21.43%
1999	1,981.87	19 Feb 1999	1,679.48	5 Jan 1999	1,806.26	5.89%
2000	1,903.66	24 Jan 2000	1,584.23	25 May 2000	1,807.94	0.09%
2001	2,159.35	19 Dec 2001	1,700.24	25 Apr 2001	2,151.59	19.01%
Year 2002	Max	Date	Min	Date	Close	Nominal return
January	2,251.87	24 Jan 2002	2,140.80	3 Jan 2002	2,202.96	2.39%
February	2,250.00	6 Feb 2002	2,197.68	1 Feb 2002	2,214.80	0.54%
March	2,550.55	29 Mar 2002	2,220.76	1 Mar 2002	2,550.55	15.16%



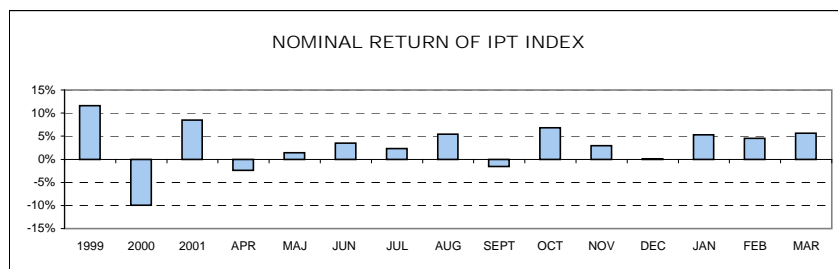
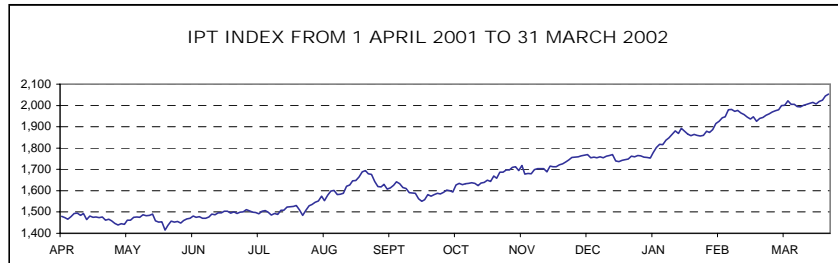
SBI 20NT - NON-WEIGHTED SLOVENE STOCK EXCHANGE INDEX

Year	Max	Date	Min	Date	Close	Nominal return
1998	1,706.07	10 Aug 1998	1,437.30	30 June 1998	1,568.87	n.a.
1999	1,871.02	8 Sept 1999	1,548.95	5 Jan 1999	1,782.03	13.59%
2000	1,841.63	25 Jan 2000	1,585.48	25 May 2000	1,769.15	-0.72%
2001	2,096.75	27 Dec 2001	1,661.96	9 May 2001	2,092.66	18.29%
Year 2002	Max	Date	Min	Date	Close	Nominal return
January	2,191.90	24 Jan 2002	2,082.58	3 Jan 2002	2,159.19	3.18%
February	2,207.69	15 Feb 2002	2,160.71	1 Feb 2002	2,188.24	1.35%
March	2,475.76	29 Mar 2002	2,193.11	1 Mar 2002	2,475.76	13.14%



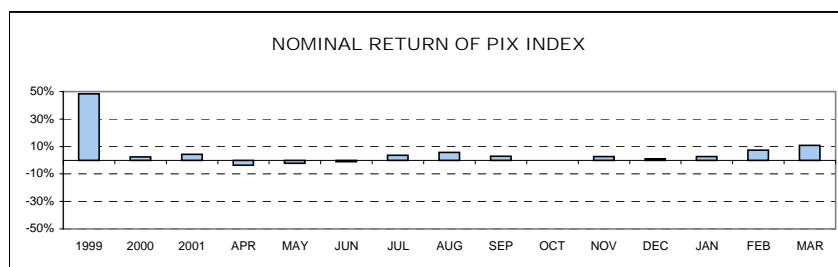
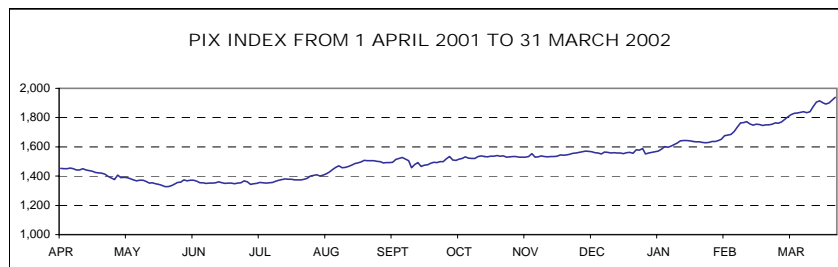
IPT - FREE MARKET INDEX

Year	Max	Date	Min	Date	Close	Nominal return
1998	1,795.31	11 Aug 1998	1,318.83	1 July 1998	1,618.99	n.a.
1999	1,806.98	30 Dec 1999	1,504.61	3 Aug 1999	1,806.98	11.61%
2000	1,772.76	24 Jan 2000	1,469.64	26 Oct 2000	1,627.44	-9.94%
2001	1,769.69	14 Dec 2001	1,415.06	23 May 2001	1,765.60	8.49%
Year 2001	Max	Date	Min	Date	Close	Nominal return
January	1,892.35	22 Jan 2002	1,753.43	8 Jan 2002	1,859.61	5.32%
February	1,980.90	14 Feb 2002	1,872.99	4 Feb 2002	1,943.48	4.51%
March	2,053.15	29 Mar 2002	1,953.70	1 Mar 2002	2,053.15	5.64%



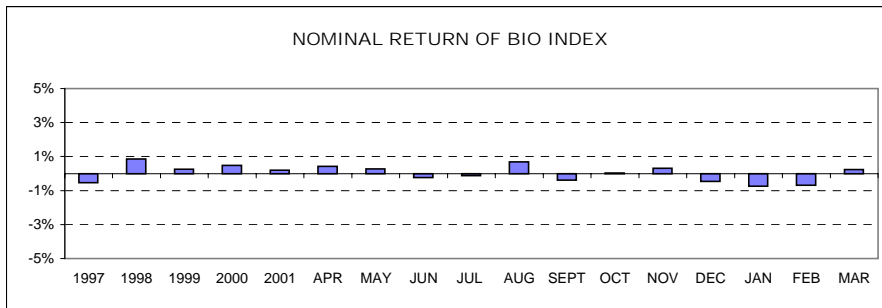
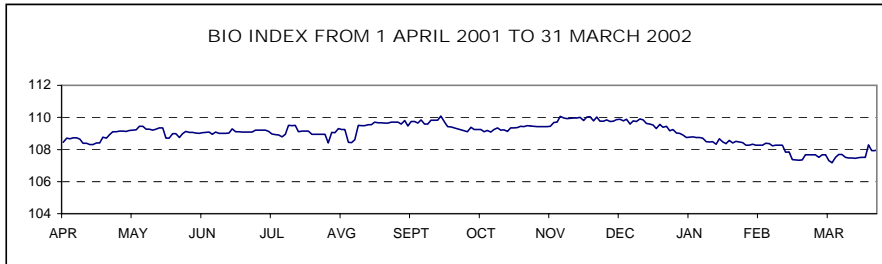
PIX - AUTHORISED INVESTMENT FUNDS INDEX

Year	Max	Date	Min	Date	Close	Nominal return
1999	1,633.77	8 Sep 1999	965.15	5 Jan 1999	1,483.50	48.35%
2000	1,572.13	17 Jan 2000	1,097.07	25 May 2000	1,520.79	2.51%
2001	1,588.02	28 Dec 2001	1,328.44	23 May 2001	1,588.02	4.42%
Year 2001	Max	Date	Min	Date	Close	Nominal return
January	1,644.33	21 Jan 2002	1,551.00	3 Jan 2002	1,630.72	2.69%
February	1,773.32	19 Feb 2002	1,636.69	1 Feb 2002	1,751.32	7.40%
March	1,939.44	29 Mar 2002	1,755.84	1 Mar 2002	1,939.44	10.74%



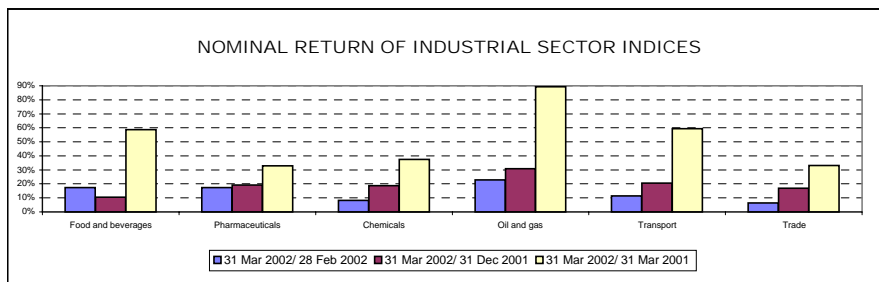
BIO - STOCK EXCHANGE BOND INDEX

Year	Max	Date	Min	Date	Close	Nominal return
1995	113.52	14 Dec 1995	100.46	5 July 1995	111.68	11.68%
1996	111.96	8 Jan 1996	106.61	28 June 1996	107.89	-3.39%
1997	110.97	8 Apr 1997	104.90	29 Jan 1997	107.31	-0.54%
1998	108.22	30 Dec 1998	101.68	25 May 1998	108.22	0.85%
1999	110.52	4 Feb 1999	104.53	16 Aug 1999	108.50	0.26%
2000	109.63	15 Dec 2000	103.96	9 June 2000	109.03	0.49%
2001	110.08	17 Sept 2001	107.81	21 Mar 2001	109.25	0.20%
Year 2001	Max	Date	Min	Date	Close	Nominal return
January	109.03	3 Jan 2002	108.33	21 Jan 2002	108.43	-0.75%
February	108.39	12 Feb 2002	107.34	26 Feb 2002	107.68	-0.69%
March	108.29	27 Mar 2002	107.17	12 Mar 2002	107.94	0.24%



INDUSTRIAL SECTOR INDICES

SECTOR	Value as of 31 Mar 2002	Nominal return		
		31 Mar 2002/ 28 Feb 2002	31 Mar 2002/ 31 Dec 2001	31 Mar 2002/ 31 Mar 2001
Food and beverages	2,404.34	17.34%	10.54%	58.77%
Pharmaceuticals	2,527.17	17.45%	19.21%	32.99%
Chemicals	2,225.21	8.33%	18.82%	37.46%
Oil and gas	3,374.26	22.92%	30.80%	89.29%
Transport	2,463.12	11.32%	20.61%	59.45%
Trade	2,073.37	6.48%	16.98%	33.15%



B) NUMBER OF ISSUERS, TRADED SECURITIES AND
MEMBERS

	31 Dec 2000	31 Mar 2001	31 Dec 2001	28 Feb 2002	31 Mar 2002
NUMBER OF ISSUERS	225	231	221	218	214
Official market	58	60	57	57	57
Shares	38	40	38	38	38
Bonds	20	20	19	19	19
Free market	167	171	164	161	157
Shares	111	114	113	112	110
Bonds	11	12	12	11	11
Investment funds	44	44	38	37	35
Pension coupons	1	1	1	1	1
	31 Dec 2000	31 Mar 2001	31 Dec 2001	28 Feb 2002	31 Mar 2002
NUMBER OF SECURITIES	267	276	271	273	271
Official market	94	99	100	104	106
Shares	40	42	39	39	39
Bonds	54	57	61	65	67
Free market	173	177	171	169	165
Shares	114	117	117	116	114
Bonds	14	15	15	15	15
Investment funds	44	44	38	37	35
Pension coupons	1	1	1	1	1
Short term securities	8	10	10	12	10
Privatisation shares	176	180	166	162	158
Official market	33	35	32	32	32
Free market - shares	99	101	96	94	92
Free market - investment funds	44	44	38	36	34
	31 Dec 2000	31 Mar 2001	31 Dec 2001	28 Feb 2002	31 Mar 2002
NUMBER OF MEMBERS	34	32	31	30	30

C) TURNOVER

C1) TURNOVER BY SECURITIES ON OFFICIAL MARKET IN MARCH 2002

1. Shares

Issue	Total (in SIT)	Total (in EUR)	Block trades (in SIT)	Cross trades (in SIT)	Share in total turnover on official market	Share in turnover of shares	Volume in pieces	Number of bargains
Total shares	15,957,290,361	71,274,429	4,926,973,338	1,826,659,034	70.86%	100.00%	2,156,658	11,572
Common shares	15,832,271,443	70,715,775	4,926,973,338	1,807,722,119	70.30%	99.22%	2,149,264	11,503
1 LEK	3,920,892,429	17,511,594	1,829,028,095	321,161,809	17.41%	24.57%	79,097	1,298
2 KRKA	2,296,848,224	10,261,696	483,829,580	188,944,986	10.20%	14.39%	73,631	1,921
3 GORENJE	1,892,227,981	8,450,816	1,008,132,357	153,376,940	8.40%	11.86%	732,436	1,051
4 PETROL	1,625,191,885	7,257,841	743,087,522	74,889,223	7.22%	10.18%	58,681	1,056
5 LUKA KOPER	852,551,550	3,808,835	83,407,000	71,795,369	3.79%	5.34%	215,481	813
6 MERCATOR	689,996,380	3,082,920	138,405,500	155,786,684	3.06%	4.32%	38,504	762
7 ŽITO	627,721,821	2,803,810	0	53,089,573	2.79%	3.93%	29,493	802
8 PIVOVARNA LAŠKO	573,756,527	2,562,389	0	52,003,430	2.55%	3.60%	102,495	513
9 ZDRAVILIŠČE MORAVSKE TOPLICE	505,633,949	2,257,063	234,115,200	16,166,615	2.25%	3.17%	306,010	239
10 INTEREUROPA	421,994,729	1,884,905	0	152,693,940	1.87%	2.64%	95,023	376
11 SAVA	346,302,073	1,547,199	0	111,273,689	1.54%	2.17%	17,828	393
12 DROGA PORTOROŽ	338,549,230	1,511,832	34,650,000	179,883,679	1.50%	2.12%	6,075	171
13 ISTRABENZ	291,359,143	1,301,421	90,717,100	23,617,678	1.29%	1.83%	50,666	456
14 KOLINSKA	212,721,915	949,894	34,672,334	44,382,365	0.94%	1.33%	57,680	230
15 DELO PRODAJA	191,355,375	854,664	118,634,000	25,725,232	0.85%	1.20%	33,320	62
16 ŽIVILA KRANJ	158,668,721	708,719	0	7,262,981	0.70%	0.99%	10,403	195
17 MERKUR	139,001,071	620,803	0	9,168,846	0.62%	0.87%	8,317	228
18 KOMPAS MTS	105,033,629	469,288	0	53,179,971	0.47%	0.66%	64,412	75
19 TERME ČATEŽ IMENSKE	90,323,807	403,285	40,314,650	19,719,917	0.40%	0.57%	4,767	63
20 EMONA OBALA KOPER	85,018,419	379,879	34,500,000	11,381,858	0.38%	0.53%	37,221	86
21 COMET	83,049,320	370,958	0	3,350,000	0.37%	0.52%	40,235	57
22 PIVOVARNA UNION	64,531,304	288,167	53,480,000	0	0.29%	0.40%	927	35
23 AERODROM	61,546,541	274,993	0	4,146,770	0.27%	0.39%	16,580	82
24 SALUS B series	60,411,100	270,100	0	34,587,739	0.27%	0.38%	1,127	50
25 ETOL	53,003,392	236,873	0	2,069,402	0.24%	0.33%	1,888	58
26 GEODETSKI ZAVOD SLOVENIJE	38,126,073	170,305	0	14,940,664	0.17%	0.24%	23,566	109
27 MLINOTEST	32,972,471	147,236	0	15,020,855	0.15%	0.21%	19,774	67
28 DELO	32,850,697	146,711	0	5,039,504	0.15%	0.21%	1,887	35
29 RADENSKA	22,525,632	100,638	0	2,360,910	0.10%	0.14%	15,819	119
30 BANKA KOPER	8,769,724	39,216	0	300,007	0.04%	0.05%	143	29
31 SKB BANKA	4,207,323	18,801	0	306,655	0.02%	0.03%	2,959	47
32 TEHNOUNION	3,254,760	14,551	0	94,090	0.01%	0.02%	362	18
33 NIKA	1,777,288	7,939	0	738	0.01%	0.01%	2,405	5
34 KOLONIALE VELETRGOVINA	86,000	385	0	0	0.00%	0.00%	50	1
35 GRADB.PODJETJE GROSUPLJE	10,960	49	0	0	0.00%	0.00%	2	1
36 BLAGOV.TRGOVINSKI CENTER BTC	0	0	0	0	0.00%	0.00%	0	0
Preferred shares	125,018,918	558,654	0	18,936,915	0.56%	0.78%	7,394	69
1 LEK	101,520,070	453,726	0	18,588,067	0.45%	0.64%	2,185	59
2 PROBANKA	23,498,848	104,928	0	348,848	0.10%	0.15%	5,209	10
3 VIPA BANKA	0	0	0	0	0.00%	0.00%	0	0

2. Bonds

Issue	Total (in SIT)	Total (in EUR)	Block trades (in SIT)	Cross trades (in SIT)	Share in total turnover on official market	Share in turnover of bonds	Volume in pieces	Number of bargains
Total bonds	6,562,163,939	29,323,725	5,536,165,320	619,606,606	29.14%	100.00%	504,753	397
1 REPUBLIKA SLOVENIJA 34 th issue	1,454,872,550	6,507,240	1,452,873,000	0	6.46%	22.17%	144,202	14
2 REPUBLIKA SLOVENIJA 29 th issue	1,112,161,002	4,970,308	998,374,142	84,350,860	4.94%	16.95%	49,811	40
3 REPUBLIKA SLOVENIJA 27 th issue	1,017,080,491	4,542,408	760,065,140	188,327,476	4.52%	15.50%	98,719	51
4 REPUBLIKA SLOVENIJA 12 th issue	965,000,287	4,310,308	963,443,516	1,343,486	4.29%	14.71%	89,870	6
5 REPUBLIKA SLOVENIJA 4 th issue	343,472,689	1,536,051	263,363,165	41,828,802	1.53%	5.23%	2,974	46
6 REPUBLIKA SLOVENIJA 26 th issue	301,605,059	1,348,348	222,309,906	5,191,288	1.34%	4.60%	13,467	38
7 REPUBLIKA SLOVENIJA 36 th issue	248,735,000	1,109,833	247,250,000	1,485,000	1.10%	3.79%	25,150	2
8 REPUBLIKA SLOVENIJA 28 th issue	247,667,151	1,106,647	196,235,100	51,432,051	1.10%	3.77%	24,491	7
9 REPUBLIKA SLOVENIJA 31 st issue	205,703,750	918,055	102,403,750	98,548,200	0.91%	3.13%	19,875	4
10 ABANKA 4 th issue	113,685,618	507,460	49,110,798	4,194,223	0.50%	1.73%	5,049	20
11 BANKA VIPA 5 th issue	100,408,757	448,174	95,569,920	4,838,836	0.45%	1.53%	2,758	6
12 REPUBLIKA SLOVENIJA 22 nd issue	82,495,609	368,989	79,300,000	2,972,309	0.37%	1.26%	8,244	9
13 REPUBLIKA SLOVENIJA 32 nd issue	64,389,106	287,409	30,031,986	13,334,222	0.29%	0.98%	2,869	14
14 BANKA CELJE 5 th issue	44,220,927	197,942	44,220,927	0	0.20%	0.67%	1,940	1
15 REPUBLIKA SLOVENIJA 14 th issue	40,107,300	179,123	0	22,571,848	0.18%	0.61%	3,721	10
16 REPUBLIKA SLOVENIJA 24 th issue	39,484,415	176,673	31,613,970	5,795,045	0.18%	0.60%	3,907	9
17 REPUBLIKA SLOVENIJA 17 th issue	34,183,750	152,808	0	19,833,750	0.15%	0.52%	3,335	4
18 ABANKA 5 th issue	33,609,243	150,257	0	33,609,243	0.15%	0.51%	1,476	2
19 NLB DEVIZNE	20,186,373	90,174	0	573,394	0.09%	0.31%	175	2
20 REPUBLIKA SLOVENIJA 15 th issue, H series	19,596,909	87,674	0	0	0.09%	0.30%	105	1
21 SLOVENSKA RAZVOJNA DRUŽBA	16,169,091	72,262	0	2,166,352	0.07%	0.25%	143	17
22 BANKA VIPA 4 th issue	7,798,773	34,812	0	7,798,773	0.03%	0.12%	198	4
23 BTC HIPOTEKARNE OBVEZNICE	7,704,544	34,412	0	174,403	0.03%	0.12%	707	17
24 NLB TOLARSKE	6,623,316	29,571	0	732,499	0.03%	0.10%	45	4
25 REPUBLIKA SLOVENIJA 25 th issue	4,751,617	21,236	0	4,238,117	0.02%	0.07%	469	11
26 SKB OBVEZNICE 3 rd issue	4,389,011	19,600	0	4,389,011	0.02%	0.07%	127	4
27 HOTELI BERNARDIN	4,050,717	18,092	0	4,050,717	0.02%	0.06%	38	6
28 REPUBLIKA SLOVENIJA 13 th issue	2,645,008	11,818	0	2,645,008	0.01%	0.04%	23	3
29 ABANKA 3 rd issue	2,215,857	9,900	0	0	0.01%	0.03%	100	1
30 BANKA VIPA 6 th issue	2,141,426	9,561	0	2,141,426	0.01%	0.03%	51	2
31 REPUBLIKA SLOVENIJA 20 th issue	2,122,338	9,477	0	1,227,888	0.01%	0.03%	211	10
32 ABANKA 1 st issue	2,023,450	9,047	0	1,042,702	0.01%	0.03%	35	3
33 NLB 2 nd issue, B series	1,897,051	8,465	0	1,897,051	0.01%	0.03%	17	3
34 REPUBLIKA SLOVENIJA 10 th issue	1,753,501	7,825	0	1,547,858	0.01%	0.03%	194	5
35 REPUBLIKA SLOVENIJA 18 th issue	1,522,382	6,800	0	438,818	0.01%	0.02%	66	3
36 REPUBLIKA SLOVENIJA 19 th issue	1,420,000	6,343	0	1,220,000	0.01%	0.02%	142	3
37 REPUBLIKA SLOVENIJA 15 th issue, E series	900,531	4,021	0	900,531	0.00%	0.01%	5	2
38 NLB 2 nd issue, A series	856,837	3,831	0	856,837	0.00%	0.01%	7	1
39 NFD INVESTICIJSKO SVETOVANJE	516,989	2,307	0	516,989	0.00%	0.01%	3	1
40 SKB OBVEZNICE 4 th issue, A series	505,000	2,254	0	505,000	0.00%	0.01%	5	1
41 STANOVANJSKI SKLAD 2 nd issue	432,433	1,932	0	0	0.00%	0.01%	4	1
42 BANKA VIPA 3 rd issue	290,188	1,296	0	290,188	0.00%	0.00%	9	1
43 NOVA KBM 1 st issue	231,159	1,033	0	115,645	0.00%	0.00%	2	2
44 BANKA VIPA 7 th issue	223,871	1,000	0	223,871	0.00%	0.00%	5	3
45 REPUBLIKA SLOVENIJA 15 th issue, I series	186,889	835	0	186,889	0.00%	0.00%	1	1
46 REPUBLIKA SLOVENIJA 16 th issue	70,000	313	0	70,000	0.00%	0.00%	7	1
47 BANKA ZASAVJE OBVEZNICE 2 nd issue	55,974	251	0	0	0.00%	0.00%	1	1
48 BANKA CELJE 3 rd issue	0	0	0	0	0.00%	0.00%	0	0
49 BANKA CELJE 4 th issue	0	0	0	0	0.00%	0.00%	0	0
50 BANKA VIPA 2 nd issue	0	0	0	0	0.00%	0.00%	0	0
51 DOLENJSKA BANKA DEVIZNE	0	0	0	0	0.00%	0.00%	0	0
52 DOLENJSKA BANKA TOLARSKE	0	0	0	0	0.00%	0.00%	0	0
53 FACTOR BANKA 1 st issue	0	0	0	0	0.00%	0.00%	0	0
54 KREKOVA BANKA 2 nd issue	0	0	0	0	0.00%	0.00%	0	0
55 NLB 3 rd issue	0	0	0	0	0.00%	0.00%	0	0
56 NOVA KBM 2 nd issue	0	0	0	0	0.00%	0.00%	0	0
57 NOVA KBM 3 rd issue, A series	0	0	0	0	0.00%	0.00%	0	0
58 NOVA KBM 3 rd issue, B series	0	0	0	0	0.00%	0.00%	0	0
59 PROBANKA 1 st issue	0	0	0	0	0.00%	0.00%	0	0
60 PROBANKA 2 nd issue	0	0	0	0	0.00%	0.00%	0	0
61 REPUBLIKA SLOVENIJA 23 rd issue	0	0	0	0	0.00%	0.00%	0	0
62 REPUBLIKA SLOVENIJA 35 th issue	0	0	0	0	0.00%	0.00%	0	0
63 REPUBLIKA SLOVENIJA 8 th issue	0	0	0	0	0.00%	0.00%	0	0
64 RS08 TAX FREE BOND	0	0	0	0	0.00%	0.00%	0	0
65 SKB OBVEZNICE 4 th issue, B series	0	0	0	0	0.00%	0.00%	0	0
66 SL_ZADR.KMET.BANKA 3 rd issue	0	0	0	0	0.00%	0.00%	0	0
67 SL_ZADR.KMET.BANKA	0	0	0	0	0.00%	0.00%	0	0
68 STANOVANJSKI SKLAD RS 1 st issue	0	0	0	0	0.00%	0.00%	0	0
Total official market	22,519,454,300	100,598,154	10,463,138,658	2,446,265,640	100.00%	-	2,661,411	11,969

C2) TURNOVER BY SECURITIES ON FREE MARKET IN MARCH 2002

1. Shares (1)

Issue	Total (in SIT)	Total (in EUR)	Block trades (in SIT)	Cross trades (in SIT)	Share in total turnover on free market	Share in turnover of shares	Volume in pieces	Number of bargains
Shares	4,284,968,747	19,142,166	2,419,071,410	525,802,437	28.94%	100.00%	1,144,380	4,814
Common shares	4,255,090,575	19,008,651	2,419,071,410	516,745,687	28.74%	99.30%	1,139,408	4,497
1 HELIOS	997,293,313	4,457,875	773,487,156	34,534,028	6.74%	23.27%	20,863	198
2 JUTEKS	995,200,198	4,440,672	950,500,000	14,987,556	6.72%	23.23%	104,868	60
3 CINKARNA	266,912,016	1,191,988	129,551,241	36,161,828	1.80%	6.23%	18,476	171
4 GRAND HOTEL UNION	263,239,684	1,175,519	224,232,365	296,624	1.78%	6.14%	96,642	40
5 KD HOLDING	252,352,290	1,128,607	133,728,566	28,065,507	1.70%	5.89%	25,814	637
6 KMETIJSKI KOMBINAT PTUJ	165,345,598	738,792	0	22,165,282	1.12%	3.86%	180,197	264
7 LESNINA	152,137,456	680,625	120,000,000	19,266,015	1.03%	3.55%	2,468	30
8 VALKARTON	127,648,642	570,550	0	19,866,906	0.86%	2.98%	17,584	145
9 TOSAMA	105,451,905	471,152	0	17,262,866	0.71%	2.46%	7,464	168
10 NOVOLIT	93,754,950	418,598	87,572,082	0	0.63%	2.19%	36,415	7
11 OLJARICA	87,366,481	390,492	0	83,343,481	0.59%	2.04%	10,252	7
12 JATA-MESO	75,370,076	336,607	0	37,130,706	0.51%	1.76%	3,637	77
13 ELMO	58,215,660	260,220	0	340,713	0.39%	1.36%	84,554	155
14 UNITAS	40,679,159	181,485	0	39,574,172	0.27%	0.95%	17,338	15
15 MESNA INDUSTRIJA PRIMORSKE	34,082,716	152,277	0	4,349,380	0.23%	0.80%	24,806	86
16 JATA EMONA	33,122,731	147,803	0	1,722,593	0.22%	0.77%	49,100	34
17 POM-INVEST	32,641,383	145,934	0	25,303,314	0.22%	0.76%	63,298	388
18 MEDALJON	30,239,031	135,106	0	4,959,617	0.20%	0.71%	23,309	112
19 DZS	27,719,558	123,860	0	4,226,162	0.19%	0.65%	7,261	46
20 KEMA PUCONCI	27,387,134	122,408	0	759,440	0.18%	0.64%	7,126	20
21 MELAMIN	25,763,148	115,177	0	3,425,810	0.17%	0.60%	8,271	60
22 AKTIVA AVANT	23,832,952	106,449	0	3,265,445	0.16%	0.56%	43,851	231
23 TOPLICE DOBRNA	22,322,196	99,893	0	10,248,918	0.15%	0.52%	11,728	11
24 GORENJSKI TISK	21,723,430	97,063	0	14,786,430	0.15%	0.51%	8,186	27
25 KOŠAKI TMI MARIBOR	21,525,880	96,277	0	12,016,850	0.15%	0.50%	1,696	11
26 SATURNUS EMBALAŽA	17,598,885	78,563	0	3,386,519	0.12%	0.41%	1,016	57
27 JAVOR PIVKA	17,302,701	77,337	0	7,785,591	0.12%	0.40%	24,121	66
28 LIP BLEĐ	16,066,706	71,784	0	4,871,033	0.11%	0.37%	18,147	73
29 INTEGRAL JESENICE	14,475,365	64,683	0	10,626,250	0.10%	0.34%	16,906	12
30 DANA	13,924,689	62,213	0	1,759,939	0.09%	0.32%	8,136	66
31 ŽELEZARNA RAVNE - MONTER DRAVOGRAD	13,503,985	60,317	0	0	0.09%	0.32%	11,374	4
32 MITOL	13,218,660	59,123	0	8,988,030	0.09%	0.31%	4,999	15
33 BELINKA HOLDING	10,865,043	48,581	0	728,973	0.07%	0.25%	3,982	18
34 NIKO ŽELEZNIKI	10,750,391	48,028	0	320,000	0.07%	0.25%	536	24
35 FRUCTAL	8,308,206	37,120	0	304,019	0.06%	0.19%	5,172	49
36 MERCATA 1 HOLDING	8,084,406	36,136	0	3,513,779	0.05%	0.19%	26,277	201
37 GOZDNO GOSPODARSTVO BLEĐ	7,297,268	32,587	0	640,156	0.05%	0.17%	5,563	29
38 LIV POSTOJNA	7,041,469	31,460	0	1,636,967	0.05%	0.16%	680	24
39 TEKSTINA	6,976,459	31,176	0	2,465,137	0.05%	0.16%	15,684	29
40 KS1 - NALOŽBE	6,100,273	27,253	0	1,001,487	0.04%	0.14%	17,550	95
41 GEA TOVARNA OLJA	5,923,786	26,454	0	2,050,983	0.04%	0.14%	3,485	13
42 GEA COLLEGE	5,805,986	25,933	0	40,586	0.04%	0.14%	6,447	2
43 CEMENTARNA TRBOVLJE	5,801,969	25,936	0	285,010	0.04%	0.14%	101	13
44 KD GROUP, finančna družba	5,567,293	24,870	0	5,567,293	0.04%	0.13%	293	9
45 MERCATA HOLDING	5,461,635	24,407	0	1,327,288	0.04%	0.13%	18,294	169
46 PLAMA - PUR	5,222,569	23,332	0	252,700	0.04%	0.12%	2,069	12
47 ZASAVSKI RAČUNSKI CENTER	4,571,140	20,448	0	4,571,140	0.03%	0.11%	9,173	2
48 SLOVENIJALES	4,350,880	19,443	0	1,938,017	0.03%	0.10%	612	27
49 CERTIUS HOLDING	4,317,060	19,295	0	773,985	0.03%	0.10%	7,918	41
50 PINUS RAČE	3,918,517	17,487	0	0	0.03%	0.09%	328	7
51 INLES RIBNICA	3,646,757	16,284	0	296,767	0.02%	0.09%	4,770	45
52 MARINA PORTOROŽ	3,537,000	15,819	0	270,000	0.02%	0.08%	262	4
53 HOTELI PALACE	3,251,999	14,535	0	867,192	0.02%	0.08%	2,169	23
54 CETIS	2,942,219	13,141	0	919,830	0.02%	0.07%	192	16
55 MURALES	2,909,219	13,008	0	1,780,477	0.02%	0.07%	2,517	17
56 LESNINA EMMI	2,815,650	12,576	0	527,230	0.02%	0.07%	5,011	6
57 INTERTRADE ITS	2,681,037	11,979	0	247,527	0.02%	0.06%	2,685	32
58 GOZDNO GOSPODARSTVO POSTOJNA	2,604,945	11,645	0	1,336,612	0.02%	0.06%	2,472	14
59 PULSAR HOLDING	2,145,655	9,585	0	75,600	0.01%	0.05%	5,317	21
60 COLOR	2,069,253	9,243	0	58,500	0.01%	0.05%	1,050	43
61 NAMA	1,893,664	8,463	0	73,664	0.01%	0.04%	1,590	6
62 CM CELJE	1,783,303	7,963	0	1,783,303	0.01%	0.04%	132	5
63 AVTO CELJE	1,416,685	6,336	0	356,200	0.01%	0.03%	1,028	12
64 ALPETOURL POTOVALNA AGENCIJA	1,368,096	6,111	0	1,278,336	0.01%	0.03%	1,036	11
65 INTES	1,354,660	6,054	0	99,000	0.01%	0.03%	1,797	20
66 TUS KO-SI	1,333,771	5,960	0	187,179	0.01%	0.03%	900	6
67 AGROKOMBINAT MARIBOR	1,331,484	5,950	0	369,006	0.01%	0.03%	2,505	23
68 KLASJE	1,283,115	5,728	0	440,257	0.01%	0.03%	2,333	14
69 TUB SWATY	1,121,800	5,012	0	0	0.01%	0.03%	150	6
70 AVANT HOLDING	1,084,904	4,844	0	568,295	0.01%	0.03%	1,808	12

1. Shares (2)

Issue	Total (in SIT)	Total (in EUR)	Block trades (in SIT)	Cross trades (in SIT)	Share in total turnover on free market	Share in turnover of shares	Volume in pieces	Number of bargains
71 EGOLES ŠKOFJA LOKA	1,041,518	4,659	0	795,108	0.01%	0.02%	992	5
72 MLAJ	909,600	4,065	0	709,600	0.01%	0.02%	1,137	6
73 HIDROTEHNIK	853,582	3,811	0	284,815	0.01%	0.02%	1,136	6
74 LIZ INŽENIRING	789,320	3,525	0	0	0.01%	0.02%	720	10
75 DOM SMREKA	717,659	3,207	0	31,200	0.00%	0.02%	1,521	7
76 KOMPAS HOTELI KG	612,000	2,734	0	0	0.00%	0.01%	102	2
77 CAPITA	527,645	2,359	0	57,095	0.00%	0.01%	808	5
78 ZDRAVILIŠČE ROGAŠKA	526,580	2,356	0	0	0.00%	0.01%	2,287	5
79 JADRAN	485,000	2,164	0	0	0.00%	0.01%	100	1
80 RTC KRVAVEC IMENSKE	384,075	1,715	0	0	0.00%	0.01%	260	4
81 SVILA	383,593	1,714	0	17,920	0.00%	0.01%	4,591	13
82 CREINA	379,781	1,698	0	339,044	0.00%	0.01%	113	7
83 SATURNUS AVTOOPREMA	256,500	1,146	0	0	0.00%	0.01%	57	2
84 AVTOPREVOZNIŠTVO IN SERVISI	217,400	972	0	39,440	0.00%	0.01%	944	4
85 POTROŠNIK	204,600	913	0	0	0.00%	0.00%	186	2
86 MK TISKARNA	169,786	759	0	0	0.00%	0.00%	116	5
87 IMP ČRPALKE	113,865	509	0	0	0.00%	0.00%	359	16
88 RUDIS	91,168	407	0	0	0.00%	0.00%	112	2
89 SIJAJ HRASTNIK	41,965	187	0	41,965	0.00%	0.00%	35	1
90 KRUH-PECIVO	26,794	120	0	0	0.00%	0.00%	41	1
91 DRAVINJSKI DOM	0	0	0	0	0.00%	0.00%	0	0
92 TOVARNA SLADKORJA ORMOŽ	0	0	0	0	0.00%	0.00%	0	0
93 INTERTRADE ITA	0	0	0	0	0.00%	0.00%	0	0
94 INTARA	0	0	0	0	0.00%	0.00%	0	0
95 DADAS	0	0	0	0	0.00%	0.00%	0	0
96 BOHOR	0	0	0	0	0.00%	0.00%	0	0
97 GRAD PRESTRANEK	0	0	0	0	0.00%	0.00%	0	0
98 KOVINOTEHNA	0	0	0	0	0.00%	0.00%	0	0
99 ALPDOM	0	0	0	0	0.00%	0.00%	0	0
100 MEDVEŠEK PUŠNIK	0	0	0	0	0.00%	0.00%	0	0
101 PPC GORENJSKI SEJEM	0	0	0	0	0.00%	0.00%	0	0
102 JELEN	0	0	0	0	0.00%	0.00%	0	0
103 HIPOTEKARNA BANKA	0	0	0	0	0.00%	0.00%	0	0
104 UPIMO GROUP	0	0	0	0	0.00%	0.00%	0	0
105 GORIŠKE OPEKARNE	0	0	0	0	0.00%	0.00%	0	0
106 VELETRGOVINA POTROŠNIK	0	0	0	0	0.00%	0.00%	0	0
107 SAVINJA MOZIRJE	0	0	0	0	0.00%	0.00%	0	0
108 SVILANIT	0	0	0	0	0.00%	0.00%	0	0
109 RAZVOJNA DRUŽBA	0	0	0	0	0.00%	0.00%	0	0
110 KD INVESTMENTS	0	0	0	0	0.00%	0.00%	0	0
111 GRADIS GP	0	0	0	0	0.00%	0.00%	0	0
Preferred shares	29,878,172	133,515	0	9,056,750	0.20%	0.70%	4,972	317
1 KD HOLDING	29,875,471	133,503	0	9,056,750	0.20%	0.70%	4,966	316
2 ZDRAVILIŠČE ROGAŠKA	2,701	12	0	0	0.00%	0.00%	6	1
3 HIPOTEKARNA BANKA	0	0	0	0	0.00%	0.00%	0	0
4 KOVINOTEHNA	0	0	0	0	0.00%	0.00%	0	0
5 PRIMOFIN	0	0	0	0	0.00%	0.00%	0	0

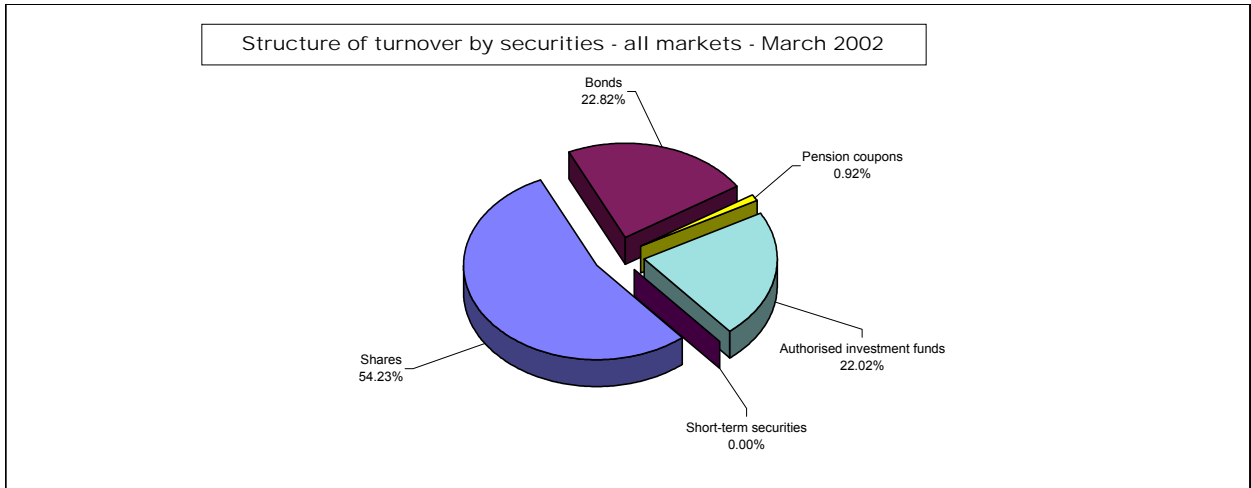
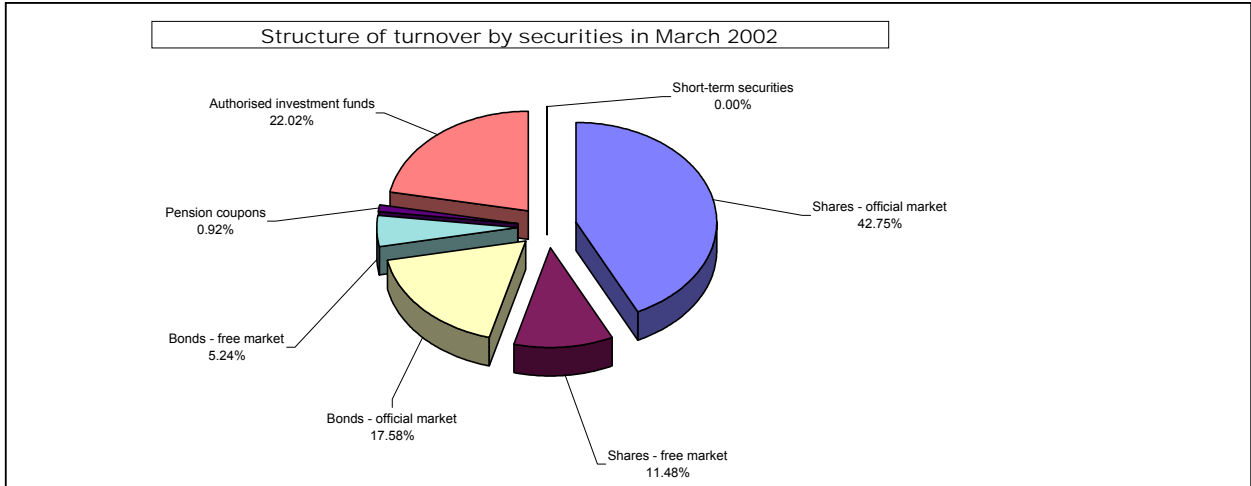
2. Bonds

Issue	Total (in SIT)	Total (in EUR)	Block trades (in SIT)	Cross trades (in SIT)	Share in total turnover on free market	Share in turnover of bonds	Volume in pieces	Number of bargains
Bonds	1,954,953,429	8,736,701	713,435,945	405,857,495	13.20%	100.00%	174,517	599
1 SLOV. ODŠKODNINSKA DRUŽBA 2 nd issue	1,654,620,589	7,393,307	416,739,069	402,221,531	11.18%	84.64%	171,519	594
2 STANOVANJSKI SKLAD 3 rd issue	300,332,840	1,343,394	296,696,876	3,635,964	2.03%	15.36%	2,998	5
3 AUTOCOMMERCE 1 st issue	0	0	0	0	0.00%	0.00%	0	0
4 BANKA KOPER 2 nd issue	0	0	0	0	0.00%	0.00%	0	0
5 BANKA KOPER 3 rd issue	0	0	0	0	0.00%	0.00%	0	0
6 BANKA KOPER 4 th issue	0	0	0	0	0.00%	0.00%	0	0
7 BORZNA DR. POTEZA OBVEZNICE 2 nd issue	0	0	0	0	0.00%	0.00%	0	0
8 KD INVESTMENTS 1 st issue	0	0	0	0	0.00%	0.00%	0	0
9 OBČINA ŠMARJE	0	0	0	0	0.00%	0.00%	0	0
10 PROBANKA 4 th issue	0	0	0	0	0.00%	0.00%	0	0
12 SI.MOBIL 1 st issue	0	0	0	0	0.00%	0.00%	0	0
13 SIP STROJNA INDUSTRIJA 1 st issue, A series	0	0	0	0	0.00%	0.00%	0	0
14 SIP STROJNA INDUSTRIJA 1 st issue, B series	0	0	0	0	0.00%	0.00%	0	0
15 UBK KONVERTIBILNE	0	0	0	0	0.00%	0.00%	0	0
16 VIPA	0	0	0	0	0.00%	0.00%	0	0
Total free market (shares and bonds)	6,239,922,176	27,878,867	3,132,507,355	931,659,932	42.15%	-	1,318,897	5,413

3. Authorised investment funds and pension coupons

Issue	Total (in SIT)	Total (in EUR)	Block trades (in SIT)	Cross trades (in SIT)	Share in total turnover on free market	Share in turnover of auth.inv. funds	Volume in pieces	Number of bargains
Total authorised investment funds	8,220,585,064	36,710,623	5,078,208,246	813,139,731	55.53%	100.00%	105,429,662	18,242
1 TRIGLAV STEBER 1	3,029,976,490	13,531,073	2,696,207,616	38,733,951	55.53%	36.86%	22,278,266	1,072
2 INFOND ZLAT	1,164,241,361	5,197,611	368,725,420	310,340,306	20.47%	14.16%	16,764,327	2,053
3 ATENA 1. SKLAD	1,123,451,341	5,017,733	972,790,117	37,099,808	7.86%	13.67%	22,983,225	1,018
4 NFD 1	688,693,264	3,073,611	500,000,000	28,569,968	7.59%	8.38%	5,525,182	1,176
5 ZLATA MONETA 1	346,569,880	1,546,822	248,500,000	8,707,567	4.65%	4.22%	3,510,531	537
6 ZVON ENA	329,612,166	1,472,089	0	42,653,094	2.34%	4.01%	3,786,157	1,274
7 MAKSIMA 1	253,834,553	1,133,884	67,514,888	59,142,900	2.23%	3.09%	3,806,294	974
8 ZVON DVA	212,093,933	947,851	66,450,000	71,540,395	1.71%	2.58%	4,808,850	1,197
9 VIZIJA DPB	173,550,496	774,814	158,020,205	6,018,183	1.71%	2.11%	3,648,155	169
10 NFD 2	145,486,130	650,061	0	14,692,051	1.17%	1.77%	3,401,548	2,189
11 ID KD	119,652,402	534,886	0	19,298,810	0.98%	1.46%	1,342,896	920
12 POMURSKA INV.DRUŽBA 1	113,991,483	509,306	0	41,137,111	0.81%	1.39%	757,407	314
13 TRIGLAV STEBER II	76,683,542	342,639	0	20,469,824	0.77%	0.93%	1,709,054	1,114
14 KS-sklad 4	74,529,512	332,814	0	219,394	0.52%	0.91%	2,255,776	143
15 PID KD	62,350,261	278,771	0	35,241,971	0.50%	0.76%	1,664,939	825
16 POOBLAŠČENA POMURSKA INV. DRUŽBA	55,484,277	247,698	0	15,692,988	0.42%	0.67%	1,298,171	414
17 PID VIPA INVEST	52,285,134	233,649	0	4,308,666	0.37%	0.64%	829,912	122
18 KRONA SENIOR	43,555,753	194,691	0	15,202,860	0.35%	0.53%	1,018,365	305
19 ZLATA MONETA II	28,404,155	126,932	0	3,856,445	0.29%	0.35%	737,761	544
20 MODRA LINIJA	26,807,188	119,802	0	13,501,377	0.19%	0.33%	384,019	350
21 MERCATA 1	16,630,672	74,372	0	11,269,285	0.18%	0.20%	553,556	197
22 ARKADA ENA	16,474,576	73,580	0	4,372,651	0.11%	0.20%	377,325	211
23 KS-sklad 2	12,227,957	54,638	0	2,637,126	0.11%	0.15%	312,411	142
24 NIKA	10,483,309	46,851	0	1,971,360	0.08%	0.13%	294,942	154
25 NIKA 1	7,212,433	32,225	0	2,518,911	0.07%	0.09%	204,744	111
26 MERCATA	6,406,624	28,630	0	287,845	0.05%	0.08%	197,873	166
27 TRDNJAVA	6,022,542	26,912	0	845,658	0.04%	0.07%	223,866	90
28 PID AKTIVA AVANT I	5,509,169	24,614	0	847,770	0.04%	0.07%	186,086	206
29 KRONA KRONA	3,519,015	15,721	0	0	0.04%	0.04%	96,902	43
30 TRGATEV	3,245,436	14,503	0	7,982	0.02%	0.04%	105,004	54
31 TRDNJAVA I	2,684,001	11,995	0	1,368,136	0.02%	0.03%	95,300	24
32 NIKA 2	2,677,770	11,967	0	179,383	0.02%	0.03%	83,914	56
33 SETEV	2,625,658	11,730	0	138,777	0.02%	0.03%	76,226	31
34 PLOD	2,110,061	9,432	0	228,178	0.02%	0.03%	67,248	26
35 CAPINVEST 2	1,502,520	6,716	0	39,000	0.01%	0.02%	43,430	21
36 ARKADA DVA	0	0	0	0	0.01%	0.00%	0	0
37 ARKADA TRI	0	0	0	0	0.00%	0.00%	0	0
Pension coupons	344,193,724	1,538,109	0	58,910,101	2.32%	-	6,308,634	5,869
Short-term securities	0	0	0	0	0.00%	-	0	0
Total free market	14,804,700,964	66,127,599	8,210,715,601	1,803,709,764	100%	-	113,057,193	29,524
Total turnover in March 2002	37,324,155,264	166,725,753	18,673,854,259	4,249,975,404	-	-	115,718,604	41,493

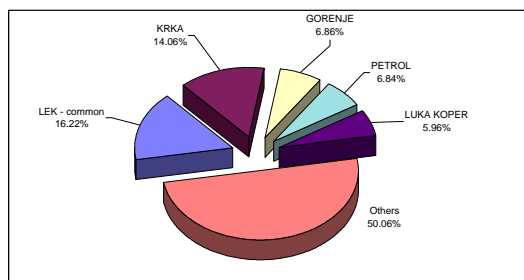
Structure of turnover by securities in March 2002



C3) MOST TRADED SECURITIES IN MARCH 2002

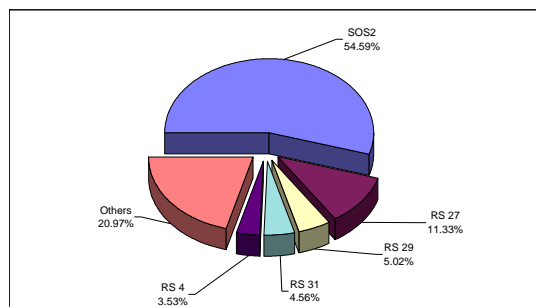
MOST TRADED SHARES

Issue	Turnover (in SIT) - order book trades only	Market capitalisation as of 31 March 2002 (in SIT)	Number of bargains - order book trades only
LEK - common	2,091,864,334	95,623,744,758	1,277
KRKA	1,813,018,644	119,310,247,929	1,914
GORENJE	884,095,624	36,513,502,000	1,045
PETROL	882,104,363	62,468,775,610	1,048
LUKA KOPER	769,144,550	30,488,585,400	811
Others	6,455,986,845	628,835,182,041	10,222
Total	12,896,214,360	973,240,037,739	16,317



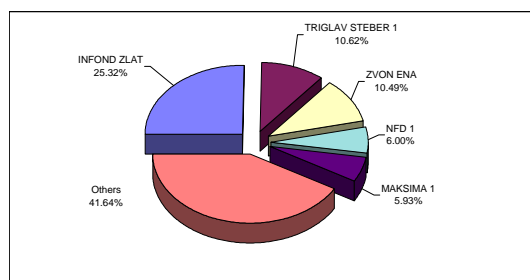
MOST TRADED BONDS

Issue	Turnover (in SIT) - order book trades only	Market capitalisation as of 31 March 2002 (in SIT)	Number of bargains - order book trades only
SLOVENSKA ODŠKODNINSKA DRUŽBA 2 nd issue	1,237,881,520	69,846,867,302	588
REPUBLIKA SLOVENIJA 27 th issue	257,015,351	17,629,000,000	40
REPUBLIKA SLOVENIJA 29 th	113,786,860	7,381,892,604	29
REPUBLIKA SLOVENIJA 31 th issue	103,300,000	3,044,953,440	3
REPUBLIKA SLOVENIJA 4 th issue	80,109,524	31,298,722,062	44
Others	475,422,848	313,437,065,123	235
Total	2,267,516,103	442,638,500,531	939



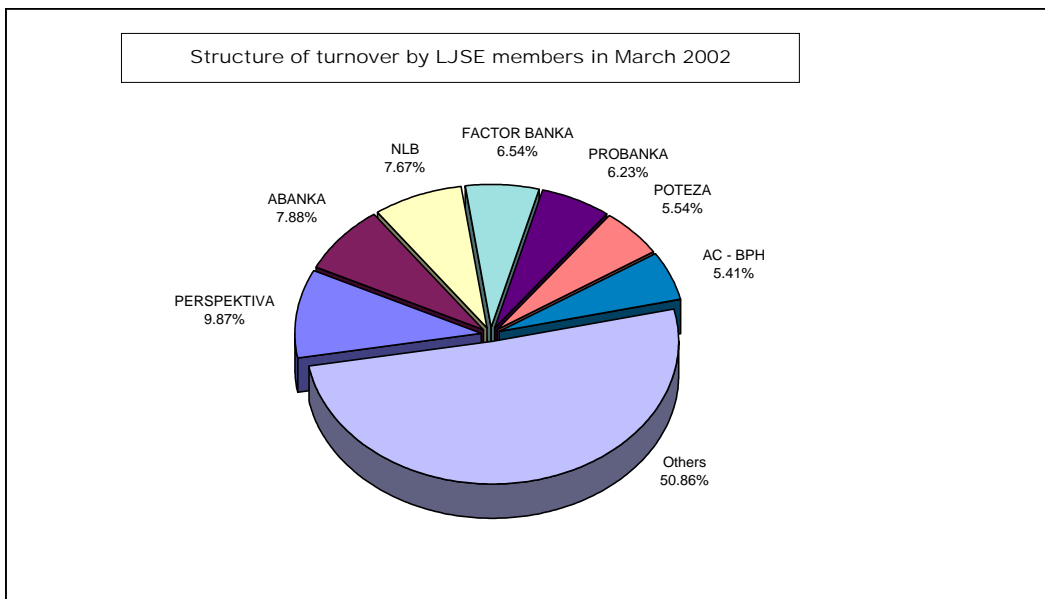
MOST TRADED AUTHORISED INVESTMENT FUNDS

Issue	Turnover (in SIT) - order book trades only	Market capitalisation as of 31 March 2002 (in SIT)	Number of bargains - order book trades only
INFOND ZLAT	795,515,941	23,438,350,722	2,051
TRIGLAV STEBER 1	333,768,874	21,918,112,917	1,059
ZVON ENA	329,612,166	12,663,286,761	1,274
NFD 1	188,693,264	21,353,968,294	1,175
MAKSIMA 1	186,319,665	14,944,257,842	973
Others	1,308,466,908	102,794,639,848	11,683
Total	3,142,376,818	197,112,616,384	18,215



C4) TURNOVER BY LJSE MEMBERS IN MARCH 2002

	Member	Official market (in SIT)	Free market (in SIT)	Total (in SIT)	Share in turnover
1	PERSPEKTIVA	5,943,531,268	1,425,388,328	7,368,919,596	9.87%
2	ABANKA	3,005,145,993	2,874,807,224	5,879,953,217	7.88%
3	NLB	4,490,319,193	1,234,524,576	5,724,843,770	7.67%
4	FACTOR BANKA	1,179,429,682	3,700,374,917	4,879,804,599	6.54%
5	PROBANKA	2,015,206,051	2,632,718,175	4,647,924,225	6.23%
6	POTEZA	2,416,389,085	1,722,322,334	4,138,711,418	5.54%
7	AC - BPH	2,134,589,332	1,904,256,283	4,038,845,615	5.41%
8	PUBLIKUM	2,835,222,166	1,054,193,211	3,889,415,377	5.21%
9	ILIRIKA	2,206,123,738	1,674,142,038	3,880,265,776	5.20%
10	EBROKERS	291,673,622	3,443,040,989	3,734,714,611	5.00%
11	BANKA VIPA	2,724,847,501	228,709,954	2,953,557,456	3.96%
12	MARIBORSKA BPH	1,867,257,607	1,064,985,424	2,932,243,031	3.93%
13	BANK AUSTRIA CREDITANSTALT	2,227,400,345	200,043,801	2,427,444,146	3.25%
14	SKB BANKA	2,031,187,634	180,048,729	2,211,236,363	2.96%
15	MEDVEŠEK PUŠNIK	1,494,017,913	330,332,617	1,824,350,530	2.44%
16	PFC INTERFIN	1,305,017,051	243,770,934	1,548,787,985	2.07%
17	PM&A	870,759,029	543,296,281	1,414,055,310	1.89%
18	ARGONOS	673,855,207	689,957,667	1,363,812,874	1.83%
19	KREKOVA BANKA	483,447,657	843,540,689	1,326,988,347	1.78%
20	GORENJSKA BPD	774,879,754	528,772,909	1,303,652,663	1.75%
21	BPH	699,994,966	571,224,779	1,271,219,745	1.70%
22	ZADRUŽNA KMETIJSKA BANKA	861,567,474	396,432,600	1,258,000,074	1.69%
23	CERTIUS BPH	653,547,447	519,003,077	1,172,550,524	1.57%
24	COGITO BIS	320,490,930	788,665,134	1,109,156,063	1.49%
25	BANKA KOPER	668,354,855	96,192,280	764,547,135	1.02%
26	MOJA DELNICA BPH	414,716,049	234,470,282	649,186,331	0.87%
27	CELJSKA BPH	319,068,433	210,340,409	529,408,842	0.71%
28	VERITAS BH	76,616,747	189,340,758	265,957,505	0.36%
29	IT MODRA HIŠA	40,793,523	52,681,644	93,475,167	0.13%
30	GORENJSKA BANKA	13,458,347	31,823,870	45,282,218	0.06%
	Others	45,038,908,600	29,609,401,912	74,648,310,512	100.00%



C5) TURNOVER IN YEARS 2001 AND 2002

MONTHLY TURNOVER ON OFFICIAL MARKET

Year 2001	Number of trading days	Turnover (in SIT)			Number of bargains	
		per month	average per day	average per bargain	per month	average per day
January	21	19,859,854,808	945,707,372	2,028,793	9,789	466
February	19	12,525,024,737	659,211,828	1,725,923	7,257	382
March	22	10,801,883,219	490,994,692	1,467,049	7,363	335
April	19	11,622,847,951	611,728,840	1,906,635	6,096	321
May	21	17,542,247,620	835,345,125	2,499,252	7,019	334
June	20	17,166,334,022	858,316,701	2,281,544	7,524	376
July	22	24,675,174,458	1,121,598,839	2,788,786	8,848	402
August	22	12,900,872,510	586,403,296	1,434,227	8,995	409
September	20	23,082,322,152	1,154,116,108	2,045,217	11,286	564
October	22	22,564,375,151	1,025,653,416	2,247,448	10,040	456
November	21	28,125,663,189	1,339,317,295	2,966,216	9,482	452
December	18	32,432,636,267	1,801,813,126	3,064,598	10,583	588
TOTAL	247	233,299,236,084	11,430,206,636	26,455,687	104,282	5,085
AVERAGE 2001	20.58	19,441,603,007	944,531,320	2,237,196	8,690	422
YEAR 2002						
January	21	23,391,290,219	1,113,870,963	1,581,668	14,789	704
February	19	17,550,952,342	923,734,334	2,439,326	7,195	379
March	21	22,519,454,300	1,072,354,967	1,881,482	11,969	570
TOTAL	61	63,461,696,861	3,109,960,263	5,902,476	33,953	1,653
AVERAGE 2002	20.33	21,153,898,954	1,040,355,686	1,869,104	11,318	557

MONTHLY TURNOVER ON FREE MARKET *

Year 2001	Number of trading days	Turnover (in SIT)			Number of bargains	
		per month	average per day	average per bargain	per month	average per day
January	21	13,407,910,913	638,471,948	783,997	17,102	814
February	19	6,211,656,272	326,929,277	261,841	23,723	1,249
March	22	7,241,224,971	329,146,590	293,131	24,703	1,123
April	19	5,890,406,532	310,021,396	333,130	17,682	931
May	21	8,571,753,552	408,178,741	504,636	16,986	809
June	20	14,650,016,959	732,500,848	1,097,626	13,347	667
July	22	6,131,352,699	278,697,850	395,546	15,501	705
August	22	5,866,333,197	266,651,509	335,737	17,473	794
September	20	12,785,330,977	639,266,549	730,340	17,506	875
October	22	8,332,570,331	378,753,197	481,874	17,292	786
November	21	12,103,862,821	576,374,420	649,837	18,626	887
December	18	14,151,915,892	786,217,550	888,158	15,934	885
TOTAL	247	115,344,335,116	5,671,209,874	6,755,854	215,875	10,525
AVERAGE 2001	20.58	9,612,027,926	466,981,114	534,311	17,990	874
YEAR 2002						
January	21	6,646,213,927	316,486,377	369,501	17,987	857
February	19	13,109,093,513	689,952,290	533,584	24,568	1,293
March	21	14,804,700,956	704,985,760	501,446	29,524	1,406
TOTAL	61	34,560,008,396	1,711,424,427	1,404,531	72,079	3,555
AVERAGE 2002	20.33	11,520,002,799	566,557,515	479,474	24,026	1,182

* Includes the turnover of shares, bonds, inv.funds, short-term securities and pension coupons.

TURNOVER BY SECURITIES ON ALL MARKETS OF LJUBLJANA STOCK EXCHANGE IN YEARS 1998 - 2002

Total turnover and number of bargains

Year	Number of trading days	Turnover (in SIT)			Number of bargains	
		per year	average per day	average per bargain	per year	average per day
2002	61	98,021,705,257	1,606,913,201	924,454	106,032	1,738
2001	247	348,643,571,200	1,411,512,434	1,088,977	320,157	1,296
2000	249	269,617,104,598	1,082,799,617	679,818	396,602	1,593
1999	254	265,671,058,734	1,045,949,050	594,292	447,038	1,760
1998	252	173,374,959,032	687,995,869	729,680	237,604	943

Average turnover and number of bargains

Year	Turnover (in SIT)			Number of bargains	
	per month	per day	per bargain	per month	per day
2002	32,673,901,752	1,606,913,201	924,454	35,344	1,738
2001	29,053,630,933	1,411,512,434	1,088,977	26,680	1,296
2000	22,468,092,050	1,082,799,617	679,818	33,050	1,593
1999	22,139,254,895	1,045,949,050	594,292	37,253	1,760
1998	14,447,913,253	687,995,869	729,680	19,800	943

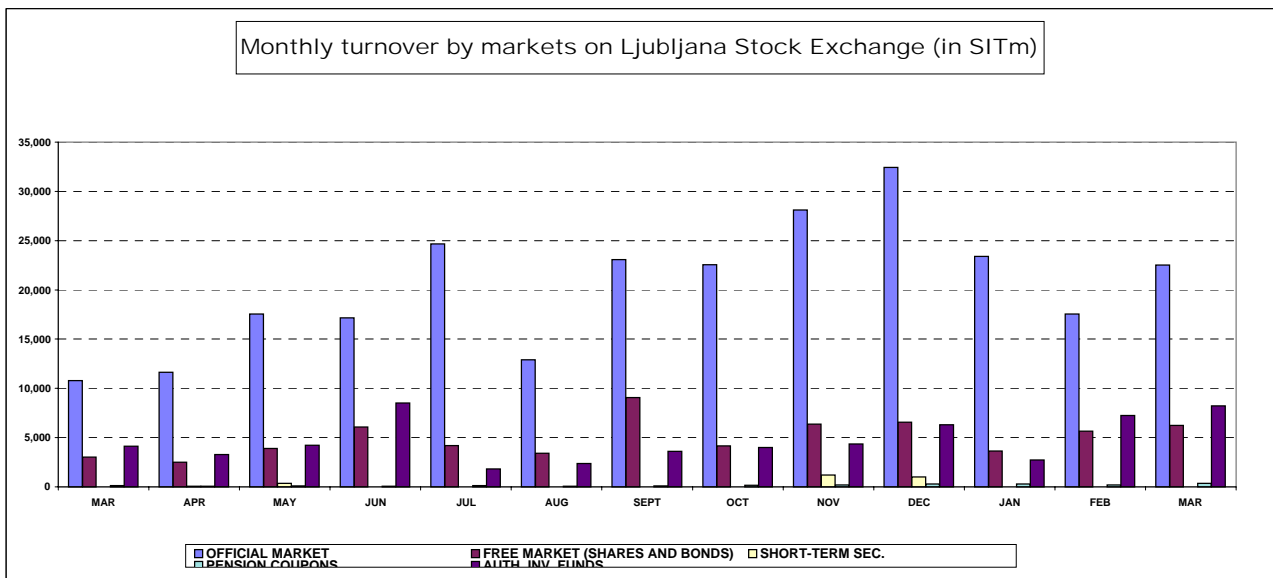
STRUCTURE OF TURNOVER

MONTHLY TURNOVER BY MARKETS ON LJUBLJANA STOCK EXCHANGE (in SIT)

YEAR 2001	OFFICIAL MARKET	FREE MARKET (SHARES AND BONDS)	SHORT-TERM SEC.	PENSION COUPONS	AUTHORISED INV. FUNDS	TOTAL
March	10,801,883,219	3,012,466,600	0	116,114,180	4,112,644,192	18,043,108,191
April	11,622,847,948	2,496,461,297	49,625,000	55,701,329	3,288,618,901	17,513,254,475
May	17,542,247,617	3,886,750,028	349,983,000	100,605,853	4,234,414,665	26,114,001,163
June	17,166,334,022	6,090,600,891	0	57,843,995	8,501,572,073	31,816,350,981
July	24,675,174,458	4,180,182,541	0	144,759,666	1,806,410,492	30,806,527,157
August	12,900,872,510	3,418,962,967	0	81,180,038	2,366,190,192	18,767,205,707
September	23,082,322,152	9,074,891,442	5,226,900	88,671,856	3,616,540,779	35,867,653,129
October	22,564,375,151	4,170,491,080	0	177,349,000	3,984,730,251	30,896,945,482
November	28,125,663,189	6,354,583,073	1,186,377,900	205,917,427	4,356,984,421	40,229,526,010
December	32,432,636,267	6,567,949,629	997,578,500	291,528,880	6,294,858,883	46,584,552,159
TOTAL 2001	233,299,236,078	55,460,187,501	2,830,059,212	1,651,884,886	55,402,203,507	348,643,571,184
YEAR 2002						
January	23,391,290,219	3,630,585,718	0	300,189,904	2,715,438,305	30,037,504,146
February	17,550,952,342	5,666,944,866	0	202,860,548	7,239,288,099	30,660,045,855
March	22,519,454,300	6,239,922,171	0	344,193,724	8,220,585,061	37,324,155,256
TOTAL 2002	63,461,696,861	15,537,452,755	0	847,244,176	18,175,311,465	98,021,705,257

MONTHLY TURNOVER BY SECURITIES ON LJUBLJANA STOCK EXCHANGE (in SIT)

YEAR 2001	SHARES	BONDS	SHORT-TERM SEC.	PENSION COUPONS	AUTHORISED INV. FUNDS	TOTAL
March	10,517,637,139	3,296,712,680	0	116,114,180	4,112,644,192	18,043,108,191
April	10,034,783,459	4,084,525,785	49,625,000	55,701,329	3,288,618,901	17,513,254,475
May	17,834,968,827	3,594,028,819	349,983,000	100,605,853	4,234,414,665	26,114,001,164
June	20,351,552,526	2,905,382,387	0	57,843,995	8,501,572,073	31,816,350,981
July	24,652,522,010	4,202,834,989	0	144,759,666	1,806,410,492	30,806,527,157
August	13,199,051,688	3,120,783,789	0	81,180,038	2,366,190,192	18,767,205,707
September	30,065,871,531	2,091,342,063	5,226,900	88,671,856	3,616,540,779	35,867,653,129
October	22,465,252,348	4,269,613,883	0	177,349,000	3,984,730,251	30,896,945,482
November	30,142,626,414	4,337,619,848	1,186,377,900	205,917,427	4,356,984,421	40,229,526,010
December	28,629,204,237	10,371,381,659	997,578,500	291,528,880	6,294,858,883	46,584,552,159
TOTAL 2001	237,139,716,649	51,619,706,929	2,830,059,212	1,651,884,886	55,402,203,508	348,643,571,184
YEAR 2002						
January	20,088,306,092	6,933,569,845	0	300,189,904	2,715,438,305	30,037,504,146
February	14,684,432,056	8,533,465,152	0	202,860,548	7,239,288,099	30,660,045,855
March	20,242,259,104	8,517,117,367	0	344,193,724	8,220,585,061	37,324,155,256
TOTAL 2002	55,014,997,252	23,984,152,364	0	847,244,176	18,175,311,465	98,021,705,257



D) MARKET CAPITALISATION

MARKET CAPITALISATION - OFFICIAL MARKET (in SIT)

	31 Mar 2001	31 Dec 2001	28 Feb 2002	31 Mar 2002	Index 31 Mar 2002 / 28 Feb 2002	Index 31 Mar 2002 / 31 Dec 2001	Index 31 Mar 2002 / 31 Mar 2001	Share
SHARES	561,649,443,387	697,253,506,985	699,767,694,519	791,653,510,558	113	100	141	68.69%
Banks	52,862,214,229	79,442,339,672	58,678,046,682	56,286,032,718	96	74	106	7.11%
Companies	508,787,229,158	617,811,167,313	641,089,647,838	735,367,477,840	115	104	145	92.89%
BONDS	248,725,932,775	288,037,807,017	343,351,538,479	360,769,140,572	105	119	145	31.31%
State	197,809,551,134	228,546,965,439	284,575,253,283	302,568,877,680	106	125	153	83.87%
Banks	42,404,275,848	51,348,800,666	50,784,153,338	50,185,690,369	99	99	118	13.91%
Companies	8,512,105,793	8,142,040,911	7,992,131,858	8,014,572,523	100	98	94	2.22%
TOTAL	810,375,376,162	985,291,314,002	1,043,119,232,998	1,152,422,651,130	110	106	142	100.00%

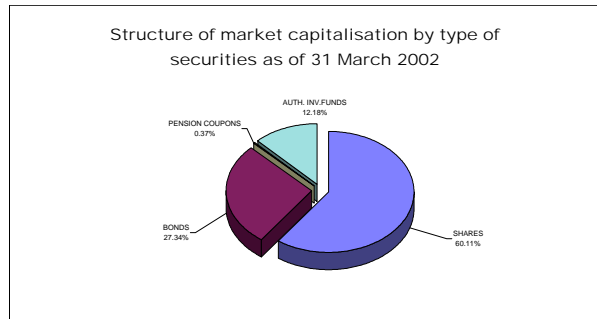
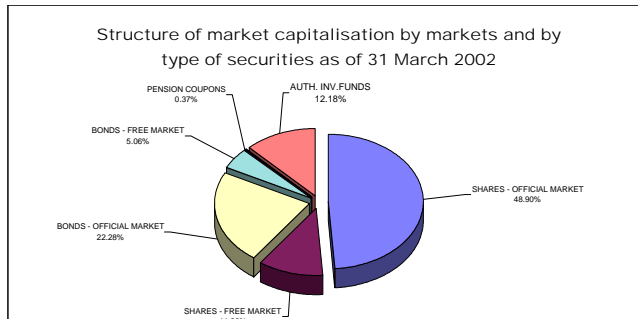
MARKET CAPITALISATION - FREE MARKET (in SIT)

	31 Mar 2001	31 Dec 2001	28 Feb 2002	31 Mar 2002	Index 31 Mar 2002 / 28 Feb 2002	Index 31 Mar 2002 / 31 Dec 2001	Index 31 Mar 2002 / 31 Mar 2001	Share
SHARES	124,929,895,929	152,735,137,497	173,579,609,312	181,586,527,180	105	114	145	38.92%
Banks	1,517,700,000	1,517,700,000	1,517,700,000	1,517,700,000	100	100	100	0.84%
Companies	123,412,195,929	151,217,437,497	172,061,909,312	180,068,827,180	105	114	146	99.16%
BONDS	46,640,759,078	72,881,061,519	78,411,055,315	81,869,359,959	104	108	176	17.55%
State	35,990,364,000	62,524,585,291	68,134,775,409	71,832,043,075	105	109	200	87.74%
Communities	283,700,314	22,786,828	22,992,648	23,073,079	100	101	8	0.03%
Banks	5,009,277,346	4,856,624,595	4,726,840,793	4,735,959,437	100	97	95	5.78%
Companies	5,357,417,418	5,477,064,804	5,526,446,465	5,278,284,367	96	101	99	6.45%
PENSION COUPONS	5,886,720,662	6,693,138,166	6,903,666,280	5,977,579,129	87	103	102	1.28%
INVESTMENT FUNDS	152,235,305,487	162,367,936,564	179,232,746,952	197,112,616,384	110	110	129	42.25%
TOTAL *	329,692,681,156	394,677,273,745	438,127,077,859	466,546,082,652	106	111	142	100.00%
TOTAL SHARES	686,579,339,316	849,988,644,482	873,347,303,832	973,240,037,739	111	103	142	60.11%
TOTAL BONDS	295,366,691,853	360,918,868,536	421,762,593,794	442,638,500,531	105	117	150	27.34%
PENSION COUPONS	5,886,720,662	6,693,138,166	6,903,666,280	5,977,579,129	87	103	102	0.37%
INVESTMENT FUNDS	152,235,305,487	162,367,936,564	179,232,746,952	197,112,616,384	110	110	129	12.18%
TOTAL CAPITALISATION ON LJSE *	1,140,068,057,318	1,379,968,587,748	1,481,246,310,858	1,618,968,733,782	109	107	142	100.00%

* Investment funds are included in market capitalisation

EXCHANGE RATES

USD=242,6931 SIT as of 30 Mar 2001	USD=250,9458 SIT as of 31 Dec 2001	USD=258,1494 SIT as of 28 Feb 2002	USD=257,2095 SIT as of 29 Mar 2002
EUR=215,1316 SIT as of 30 Mar 2001	EUR=221,4095 SIT as of 31 Dec 2001	EUR=223,3767 SIT as of 28 Feb 2002	EUR=224,1581 SIT as of 29 Mar 2002



D1) MARKET CAPITALISATION OF SHARES - OFFICIAL MARKET AS OF 31 MARCH 2002

Issue	Number of shares traded	Number of issued shares	Share of traded shares	Price as of 31 March 2002	Market capitalisation as of 31 Mar 2002 (in SIT)	Market capitalisation as of 31 Mar 2002 (in EUR)	Market capitalisation as of 31 Mar 2002 (in USD)
Common shares	-	-	-	-	781,154,158,234	3,484,835,740	3,037,034,628
1 KRKA	3,542,612	3,542,612	100.00%	33,679 SIT	119,310,247,929	532,259,365	463,864,079
2 LEK	1,790,623	1,792,782	99.88%	53,403 SIT	95,623,744,758	426,590,628	371,773,767
3 MERCATOR	3,208,504	3,208,504	100.00%	19,478 SIT	62,496,363,888	278,804,843	242,978,443
4 PETROL	2,086,301	2,086,301	100.00%	29,942 SIT	62,468,775,610	278,681,768	242,871,183
5 GORENJE	12,200,000	12,200,000	100.00%	2,993 SIT	36,513,502,000	162,891,736	141,960,161
6 PIVOVARNA LAŠKO	6,363,405	6,363,405	100.00%	5,703 SIT	36,287,571,549	161,883,829	141,081,770
7 SAVA	1,720,987	1,720,987	100.00%	20,421 SIT	35,143,518,293	156,780,051	136,633,827
8 ISTRABENZ	5,180,000	5,180,000	100.00%	6,524 SIT	33,793,335,800	150,756,702	131,384,478
9 INTEREUROPA	7,210,700	7,210,700	100.00%	4,639 SIT	33,452,023,654	149,234,061	130,057,497
10 BANKA KOPER	531,359	531,359	100.00%	60,002 SIT	31,882,602,718	142,232,660	123,955,774
11 LUKA KOPER	7,140,000	7,140,000	100.00%	4,270 SIT	30,488,585,400	136,013,757	118,536,000
12 PIVOVARNA UNION	451,114	451,114	100.00%	67,001 SIT	30,225,201,893	134,838,767	117,511,997
13 SKB BANKA	12,649,200	12,649,200	100.00%	1,650 SIT	20,871,180,000	93,109,194	81,144,670
14 DROGA PORTOROŽ	282,768	282,768	100.00%	63,840 SIT	18,051,863,877	80,531,838	70,183,504
15 MERKUR	912,585	912,585	100.00%	17,764 SIT	16,211,552,352	72,321,956	63,028,591
16 KOLINSKA	3,166,992	3,169,525	99.92%	3,993 SIT	12,645,165,658	56,411,817	49,162,903
17 BLAGOV.TRGOVINSKI CENTER BTC	725,828	725,828	100.00%	16,500 SIT	11,976,162,000	53,427,300	46,561,896
18 DELO	667,464	593,549	112.45%	17,900 SIT	11,947,605,600	53,299,906	46,450,872
19 TERME ČATEŽ	449,981	449,981	100.00%	19,899 SIT	8,953,996,426	39,945,005	34,812,075
20 ŽITO	348,765	348,765	100.00%	23,233 SIT	8,102,721,227	36,147,350	31,502,418
21 ETOL	274,576	274,576	100.00%	28,800 SIT	7,907,788,800	35,277,729	30,744,544
22 SALUS - SERIJA B	124,970	125,000	99.98%	60,000 SIT	7,498,200,000	33,450,498	29,152,111
23 RADENSKA	5,061,856	5,061,856	100.00%	1,456 SIT	7,372,238,934	32,888,568	28,662,390
24 AERODROM	1,936,229	1,936,229	100.00%	3,696 SIT	7,155,450,443	31,921,445	27,819,542
25 KOMPAS MTS	3,526,714	3,526,714	100.00%	1,647 SIT	5,807,722,081	25,909,044	22,579,734
26 ŽIVILA KRANJ	319,997	319,997	100.00%	16,097 SIT	5,151,122,908	22,979,865	20,026,954
27 ZDRAVILIŠČE MORAVSKE TOPLICE	2,861,843	2,861,843	100.00%	1,766 SIT	5,053,184,804	22,542,950	19,646,183
28 MLINOTEST	2,389,177	2,389,177	100.00%	1,741 SIT	4,159,389,915	18,555,608	16,171,214
29 EMONA OBALA KOPER	1,741,456	1,741,456	100.00%	2,246 SIT	3,911,571,394	17,450,056	15,207,725
30 COMET	1,700,688	1,700,688	100.00%	2,100 SIT	3,571,444,800	15,932,705	13,885,353
31 DELO PRODAJA	593,549	667,464	88.93%	5,606 SIT	3,327,595,952	14,844,862	12,937,298
32 KOLONIALE VELETRGOVINA	650,516	650,516	100.00%	1,720 SIT	1,118,887,520	4,991,511	4,350,102
33 GRADB.PODJETJE GROSUPLJE	199,411	199,411	100.00%	5,480 SIT	1,092,772,280	4,875,007	4,248,569
34 TEHNOUNION	84,005	84,005	100.00%	8,990 SIT	755,204,950	3,369,073	2,936,147
35 GEODETSKI ZAVOD SLOVENIJE	379,820	379,820	100.00%	1,812 SIT	688,081,912	3,069,628	2,675,181
36 NIKA	186,695	186,695	100.00%	738 SIT	137,780,910	614,660	535,676
Preferred shares	-	-	-	-	10,499,352,325	46,839,049	40,820,235
1 LEK	138,820	140,394	98.88%	50,188 SIT	6,967,102,325	31,081,198	27,087,267
2 PROBANKA	400,000	400,000	100.00%	4,950 SIT	1,980,000,000	8,833,051	7,698,005
3 BANKA VIPA	17,500	17,500	100.00%	88,700 SIT	1,552,250,000	6,924,800	6,034,964
TOTAL SHARES	-	-	-	-	791,653,510,558	3,531,674,789	3,077,854,864

EXCHANGE RATES	1 USD=	257.2095 SIT as of 29 Mar 2002
	1 EUR=	224.1581 SIT as of 29 Mar 2002

MARKET CAPITALISATION OF SHARES - FREE MARKET AS OF 31 MARCH 2002

	Issue	Number of shares traded	Number of issued shares	Share of traded shares	Price as of 31 March 2002	Market capitalisation as of 31 Mar 2002 (in SIT)	Market capitalisation as of 31 Mar 2002 (in EUR)	Market capitalisation as of 31 Mar 2002 (in USD)
	Common shares	-	-	-	-	179,445,563,597	800,531,248	697,663,047
1	CINKARNA	812,477	814,626	99.74%	16,037 SIT	13,029,848,020	58,127,937	50,658,502
2	HELIOS	219,861	219,861	100.00%	55,491 SIT	12,200,410,086	54,427,701	47,433,746
3	CEMENTARNA TRBOVLJE	176,600	176,600	100.00%	58,000 SIT	10,242,800,000	45,694,534	39,822,790
4	KD HOLDING	924,969	924,969	100.00%	9,923 SIT	9,178,698,629	40,947,432	35,685,691
5	BELINKA HOLDING	2,702,532	2,702,532	100.00%	2,700 SIT	7,296,836,400	32,552,187	28,369,234
6	JUTEKS	641,432	641,432	100.00%	9,817 SIT	6,296,828,901	28,091,017	24,481,323
7	VALKARTON	852,097	852,156	99.99%	7,326 SIT	6,242,317,766	27,847,835	24,269,390
8	DZS	1,429,368	1,686,384	84.76%	3,889 SIT	5,558,654,922	24,797,921	21,611,390
9	LESNINA	76,495	76,495	100.00%	70,000 SIT	5,354,650,000	23,887,827	20,818,243
10	GRAND HOTEL UNION	1,814,613	1,814,613	100.00%	2,536 SIT	4,602,167,052	20,530,898	17,892,679
11	TOSAMA	295,670	295,670	100.00%	14,437 SIT	4,268,658,751	19,043,072	16,596,038
12	MARINA PORTOROŽ	313,932	313,932	100.00%	13,500 SIT	4,238,082,000	18,906,665	16,477,160
13	FRUCTAL	2,504,151	2,505,613	99.94%	1,660 SIT	4,157,141,075	18,545,576	16,162,471
14	HOTELI PALACE	2,346,102	2,346,102	100.00%	1,500 SIT	3,519,153,000	15,699,424	13,682,049
15	NAMA	2,861,310	2,861,310	100.00%	1,151 SIT	3,293,367,810	14,692,165	12,804,223
16	CETIS	200,000	220,642	90.64%	15,420 SIT	3,084,000,000	13,758,147	11,990,226
17	AKTIVA AVANT	4,814,478	4,814,478	100.00%	580 SIT	2,791,001,041	12,451,038	10,851,081
18	JATA-MESO	119,602	119,602	100.00%	22,992 SIT	2,749,915,496	12,267,750	10,691,345
19	GORENJSKI TISK	960,176	1,070,328	89.71%	2,750 SIT	2,640,484,000	11,779,561	10,265,888
20	MEDALJON	1,734,000	1,734,000	100.00%	1,368 SIT	2,372,198,700	10,582,703	9,222,827
21	KMETIJSKI KOMBINAT PTUJ	2,531,109	2,531,109	100.00%	906 SIT	2,293,792,220	10,232,921	8,917,992
22	JATA EMONA	3,197,534	3,197,534	100.00%	692 SIT	2,213,077,232	9,872,841	8,604,182
23	SLOVENIJALES	303,777	304,004	99.93%	7,205 SIT	2,188,613,039	9,763,703	8,509,068
24	SATURNUS AVTOOPREMA	483,061	647,122	74.65%	4,500 SIT	2,173,774,500	9,697,506	8,451,377
25	TUB SWATY	288,940	288,940	100.00%	7,500 SIT	2,167,050,000	9,667,507	8,425,233
26	MESNA INDUSTRIJA PRIMORSKE	1,478,742	1,478,742	100.00%	1,450 SIT	2,144,175,900	9,565,463	8,336,301
27	LIP BLEĐ	2,155,899	2,155,899	100.00%	929 SIT	2,002,636,140	8,934,034	7,786,012
28	MITOL	770,509	770,509	100.00%	2,510 SIT	1,933,977,590	8,627,739	7,519,075
29	KD GROUP, finančna družba	99,972	99,972	100.00%	19,001 SIT	1,899,567,972	8,474,233	7,385,295
30	PINUS RAČE	148,203	148,203	100.00%	12,399 SIT	1,837,568,997	8,197,647	7,144,250
31	PLAMA - PUR	686,798	686,798	100.00%	2,604 SIT	1,788,490,672	7,978,702	6,953,439
32	LIV POSTOJNA	161,600	161,600	100.00%	10,581 SIT	1,709,879,904	7,628,009	6,647,810
33	COLOR	803,701	950,391	84.57%	1,937 SIT	1,556,825,096	6,945,210	6,052,751
34	SATURNUS EMBALAŽA	84,064	85,929	97.83%	18,001 SIT	1,513,249,514	6,750,813	5,883,334
35	KS1 - NALOŽBE	4,178,783	4,178,783	100.00%	352 SIT	1,470,931,616	6,562,027	5,718,807
36	MELAMIN	466,489	466,489	100.00%	3,033 SIT	1,414,679,206	6,311,078	5,500,105
37	INTERTRADE ITA	69,531	69,531	100.00%	20,000 SIT	1,390,620,000	6,203,746	5,406,565
38	KOVINOTEHNA	4,124,504	4,124,504	100.00%	320 SIT	1,319,717,545	5,887,441	5,130,905
39	INTERTRADE ITS	1,260,000	1,260,000	100.00%	1,000 SIT	1,260,000,000	5,621,033	4,898,730
40	KD INVESTMENTS	20,000	20,000	100.00%	60,000 SIT	1,200,000,000	5,353,364	4,665,458
41	HIPOTEKARNA BANKA	300,000	300,000	100.00%	3,999 SIT	1,199,700,000	5,352,026	4,664,291
42	GEA TOVARNA OLJA	660,348	846,600	78.00%	1,776 SIT	1,172,936,532	5,232,631	4,560,238
43	POM-INVEST	2,241,983	2,241,983	100.00%	501 SIT	1,123,233,483	5,010,898	4,366,998
44	JADRAN	226,334	226,334	100.00%	4,850 SIT	1,097,719,900	4,897,079	4,267,805
45	TOPLICE DOBRNA	682,010	692,542	98.48%	1,600 SIT	1,091,216,000	4,868,064	4,242,518
46	CERTIUS HOLDING	1,875,377	1,875,377	100.00%	545 SIT	1,022,080,465	4,559,641	3,973,728
47	KOMPAS HOTELI KG	162,700	162,700	100.00%	6,000 SIT	976,200,000	4,354,962	3,795,350
48	JAVOR PIVKA	1,194,700	1,194,700	100.00%	758 SIT	905,224,190	4,038,329	3,519,404
49	MERCATA HOLDING	2,898,918	2,898,917	100.00%	302 SIT	875,154,355	3,904,183	3,402,496
50	CM CELJE	64,357	64,357	100.00%	13,510 SIT	869,469,506	3,878,823	3,380,394
51	MERCATA 1 HOLDING	2,693,249	2,693,249	100.00%	305 SIT	821,440,945	3,664,561	3,193,665
52	NIKO ŽELEZNIKI	35,875	35,875	100.00%	22,000 SIT	789,250,000	3,520,952	3,068,510
53	GORIŠKE OPEKARNE	392,725	523,634	75.00%	2,000 SIT	785,450,000	3,504,000	3,053,736
54	KEMA PUČONCI	217,346	217,346	100.00%	3,451 SIT	750,061,046	3,346,125	2,916,148
55	TOVARNA SLADKORJA ORMOŽ	497,163	497,163	100.00%	1,500 SIT	745,744,500	3,326,868	2,899,366
56	GOZDNO GOSPODARSTVO POSTOJNA	686,273	686,273	100.00%	1,050 SIT	720,641,552	3,214,881	2,801,769
57	POTROŠNIK	614,973	730,495	84.19%	1,100 SIT	676,470,300	3,017,827	2,630,036
58	GOZDNO GOSPODARSTVO BLEĐ	489,520	611,900	80.00%	1,311 SIT	641,760,720	2,862,983	2,495,089
59	OLJARICA	70,404	70,404	100.00%	9,000 SIT	633,636,000	2,826,737	2,463,502
60	DANA	356,128	404,231	88.10%	1,760 SIT	626,824,454	2,796,350	2,437,019
61	INTARA	101,000	101,000	100.00%	5,900 SIT	595,879,800	2,658,301	2,316,710

Issue	Number of shares traded	Number of issued shares	Share of traded shares	Price as of 31 March 2002	Market capitalisation as of 31 Mar 2002 (in SIT)	Market capitalisation as of 31 Mar 2002 (in EUR)	Market capitalisation as of 31 Mar 2002 (in USD)
62 NOVOLIT	224,298	224,298	100.00%	2,578 SIT	578,240,244	2,579,609	2,248,129
63 AVTO CELJE	418,077	418,077	100.00%	1,317 SIT	550,511,251	2,455,906	2,140,322
64 KOŠAKI TMI MARIBOR	43,236	43,236	100.00%	12,500 SIT	540,450,000	2,411,022	2,101,205
65 TEKSTINA	1,127,293	1,503,057	75.00%	460 SIT	518,554,780	2,313,344	2,016,079
66 INLES RIBNICA	609,005	555,525	109.63%	800 SIT	487,204,000	2,173,484	1,894,191
67 MURALES	322,045	322,045	100.00%	1,499 SIT	482,745,455	2,153,594	1,876,857
68 KLASJE	835,600	835,600	100.00%	561 SIT	468,888,584	2,091,776	1,822,983
69 ELMO	708,000	708,000	100.00%	650 SIT	460,200,000	2,053,015	1,789,203
70 SVILANIT	408,487	410,407	99.53%	1,063 SIT	434,221,681	1,937,122	1,688,202
71 KRUH-PECIVO	654,040	654,040	100.00%	654 SIT	427,415,140	1,906,758	1,661,739
72 AVANT HOLDING	706,855	706,855	100.00%	600 SIT	424,183,686	1,892,342	1,649,176
73 RUDIS	516,996	599,143	86.29%	814 SIT	420,834,744	1,877,401	1,636,156
74 INTES	549,982	549,982	100.00%	739 SIT	406,491,696	1,813,415	1,580,391
75 UNITAS	145,115	173,377	83.70%	2,800 SIT	406,322,000	1,812,658	1,579,732
76 LESNINA EMMI	684,037	714,827	95.69%	590 SIT	403,581,830	1,800,434	1,569,078
77 PULSAR HOLDING	939,319	939,319	100.00%	400 SIT	375,727,600	1,676,172	1,460,784
78 CAPITA	582,021	582,021	100.00%	640 SIT	372,540,002	1,661,952	1,448,391
79 TUS KO-SI	229,456	229,456	100.00%	1,620 SIT	371,741,666	1,658,391	1,445,287
80 ALPETOUR POTOVALNA AGENCIJA	263,042	263,042	100.00%	1,321 SIT	347,607,373	1,550,724	1,351,456
81 SAVINJA MOZIRJE	105,780	105,780	100.00%	3,001 SIT	317,411,930	1,416,018	1,234,060
82 RTC KRVAVEC IMENSKE	205,734	205,734	100.00%	1,401 SIT	288,264,194	1,285,986	1,120,737
83 EGOLES ŠKOFJA LOKA	258,300	258,300	100.00%	1,110 SIT	286,713,000	1,279,066	1,114,706
84 HIDROTEHNIK	330,034	384,472	85.84%	751 SIT	247,855,534	1,105,718	963,633
85 INTEGRAL JESENICE	243,784	256,556	95.02%	950 SIT	231,594,800	1,033,176	900,413
86 AGROKOMBINAT MARIBOR	403,808	499,291	80.88%	550 SIT	222,094,400	990,794	863,477
87 DRAVINJSKI DOM	216,560	216,560	100.00%	1,000 SIT	216,560,000	966,104	841,960
88 BOHOR	209,170	263,067	79.51%	999 SIT	208,960,830	932,203	812,415
89 LIZ INŽENIRING	188,677	235,846	80.00%	1,093 SIT	206,299,432	920,330	802,068
90 DOM SMREKA	406,199	406,199	100.00%	507 SIT	205,751,979	917,888	799,939
91 ZDRAVILIŠČE ROGAŠKA	891,864	961,898	92.72%	210 SIT	187,291,440	835,533	728,167
92 ŽELEZARNA RAVNE - MONTER DRAVOGRAD	275,835	444,100	62.11%	660 SIT	182,106,267	812,401	708,008
93 CREINA	48,594	48,594	100.00%	3,462 SIT	168,208,131	750,400	653,973
94 MK TISKARNA	103,954	103,954	100.00%	1,530 SIT	159,049,620	709,542	618,366
95 UPIMO GROUP	215,000	215,000	100.00%	650 SIT	139,750,000	623,444	543,331
96 GE A COLLEGE	147,885	147,885	100.00%	900 SIT	133,096,500	593,762	517,463
97 SVILA	1,263,478	1,263,478	100.00%	99 SIT	124,957,974	557,455	485,822
98 MEDVEŠEK PUŠNIK	80,000	80,000	100.00%	1,550 SIT	124,000,000	553,181	482,097
99 IMP ČRPALKE	333,034	333,034	100.00%	302 SIT	100,609,571	448,833	391,158
100 GRADIS GP	304,750	304,750	100.00%	330 SIT	100,567,500	448,645	390,995
101 AVTOPREVOZNIŠTVO IN SERVISI	308,696	308,696	100.00%	250 SIT	77,174,000	344,284	300,043
102 ALPDOM	47,816	47,816	100.00%	1,450 SIT	69,333,200	309,305	269,559
103 GRAD PRESTRANEK	43,235	43,235	100.00%	1,510 SIT	65,284,850	291,245	253,820
104 MLAJ	67,062	93,000	72.11%	800 SIT	53,649,600	239,338	208,583
105 JELEN	50,849	67,798	75.00%	900 SIT	45,745,794	204,078	177,854
106 SIJAJ HRASTNIK	26,880	26,880	100.00%	1,199 SIT	32,229,120	143,779	125,303
107 RAZVOJNA DRUŽBA	21,948	21,948	100.00%	1,205 SIT	26,447,340	117,985	102,824
108 ZASAVSKI RAČUNSKI CENTER	43,466	70,700	61.48%	500 SIT	21,733,000	96,954	84,495
109 DADAS	31,320	31,320	100.00%	301 SIT	9,427,320	42,057	36,652
Preferred shares	-	-	-	-	2,140,963,583	9,551,132	8,323,812
1 KD HOLDING	266,413	266,413	100.00%	6,000 SIT	1,598,488,657	7,131,077	6,214,734
2 HIPOTEKARNA BANKA	79,500	79,500	100.00%	4,000 SIT	318,000,000	1,418,642	1,236,346
3 KOVINOTEHNA	527,955	527,955	100.00%	399 SIT	210,654,045	939,757	818,998
4 ZDRAVILIŠČE ROGAŠKA	27,818	30,000	92.73%	450 SIT	12,520,882	55,857	48,680
5 PRIMOFIN	10,000	10,000	100.00%	130 SIT	1,300,000	5,799	5,054
TOTAL SHARES					181,586,527,180	810,082,380	705,986,860

EXCHANGE RATES	1 USD=	257.2095 SIT as of 29 Mar 2002
	1 EUR=	224.1581 SIT as of 29 Mar 2002

D2) MARKET CAPITALISATION OF BONDS - OFFICIAL MARKET AS OF 31 MARCH 2002

Issue	Number of issued bonds	Price as of 31 March 2002	Principal amt. as of 31 Mar 2001	Currency of denomination	Market capitalisation as of 31 Mar 2002 (in SIT)	Market capitalisation as of 31 Mar 2002 (in EUR)	Market capitalisation as of 31 Mar 2002 (in USD)	
1	REPUBLIKA SLOVENIJA 10 th issue	5,218,961	101.50	8,245.56	SIT	43,678,754,904	194,856,911	169,817,814
2	REPUBLIKA SLOVENIJA 4 th issue	267,656	102.03	511.29	EUR	31,298,722,062	139,627,888	121,685,716
3	REPUBLIKA SLOVENIJA 27 th issue	1,700,000	103.70	10,000.00	SIT	17,629,000,000	78,645,385	68,539,459
4	REPUBLIKA SLOVENIJA 34 rd issue	1,691,000	101.50	10,000.00	SIT	17,163,650,000	76,569,395	66,730,234
5	REPUBLIKA SLOVENIJA 35 th issue	1,400,000	100.00	10,000.00	SIT	14,000,000,000	62,455,918	54,430,338
6	REPUBLIKA SLOVENIJA 13 th issue	106,701	100.50	511.29	EUR	12,290,124,630	54,827,930	47,782,545
7	REPUBLIKA SLOVENIJA 18 th issue	500,000	103.00	100.00	EUR	11,544,142,150	51,500,000	44,882,254
8	REPUBLIKA SLOVENIJA 26 th issue	500,000	100.31	100.00	EUR	11,242,649,506	50,155,000	43,710,087
9	REPUBLIKA SLOVENIJA 24 th issue	1,100,000	100.81	10,000.00	SIT	11,089,100,000	49,469,995	43,113,104
10	REPUBLIKA SLOVENIJA 28 th issue	1,050,000	101.31	10,000.00	SIT	10,637,550,000	47,455,568	41,357,532
11	REPUBLIKA SLOVENIJA 12 th issue	963,281	100.50	10,000.00	SIT	9,680,974,050	43,188,152	37,638,478
12	REPUBLIKA SLOVENIJA 15 th issue, I series	89,813	104.00	100,000.00	SIT	9,340,552,000	41,669,482	36,314,957
13	REPUBLIKA SLOVENIJA 23 th issue	400,000	103.00	100.00	EUR	9,235,313,720	41,200,000	35,905,803
14	REPUBLIKA SLOVENIJA 17 th issue	900,000	102.50	10,000.00	SIT	9,225,000,000	41,153,989	35,865,705
15	REPUBLIKA SLOVENIJA 15 th issue, E series	89,813	100.00	100,000.00	SIT	8,981,300,000	40,066,810	34,918,228
16	REPUBLIKA SLOVENIJA 22 nd issue	800,000	102.50	10,000.00	SIT	8,200,000,000	36,581,324	31,880,626
17	REPUBLIKA SLOVENIJA 25 th issue	800,000	101.38	10,000.00	SIT	8,110,400,000	36,181,606	31,532,272
18	REPUBLIKA SLOVENIJA 29 th issue	328,037	100.39	100.00	EUR	7,381,892,604	32,931,634	28,699,922
19	REPUBLIKA SLOVENIJA 14 th issue	630,400	100.90	10,000.00	SIT	6,360,736,000	28,376,115	24,729,786
20	REPUBLIKA SLOVENIJA 20 th issue	600,000	100.50	10,000.00	SIT	6,030,000,000	26,900,656	23,443,924
21	REPUBLIKA SLOVENIJA 16 th issue	600,000	100.00	10,000.00	SIT	6,000,000,000	26,766,822	23,327,288
22	REPUBLIKA SLOVENIJA 19 th issue	600,000	100.00	10,000.00	SIT	6,000,000,000	26,766,822	23,327,288
23	SLOV. RAZVOJNA DRUŽBA	50,000	99.34	511.29	EUR	5,692,668,515	25,395,774	22,132,419
24	REPUBLIKA SLOVENIJA 32 nd issue	238,655	100.40	100.00	EUR	5,371,043,716	23,960,962	20,881,980
25	REPUBLIKA SLOVENIJA 15 th issue, H series	47,902	104.00	100,000.00	SIT	4,981,808,000	22,224,528	19,368,678
26	NLB 2 nd issue, A series	40,000	103.20	100,000.00	SIT	4,128,000,000	18,415,574	16,049,174
27	SKB OBVEZNICE 4 th issue, A series	38,182	101.00	100,000.00	SIT	3,856,382,000	17,203,849	14,993,155
28	REPUBLIKA SLOVENIJA 36 th issue	379,000	99.00	10,000.00	SIT	3,752,100,000	16,738,632	14,587,719
29	BTC HIPOTEKARNE OBVEZNICE	340,000	111.00	43.82	EUR	3,707,052,237	16,537,668	14,412,579
30	REPUBLIKA SLOVENIJA 31 st issue	294,768	103.30	10,000.00	SIT	3,044,953,440	13,583,955	11,838,417
31	NLB TOLARSKE	27,300	100.50	100,000.00	SIT	2,743,636,000	12,239,799	10,666,985
32	NLB 3	12,000	100.00	1,000.00	EUR	2,689,897,200	12,000,000	10,458,001
33	NLB DEVIZNE	20,000	100.11	511.29	EUR	2,294,717,314	10,237,048	8,921,588
34	ABANKA 5 th issue	100,000	101.80	100.00	EUR	2,281,929,458	10,180,000	8,871,871
35	BANKA CELJE 5 th issue	100,000	101.80	100.00	EUR	2,281,929,458	10,180,000	8,871,871
36	BANKA CELJE 3 rd issue	100,000	100.90	100.00	EUR	2,261,755,229	10,090,000	8,793,436
37	BANKA CELJE 4 th issue	100,000	100.80	100.00	EUR	2,259,513,648	10,080,000	8,784,721
38	ABANKA 4 th issue	100,000	100.50	100.00	EUR	2,252,788,905	10,050,000	8,758,576
39	NFD INV. SVETOVANJE	16,000	100.00	135,740.00	SIT	2,171,840,000	9,688,876	8,443,856
40	HOTELI BERNARDIN	20,000	102.65	464.08	EUR	2,135,680,285	9,527,562	8,303,271
41	REPUBLIKA SLOVENIJA 8 th issue	965,330	100.50	9.37	EUR	2,037,679,577	9,090,368	7,922,256
42	NOVA KBM 2 nd issue	18,000	100.15	500.00	EUR	2,020,449,034	9,013,500	7,855,266
43	STANOVANJSKI SKLAD 2 nd issue	20,000	104.50	96,553.00	SIT	2,017,957,700	9,002,386	7,845,580
44	NOVA KBM 3 th issue, B series	18,000	100.00	500.00	EUR	2,017,422,900	9,000,000	7,843,501
45	NOVA KBM 3 th issue, A series	20,000	100.00	100,000.00	SIT	2,000,000,000	8,922,274	7,775,763
46	SL. ZADR. KMET. BANKA 3 rd issue	200,000	98.31	10,000.00	SIT	1,966,200,000	8,771,488	7,644,352
47	NOVA KBM 1 st issue	15,000	101.00	511.29	EUR	1,736,338,393	7,746,044	6,750,678
48	ABANKA 3 rd issue	70,000	99.00	100.00	EUR	1,553,415,633	6,930,000	6,039,496
49	SKB OBVEZNICE 4 th issue, B series	11,818	97.25	500.00	EUR	1,288,125,082	5,746,503	5,008,077
50	SKB OBVEZNICE 3 rd issue	35,000	100.80	153.39	EUR	1,213,053,795	5,411,599	4,716,209
51	ABANKA 1 st issue	20,000	101.21	255.65	EUR	1,159,988,422	5,174,867	4,509,897
52	NLB 2 nd issue, B series	10,000	99.56	500.00	EUR	1,115,859,022	4,978,000	4,338,327
53	BANKA ZASAVJE OBVEZNICE 2 nd issue	18,000	98.00	255.65	EUR	1,010,878,162	4,509,666	3,930,174
54	DOLENJSKA BANKA DEVIZNE	17,508	100.00	255.65	EUR	1,003,313,788	4,475,920	3,900,765
55	DOL. BANKA TOLARSKE	18,000	100.00	50,000.00	SIT	900,000,000	4,015,023	3,499,093
56	KREKOVA BANKA 2 nd issue	14,000	100.10	255.65	EUR	803,086,540	3,582,679	3,122,305
57	PROBANKA 2 nd issue	60,000	101.50	51.13	EUR	697,987,302	3,113,817	2,713,692
58	STANOVANJSKI SKLAD RS 1 st issue	70,965	96.72	35.80	EUR	550,805,107	2,457,217	2,141,465
59	BANKA VIPA 7 th issue	10,000	100.00	200.00	EUR	448,316,200	2,000,000	1,743,000
60	BANKA VIPA 6 th issue	10,000	100.00	187.50	EUR	420,296,438	1,875,000	1,634,063
61	BANKA VIPA 5 th issue	10,000	100.00	162.50	EUR	364,256,913	1,625,000	1,416,188
62	SL.ZADR.KMET.BANKA	10,000	104.00	143.34	EUR	334,160,549	1,490,736	1,299,177
63	BANKA VIPA 3 rd issue	10,000	100.11	143.82	EUR	322,738,802	1,439,782	1,254,770
64	BANKA VIPA 4 th issue	8,000	100.01	175.78	EUR	315,251,609	1,406,381	1,225,661
65	PROBANKA 1 st issue	80,000	100.50	2,952.42	SIT	237,374,568	1,058,960	922,884
66	BANKA VIPA 2 nd issue	8,000	103.01	111.85	EUR	206,614,026	921,733	803,291
TOTAL					360,769,140,572	1,609,440,572	1,402,627,588	

EXCHANGE RATES	1 USD=	257.2095 SIT as of 29 Mar 2002
	1 EUR=	224.1581 SIT as of 29 Mar 2002

MARKET CAPITALISATION OF BONDS - FREE MARKET AS OF 31 MARCH 2002

Issue	Number of issued bonds	Price as of 31 March 2002	Principal amt. as of 28 December 2001	Currency of denomination	Market capitalisation as of 31 Mar 2002 (in SIT)	Market capitalisation as of 31 Mar 2002 (in EUR)	Market capitalisation as of 31 Mar 2002 (in USD)
1 SLOVENSKA ODŠKODNINSKA DR. 2 nd issue	7,000,000	87.06	51.13	EUR	69,846,867,302	311,596,446	271,556,328
2 AUTOCOMMERCE 1 st issue	22,300	106.20	468.69	EUR	2,488,109,584	11,099,798	9,673,475
3 BANKA KOPER 4 th issue	20,000	100.00	100,000.00	SIT	2,000,000,000	8,922,274	7,775,763
4 STANOVANJSKI SKLAD 3 rd issue	20,000	101.50	97,791.91	SIT	1,985,175,773	8,856,141	7,718,128
5 BANKA KOPER 3 rd issue	10,000	100.00	500.00	EUR	1,120,790,500	5,000,000	4,357,500
6 PROBANKA 4 th issue	50,000	99.20	100.00	EUR	1,111,824,176	4,960,000	4,322,640
7 KD Investments 1 st issue	80,000	102.01	51.13	EUR	935,325,908	4,172,617	3,636,436
8 SIP STROJNA INDUSTRIJA 1 st issue, A series	32,500	100.00	102.26	EUR	744,978,237	3,323,450	2,896,387
9 SIP STROJNA INDUSTRIJA 1 st issue, B series	17,250	100.00	102.26	EUR	395,411,526	1,763,985	1,537,313
10 SI.MOBIL 1 st issue	5,000	100.00	337.16	EUR	377,885,725	1,685,800	1,469,175
11 UBK KONVERTIBILNE	80	98.00	21,077.25	EUR	370,411,487	1,652,456	1,440,116
12 BORZNA DRUŽBA POTEZA 2 nd issue	15,000	100.10	100.00	EUR	336,573,387	1,501,500	1,308,557
13 VIPA	4,000	103.71	79.89	EUR	74,289,508	331,416	288,829
14 BANKA KOPER 2 nd issue	3,000	100.00	76.00	USD	58,643,766	261,618	228,000
15 OBČINA ŠMARJE	1,579	102.00	63.91	EUR	23,073,079	102,932	89,705
TOTAL					81,869,359,959	365,230,433	318,298,352

EXCHANGE RATES			
1 USD=	257.2095	SIT as of 29 Mar 2002	
1 EUR=	224.1581	SIT as of 29 Mar 2002	

D3) MARKET CAPITALISATION OF AUTHORISED INVESTMENT FUNDS AS OF
31 MARCH 2002

	Authorised Inv. Fund	Number of shares traded	Price as of 31 March 2002	Market capitalisation as of 31 Mar 2002 (in SIT)	Market capitalisation as of 31 Mar 2002 (in EUR)	Market capitalisation as of 31 Mar 2002 (in USD)
1	INFOND ZLAT	336,854,710	69.58 SIT	23,438,350,722	104,561,694	91,125,525
2	TRIGLAV STEBER 1	147,487,470	148.61 SIT	21,918,112,917	97,779,705	85,215,021
3	NFD 1	160,580,300	132.98 SIT	21,353,968,294	95,262,979	83,021,694
4	ATENA 1. SKLAD	297,107,158	53.07 SIT	15,767,476,875	70,340,875	61,302,078
5	MAKSIMA 1	216,646,243	68.98 SIT	14,944,257,842	66,668,382	58,101,500
6	NFD 2	291,379,659	44.05 SIT	12,835,273,979	57,259,916	49,902,021
7	ZVON ENA	137,974,360	91.78 SIT	12,663,286,761	56,492,657	49,233,356
8	TRIGLAV STEBER II	195,412,551	45.28 SIT	8,848,280,309	39,473,391	34,401,063
9	ID KD	92,046,145	92.07 SIT	8,474,688,570	37,806,747	32,948,583
10	ZLATA MONETA 1	68,297,800	100.68 SIT	6,876,222,504	30,675,771	26,733,937
11	PID VIPA INVEST	104,268,115	64.19 SIT	6,692,970,302	29,858,258	26,021,474
12	ZVON DVA	141,224,712	44.43 SIT	6,274,613,954	27,991,913	24,394,954
13	POMURSKA INV.DRUŽBA 1	35,923,940	156.67 SIT	5,628,203,680	25,108,188	21,881,788
14	MODRA LINIJA	52,986,743	72.32 SIT	3,832,001,254	17,095,083	14,898,366
15	PID KD	95,913,558	37.87 SIT	3,632,246,441	16,203,949	14,121,743
16	KRONA SENIOR	73,170,428	45.76 SIT	3,348,278,785	14,937,130	13,017,710
17	ZLATA MONETA II	82,333,757	38.91 SIT	3,203,606,485	14,291,728	12,455,242
18	ARKADA ENA	66,406,092	44.00 SIT	2,921,868,048	13,034,854	11,359,876
19	VIZIJA DPB	44,074,632	44.04 SIT	1,941,046,793	8,659,276	7,546,559
20	KS-sklad 2	44,293,242	41.94 SIT	1,857,658,569	8,287,269	7,222,356
21	KS-sklad 4	41,633,800	32.63 SIT	1,358,510,894	6,060,503	5,281,729
22	NIKA	32,574,698	36.01 SIT	1,173,014,875	5,232,980	4,560,543
23	NIKA 1	30,911,102	34.98 SIT	1,081,270,348	4,823,695	4,203,851
24	MERCATA	28,923,982	32.90 SIT	951,599,008	4,245,214	3,699,704
25	POOBLAŠČENA POMURSKA INV. DRUŽBA	22,967,400	40.20 SIT	923,289,480	4,118,921	3,589,640
26	PID AKTIVA AVANT I	29,520,040	30.18 SIT	890,914,807	3,974,493	3,463,771
27	MERCATA 1	26,821,153	32.80 SIT	879,733,818	3,924,613	3,420,301
28	TRDNJAVA	25,932,762	27.84 SIT	721,968,094	3,220,799	2,806,926
29	TRGATEV	17,585,800	30.70 SIT	539,884,060	2,408,497	2,099,005
30	KRONA KRONA	12,871,618	38.57 SIT	496,458,306	2,214,769	1,930,171
31	SETEV	15,405,373	32.10 SIT	494,512,473	2,206,088	1,922,606
32	NIKA 2	12,555,868	29.10 SIT	365,375,759	1,629,991	1,420,538
33	PLOD	10,478,017	31.10 SIT	325,866,329	1,453,734	1,266,930
34	TRDNJAVA I	8,917,902	28.60 SIT	255,051,997	1,137,822	991,612
35	CAPINVEST 2	5,876,900	34.50 SIT	202,753,050	904,509	788,280
	TOTAL			197,112,616,384	879,346,392	766,350,451

MARKET CAPITALISATION OF PENSION COUPONS AS OF 31 MARCH 2002

Number of coupons traded	Price as of 31 March 2002	Market capitalisation (in SIT)	Market capitalisation (in EUR)	Market capitalisation (in USD)
118,274,221	50.54	5,977,579,129.34	26,666,799.59	23,240,117.99

EXCHANGE RATES	1 USD=	257.2095	SIT as of 29 Mar 2002
	1 EUR=	224.1581	SIT as of 29 Mar 2002

E) OTHER

E1) INDICATORS AS OF 31 MARCH 2002 (shares - official market)

SECTOR	Price as of 31 Mar 2002	Total net profit (loss) in 000 SIT in year 2000	Earning per share as of 31 Dec 2000	P / E ⁽¹⁾	Dividend for year 2000	Dividend yield	Book value as of 31 Dec 2000	Market book ratio	Turnover ratio ⁽²⁾
BANKS									
Banka Koper	60,002 SIT	2,360,248 SIT	4,546 SIT	13.20	4,500 SIT	7.50%	41,543 SIT	1.44	0.32
Banka Vipava	88,700 SIT	213,976 SIT	1,603 SIT	⁽⁴⁾	1,600 SIT	1.80%	88,654 SIT	⁽⁴⁾	1.08
Probanka Maribor	4,950 SIT	387,773 SIT	496 SIT	⁽⁴⁾	242 SIT	4.89%	5,206 SIT	⁽⁴⁾	0.47
SKB banka	1,650 SIT	- SIT	- SIT	⁽⁴⁾	0	0.00%	3,503 SIT	0.47	0.01
CHEMICALS									
Etol Celje	28,800 SIT	453,588 SIT	1,664 SIT	17.31	1,500 SIT	5.21%	34,735 SIT	0.83	0.87
Sava Kranj	20,421 SIT	1,630,157 SIT	997 SIT	20.49	480 SIT	2.35%	27,749 SIT	0.74	0.24
CONSTRUCTION									
Gradbeno podjetje Grosuplje	5,480 SIT	(642,963)	(4,052)	⁽⁴⁾	0	0.00%	23,749 SIT	⁽⁴⁾	0.05
FOOD AND BEVERAGES									
Droga Portorož	63,840 SIT	1,505,353	5,344.10 SIT	11.95	1,625 SIT	2.55%	45,585.34 SIT	1.40	0.26
Kolinska Ljubljana	3,993 SIT	871,611	275.58 SIT	14.49	100 SIT	2.50%	4,354.71 SIT	0.92	0.24
Mlinotest Ajdovščina	1,741 SIT	221,615	102.69 SIT	16.95	20 SIT	1.15%	1,825.63 SIT	0.95	0.09
Pivovarna Laško	5,703 SIT	1,492,896	279.64 SIT	20.39	140 SIT	2.46%	4,453.80 SIT	1.28	0.52
Pivovarna Union	67,001 SIT	1,273,341	2,943.30 SIT	22.76	615 SIT	0.92%	37,774.97 SIT	1.77	1.12
Radenska Radenci	1,456 SIT	(3,919,242)	(779)	⁽⁴⁾	0	0.00%	3,310.01 SIT	⁽⁴⁾	0.04
Žito Ljubljana	23,233 SIT	639,518	1,859.30 SIT	12.50	510 SIT	2.20%	46,723.17 SIT	0.50	0.33
HEALTH RESORTS									
Terme Čatež	19,899 SIT	722,346	1,630.37 SIT	12.20	500 SIT	2.51%	26,972.79 SIT	0.74	0.17
Zdravilišče Moravske Toplice	1,766 SIT	253,688	88.64 SIT	19.92	0	0.00%	2,587.98 SIT	0.68	0.25
HOUSEHOLD APPLIANCES									
Gorenje	2,993 SIT	2,884,829	236.46 SIT	12.66	70	2.34%	3,508.59 SIT	0.85	0.34
NON-METALS									
Comet Zreče	2,100 SIT	340,540	203.01 SIT	10.34	0	0.00%	2,473.60 SIT	0.85	0.15
OIL AND GAS									
Istrabenz Koper	6,524 SIT	276,483	53.38 SIT	122.23	80	1.23%	3,977.81 SIT	1.64	0.17
Petrol Ljubljana	29,942 SIT	645,762	314.43 SIT	95.23	500	1.67%	27,265.85 SIT	1.10	0.37
OTHER FINANCIAL INTERMEDIATION									
Nika Brežice	738 SIT	177,013	368.78 SIT	2.00	0	0.00%	929.43 SIT	0.79	0.19
PHARMACEUTICALS									
Krka Novo mesto	33,679 SIT	7,112,521	2,106.15 SIT	15.99	700 SIT	2.08%	19,578.49 SIT	1.72	0.22
Lek Ljubljana	53,403 SIT	6,136,667	3,261.54 SIT	16.37	950 SIT	1.78%	28,383.49 SIT	1.88	0.25
PUBLISHING									
Delo Ljubljana	17,900 SIT	889,281	1,332.33 SIT	13.44	1,000 SIT	5.59%	6,524.98 SIT	2.74	0.23
REAL ESTATE / TRADE									
Blagovno trgovinski center BTC	16,500 SIT	1,208,763	1,672.01 SIT	9.87	350 SIT	2.12%	22,702.13 SIT	0.73	1.04
TRANSPORT									
Aerodrom Ljubljana ⁽⁵⁾	3,696 SIT	1,156,795	304.70 SIT	12.13	166 SIT	4.48%	3,812.35 SIT	0.97	0.20
Intereuropa Koper	4,639 SIT	1,717,626	238.21 SIT	19.48	160 SIT	3.45%	3,195.77 SIT	1.45	0.31
Luka Koper ⁽⁵⁾	4,270 SIT	2,900,367	207.17 SIT	20.61	150 SIT	3.51%	3,367.95 SIT	1.27	0.17
TRADE									
Delo Prodaja	5,606 SIT	414,958	704.37 SIT	7.96	360 SIT	6.42%	4,498.94 SIT	1.25	0.64
Emona obala Koper ⁽³⁾	2,246 SIT	347,269	230.15 SIT	9.76	0	0.00%	6,514.99 SIT	0.34	0.47
Koloniale Maribor	1,720 SIT	63,948	98.30 SIT	17.50	0	0.00%	3,729.84 SIT	0.46	0.18
Kompas MTS	1,647 SIT	1,740,250	493.45 SIT	3.34	800 SIT	48.58%	4,479.24 SIT	0.37	0.31
Mercator Ljubljana	19,478 SIT	4,008,563	1,249.36 SIT	15.59	300 SIT	1.54%	20,715.63 SIT	0.94	0.22
Salus Ljubljana	60,000 SIT	870,572	6,527.54 SIT	9.19	3,000 SIT	5.00%	38,364.43 SIT	1.56	0.09
Merkur Kranj	17,764 SIT	233,318	258.29 SIT	68.78	550 SIT	3.10%	26,297.28 SIT	0.68	0.07
Tehnounion Ljubljana	8,990 SIT	200,354	2,405.90 SIT	3.74	0	0.00%	49,044.68 SIT	0.18	0.36
Živila Kranj	16,097 SIT	400,389	1,387.24 SIT	11.60	0	0.00%	31,423.21 SIT	0.51	0.42

Calculated on the basis of nonconsolidated financial statement for 2000. Statements are consolidated for the following issues: Emona obala Koper, Istrabenz, Lek, Mercator, Merkur, Petrol, Radenska, Sava, Tehnounion, Živila and Žito. An average number of shares traded in year 2000 has been used for the calculations.

⁽¹⁾ P / E = PRICE / EARNING PER SHARE

⁽²⁾ Yearly turnover / average capitalisation as of 31 January 2002, 31 July 2001 and 31 January 2001.

⁽³⁾ Shares of daughter company are excluded.

⁽⁴⁾ Not applicable.

⁽⁵⁾ Calculation of P/E for Aerodrom and Luka Koper includes common and preferred shares.

E2) RECORD VALUES

RECORD DAILY TURNOVER IN YEAR 2002

22 March 2002

	Value (in SIT)	Number of bargains	Volume in pieces
Order book trades	796,173,715	1,549	2,347,723
Cross trades	144,291,612	314	382,817
Block trades	4,089,565,293	24	15,186,290
Total	5,030,030,620	1,887	17,916,830

MAX AND MIN VALUE OF TURNOVER AND INDICES

	In year 2002		In years 1989-2001	
Monthly turnover (in SITm)	37,324	March	53,123	December 2000
Daily turnover (in SITm)	5,030	22 Mar 2002	10,058	12 July 2001
Number of bargains per day	2,273	7 Mar 2002	5,900	8 July 1999
Value of block trade (in SITm)	971	15 Feb 2002	8,128	23 Nov 2001
Max value of SBI 20 index	2,550.55	29 Mar 2002	2,159.35	19 Dec 2001
Min value of SBI 20 index	2,140.80	3 Jan 2002	891.93	10 Sep 1996
Max value of SBI 20NT index	2,475.76	29 Mar 2002	2,096.75	27 Dec 2001
Min value of SBI 20NT index	2,082.58	3 Jan 2002	1,437.30	1 July 1998
Max value of IPT index	2,053.15	29 Mar 2002	1,806.98	30 Dec 1999
Min value of IPT index	1,753.43	8 Jan 2002	1,318.83	1 July 1998
Max value of PIX index	1,939.44	29 Mar 2002	1,633.77	19 Oct 1999
Min value of PIX index	1,551.00	3 Jan 2002	965.15	29 Apr 1999
Max value of FOOD AND BEVERAGES index	2,404.34	29 Mar 2002	2,175.17	28 Dec 2001
Min value of FOOD AND BEVERAGES index	2,049.04	28 Feb 2002	1,551.34	3 Apr 2000
Max value of PHARMACEUTICALS index	2,527.17	29 Mar 2002	2,623.07	11 Aug 1998
Min value of PHARMACEUTICALS index	2,076.41	18 Jan 2002	1,505.49	23 Apr 2001
Max value of CHEMICALS index	2,225.21	29 Mar 2002	2,176.97	6 Aug 1998
Min value of CHEMICALS index	1,896.00	3 Jan 2002	1,476.44	1 July 1998
Max value of OIL AND GAS index	3,374.26	29 Mar 2002	2,633.44	17 Dec 2001
Min value of OIL AND GAS index	2,554.39	3 Jan 2002	1,591.73	27 June 2000
Max value of TRANSPORT index	2,465.70	28 Mar 2002	2,070.25	7 Dec 2001
Min value of TRANSPORT index	2,032.64	3 Jan 2002	1,132.46	1 July 1998
Max value of TRADE index	2,073.37	29 Mar 2002	2,195.82	31 Jan 2000
Min value of TRADE index	1,790.84	3 Jan 2002	1,172.80	1 July 1998
Max value of BIO index	109.03	3 Jan 2002	113.52	14 Dec 1995
Min value of BIO index	107.34	26 Feb 2002	100.46	5 July 1995

E3) NEW LISTED SECURITIES AND CHANGES IN YEAR 2002

NEW LISTED LONG - TERM SECURITIES ON LJUBLJANA STOCK EXCHANGE IN YEAR 2002

OFFICIAL MARKET

BONDS

Issuer	Trading code	Nomin. value of issue	Issue	Listing date	First trading day
Republika Slovenija	RS28	10,500,000,000 SIT	28 th issue	18 Jan 2002	25 Jan 2002
Republika Slovenija	RS29	10,278,000 EUR	29 th issue	18 Jan 2002	25 Jan 2002
Republika Slovenija	RS31	2,974,680,000 SIT	31 th issue	18 Jan 2002	25 Jan 2002
Republika Slovenija	RS32	23,865,500 EUR	32 th issue	18 Jan 2002	25 Jan 2002
Republika Slovenija	RS34	16,910,000,000 SIT	34 th issue	20 Feb 2002	26 Feb 2002
Republika Slovenija	RS35	14,000,000,000 SIT	35 th issue	20 Mar 2002	26 Mar 2002
Republika Slovenija	RS36	3,790,000,000 SIT	36 th issue	20 Mar 2002	26 Mar 2002

FREE MARKET

SHARES

Issuer	Trading code	Type of share	Listing date	First trading day
Jata Emona	JAMR	common	10 Jan 2002	15 Jan 2002
Lesnina	MILG	common	16 Jan 2002	25 Jan 2002

Authorised investment funds

Issuer	Trading code	Type of share	Listing date	First trading day
PID Vipa Invest	VION	common	22 Jan 2002	29 Jan 2002

DELISTED LONG - TERM SECURITIES IN YEAR 2002

FREE MARKET

SHARES

Issuer	Trading code	Type of share	Delisting date
Emona Krmila	EMKG	common	11 Jan 2002
Jata Reja	JRDG	common	11 Jan 2002
Totra Plastika	TOPG	common	14 Jan 2002
PPC Gorenjski sejem	GSKG	common	18 Mar 2002
Veletrgovina Potrošnik	POMG	common	18 Mar 2002

AUTHORISED INVESTMENT FUNDS

Issuer	Trading code	Type of share	Delisting date
Vipa Invest Nanos	VN0N	common	15 Jan 2002
Vipa Invest Soča	VS0N	common	15 Jan 2002
Arkada dva	AR2N	common	8 Mar 2002
Arkada tri	AR3N	common	8 Mar 2002

EXTENDED LISTING OF LONG - TERM SECURITIES IN YEAR 2002

OFFICIAL MARKET

BONDS

Issuer	Trading code	Issue	Number of bonds before extension	Number of bonds after extension	Extension date
Republika Slovenija	RS27	27 th issue	409,150	1,700,000	16 Jan 2002
Republika Slovenija	RS29	29 th issue	102,780	328,037	18 Feb 2002

FREE MARKET

AUTHORISED INVESTMENT FUNDS

Issuer	Trading code	Type of share	Number of shares before extension	Number of shares after extension	Extension date
Arkada ena	AR1N	common	30,210,725	66,406,092	8 Mar 2002

EXPIRED BONDS IN YEAR 2002

Issuer	Trading code	Issue	Market	Last trading day
LB SB Velenje	BV01	1 st issue	official market	25 Jan 2002
Factor banka	FB01E	1 st issue	official market	31 Mar 2002

F) LIST OF SECURITIES - MARCH 2002

F1) OFFICIAL MARKET (1)

CORPORATE BONDS

	Issuer	Trading code	First trading day	Nominal value of issue traded	Coupon interest rate	Maturity	Sector
1	ABANKA	AB01E	8 Jan 1996	5,112,918.81 EUR	10% p.a.	1996-2002	banking
2	ABANKA	AB03	14 June 1999	7 EURm	5% p.a.	1998-2005	banking
3	ABANKA	AB04	27 Dec 2000	10 EURm	6.25% p.a.	2000-2007	banking
4	ABANKA	AB05	26 Sept 2001	10 EURm	6% p.a.	2001-2006	banking
5	BANKA CELJE	BCE3	6 Mar 2000	10 EURm	6% p.a.	1999-2005	banking
6	BANKA CELJE	BCE4	9 Feb 2001	10 EURm	6% p.a.	2000-2006	banking
7	BANKA CELJE	BCE5	19 Dec 2001	10 EURm	6% p.a.	2001-2007	banking
8	BLAGOVNO TRGOVINSKI CENTER	BTC1E	24 Feb 1997	17,383,924.96 EUR	10.5% p.a.	1996-2008	retail, wholesale and real estate trade
9	LB BANKA ZASAVJE	BZ02E	14 Jan 1997	4,601,626.93 EUR	7.5% p.a.	1996-2004	banking
10	KREKOVA BANKA	KRB2E	14 Apr 1998	3,579,043.17 EUR	7% p.a.	1997-2002	banking
11	BANKA VIPA	VP02E	25 Oct 1995	2,045,167.52 EUR	10% p.a.	1995-2005	banking
12	BANKA VIPA	VIP3E	13 Nov 1996	2,556,459.41 EUR	7.5% p.a.	1996-2006	banking
13	BANKA VIPA	VIP4E	3 Dec 1997	2,045,167.52 EUR	7% p.a.	1997-2007	banking
14	BANKA VIPA	VIP5	24 Dec 1998	2 EURm	6% p.a.	1998-2008	banking
15	BANKA VIPA	VIP6	6 Mar 2000	2 EURm	5.5% p.a.	1999-2009	banking
16	BANKA VIPA	VIP7	19 July 2001	2 EURm	6.2% p.a.	2001-2010	banking
17	DOLENJSKA BANKA	DB01	21 Dec 1998	900 SITm	7% p.a. + TOM	1997-2002	banking
18	DOLENJSKA BANKA	DB02E	18 Dec 1998	4,475,849.13 EUR	6.8% p.a.	1997-2002	banking
19	HOTELI BERNARDIN	HTB1E	28 June 1999	10,225,837.62 EUR	8.5% p.a.	1999-2009	hotel and restaurant activities
20	NFD	NI01	21 Dec 1999	2,171.84 SITm	5.5% p.a. + TOM	1999-2006	investment consulting
21	NOVA KBM	KBM1E	5 Oct 1998	7,669,378.22 EUR	6% p.a.	1998-2003	banking
22	NOVA KBM	KBM2	14 Nov 2000	9 EURm	5.9% p.a.	2000-2006	banking
23	NOVA KBM	KBM3	14 Nov 2001	2,000 SITm	5.8% p.a. + TOM	2001-2006	banking
24	NOVA KBM	KBM4	14 Nov 2001	9 EURm	6% p.a.	2001-2006	banking
25	NOVA LJUBLJANSKA BANKA	NLB1	29 Dec 1997	2,730 SITm	6.75% p.a. + TOM	1997-2002	banking
26	NOVA LJUBLJANSKA BANKA	NLB2E	29 Dec 1997	10,225,837.26 EUR	7% p.a.	1997-2002	banking
27	NOVA LJUBLJANSKA BANKA	NLB3	18 July 2000	4,000 SITm	5.25% p.a. + TOM	2000-2005	banking
28	NOVA LJUBLJANSKA BANKA	NLB4	18 July 2000	5 EURm	5.65% p.a.	2000-2005	banking
29	NOVA LJUBLJANSKA BANKA	NLB5	27 Sept 2001	12 mio EUR	5.8% p.a.	2000-2005	banking
30	PROBANKA	PRB1	15 July 1996	800 SITm	6% p.a. + TOM	1995-2003	banking
31	PROBANKA	PRB2E	3 Nov 1997	3,067,751.29	8% p.a.	1995-2003	banking
32	SKB BANKA	SKB3E	14 Mar 1997	17,895,215.84 EUR	7.5% p.a.	1996-2003	banking
33	SKB BANKA	SKB4A	30 Dec 1999	3,818.2 SITm	5.25% p.a. + TOM	1999-2005	banking
34	SKB BANKA	SKB4B	30 Dec 1999	5,909 EURm	5.25% p.a.	1999-2006	banking
35	STANOVANJSKI SKLAD RS	SSR1E	4 July 1996	4,083,023.58 EUR	6% p.a.	1995-2010	national mortgage agency
36	STANOVANJSKI SKLAD RS	SSR2	30 June 1998	2,000 SITm	7.2% p.a. + TOM	1998-2008	national mortgage agency
37	SLOVENSKA ZADRUŽNA KMETIJSKA BANKA	ZBK1E	10 July 1995	2,556,459.41 EUR	10% p.a.	1994-2004	banking
38	SLOVENSKA ZADRUŽNA KMETIJSKA BANKA	SZB3	15 Mar 2000	2,000 SITm	5.3% p.a. + TOM	1999-2005	banking

MUNICIPAL and GOVERNMENT BONDS

	Issuer	Trading code	First trading day	Nominal value of issue traded	Coupon interest rate	Maturity	Sector
1	REPUBLIC OF SLOVENIA	RS04E	6 Aug 1998	136,803,812.19 EUR	8% p.a.	1996-2022	government bond
2	REPUBLIC OF SLOVENIA	RS08E	24 Nov 1993	49,356,539.17 EUR	5% p.a.	1993-2003	government bond
3	REPUBLIC OF SLOVENIA	RS10	14 June 1999	52,189.61 SITm	4.5% p.a. + TOM	1997-2007	government bond
4	REPUBLIC OF SLOVENIA	RS12	14 June 1999	3,032 SITm	4.5% p.a. + TOM	1997-2002	government bond
5	REPUBLIC OF SLOVENIA	RS13E	14 June 1999	54,555,355.02 EUR	5.55% p.a.	1998-2008	government bond
6	REPUBLIC OF SLOVENIA	RS14	29 Feb 2000	6,304 SITm	4% p.a. + TOM	1999-2003	government bond
7	REPUBLIC OF SLOVENIA ISSUE	RSE	29 Feb 2000	8,981.3 SITm	5.1% p.a. + TOM	1995-2002	government bond
8	REPUBLIC OF SLOVENIA ISSUE	RSH	29 Feb 2000	4,790.2 SITm	5.55% p.a. + TOM	1995-2005	government bond
9	REPUBLIC OF SLOVENIA ISSUE	RSI	23 Jan 1997	8,981.3 SITm	5.7% p.a. + TOM	1995-2006	government bond
10	REPUBLIC OF SLOVENIA ISSUE	RS16	15 Mar 2000	6,000 SITm	4.2% p.a. + TOM	2000-2003	government bond
11	REPUBLIC OF SLOVENIA ISSUE	RS17	15 Mar 2000	9,000 SITm	4.7% p.a. + TOM	2000-2005	government bond
12	REPUBLIC OF SLOVENIA ISSUE	RS18	15 May 2000	50 EURm	6% p.a.	2000-2010	government bond
13	REPUBLIC OF SLOVENIA ISSUE	RS19	18 Aug 2000	6,000 SITm	4.2% p.a. + TOM	2000-2003	government bond
14	REPUBLIC OF SLOVENIA ISSUE	RS20	12 Dec 2000	6,000 SITm	4.2% p.a. + TOM	2000-2003	government bond
15	REPUBLIC OF SLOVENIA	RS22	22 Feb 2001	8,000 SITm	4.7% p.a. + TOM	2001-2006	government bond
16	REPUBLIC OF SLOVENIA	RS23	20 Feb 2001	40 EURm	6% p.a.	2001-2011	government bond
17	REPUBLIC OF SLOVENIA	RS24	22 Mar 2001	1,100 SITm	4.2% p.a. + TOM	2001-2004	government bond
18	REPUBLIC OF SLOVENIA	RS25	3 May 2001	8,000 SITm	4.7% p.a. + TOM	2001-2006	government bond
19	REPUBLIC OF SLOVENIA	RS26	14 June 2001	50 EURm	5.375% p.a.	2001-2011	government bond
20	REPUBLIC OF SLOVENIA	RS27	20 Dec 2001	17,000 SITm	4.7% p.a. + TOM	2001-2006	government bond
21	REPUBLIC OF SLOVENIA	RS28	25 Jan 2002	10,500 SITm	4.2% p.a. + TOM	2002-2005	government bond
22	REPUBLIC OF SLOVENIA	RS29	25 Jan 2002	32,8037 EURm	5.375% p.a.	2002-2012	government bond
23	REPUBLIC OF SLOVENIA	RS31	25 Jan 2002	2,974.68 SITm	4.7% p.a. + TOM	2002-2007	government bond
24	REPUBLIC OF SLOVENIA	RS32	25 Jan 2002	23,8655 EURm	5.375% p.a.	2002-2012	government bond
25	REPUBLIC OF SLOVENIA	RS34	26 Feb 2002	16,910 SITm	4.2% p.a. + TOM	2002-2007	government bond
26	REPUBLIC OF SLOVENIA	RS35	26 Mar 2002	14,000 SITm	9% p.a.	2002-2007	government bond
27	REPUBLIC OF SLOVENIA	RS36	26 Mar 2002	3,790 SITm	7.5% p.a.	2002-2005	government bond
28	SLOVENSKA RAZVOJNA DRUŽBA	SKR1E	3 July 1995	25,564,594.06 EUR	5% p.a.	1993-2003	development fund of Republic Slovenia

TOM (abbreviation for: "temeljna obrestna mera" - base interest rate) - indexation factor, calculated as twelve month average of monthly consumer price index

F1) OFFICIAL MARKET (2)

COMMON SHARES

	Issuer	Trading code	First trading day	Nominal value of issue listed	Number of shares traded	Isin code	Sector
1	AERODROM LJUBLJANA	AELG	8 Oct 1997	1,936.229 SITm	1,936,229	SI0031103276	airport services
2	BANKA KOPER	BKP	14 Mar 2000	5,313.59 SITm	531,359	SI 002110547 1	banking
3	BLAGOVNO TRGOVINSKI CENTER BTC	BTC	4 Oct 1994	5,806.624 SITm	725,828	SI0031100504	retail, wholesale and real estate trade
4	COMET ZREČE	CHZG	2 Nov 1998	1,700.688 SITm	1,700,688	SI0031104407	grinding wheels and other non-metals production
5	DELO LJUBLJANA	DELR	13 Jan 1999	667.464 SITm	667,464	SI 003110445 6	publishing
6	DELO PRODAJA	DPRG	12 Feb 2001	593.549 SITm	593,549	SI0031107079	trade
7	DROGA PORTOROŽ	DRPG	12 June 1996	2,827.68 SITm	282,768	SI0031100256	food processing industry
8	EMONA OBALA KOPER	EOKG	7 Jan 1998	1,741.456 SITm	1,741,456	SI0031102682	commerce
9	ETOL CELJE	ETOG	21 Feb 1997	2,745.76 SITm	274,576	SI0031101338	essential oils and fragrances production
10	GEODETSKI ZAVOD SLOVENIJE	GZRG	8 Jan 2001	379.820 SITm	379,820	SI0031110339	surveying and cartography
11	GORENJE VELENJE	GRVG	10 Nov 2000 official market (2 June 1998 free market)	12,200 SITm	12,200,000	SI0031104076	household appliances
12	GRADBENO PODJETJE GROSUPLJE	GPG	23 Dec 1994	19,941.1 SITm	199,411	SI0031100728	construction industry
13	INTEREUROPA KOPER	IEKG	12 Jan 1998	7,210.7 SITm	7,210,700	SI0031100090	retail trade
14	ISTRABENZ KOPER	ITBG	16 June 1997	5,180 SITm	5,180,000	SI0031102070	holding companies management
15	KOMPAS MTS	MTSG	8 Dec 2000	3,526.714 SITm	3,526,714	SI0031103706	catering service, border-crossing and tourist services
16	KOLINSKA LJUBLJANA	KOLR	8 Jan 1996	3,166.992 SITm	3,166,992	SI0031100058	food processing industry
17	KOLONIALE VELETRGOVINA MARIBOR	KLMG	30 July 1999	650.516 SITm	650,516	SI 003110515 6	domestic market food and non food products wholesale
18	KRKA TOVARNA ZDRAVIL NOVO MESTO	KRKG	4 Nov 1997	14,170.448 SITm	3,542,612	SI0031102120	pharmaceutical & chemical industry
19	LEK LJUBLJANA	LEKA	11 Sep 1996	10,743.738 SITm	1,790,623	SI0031100645	pharmaceuticals
20	LUKA KOPER	LKPG	20 Nov 1996	7,140 SITm	7,140,000	SI0031101346	transport
21	MERCATOR LJUBLJANA	MELR	22 Dec 1997	32,085.04 SITm	3,208,504	SI0031100082	commerce industry, agriculture
22	MERKUR KRANJ	MER	30 Nov 1998	91,258.5 SITm	912,585	SI0031104639	wholesale and retail trade
23	MLINOTEST AJDOVŠČINA	MAJG	3 Apr 2000	2,389.177 SITm	2,389,177	SI 003110820 0	food processing industry
24	NIKA BREŽICE	NIKA	23 June 1992	479.688 SITm	479,688	SI0031100793	financial consultancy and services
25	PETROL LJUBLJANA	PETG	5 May 1997	12,517.806 SITm	2,086,301	SI0031102153	crude-oil and gas trade
26	PIVOVARNA LAŠKO	PILR	1 Feb 2000	6,363.405 SITm	6,363,405	SI 003110741 8	brewery
27	PIVOVARNA UNION	PULG	6 Mar 2000	4,511.14 SITm	451,114	SI 003110907 5	brewery and soft drinks
28	RADENSKA RADENCI	RARG	3 Apr 1997	5,061.856 SITm	5,061,856	SI0031102302	health resort
29	SALUS LJUBLJANA	SALS	16 Jan 1992	124.97 SITm	124,970	SI 003110568 5	full-line pharmaceutical wholesale
30	SAVA KRANJ	SAVA	6 Jan 2000	17,209.87 SITm	1,720,987	SI0031108457	chemicals
31	SKB BANKA	SKBB	19 Nov 1991	12,649.2 SITm	12,649,200	SI0021100670	banking
32	TEHNOUNION LJUBLJANA	TEHG	26 Nov 1998	840.05 SITm	84,005	SI0031100025	sales agent and marketing of motor vehicles
33	TERME ČATEŽ	TCRG	26 Aug 1993	2,699.886 SITm	449,981	SI0031100637	health resort
34	ZDRAVILIŠČE MORAVSKE TOPLICE	ZMTG	25 Sep 1997	2,861.843 SITm	2,861,843	SI0031103250	health resort
35	ŽIVILA KRANJ	ZKNG	15 May 2000	3,199.97 SITm	319,997	SI 003110678 2	trade and catering industry
36	ŽITO LJUBLJANA	ZTOG	20 Mar 2000	3,487.65 SITm	348,765	SI 003110844 0	flour, bread, pasta and sweets production

PREFERRED SHARES

	Issuer	Trading code	First trading day	Nominal value of issue listed	Number of shares traded	Isin code	Sector
1	LEK LJUBLJANA	LEKB	6 May 1999	832.920 SITm	138,820	SI 003120027 0	pharmaceuticals
2	PROBANKA MARIBOR	PRBP	30 Mar 1993	400 SITm	400,000	SI 002120040 5	banking
3	VIPA BANKA	VPPP	28 June 1994	350 SITm	17,500	SI 002120031 4	banking

F2) FREE MARKET (1)

CORPORATE BONDS

	Issuer	Trading code	First trading day	Nominal value of issue traded	Interest rate	Maturity	Sector
1	AUTOCOMMERCE LJUBLJANA	ACL1E	15 Dec 1997	11,401,808.95 EUR	8% p.a.	1997-2006	foreign and domestic trade, service and production
2	BANKA KOPER	BKP2	2 Dec 1998	3 USDm	LIBOR + 0,5% p.a.	1997 - 2002	banking
3	BANKA KOPER	BKP3	5 Jan 2000	5 EURm	5% p.a.	1999-2004	banking
4	BANKA KOPER	BKP4	21 Dec 2000	2,000 SITm	6% p.a. + TOM	2000-2005	banking
5	KD INVESTMENTS	KD01E	24 July 1996	4,090,335.05 EUR	10% p.a.	1996-2006	investment
6	PROBANKA	PRB4	15 Mar 2000	5 EURm	5.5% p.a.	1999-2007	banking
7	UBK BANKA	UBKKE	5 Jan 1995	3,067,751.29 EUR	8.5% floating rate	1994-2004	banking
8	BANKA VIPA	VP01E	5 Jan 1995	1,022,583.76 EUR	10% p.a.	1994-2004	banking
9	POTEZA	BDP2	13 Dec 1999	1.5 EURm	7.5% p.a.	1999-2004	brokerage house
10	SI.MOBIL	SM01E	24 Sep 1999	2,556,459.41 EUR	6% p.a.	1999-2006	telecommunication
11	SIP STROJNA OPREMA	SIP1AE	19 June 2000	3,323,397.23 EUR	6% p.a.	1999-2009	production of tractors and other agricultural, forestry and cultivation machinery
12	SIP STROJNA OPREMA	SIP1BE	19 June 2000	1,763,956.99 EUR	6% p.a.	1999-2009	production of tractors and other agricultural, forestry and cultivation machinery

* floating interest rate calculated as an average annual interest rate of long-term government bonds denominated in DEM

MUNICIPAL and GOVERNMENT BONDS

	Issuer	Trading code	First trading day	Nominal value of issue traded	Coupon interest rate	Maturity	Sector
1	COMMUNITY OF ŠMARJE PRI JELŠAH	OSMOE	5 Jan 1995	5,112,918.81 EUR	10% p.a.	1992-2002	municipal bond
2	SLOVENSKA ODŠKODNINSKA DRUŽBA	SOS2E	7 Apr 1997	357,910,000 EUR	6% p.a.	1996-2004	meeting commitments deriving from denationalisation process
3	STANOVANJSKI SKLAD RS	SSR3	8 May 2001	2,000 SITm	6.1% p.a.+ TOM	2001-2011	national mortgage agency

TOM (abbreviation for: "temeljna obrestna mera" - base interest rate) - indexation factor calculated as twelve month average of monthly consumer price index

F2) FREE MARKET (2)

COMMON SHARES

	Issuer	Trading code	First trading day	Nominal value of issue listed	Number of shares traded	Isin code	Sector
1	AGROKOMBINAT MARIBOR	AKMG	24 Sep 1999	403.808 SITm	403,808	SI 003110433 2	retail, fooder production for livestock, meat and milk products, granary services
2	AKTIVA AVANT	AAFR	16 Aug 2001	4.814.478 SITm	4,814,478	SI0021110620	holding companies management
3	ALPDOM RADOVLJICA	ALDG	7 Apr 2000	47.816 SITm	47,816	SI 003110938 0	real estate and residence management and sale, business engineering
4	ALPETOUR POTOVALNA AGENCIJA ŠKOFJA LOKA	APAG	2 Aug 2000	526.084 SITm	263,042	SI0031109893	passengers transportat
5	AVANT HOLDING LJUBLJANA	AVHR	14 Apr 2000	706.855 SITm	706,855	SI 003110948 9	holding companies management, enterprise and business consulting, market research and operating with fixed property
6	AVTO CELJE	AVCG	4 Feb 1997	418.077 SITm	418,077	SI0031102112	car sale and repair services
7	AVTOPREVOŽNIŠTVO IN SERVISI VELENJE	ASVG	1 Sep 1997	308.696 SITm	308,696	SI0031103151	transport company
8	BELINKA HOLDING LJUBLJANA	BELG	19 Oct 2000	2.702.532 SITm	2,702,532	SI 003110216 1	holding companies management
9	BOHOR ŽAGA IN FURNIRNICA ŠENTJUR	BFUG	18 June 1997	209.170 SITm	209,170	SI0031102757	sawmill and veneer production
10	CAPITA LJUBLJANA	CAP1	5 Sep 1997	582.021 SITm	582,021	SI0021100035	holding companies management
11	CEMENTARNA TRBOVLJE	CTRG	29 May 2000	1.766 SITm	176,600	SI 003110962 0	cement production
12	CERTIUS HOLDING	CERR	15 Jan 2001	1.875.377 SITm	1,875,377	SI0031110446	holding companies management
13	CETIS CELJE	CETG	10 Mar 1997	2.400 SITm	200,000	SI0031100843	paper industry and graphics
14	CINKARNA CELJE	CICG	6 Mar 1998	4.874.862 SITm	812,477	SI0031103805	metallurgic and chemical industry
15	CM CELJE	CEMG	1 Mar 2001	643.570 SITm	64,357	SI0031109885	design, construction and reconstruction of roads, highways and other traffic areas
16	COLOR MEDVODE	COMG	15 Jan 1998	1.607.402 SITm	803,701	SI0031103607	resin, colours and varnish industry
17	CREINA KRANJ	CRKG	21 Feb 2000	194.376 SITm	48,594	SI 003110915 8	production and wholesale of agricultural and industrial machines and gadgets
18	DADAS MARIBOR	DAD	16 Sep 1997	125.28 SITm	31,320	SI0031100769	financial consultancy and services
19	DANA MIRNA	DMRG	7 June 1999	356.128 SITm	356,128	SI 003110520 6	secondary industry of fruit processing and production of alcohol and non-alcohol drinks
20	DOM SMREKA	DSMG	21 Sep 1999	406.199 SITm	406,199	SI 003110725 1	retail of construction material, heating and wood
21	DRAVINJSKI DOM SLOVENSKE KONJICE	DSKG	19 May 2000	216.560 SITm	216,560	SI 003110958 8	wholesale and retail of food and non-food products
22	DZS LJUBLJANA	DZS	12 May 1999	1.429.368 SITm	1,429,368	SI 003110527 1	publishing and trading
23	EGOLES ŠKOFJA LOKA	GKRG	17 Sep 1999	258.3 SITm	258,300	SI 003110714 5	forest management and sale of wood products
24	ELMO LJUBLJANA	IELG	22 Feb 2001	708 SITm	708,000	SI0031110263	electrical installations
25	FRUCTAL AJDOVŠČINA	FRAG	6 Jan 1998	2.504.151 SITm	2,504,151	SI0031103599	food-processing industry
26	GEA COLLEGE LJUBLJANA	GEAR	5 Jan 1995	147.885 SITm	147,885	SI0031100801	consulting
27	GEA TOVARNA OLJA SLOV.BISTRICA	GSBG	30 June 1996	660.348 SITm	660,348	SI0031101296	oil - producing industry
28	GRAD PRESTRANEK	GDPR	1 Feb 2000	345.88 SITm	43,235	SI 003110898 6	revitalisation and renewal of the Prestranek estate; catering and tourist activities; horse breeding
29	GRADIS GP LJUBLJANA	GLJG	12 July 1999	609.5 SITm	304,750	SI 003110393 8	construction
30	GRAND HOTEL UNION LJUBLJANA	GHUG	5 Jan 2000	1.814.613 SITm	1,814,613	SI 003110865 5	hotel industry
31	GORENJSKI TISK KRANJ	GTKG	19 Sep 1996	960.176 SITm	960,176	SI 003110119 7	graphics services
32	GORIŠKE OPEKARNE RENČE	GORG	8 Mar 1999	392.725 SITm	392,725	SI0031104993	production of different clay brick products
33	GOZDNO GOSPODARSTVO BLEJ	GGBG	27 Dec 1999	611.9 SITm	611,900	SI 003110737 6	forest management
34	GOZDNO GOSPODARSTVO POSTOJNA	GZPG	30 June 1999	489.52 SITm	489,520	SI 003110571 9	forest management and sale of wood products
35	HELIOS DOMŽALE	HDOG	19 Sep 1996	2.198.61 SITm	219,861	SI0031101148	intermediary on fuel, mine sector
36	HIDROTEHNIK LJUBLJANA	VHLG	5 July 1999	330.034 SITm	330,034	SI 003110551 1	building industry and protection against flood damage
37	HIPOTEKARNA BANKA BREŽICE	HBR	14 Dec 1998	600 SITm	300,000	SI0021100746	banking
38	HOTELI PALACE PORTOROŽ	PALG	7 Oct 1997	2.346.102 SITm	2,346,102	SI0031103300	hotel industry
39	IMP ČRPALKE	ICRG	9 Sep 1998	333.034 SITm	333,034	SI0031104340	production of pumps
40	INLES RIBNICA	IHPG	8 Oct 1999	1.111.050 SITm	555,525	SI 003110745 9	production of furniture
41	INTARA LJUBLJANA	INTR	5 Jan 1995	101 SITm	101,000	SI0031101148	brokerage house
42	INTEGRAL JESENICE	INJG	14 Sep 1999	243.784 SITm	243,784	SI 003110708 7	merchandise and passenger transport, motor vehicle service and repairs
43	INTERTRADE ITA LJUBLJANA	INRG	20 Oct 1997	695.31 SITm	69,531	SI0031103334	mechanical engineering representative
44	INTERTRADE ITS LJUBLJANA	ITSG	24 Apr 1998	1.260 SITm	1,260,000	SI0031103946	information and computer service
45	INTES MARIBOR	IMTG	9 Mar 2000	549.982 SITm	549,982	SI 003110920 8	cereal processing and production of farinaceous food
46	JADRAN SEŽANA	JASG	23 Sep 1996	226.334 SITm	226,334	SI0031101544	commerce industry
47	JATA LJUBLJANA	JMLG	23 Sep 1996	1.196.02 SITm	119,602	SI0031101536	production and processing of poultry meat
48	JATA EMONA	JAMR	15 Jan 2002	3.197.534 SITm	3,197,534	SI0031111097	production and retailing of poultry meat
49	JAVOR PIVKA	JPIG	13 Nov 2000	1.194.7 SITm	1,194,700	SI0031109109	production of plywood, bound and layer wood, fibre and other slabs
50	JELEN SLOVENSKE KONJICE	JESG	29 Nov 1999	50.849 SITm	50,849	SI 003110430 8	restaurant & hotel capacities
51	JUTEKS ŽALEC	JTKG	2 Nov 1999	641.432 SITm	641,432	SI 003110786 3	carpet production on various linings
52	KEMA PUCONCI	KEPG	17 Dec 1998	217.346 SITm	217,346	SI 003110420 9	production of special building materials
53	KOVINOTEHNA CELJE	KCEG	17 Jul 1996 (5 Nov 2001 free market)	4.124.504 SITm	4,124,504	SI0031100157	iron and nonferrous metals production - wholesale trade, retail trade
54	KLASJE CELJE	KLAG	2 July 1999	734.716 SITm	734,716	SI 0031105487	bread, pastries and sweets production
55	KMETIJSKI KOMBINAT PTUJ	KMPG	27 Oct 1998	2.531.109 SITm	2,531,109	SI0031104563	agriculture and meat products
56	KD HOLDING	KDHR	5 Feb 2001	7.399.752 SITm	924,969	SI0031110461	holding companies management
57	KD INVESTMENTS	KDZR	3 Aug 1998	160 SITm	20,000	SI0021103880	investments
58	KOMPAS HOTELI KRANJSKA GORA	KHKG	31 May 1996	1.627 SITm	162,700	SI0031100520	tourism, hotel industry
59	KS-1 NALOŽBE	KSNR	10 Aug 2001	417.8783 SITm	4,178,783	SI0021110893	holding companies management
60	KOŠAKI TMI MARIBOR	TKMG	11 Oct 1999	432.36 SITm	43,236	SI 003110424 1	secondary meat industry and production of meat products
61	KRUH PECIVO MARIBOR	KPEG	2 July 1997	555.934 SITm	555,934	SI0031102955	bread and pastries production
62	LESNINA EMMI SLOV.BISTRICA	LSBG	8 May 1996	684.037 SITm	684,037	SI0031100355	aluminium and wood production
63	LESNINA	MILG	12 Jan 2002	2.906.81 SITm	76,495	SI0031111162	wholesale and retail of furniture

F2) FREE MARKET (3)

COMMON SHARES

	Issuer	Trading code	First trading day	Nominal value of issue listed	Number of shares traded	Isin code	Sector
64	LIP BLEED	LLBG	12 Jan 2000	2,155.899 SITm	2,155,899	SI 003110871 3	wood manufacturing
65	LIV POSTOJNA	LIVG	16 Nov 1999	1,616 SITm	161,600	SI 003110796 2	production of vacuum cleaners, plastic tubes and fittings, bicycles, hydraulic elevators and concrete mixers
66	LIZ INŽENIRING LJUBLJANA	LIZG	11 Mar 1999	188,677 SITm	188,677	SI 003110371 4	consulting and engineering in object construction
67	MARINA PORTOROŽ	MAPG	19 Sep 1996	627,864 SITm	313,932	SI0031100587	nautical and hotel industry
68	OLJARICA KRANJ	MOKG	27 Jan 1999	704,04 SITm	70,404	SI 003110201 3	production of cooking oil
69	MEDALJON MARIBOR	MEDR	12 Oct 1999	1,734 SITm	1,734,000	SI 003110691 5	management of holding companies, business operations of own real estate and renting own real estate
70	MEDVŠEK PUŠNIK LJUBLJANA	MPL	12 Dec 1997	160 SITm	80,000	SI0021103245	financial consulting
71	MELAMIN KOČEVJE	MKOG	23 Sep 1996	466,489 SITm	466,489	SI003110201	chemical industry
72	MERCATA HOLDING	MEHR	30 Jan 2001	2,898,918 SITm	2,898,918	SI0031110065	holding companies management
73	MERCATA 1 HOLDING	MHLR	30 Jan 2001	2,693,249 SITm	2,693,249	SI0031110073	holding companies management
74	MESNA INDUSTRIJA PRIMORSKE	MIPG	19 June 2000	1,478,742 SITm	1,478,742	SI 003110969 5	meat processing industry; wholesale and retail trade with provisions
75	MITOL SEŽANA	MISG	15 May 1997	770,509 SITm	770,509	SI0031102716	production and sale of adhesive substances and resinous compound
76	MLADINSKA KNJIGA TISKARNA LJUBLJANA	MKTG	11 Oct 1999	1,039,54 SITm	103,954	SI 003110094 2	printing, publishing, retail and wholesale
77	MURALES LJUTOMER	MULG	2 Mar 2001	322,045 SITm	322,045	SI0031107780	production of wood furniture
78	MLAJ ZADOBROVA	MTZG	20 June 2001	67,062 SITm	67,062	SI0031110479	wood manufacturing
79	NAMA LJUBLJANA	NALG	20 Dec 1999	2,861,31 SITm	2,861,310	SI 003110269 0	retail trade and renting of business premises
80	NIKO ŽELEZNIKI	NKPG	17 Sep 1999	358,75 SITm	35,875	SI 003110717 8	office material, industrial paper-clips, electromagnets and other metal mechanisms production
81	NOVOLIT NOVA VAS	NNVG	6 Jan 1997	224,298 SITm	224,298	SI0031101684	production of building material used for construction elements
82	PINUS RAČE	PIRG	13 June 1996	1,482,03 SITm	148,203	SI0031100371	chemical industry
83	PLAMA PUR	POPG	6 Dec 1999	686,798 SITm	686,798	SI 003110822 6	production and refashioning of poliuretanic (plastic) foams
84	POM-INVEST	POIR	19 Oct 2001	2,241,983 SITm	2,241,983	SI0021110984	holding companies management
85	POTROŠNIK CELJE	POCG	12 Nov 1997	614,973 SITm	614,973	SI0031103425	retail trade
86	PULSAR HOLDING	PLHR	13 Aug 2001	939,319 SITm	939,319	SI0021110901	holding companies management
87	RAZVOJNA DRUŽBA LJUBLJANA	RDRO	5 Jan 1995	219,48 SITm	21,948	SI0031100751	consulting
88	RTC KRVAVEC	RKRG	17 Oct 1997	411,468 SITm	205,734	SI0031103284	transport of passengers, goods and various loads
89	RUDIS TRBOVLJE	RUTG	13 Sep 1996	516,996 SITm	516,996	SI0031100900	construction industry
90	SATURNUS AVTOOPREMA LJUBLJANA	SAAG	14 Apr 1997	966,122 SITm	483,061	SI0031102542	motorvehicles light equipment industry
91	SATURNUS EMBALAŽA LJUBLJANA	SELG	3 Nov 1997	840,64 SITm	84,064	SI0031103383	production of package
92	SAVINJA MOZIRJE	MSMG	21 Sep 1999	105,78 SITm	105,780	SI 003110685 7	retail of food and non-food provisions
93	SIJAJ HRASTNIK	SIHG	7 Oct 1999	268,8 SITm	26,880	SI 003110742 6	production of decorative lights and metal products
94	KD GROUP	SKDR	21 Dec 2000	198,352 SITm	99,176	SI0031110164	holding companies management
95	SLOVENIJALES LJUBLJANA	SLLG	8 May 1996	3,037,77 SITm	303,777	SI0031100405	commerce, engineering, representation
96	SVILA MARIBOR	SVMG	17 Jan 1997	1,263,478 SITm	1,263,478	SI0031102096	textile industry
97	SVILANIT KAMNIK	SKAG	14 Apr 1997	816,974 SITm	408,487	SI0031102450	textile industry
98	TEKSTINA AJDOVŠČINA	TEAG	12 Feb 1997	1,127,293 SITm	1,127,293	SI031102211	textile industry
99	TOPLICE DOBRNA	ZDDG	5 July 1999	682,01 SITm	682,010	SI031105396	medical services, tourist and hotel trade
100	TOSAMA DOMŽALE	TODG	13 Sep 1996	2,956,7 SITm	295,670	SI0031101361	sanitary material production
101	TOVARNA SLADKORJA ORMOŽ	TSOR	12 Apr 1996	4,971,63 SITm	497,163	SI0031100207	sugar production
102	TUS KO-SI SLOVENJ GRADEC	TUKG	9 Mar 2000	229,456 SITm	229,456	SI 003110924 0	production of non-woven materials
103	TUB SWATY MARIBOR	TUBG	30 Dec 1997	1,155,76 SITm	288,940	SI0031103441	production and trade of knife grinders
104	UNITAS LJUBLJANA	USLG	26 Nov 1998	145,115 SITm	145,115	SI0031104670	production of sanitary, water and gas fittings
105	UPIMO GROUP LJUBLJANA	UPGR	9 July 19997	215 SITm	215,000	SI0021102668	counseling services on trading and marketing and financial engineering
106	VALKARTON LOGATEC	VLOG	26 Jun 1997	852,097 SITm	852,097	SI0031102310	cardboard production
107	ZASAVSKI RAČUNSKI CENTER TRBOVLJE	ZRCG	27 Dec 1999	43,466 SITm	43,466	SI 003110856 4	consultancy engineering, electronic data processing, sale of software products
108	ZDRAVILIŠČE ROGAŠKA	RGS	11 Feb 1999	891,864 SITm	891,864	SI0031104894	health resort
109	ŽR - MONTER DRAVOGRAD	ZMDG	17 Sep 1999	275,835 SITm	275,835	SI 003110696 4	management of investment portfolios of subsidiaries

PREFERRED SHARES

	Issuer	Trading code	First trading day	Nominal value of issue listed	Number of shares traded	Isin code	Sector
1	HIPOTEKARNA BANKA BREŽICE	HBP	14 Dec 1998	159 SITm	79,500	SI0021200074	banking
2	KOVINOTEHNA CELJE	KCEU	17 Jul 1996 (5 Nov 2001 free market)	527,955 SITm	527,955	SI 003120001 5	iron and nonferrous metals production - wholesale trade, retail trade
3	KD HOLDING	KDHP	18 July 2001	2,131,304 SITm	266,413	SI0031200502	holding companies management
4	PRIMOFIN MARIBOR	PFNP	22 Sep 1997	500 SITm	10,000	SI0031200106	financial consultancy
5	ZDRAVILIŠČE ROGAŠKA	RGP	11 Feb 1999	55,636 SITm	27,818	SI0031200288	health resort

F2) FREE MARKET (4)

AUTHORISED INVESTMENT FUNDS

	Issuer	Trading code	First trading day	Nominal value of issue listed	Number of shares traded	Isin code	Sector
1	PID AKTIVA AVANT I LJUBLJANA	AAPR	22 Aug 2001	2,952.004 SITm	29,520,040	SI 002111063 8	authorised investment fund
2	ARKADA ENA LJUBLJANA	AR1N	14 Dec 1998	6,640.634 SITm	66,406,092	SI 002110579 4	authorised investment fund
5	ATENA 1.SKLAD LJUBLJANA	AT1N	12 Oct 1998	29,710.716 SITm	297,107,158	SI 002110582 8	authorised investment fund
6	CAPINVEST 2 LJUBLJANA	CAPN	24 Dec 1998	587.69 SITm	5,876,900	SI 002110622 2	authorised investment fund
7	INFOND ZLAT MARIBOR	IZ0N	29 June 1998	33,685.471 SITm	336,854,710	SI 002110586 9	authorised investment fund
8	KOMPAS SKLAD 2	KS2N	23 Jan 1998	4,429.324 SITm	44,293,242	SI 002110621 4	authorised investment fund
9	KOMPAS SKLAD 4	KS4N	29 Apr 1999	4,163.38 SITm	41,633,800	SI 002110588 5	authorised investment fund
10	KRONA KRONA	KR0N	8 Dec 1998	1,287.162 SITm	12,871,618	SI 002110589 3	authorised investment fund
11	KRONA SENIOR	SN0N	8 Dec 1998	7,317.043 SITm	73,170,428	SI 002110590 1	authorised investment fund
12	MAKSIMA 1 LJUBLJANA	MX1N	16 Nov 1998	21,664.6243 SITm	216,646,243	SI 002110593 5	authorised investment fund
13	MERCATA LJUBLJANA	MR0N	31 Aug 1998	2,892.3982 SITm	28,923,982	SI 002110598 4	authorised investment fund
14	MERCATA 1 LJUBLJANA	MR1N	31 Aug 1998	2,682.1153 SITm	26,821,153	SI 002110599 2	authorised investment fund
15	MODRA LINIJA KOPER	ML0N	7 Apr 1998	5,298.6743 SITm	52,986,743	SI 002110596 8	authorised investment fund
18	NACIONALNA FINANČNA DRUŽBA 1	NF1N	26 Oct 1998	15,833.012 SITm	160,580,300	SI 002110600 8	authorised investment fund
19	NACIONALNA FINANČNA DRUŽBA 2	NF2N	2 July 1999	29,137.966 SITm	291,379,659	SI 002110601 6	authorised investment fund
20	NIKA PID	NK0N	24 Apr 1998	3,257.470 SITm	32,574,698	SI 002110602 4	authorised investment fund
21	NIKA PID 1	NK1N	24 Apr 1998	3,091.110 SITm	30,911,102	SI 002110603 2	authorised investment fund
22	NIKA PID 2	NK2N	24 Apr 1998	1,255.587 SITm	12,555,868	SI 002110604 0	authorised investment fund
23	PID KMEČKA DRUŽBA	KDPN	9 Feb 2001	9,591.3558 SITm	95,913,558	SI 002111023 2	authorised investment fund
24	ID KMEČKA DRUŽBA	KDIN	9 Feb 2001	9,204.6145 SITm	92,046,145	SI 002111023 2	authorised investment fund
25	PLOD LJUBLJANA	PD0N	24 Sep 1999	1,047.802 SITm	10,478,017	SI 002110605 7	authorised investment fund
26	POMURSKA INV.DRUŽBA 1	PM1N	9 Nov 1998	3,592.394 SITm	35,923,940	SI 002110606 5	authorised investment fund
27	POOBLAŠČENA POMURSKA INV. DRUŽBA	PPIR	26 Oct 2001	2,296.74 SITm	22,967,400	SI 002111099 2	authorised investment fund
28	SETEV LJUBLJANA	ST1N	24 Sep 1999	1,540.537 SITm	15,405,373	SI 002110609 9	authorised investment fund
29	TRDNJAVA VELENJE	TR0N	14 June 1999	2,593.276 SITm	25,932,762	SI 002110612 3	authorised investment fund
30	TRDNJAVA I VELENJE	TR1N	5 July 1999	891.79 SITm	8,917,902	SI 002110613 1	authorised investment fund
31	TRGATEV LJUBLJANA	GT0N	24 Sep 1999	1,758.58 SITm	17,585,800	SI 002110619 8	authorised investment fund
32	TRIGLAV STEBER I	TG1N	2 Nov 1998	14,545.899 SITm	147,487,470	SI 002110610 7	authorised investment fund
33	TRIGLAV STEBER II	TG2N	14 June 1999	19,541.255 SITm	195,412,551	SI 002110611 5	authorised investment fund
34	VIPA INVEST	VS0S	29 Jan 2002	10,426.8115 SITm	104,268,115	SI0021111214	authorised investment fund
35	VIZIJA DPB NOVO MESTO	VZ0N	29 June 1998	4,407.463 SITm	44,074,632	SI 002110616 4	authorised investment fund
36	ZLATA MONETA I MARIBOR	ZM1N	31 Mar 1999	6,638.43 SITm	68,297,800	SI 002110617 2	authorised investment fund
37	ZLATA MONETA II MARIBOR	ZM2N	31 Mar 1999	8,233.376 SITm	82,333,757	SI 002110618 0	authorised investment fund
38	ZVON DVA MARIBOR	ZV2N	7 June 1999	14,122.471 SITm	141,224,712	SI 002110592 7	authorised investment fund
39	ZVON ENA MARIBOR	ZV1N	7 Dec 1998	13,461.31 SITm	137,974,360	SI 002110591 9	authorised investment fund

PENSION COUPONS

	Issuer	Trading code	First trading day	Nominal value of issue listed	Number of shares traded	Isin code	Sector
1	PENSION COUPONS	PBON	1 Oct 1999	13,735.154 SITm	137,351,538	SI 002990032 9	creating supplementary pension means and invalid insurance