



# MONTHLY STATISTICS LJUBLJANA STOCK EXCHANGE

April 2002

Year VIII, No. 4/02

## TURNOVER

Market	Turnover (in EUR)	Volume in pieces	Number of bargains
<b>Official market</b>	<b>122,669,167</b>	<b>2,559,516</b>	<b>14,314</b>
Shares	108,356,279	2,345,701	13,872
Bonds	14,312,888	213,815	442
<b>Free market</b>	<b>59,567,857</b>	<b>108,577,507</b>	<b>27,208</b>
Shares	16,474,715	1,335,197	4,420
Bonds	9,313,955	205,171	579
Authorised inv.funds	32,568,635	101,991,137	17,885
Pension coupons	1,210,552	5,046,002	4,324
Short-term securities	0	0	0
<b>Total</b>	<b>182,237,024</b>	<b>111,137,023</b>	<b>41,522</b>

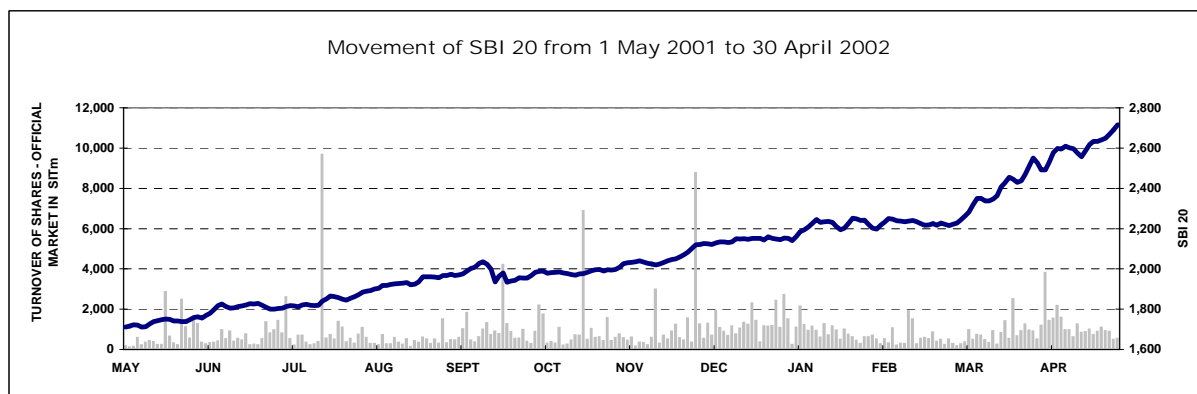
## MARKET SIZE

Market	Market capitalisation (in EURm)	Number of securities	Number of issuers
<b>Official market</b>	<b>5,546</b>	<b>108</b>	<b>56</b>
Shares	3,737	39	38
Bonds	1,808	69	18
<b>Free market</b>	<b>2,333</b>	<b>167</b>	<b>159</b>
Shares	881	115	112
Bonds	378	16	11
Inv.funds	1,048	35	35
Pension coupons	26	1	1
<b>Total</b>	<b>7,878</b>	<b>275</b>	<b>215</b>
Short-term securities	-	10	1

## NOMINAL RETURN

STOCK EXCHANGE INDICES	Nominal return in April 2002
Slovenian stock exchange index (SBI 20)	6.47%
Nonweighted slovenian stock exchange index (SBI 20NT)	5.86%
Free market index (IPT)	5.95%
Investment fund index (PIX)	20.12%
Bond index (BIO)	0.37%

INDUSTRIAL SECTOR INDICES	Nominal return in April 2002
Food and beverages	5.93%
Pharmaceuticals	11.63%
Chemicals	15.22%
Oil and gas	-0.74%
Transport	2.60%
Trade	7.19%





#### ISSUER

Ljubljana Stock Exchange Inc.  
Slovenska 56  
1000 Ljubljana

#### INFORMATIONS

E-mail:	info@ljse.si
Phone:	386 1 47-10-211 386 1 47-10-205
Contact persons:	Simon Mastnak, Ksenija Zver

#### STATISTICS ON WEB:

[http://www.ljse.si/StrAng/Trading/Menu/tr\\_dpl.htm](http://www.ljse.si/StrAng/Trading/Menu/tr_dpl.htm)

The screenshot shows the Ljubljana Stock Exchange website interface. At the top, there is a navigation bar with buttons for Back, Stop, Refresh, Home, Search, Favorites, History, Mail, Print, and Edit. The address bar shows the URL: [http://www.ljse.si/StrAng/Trading/Menu/tr\\_dpl.htm](http://www.ljse.si/StrAng/Trading/Menu/tr_dpl.htm).

The main content area features a "SITE MAP" section with a central graphic of a hand holding several colored buttons labeled: TRADING, INFORMATION, INVESTING, Ljubljana Stock Exchange (LJSE) PROFILE, Ljubljana Stock Exchange (LJSE) MEMBERS, and LISTING.

On the left side, there is a sidebar with the "BORZA" logo and a list of links: Topical, Price List, News Services, List of Securities, Investor Web Pages, Investor Fact Book, LJSE Member Web Pages, and Annual Report 2005. Below this is a "Top Five Official Market" section for 12.17.2001, listing the following data:

Turnover in SIT	
PHLS	148.724.001
RS2B	106.300.007
PETD	48.400.000
MRD	34.487.471
LEHA	34.343.787

Below the sidebar, there is a "On-Bse Orders" table with columns for Market, Value, and Qty. The data is as follows:

Market	Value	Qty
Index	2.151.07	0,00
SR00	1.735,82	0,00
PLK	1.057,94	0,00

At the bottom right, there is a "News" section with two headlines: "Signing a Memorandum of Co-Operation between Ljubljana and Zagreb Stock Exchanges" and "Ljubljana Stock Exchange sells its know-how and experience".

---

---

# INDEX

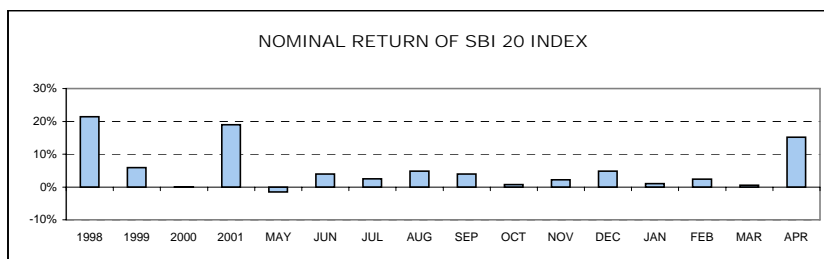
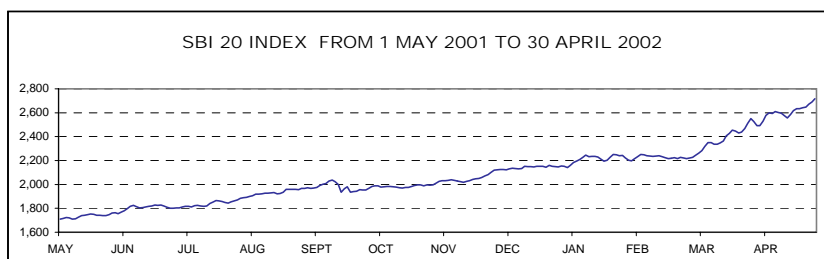
---

	Page
A) STOCK EXCHANGE INDICES	1
B) NUMBER OF ISSUERS, TRADED SECURITIES AND MEMBERS	4
C) TURNOVER	5
<b>C1) Monthly turnover by securities on official market</b>	5
<b>C2) Monthly turnover by securities on free market</b>	7
<b>C3) Most traded securities in last month</b>	12
<b>C4) Turnover by LJSE members</b>	13
<b>C5) Turnover in years 2000 and 2002</b>	14
D) MARKET CAPITALISATION	16
<b>D1) Market capitalisation of shares</b>	17
<b>D2) Market capitalisation of bonds</b>	20
<b>D3) Market capitalisation of authorised investment funds</b>	22
E) OTHER	23
<b>E1) Indicators (shares on official market)</b>	23
<b>E2) Record values</b>	24
<b>E3) New listed securities and changes in year 2001</b>	25
F) LIST OF SECURITIES	26
<b>F1) Official market</b>	26
<b>F2) Free market</b>	28

## A) STOCK EXCHANGE INDICES

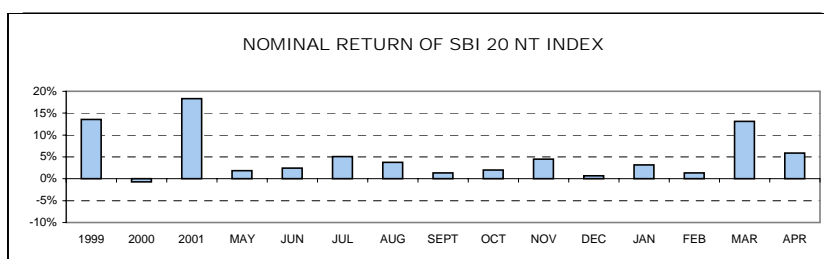
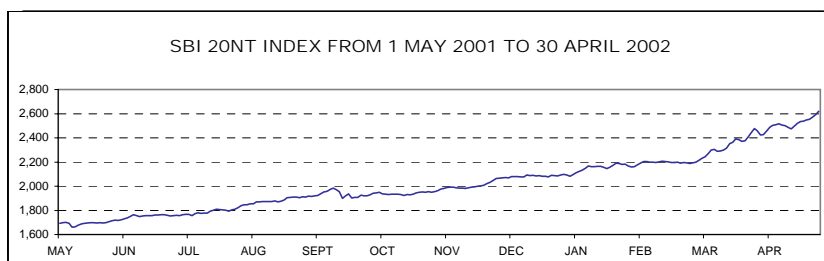
### SBI 20 - SLOVENE STOCK EXCHANGE INDEX

Year	Max	Date	Min	Date	Close	Nominal return
1994	1,598.03	28 June 1994	1,131.23	21 Oct 1994	1,396.81	39.68%
1995	1,590.17	9 Nov 1995	1,016.99	13 July 1995	1,448.75	3.72%
1996	1,589.18	13 Mar 1996	891.93	10 Sept 1996	1,183.26	-18.33%
1997	1,655.36	10 Feb 1997	1,156.14	6 Jan 1997	1,404.70	18.71%
1998	2,026.47	10 Aug 1998	1,378.49	6 Jan 1998	1,705.77	21.43%
1999	1,981.87	19 Feb 1999	1,679.48	5 Jan 1999	1,806.26	5.89%
2000	1,903.66	24 Jan 2000	1,584.23	25 May 2000	1,807.94	0.09%
2001	2,159.35	19 Dec 2001	1,700.24	25 Apr 2001	2,151.59	19.01%
Year 2002	Max	Date	Min	Date	Close	Nominal return
January	2,251.87	24 Jan 2002	2,140.80	3 Jan 2002	2,202.96	2.39%
February	2,250.00	6 Feb 2002	2,197.68	1 Feb 2002	2,214.80	0.54%
March	2,550.55	29 Mar 2002	2,220.76	1 Mar 2002	2,550.55	15.16%
April	2,715.65	30 Apr 2002	2,492.27	4 Apr 2002	2,715.65	6.47%



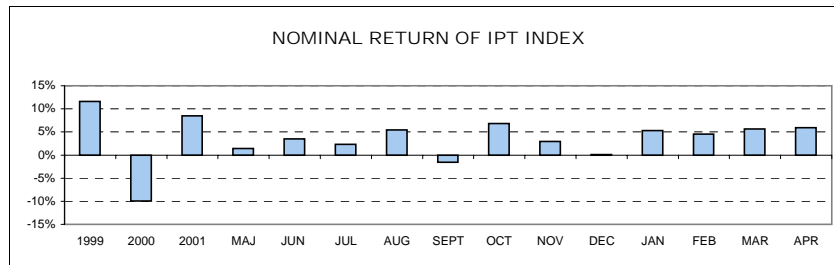
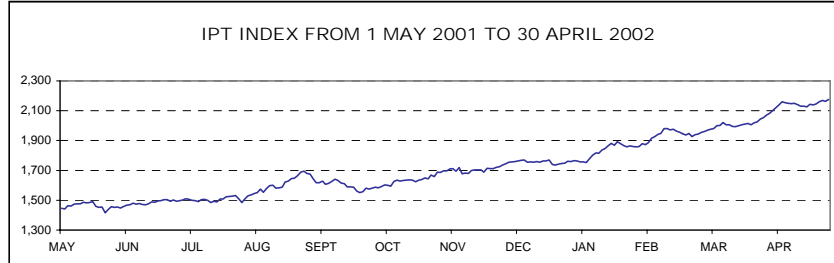
### SBI 20NT - NON-WEIGHTED SLOVENE STOCK EXCHANGE INDEX

Year	Max	Date	Min	Date	Close	Nominal return
1998	1,706.07	10 Aug 1998	1,437.30	30 June 1998	1,568.87	n.a.
1999	1,871.02	8 Sept 1999	1,548.95	5 Jan 1999	1,782.03	13.59%
2000	1,841.63	25 Jan 2000	1,585.48	25 May 2000	1,769.15	-0.72%
2001	2,096.75	27 Dec 2001	1,661.96	9 May 2001	2,092.66	18.29%
Year 2002	Max	Date	Min	Date	Close	Nominal return
January	2,191.90	24 Jan 2002	2,082.58	3 Jan 2002	2,159.19	3.18%
February	2,207.69	15 Feb 2002	2,160.71	1 Feb 2002	2,188.24	1.35%
March	2,475.76	29 Mar 2002	2,193.11	1 Mar 2002	2,475.76	13.14%
April	2,620.90	30 Apr 2002	2,422.94	3 Apr 2002	2,620.90	5.86%



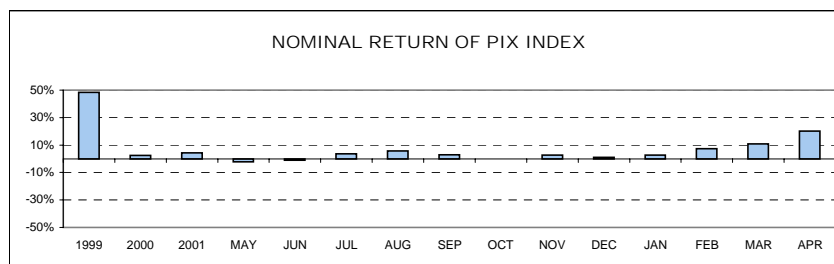
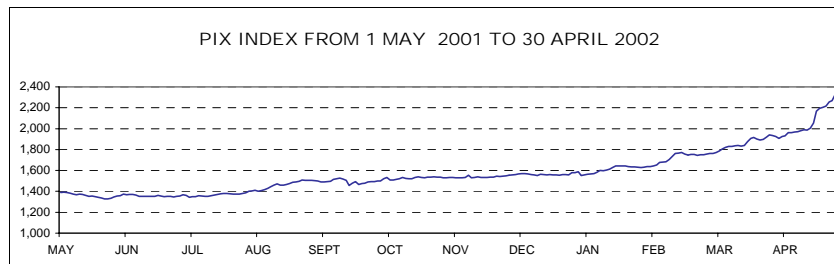
## IPT - FREE MARKET INDEX

Year	Max	Date	Min	Date	Close	Nominal return
<b>1998</b>	1,795.31	11 Aug 1998	1,318.83	1 July 1998	1,618.99	n.a.
<b>1999</b>	1,806.98	30 Dec 1999	1,504.61	3 Aug 1999	1,806.98	11.61%
<b>2000</b>	1,772.76	24 Jan 2000	1,469.64	26 Oct 2000	1,627.44	-9.94%
<b>2001</b>	1,769.69	14 Dec 2001	1,415.06	23 May 2001	1,765.60	8.49%
Year 2001	Max	Date	Min	Date	Close	Nominal return
<b>January</b>	1,892.35	22 Jan 2002	1,753.43	8 Jan 2002	1,859.61	5.32%
<b>February</b>	1,980.90	14 Feb 2002	1,872.99	4 Feb 2002	1,943.48	4.51%
<b>March</b>	2,053.15	29 Mar 2002	1,953.70	1 Mar 2002	2,053.15	5.64%
<b>April</b>	2,175.30	30 Apr 2002	2,071.00	2 Apr 2002	2,175.30	5.95%



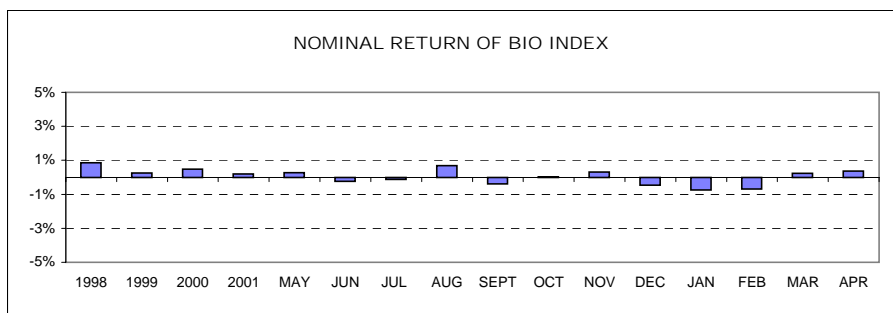
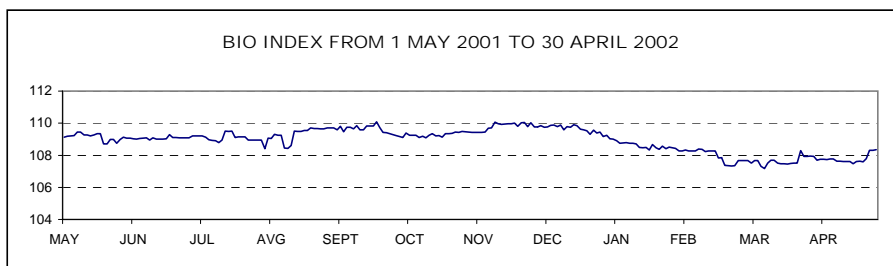
## PIX - AUTHORISED INVESTMENT FUNDS INDEX

Year	Max	Date	Min	Date	Close	Nominal return
<b>1999</b>	1,633.77	8 Sep 1999	965.15	5 Jan 1999	1,483.50	48.35%
<b>2000</b>	1,572.13	17 Jan 2000	1,097.07	25 May 2000	1,520.79	2.51%
<b>2001</b>	1,588.02	28 Dec 2001	1,328.44	23 May 2001	1,588.02	4.42%
Year 2001	Max	Date	Min	Date	Close	Nominal return
<b>January</b>	1,644.33	21 Jan 2002	1,551.00	3 Jan 2002	1,630.72	2.69%
<b>February</b>	1,773.32	19 Feb 2002	1,636.69	1 Feb 2002	1,751.32	7.40%
<b>March</b>	1,939.44	29 Mar 2002	1,755.84	1 Mar 2002	1,939.44	10.74%
<b>April</b>	2,329.56	30 Apr 2002	1,907.18	4 Apr 2002	2,329.56	20.12%



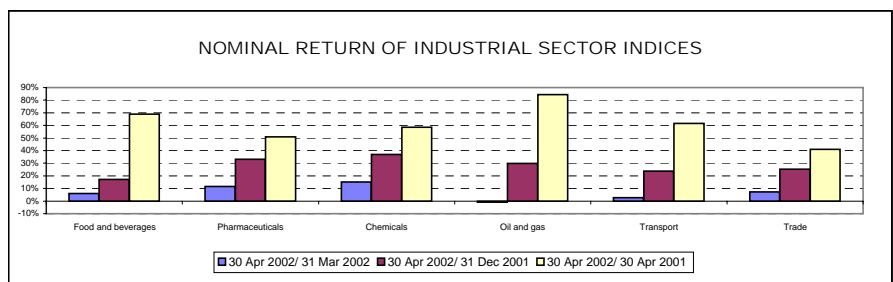
## BIO - STOCK EXCHANGE BOND INDEX

Year	Max	Date	Min	Date	Close	Nominal return
1995	113.52	14 Dec 1995	100.46	5 July 1995	111.68	11.68%
1996	111.96	8 Jan 1996	106.61	28 June 1996	107.89	-3.39%
1997	110.97	8 Apr 1997	104.90	29 Jan 1997	107.31	-0.54%
1998	108.22	30 Dec 1998	101.68	25 May 1998	108.22	0.85%
1999	110.52	4 Feb 1999	104.53	16 Aug 1999	108.50	0.26%
2000	109.63	15 Dec 2000	103.96	9 June 2000	109.03	0.49%
2001	110.08	17 Sept 2001	107.81	21 Mar 2001	109.25	0.20%
Year 2001	Max	Date	Min	Date	Close	Nominal return
January	109.03	3 Jan 2002	108.33	21 Jan 2002	108.43	-0.75%
February	108.39	12 Feb 2002	107.34	26 Feb 2002	107.68	-0.69%
March	108.29	27 Mar 2002	107.17	12 Mar 2002	107.94	0.24%
April	108.34	30 Apr 2002	107.47	19 Apr 2002	108.34	0.37%



## INDUSTRIAL SECTOR INDICES

SECTOR	Value as of 30 Apr 2002	Nominal return		
		30 Apr 2002/ 31 Mar 2002	30 Apr 2002/ 31 Dec 2001	30 Apr 2002/ 30 Apr 2001
Food and beverages	2,546.98	5.93%	17.09%	68.93%
Pharmaceuticals	2,821.13	11.63%	33.08%	50.81%
Chemicals	2,563.99	15.22%	36.91%	58.54%
Oil and gas	3,349.40	-0.74%	29.84%	84.50%
Transport	2,527.10	2.60%	23.74%	61.70%
Trade	2,222.45	7.19%	25.39%	40.92%



B) NUMBER OF ISSUERS, TRADED SECURITIES AND  
MEMBERS

	31 Dec 2000	30 Apr 2001	31 Dec 2001	31 Mar 2002	30 Apr 2002
<b>NUMBER OF ISSUERS</b>	<b>225</b>	<b>231</b>	<b>221</b>	<b>213</b>	<b>215</b>
<b>Official market</b>	<b>58</b>	<b>60</b>	<b>57</b>	<b>56</b>	<b>56</b>
Shares	38	40	38	38	38
Bonds	20	20	19	18	18
<b>Free market</b>	<b>167</b>	<b>171</b>	<b>164</b>	<b>157</b>	<b>159</b>
Shares	111	114	113	110	112
Bonds	11	12	12	11	11
Investment funds	44	44	38	35	35
Pension coupons	1	1	1	1	1
	31 Dec 2000	30 Apr 2001	31 Dec 2001	31 Mar 2002	30 Apr 2002
<b>NUMBER OF SECURITIES</b>	<b>267</b>	<b>277</b>	<b>271</b>	<b>270</b>	<b>275</b>
<b>Official market</b>	<b>94</b>	<b>100</b>	<b>100</b>	<b>105</b>	<b>108</b>
Shares	40	42	39	39	39
Bonds	54	58	61	66	69
<b>Free market</b>	<b>173</b>	<b>177</b>	<b>171</b>	<b>165</b>	<b>167</b>
Shares	114	117	117	114	115
Bonds	14	15	15	15	16
Investment funds	44	44	38	35	35
Pension coupons	1	1	1	1	1
<b>Short term securities</b>	<b>8</b>	<b>10</b>	<b>10</b>	<b>10</b>	<b>10</b>
<b>Privatisation shares</b>	<b>176</b>	<b>180</b>	<b>166</b>	<b>158</b>	<b>159</b>
Official market	33	35	32	32	32
Free market - shares	99	101	96	92	93
Free market - investment funds	44	44	38	34	34
	31 Dec 2000	30 Apr 2001	31 Dec 2001	31 Mar 2002	30 Apr 2002
<b>NUMBER OF MEMBERS</b>	<b>34</b>	<b>32</b>	<b>31</b>	<b>30</b>	<b>30</b>

## C) TURNOVER

### C1) TURNOVER BY SECURITIES ON OFFICIAL MARKET IN APRIL 2002

#### 1. Shares

Issue	Total (in SIT)	Total (in EUR)	Block trades (in SIT)	Cross trades (in SIT)	Share in total turnover on official market	Share in turnover of shares	Volume in pieces	Number of bargains
<b>Total shares</b>	<b>24,326,522,540</b>	<b>108,356,279</b>	<b>8,267,303,657</b>	<b>2,864,571,559</b>	<b>88.33%</b>	<b>100.00%</b>	<b>2,345,701</b>	<b>13,872</b>
<b>Common shares</b>	<b>24,239,011,302</b>	<b>107,966,514</b>	<b>8,267,303,657</b>	<b>2,844,027,711</b>	<b>88.01%</b>	<b>99.64%</b>	<b>2,343,843</b>	<b>13,798</b>
1 LEK	4,534,532,363	20,195,685	1,842,400,042	191,164,985	16.46%	18.64%	80,523	1,842
2 KRKA	3,806,176,898	16,949,278	583,650,240	423,960,812	13.82%	15.65%	109,591	2,368
3 PIVOVARNA LAŠKO	3,190,491,109	14,211,861	924,912,837	390,232,855	11.58%	13.12%	511,879	1,645
4 BANKA KOPER	2,717,016,292	12,113,465	2,710,247,377	2,945,314	9.87%	11.17%	26,703	32
5 PETROL	1,896,469,641	8,446,317	692,572,975	143,662,191	6.89%	7.80%	66,935	1,238
6 GORENJE	1,543,468,985	6,873,561	217,411,350	74,931,383	5.60%	6.34%	537,471	1,287
7 MERCATOR	1,177,121,180	5,242,314	348,926,178	137,884,424	4.27%	4.84%	60,705	904
8 DROGA PORTOROŽ	765,044,752	3,408,113	432,000,000	151,087,971	2.78%	3.14%	12,716	159
9 SAVA	578,593,254	2,576,355	30,000,000	362,896,583	2.10%	2.38%	25,869	444
10 DELO	558,538,128	2,488,596	0	470,482,601	2.03%	2.30%	31,279	85
11 LUKA KOPER	505,869,261	2,252,164	124,475,603	32,540,487	1.84%	2.08%	124,186	515
12 INTEREUROPA	432,908,898	1,927,784	0	102,615,308	1.57%	1.78%	92,887	263
13 ZDRAVILIŠČE MORAVSKE TOPLICE	311,243,094	1,385,934	65,987,355	31,921,097	1.13%	1.28%	159,386	448
14 KOLINSKA	304,636,262	1,356,446	31,990,000	69,729,059	1.11%	1.25%	79,209	284
15 TERME ČATEŽ IMENSKE	293,738,997	1,308,790	0	6,320,285	1.07%	1.21%	14,381	217
16 ŽITO	288,195,937	1,283,903	0	14,511,660	1.05%	1.18%	12,390	449
17 MLINOTEST	204,657,334	912,057	146,054,700	48,231,749	0.74%	0.84%	122,365	56
18 ISTRABENZ	201,733,419	898,528	0	75,264,639	0.73%	0.83%	32,384	338
19 MERKUR	182,171,842	811,324	0	21,798,918	0.66%	0.75%	9,966	252
20 ŽVILA KRANJ	173,064,244	770,807	0	8,261,040	0.63%	0.71%	10,563	282
21 KOMPAS MTS	110,282,545	491,150	56,000,000	29,071,740	0.40%	0.45%	74,881	55
22 RADENSKA	92,294,140	411,216	60,675,000	5,883,057	0.34%	0.38%	61,585	145
23 ETOL	84,690,177	377,088	0	1,693,000	0.31%	0.35%	2,873	66
24 COMET	73,956,790	329,306	0	26,075,511	0.27%	0.30%	34,828	43
25 SALUS B series	49,915,469	222,230	0	3,619,997	0.18%	0.21%	738	41
26 AERODROM	48,680,255	216,742	0	3,427,749	0.18%	0.20%	12,900	65
27 DELO PRODAJA	38,880,019	173,104	0	69,000	0.14%	0.16%	7,094	39
28 EMONA OBALA KOPER	26,285,811	117,013	0	679,531	0.10%	0.11%	11,604	79
29 GEODETSKI ZAVOD SLOVENIJE	25,842,822	115,150	0	11,606,105	0.09%	0.11%	13,614	65
30 PIVOVARNA UNION	13,629,643	60,703	0	0	0.05%	0.06%	194	41
31 GRADB.PODJETJE GROSUPLJE	5,435,050	24,188	0	1,129,500	0.02%	0.02%	1,146	10
32 TEHNOUNION	2,085,596	9,285	0	0	0.01%	0.01%	242	14
33 SKB BANKA	1,306,829	5,815	0	313,079	0.00%	0.01%	720	19
34 KOLONIALE VELETRGOVINA	49,826	222	0	16,081	0.00%	0.00%	30	6
35 NIKA	4,440	20	0	0	0.00%	0.00%	6	2
36 BLAGOV.TRGOVINSKI CENTER BTC	0	0	0	0	0.00%	0.00%	0	0
<b>Preferred shares</b>	<b>87,511,238</b>	<b>389,765</b>	<b>0</b>	<b>20,543,848</b>	<b>0.32%</b>	<b>0.36%</b>	<b>1,858</b>	<b>74</b>
1 LEK	82,106,517	365,697	0	16,628,977	0.30%	0.34%	1,509	68
2 VIPA BANKA	3,909,954	17,417	0	3,909,954	0.01%	0.02%	46	1
3 PROBANKA IMENSKE	1,494,767	6,651	0	4,917	0.01%	0.01%	303	5



## 2. Bonds

Issue	Total (in SIT)	Total (in EUR)	Block trades (in SIT)	Cross trades (in SIT)	Share in total turnover on official market	Share in turnover of bonds	Volume in pieces	Number of bargains
<b>Total bonds</b>	<b>3,214,593,688</b>	<b>14,312,888</b>	<b>1,789,702,062</b>	<b>564,199,462</b>	<b>11.67%</b>	<b>100.00%</b>	<b>213,815</b>	<b>442</b>
1 REPUBLIKA SLOVENIJA 28 <sup>th</sup> issue	635,434,768	2,829,305	518,021,260	102,511,665	2.31%	19.77%	62,540	25
2 REPUBLIKA SLOVENIJA 29 <sup>th</sup> issue	301,091,893	1,341,219	191,178,862	17,572,961	1.09%	9.37%	13,425	30
3 REPUBLIKA SLOVENIJA 26 <sup>th</sup> issue	298,701,585	1,330,291	57,367,194	15,842,065	1.08%	9.29%	13,257	78
4 REPUBLIKA SLOVENIJA 27 <sup>th</sup> issue	297,380,330	1,324,439	127,382,120	144,494,310	1.08%	9.25%	28,718	36
5 REPUBLIKA SLOVENIJA 37 <sup>th</sup> issue	262,760,700	1,168,474	255,750,000	6,908,400			25,694	3
6 REPUBLIKA SLOVENIJA 36 <sup>th</sup> issue	249,258,075	1,110,339	248,096,850	0	0.91%	7.75%	25,152	4
7 REPUBLIKA SLOVENIJA 4 <sup>th</sup> issue	170,787,689	760,285	0	5,777,487	0.62%	5.31%	1,783	32
8 BANKA VIPA 6 <sup>th</sup> issue	150,198,198	668,813	42,049,240	504,433	0.55%	4.67%	3,568	11
9 REPUBLIKA SLOVENIJA 32 <sup>nd</sup> issue	131,490,273	585,202	127,655,676	0	0.48%	4.09%	5,840	4
10 ABANKA 4 <sup>th</sup> issue	116,948,681	520,375	68,893,272	40,340,843	0.42%	3.64%	5,178	25
11 REPUBLIKA SLOVENIJA 14 <sup>th</sup> issue	105,642,433	470,734	0	0	0.38%	3.29%	9,751	11
12 REPUBLIKA SLOVENIJA 33 <sup>rd</sup> issue	86,365,433	384,426	82,704,957	3,660,476			632	4
13 BANKA VIPA 5 <sup>th</sup> issue	48,446,841	215,800	31,017,695	1,021,819	0.18%	1.51%	1,328	4
14 REPUBLIKA SLOVENIJA 12 <sup>th</sup> issue	40,530,750	180,385	39,584,936	945,814	0.15%	1.26%	3,767	3
15 STANOVANJSKI SKLAD 2 <sup>nd</sup> issue	31,185,367	138,756	0	30,859,044	0.11%	0.97%	285	13
16 ABANKA 5 <sup>th</sup> issue	30,843,926	137,288	0	30,843,926	0.11%	0.96%	1,349	3
17 SLOVENSKA RAZVOJNA DRUŽBA	29,081,297	129,558	0	22,501,269	0.11%	0.90%	256	19
18 ABANKA 3 <sup>rd</sup> issue	28,193,778	125,478	0	28,193,778	0.10%	0.88%	1,280	4
19 BTC HIPOTEKARNE OBVEZNICE	27,042,749	120,456	0	3,064,006	0.10%	0.84%	2,478	25
20 REPUBLIKA SLOVENIJA 38 <sup>th</sup> issue	20,238,759	90,000	0	0			900	4
21 BANKA ZASAVJE OBVEZNICE 2 <sup>nd</sup> issue	18,810,343	83,902	0	18,697,795	0.07%	0.59%	325	2
22 NLB 3 <sup>rd</sup> issue	17,081,682	76,000	0	17,081,682	0.06%	0.53%	76	5
23 BANKA CELJE 3 <sup>rd</sup> issue	14,379,277	64,123	0	4,613,684	0.05%	0.45%	633	3
24 SKB OBVEZNICE 4 <sup>th</sup> issue, A series	13,069,000	58,174	0	13,069,000	0.05%	0.41%	131	6
25 REPUBLIKA SLOVENIJA 35 <sup>th</sup> issue	10,110,000	44,982	0	10,110,000	0.04%	0.31%	1,000	1
26 REPUBLIKA SLOVENIJA 10 <sup>th</sup> issue	8,597,039	38,259	0	4,031,118	0.03%	0.27%	944	8
27 REPUBLIKA SLOVENIJA 24 <sup>th</sup> issue	8,268,519	36,852	0	6,248,519	0.03%	0.26%	819	3
28 REPUBLIKA SLOVENIJA 18 <sup>th</sup> issue	7,645,419	34,070	0	859,834	0.03%	0.24%	330	6
29 REPUBLIKA SLOVENIJA 25 <sup>th</sup> issue	6,713,759	29,886	0	6,601,779	0.02%	0.21%	660	11
30 REPUBLIKA SLOVENIJA 15 <sup>th</sup> issue, H series	6,661,475	29,642	0	6,661,475	0.02%	0.21%	36	2
31 NLB TOLARSKE	6,640,830	29,562	0	3,400,413	0.02%	0.21%	45	6
32 SKB OBVEZNICE 3 <sup>rd</sup> issue	6,238,688	27,782	0	1,068,878	0.02%	0.19%	181	7
33 REPUBLIKA SLOVENIJA 17 <sup>th</sup> issue	5,762,400	25,661	0	0	0.02%	0.18%	560	1
34 NLB 2 <sup>nd</sup> issue, A series	4,311,055	19,198	0	4,311,055	0.02%	0.13%	35	2
35 HOTELI BERNARDIN	3,635,507	16,183	0	2,458,898	0.01%	0.11%	34	6
36 REPUBLIKA SLOVENIJA 20 <sup>th</sup> issue	2,787,800	12,405	0	2,121,200	0.01%	0.09%	276	7
37 ABANKA 1 <sup>st</sup> issue	2,674,215	11,906	0	2,556,972	0.01%	0.08%	46	4
38 KREKOVA BANKA 2 <sup>nd</sup> issue	1,664,923	7,414	0	1,262,673	0.01%	0.05%	29	3
39 REPUBLIKA SLOVENIJA 31 <sup>st</sup> issue	1,535,500	6,841	0	0	0.01%	0.05%	148	3
40 STANOVANJSKI SKLAD RS 1 <sup>st</sup> issue	1,364,966	6,077	0	585,048	0.00%	0.04%	175	2
41 NLB DEVIZNE	1,147,395	5,113	0	459,075	0.00%	0.04%	10	2
42 REPUBLIKA SLOVENIJA 15 <sup>th</sup> issue, E series	905,576	4,032	0	181,347	0.00%	0.03%	5	2
43 BANKA VIPA 3 <sup>rd</sup> issue	840,799	3,744	0	840,799	0.00%	0.03%	26	3
44 BANKA VIPA 4 <sup>th</sup> issue	473,989	2,110	0	473,989	0.00%	0.01%	12	2
45 REPUBLIKA SLOVENIJA 22 <sup>nd</sup> issue	410,000	1,824	0	410,000	0.00%	0.01%	40	1
46 SL ZADR.KMET.BANKA	334,958	1,491	0	334,958	0.00%	0.01%	10	1
47 SL_ZADR_KMET_BANKA 3 <sup>rd</sup> issue	280,272	1,249	0	280,272	0.00%	0.01%	27	1
48 REPUBLIKA SLOVENIJA 23 <sup>rd</sup> issue	231,202	1,030	0	231,202	0.00%	0.01%	10	1
49 REPUBLIKA SLOVENIJA 15 <sup>th</sup> issue, I series	188,074	838	0	0	0.00%	0.01%	1	1
50 REPUBLIKA SLOVENIJA 13 <sup>th</sup> issue	115,501	514	0	115,501	0.00%	0.00%	1	1
51 REPUBLIKA SLOVENIJA 19 <sup>th</sup> issue	90,000	401	0	90,000	0.00%	0.00%	9	1
52 BANKA CELJE 4 <sup>th</sup> issue	0	0	0	0	0.00%	0.00%	0	0
53 BANKA CELJE 5 <sup>th</sup> issue	0	0	0	0	0.00%	0.00%	0	0
54 BANKA VIPA 2 <sup>nd</sup> issue	0	0	0	0	0.00%	0.00%	0	0
55 BANKA VIPA 7 <sup>th</sup> issue	0	0	0	0	0.00%	0.00%	0	0
56 DOLENJSKA BANKA DEVIZNE	0	0	0	0	0.00%	0.00%	0	0
57 DOLENJSKA BANKA TOLARSKE	0	0	0	0	0.00%	0.00%	0	0
58 NFD INVESTICIJSKO SVETOVANJE	0	0	0	0	0.00%	0.00%	0	0
59 NLB 2 <sup>nd</sup> issue, B series	0	0	0	0	0.00%	0.00%	0	0
60 NOVA KBM 1 <sup>st</sup> issue	0	0	0	0	0.00%	0.00%	0	0
61 NOVA KBM 2 <sup>nd</sup> issue	0	0	0	0	0.00%	0.00%	0	0
62 NOVA KBM 3 <sup>rd</sup> issue, A series	0	0	0	0	0.00%	0.00%	0	0
63 NOVA KBM 3 <sup>rd</sup> issue, B series	0	0	0	0	0.00%	0.00%	0	0
64 PROBANKA 1 <sup>st</sup> issue	0	0	0	0	0.00%	0.00%	0	0
65 PROBANKA 2 <sup>nd</sup> issue	0	0	0	0	0.00%	0.00%	0	0
66 REPUBLIKA SLOVENIJA 16 <sup>th</sup> issue	0	0	0	0	0.00%	0.00%	0	0
67 REPUBLIKA SLOVENIJA 34 <sup>th</sup> issue	0	0	0	0	0.00%	0.00%	0	0
68 REPUBLIKA SLOVENIJA 8 <sup>th</sup> issue	0	0	0	0	0.00%	0.00%	0	0
69 RS08 TAX FREE BOND	0	0	0	0	0.00%	0.00%	0	0
70 SKB OBVEZNICE 4 <sup>th</sup> issue, B series	0	0	0	0	0.00%	0.00%	0	0
<b>Total official market</b>	<b>27,541,116,228</b>	<b>122,669,167</b>	<b>10,057,005,719</b>	<b>3,428,771,021</b>	<b>100.00%</b>	<b>-</b>	<b>2,559,516</b>	<b>14,314</b>

## C2) TURNOVER BY SECURITIES ON FREE MARKET IN APRIL 2002

## 1. Shares (1)

Issue	Total (in SIT)	Total (in EUR)	Block trades (in SIT)	Cross trades (in SIT)	Share in total turnover on free market	Share in turnover of shares	Volume in pieces	Number of bargains
<b>Shares</b>	<b>3,700,246,079</b>	<b>16,474,715</b>	<b>1,067,390,748</b>	<b>1,174,065,502</b>	<b>27.66%</b>	<b>100.00%</b>	<b>1,335,197</b>	<b>4,420</b>
<b>Common shares</b>	<b>3,674,559,681</b>	<b>16,360,332</b>	<b>1,067,390,748</b>	<b>1,168,426,853</b>	<b>27.47%</b>	<b>99.31%</b>	<b>1,331,054</b>	<b>4,152</b>
1 CINKARNA	732,189,210	3,262,595	41,160,000	476,829,266	5.47%	19.79%	37,790	209
2 DZS	635,620,860	2,827,696	572,869,900	25,534,500	4.75%	17.18%	139,540	35
3 HELIOS	370,399,298	1,648,301	204,000,000	15,377,206	2.77%	10.01%	6,269	108
4 KD HOLDING	304,705,811	1,356,459	30,088,935	22,557,176	2.28%	8.23%	28,818	643
5 BELINKA HOLDING	161,097,557	717,752	0	123,597,337	1.20%	4.35%	53,942	47
6 JATA-MESO	117,912,860	525,073	0	3,714,500	0.88%	3.19%	4,987	77
7 GORENJSKI TISK	114,961,736	511,418	0	110,252,236	0.86%	3.11%	44,737	18
8 PULSAR HOLDING	93,098,250	414,469	50,285,000	33,677,552	0.70%	2.52%	138,364	52
9 ALPETOUR POTOVALNA AGENCIJA	87,438,033	389,200	0	2,549,327	0.65%	2.36%	40,183	27
10 TOSAMA	86,096,850	383,396	0	40,468,780	0.64%	2.33%	6,656	108
11 GOZDNO GOSPODARSTVO BLEĐ	77,403,904	344,695	0	56,497,531	0.58%	2.09%	52,609	56
12 NAMA	70,732,390	314,700	69,816,913	0	0.53%	1.91%	58,044	5
13 MARINA PORTOROŽ	62,963,960	280,228	62,270,000	0	0.47%	1.70%	4,839	5
14 JUTEKS	54,602,319	243,341	0	26,581,250	0.41%	1.48%	5,301	51
15 MEDALJON	47,217,497	210,317	0	5,486,120	0.35%	1.28%	35,115	99
16 KMETIJSKI KOMBINAT PTUJ	37,588,955	167,492	0	21,342,615	0.28%	1.02%	41,192	186
17 RTC KRVAVEC IMENSKE	36,981,044	164,501	36,900,000	0	0.28%	1.00%	14,810	3
18 LIP BLEĐ	35,168,402	156,524	0	14,686,460	0.26%	0.95%	37,978	72
19 AKTIVA AVANT	33,263,604	148,138	0	9,382,511	0.25%	0.90%	58,999	320
20 TEKSTINA	32,691,883	145,546	0	11,726,282	0.24%	0.88%	45,866	98
21 PINUS RAČE	27,721,835	123,505	0	0	0.21%	0.75%	2,236	12
22 MESNA INDUSTRIJA PRIMORSKE	26,624,067	118,566	0	13,769,588	0.20%	0.72%	16,763	69
23 JADRAN	23,798,742	106,039	0	67,545	0.18%	0.64%	4,085	21
24 SATURNUS EMBALAŽA	21,652,964	96,420	0	4,915,974	0.16%	0.59%	1,210	60
25 LESNINA	21,137,015	94,120	0	10,044,013	0.16%	0.57%	275	25
26 FRUCTAL	20,588,756	91,720	0	7,694,685	0.15%	0.56%	11,229	44
27 PLAMA - PUR	20,488,427	91,243	0	2,125,686	0.15%	0.55%	6,779	33
28 HIDROTEHNIK	20,382,268	90,700	0	20,080,218	0.15%	0.55%	23,151	6
29 POM-INVEST	18,017,516	80,246	0	7,060,001	0.13%	0.49%	35,681	317
30 JAVOR PIVKA	17,938,768	79,902	0	7,903,444	0.13%	0.48%	22,829	42
31 KD GROUP, finančna družba	15,800,072	70,416	0	15,800,072	0.12%	0.43%	792	6
32 CETIS	12,636,863	56,276	0	529,000	0.09%	0.34%	759	35
33 DANA	11,659,600	51,943	0	2,803,278	0.09%	0.32%	6,585	34
34 NIKO ŽELEZNIKI	11,237,524	50,078	0	4,708,000	0.08%	0.30%	519	31
35 ELMO	11,175,500	49,754	0	2,787,400	0.08%	0.30%	15,965	32
36 GRAND HOTEL UNION	11,012,611	49,043	0	1,172,570	0.08%	0.30%	4,390	37
37 JATA EMONA	10,681,384	47,536	0	4,222,467	0.08%	0.29%	15,142	16
38 KOMPAS HOTELI KG	10,394,720	46,277	0	1,463,500	0.08%	0.28%	1,239	14
39 AGROKOMBINAT MARIBOR	9,527,903	42,420	0	1,314,441	0.07%	0.26%	14,137	53
40 KEMA PUČONCI	9,141,892	40,713	0	6,565,804	0.07%	0.25%	2,497	6
41 GEA TOVARNA OLJA	8,423,091	37,534	0	5,709,900	0.06%	0.23%	4,544	18
42 MERCATA HOLDING	7,969,944	35,488	0	3,520,451	0.06%	0.22%	25,163	175
43 SVILA	6,977,984	31,076	0	5,611,480	0.05%	0.19%	126,440	26
44 KS1 - NALOŽBE	6,968,180	31,025	0	1,238,979	0.05%	0.19%	20,005	105
45 MELAMIN	6,634,106	29,542	0	272,572	0.05%	0.18%	2,021	15
46 LIV POSTOJNA	6,536,132	29,096	0	61,500	0.05%	0.18%	609	18
47 INTERTRADE ITS	5,807,538	25,862	0	603,402	0.04%	0.16%	5,803	28
48 KOŠAKI TMI MARIBOR	5,800,000	25,857	0	0	0.04%	0.16%	500	3
49 COLOR	5,599,110	24,938	0	2,639,646	0.04%	0.15%	2,592	38
50 MERCATA 1 HOLDING	5,345,439	23,799	0	1,150,150	0.04%	0.14%	16,842	172
51 MITOL	4,952,028	22,042	0	0	0.04%	0.13%	1,696	11
52 HOTELI PALACE	4,766,201	21,218	0	847,532	0.04%	0.13%	3,182	35
53 OLJARICA	4,759,140	21,178	0	4,709,640	0.04%	0.13%	509	3
54 SLOVENIJALES	4,707,400	20,962	0	1,923,159	0.04%	0.13%	624	24
55 MURALES	4,468,778	19,910	0	881,248	0.03%	0.12%	2,951	17
56 TOPLICE DOBRNA	4,383,187	19,528	0	572,851	0.03%	0.12%	2,178	19
57 KLASJE	4,195,414	18,686	0	1,427,347	0.03%	0.11%	8,449	32
58 CERTIUS HOLDING	4,170,116	18,576	0	966,747	0.03%	0.11%	7,649	38
59 INTEGRAL JESENICE	4,011,837	17,883	0	409,602	0.03%	0.11%	4,014	15
60 NOVOLIT	3,082,100	13,730	0	1,681,300	0.02%	0.08%	1,813	6
61 POTROŠNIK	2,942,040	13,097	0	2,273,040	0.02%	0.08%	2,314	4
62 INTES	2,919,705	12,990	0	26,600	0.02%	0.08%	3,764	23
63 INLES RIBNICA	2,863,775	12,753	0	1,904,276	0.02%	0.08%	3,740	26
64 IMP ČRPALKE	2,783,900	12,396	0	80,183	0.02%	0.08%	5,478	22
65 AVTOPREVOŽNIŠTVO IN SERVISI	2,669,870	11,891	0	2,483,210	0.02%	0.07%	10,933	6
66 SATURNUS AVTOOPREMA	2,578,563	11,486	0	1,858,535	0.02%	0.07%	573	9
67 LESNINA EMMI	2,353,505	10,483	0	29,580	0.02%	0.06%	3,930	11
68 LIZ INŽENIRING	2,140,200	9,525	0	1,424,500	0.02%	0.06%	1,951	7
69 MK TISKARNA	2,130,791	9,481	0	245,004	0.02%	0.06%	688	13
70 MEDVEŠEK PUŠNIK	1,918,000	8,530	0	0	0.01%	0.05%	164	4

## 1. Shares (2)

Issue	Total (in SIT)	Total (in EUR)	Block trades (in SIT)	Cross trades (in SIT)	Share in total turnover on free market	Share in turnover of shares	Volume in pieces	Number of bargains
71 EGOLES ŠKOFJA LOKA	1,547,580	6,886	0	852,720	0.01%	0.04%	1,462	3
72 CM CELJE	1,461,788	6,513	0	1,421,258	0.01%	0.04%	108	7
73 UNITAS	1,436,948	6,397	0	1,045,390	0.01%	0.04%	618	7
74 CAPITA	1,284,770	5,722	0	355,900	0.01%	0.03%	1,910	10
75 ZDRAVILIŠČE ROGAŠKA	1,171,298	5,211	0	292,875	0.01%	0.03%	5,535	7
76 TUB SWATY	1,167,000	5,195	0	478,000	0.01%	0.03%	160	4
77 SVILANIT	1,107,128	4,929	0	214,200	0.01%	0.03%	795	7
78 TUS KO-SI	926,250	4,124	0	386,250	0.01%	0.03%	525	4
79 AVTO CELJE	924,550	4,120	0	289,980	0.01%	0.02%	677	4
80 GOZDNO GOSPODARSTVO POSTOJNA	825,000	3,677	0	660,450	0.01%	0.02%	782	7
81 ALPDOM	601,200	2,676	0	601,200	0.00%	0.02%	400	1
82 CREINA	526,458	2,347	0	512,611	0.00%	0.01%	152	5
83 KS4 NALOŽBE	522,041	2,322	0	27,818	0.00%	0.01%	1,470	28
84 KRUH-PECIVO	503,246	2,239	0	239,972	0.00%	0.01%	552	5
85 ZASAVSKI RAČUNSKI CENTER	424,190	1,889	0	422,950	0.00%	0.01%	773	3
86 AVANT HOLDING	320,063	1,426	0	226,838	0.00%	0.01%	528	4
87 DOM SMREKA	279,732	1,244	0	39,156	0.00%	0.01%	558	3
88 IMP KLIMAT	231,400	1,029	0	231,400	0.00%	0.01%	178	1
89 SIJAJ HRASTNIK	207,600	925	0	0	0.00%	0.01%	173	2
90 VALKARTON	179,400	800	0	0	0.00%	0.00%	26	1
91 JELEN	144,916	645	0	144,916	0.00%	0.00%	161	1
92 GORIŠKE OPEKARNE	144,200	643	0	142,200	0.00%	0.00%	80	2
93 GEA COLLEGE	11,999	53	0	0	0.00%	0.00%	10	1
94 RUDIS	0	0	0	0	0.00%	0.00%	0	0
95 KOVINOTEHNA	0	0	0	0	0.00%	0.00%	0	0
96 GRADIS GP	0	0	0	0	0.00%	0.00%	0	0
97 UPIMO GROUP	0	0	0	0	0.00%	0.00%	0	0
98 HIPOTEKARNA BANKA	0	0	0	0	0.00%	0.00%	0	0
99 RAZVOJNA DRUŽBA	0	0	0	0	0.00%	0.00%	0	0
100 MLAJ	0	0	0	0	0.00%	0.00%	0	0
101 ŽELEZARNA RAVNE - MONTER DRAVOGRAD	0	0	0	0	0.00%	0.00%	0	0
102 INTARA	0	0	0	0	0.00%	0.00%	0	0
103 GRAD PRESTRANEK	0	0	0	0	0.00%	0.00%	0	0
104 KD INVESTMENTS	0	0	0	0	0.00%	0.00%	0	0
105 INTERTRADE ITA	0	0	0	0	0.00%	0.00%	0	0
106 DRAVINJSKI DOM	0	0	0	0	0.00%	0.00%	0	0
107 SAVINJA MOZIRJE	0	0	0	0	0.00%	0.00%	0	0
108 TOVARNA SLADKORJA ORMOŽ	0	0	0	0	0.00%	0.00%	0	0
109 BOHOR	0	0	0	0	0.00%	0.00%	0	0
110 CEMENTARNA TRBOVLJE	0	0	0	0	0.00%	0.00%	0	0
111 DADAS	0	0	0	0	0.00%	0.00%	0	0
<b>Preferred shares</b>	<b>25,686,398</b>	<b>114,383</b>	<b>0</b>	<b>5,638,649</b>	<b>0.19%</b>	<b>0.69%</b>	<b>4,143</b>	<b>268</b>
1 KD HOLDING	25,636,388	114,160	0	5,638,649	0.19%	0.69%	4,043	267
2 ZDRAVILIŠČE ROGAŠKA	50,010	223	0	0	0.00%	0.00%	100	1
3 HIPOTEKARNA BANKA	0	0	0	0	0.00%	0.00%	0	0
4 KOVINOTEHNA	0	0	0	0	0.00%	0.00%	0	0
5 PRIMOFIN	0	0	0	0	0.00%	0.00%	0	0

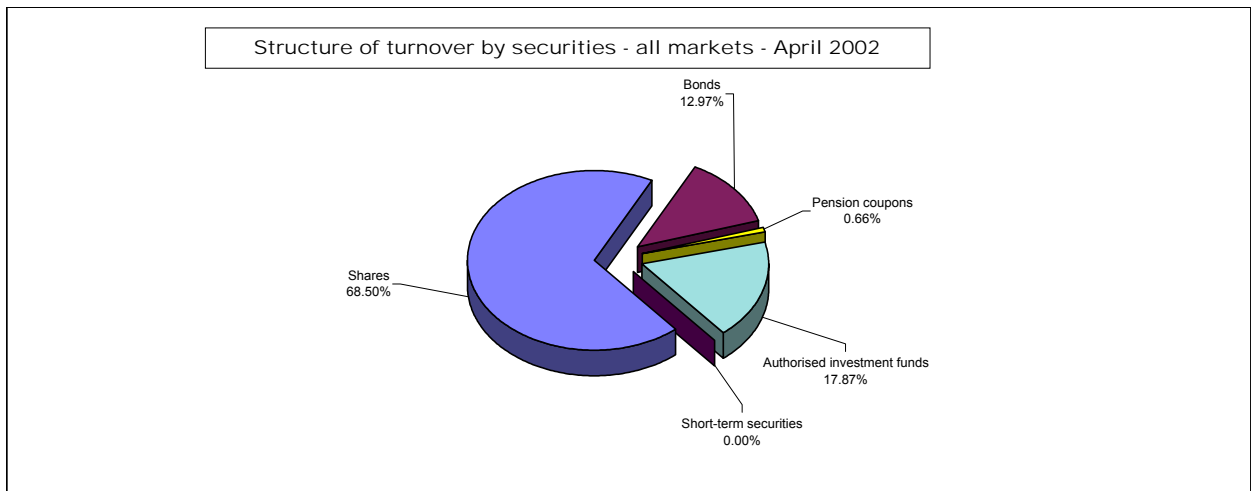
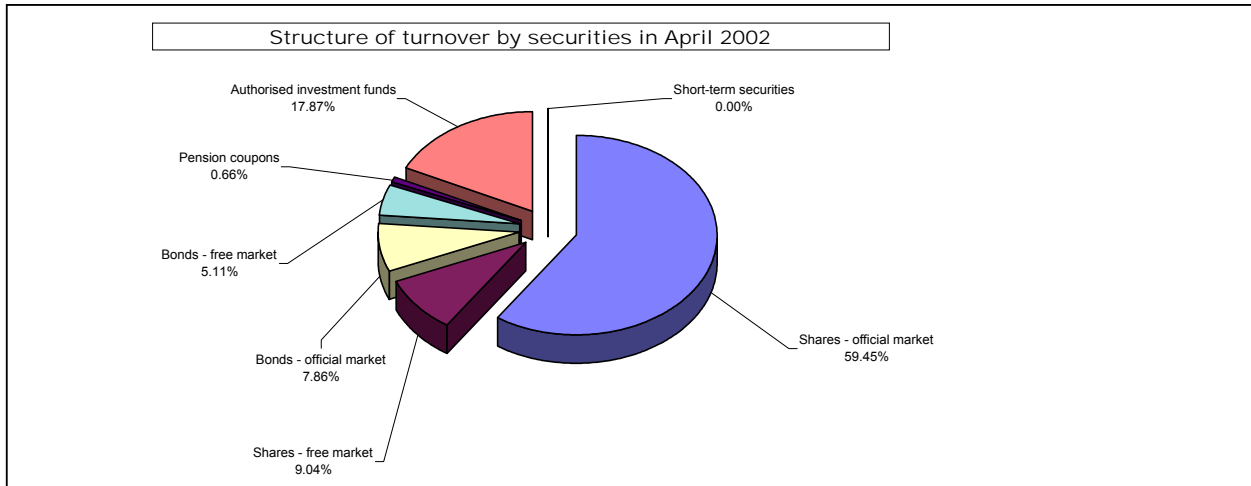
## 2. Bonds

Issue	Total (in SIT)	Total (in EUR )	Block trades (in SIT)	Cross trades (in SIT)	Share in total turnover on free market	Share in turnover of bonds	Volume in pieces	Number of bargains
<b>Bonds</b>	<b>2,091,962,540</b>	<b>9,313,955</b>	<b>875,302,107</b>	<b>314,823,892</b>	<b>15.64%</b>	<b>100.00%</b>	<b>205,171</b>	<b>579</b>
1 SLOV. ODŠKODNINSKA DRUŽBA 2 <sup>nd</sup> issue	2,033,535,863	9,053,954	841,642,097	292,866,263	15.20%	97.21%	201,156	568
2 KD INVESTMENTS 1 <sup>st</sup> issue	40,551,649	180,384	33,660,010	6,891,639	0.30%	1.94%	3,440	3
3 PROBANKA 4 <sup>th</sup> issue	11,494,260	51,210	0	11,494,260	0.09%	0.55%	513	2
4 STANOVANJSKI SKLAD 3 <sup>rd</sup> issue	3,541,915	15,774	0	3,541,915	0.03%	0.17%	35	4
5 BANKA KOPER 3 <sup>rd</sup> issue	2,809,038	12,500	0	0	0.02%	0.13%	25	1
6 VIPA	29,815	133	0	29,815	0.00%	0.00%	2	1
7 AUTOCOMMERCE 1 <sup>st</sup> issue	0	0	0	0	0.00%	0.00%	0	0
8 BANKA KOPER 2 <sup>nd</sup> issue	0	0	0	0	0.00%	0.00%	0	0
9 BANKA KOPER 4 <sup>th</sup> issue	0	0	0	0	0.00%	0.00%	0	0
10 BORZNA DR. POTEZA OBVEZNICE 2 <sup>nd</sup> issue	0	0	0	0	0.00%	0.00%	0	0
12 OBČINA ŠMARJE	0	0	0	0	0.00%	0.00%	0	0
13 SI.MOBIL 1 <sup>st</sup> issue	0	0	0	0	0.00%	0.00%	0	0
14 SIP STROJNA INDUSTRIJA 1 <sup>st</sup> issue, A series	0	0	0	0	0.00%	0.00%	0	0
15 SIP STROJNA INDUSTRIJA 1 <sup>st</sup> issue, B series	0	0	0	0	0.00%	0.00%	0	0
16 UBK KONVERTIBILNE	0	0	0	0	0.00%	0.00%	0	0
<b>Total free market (shares and bonds)</b>	<b>5,792,208,619</b>	<b>25,788,670</b>	<b>1,942,692,855</b>	<b>1,488,889,394</b>	<b>43.30%</b>	<b>-</b>	<b>1,540,368</b>	<b>4,999</b>

### 3. Authorised investment funds and pension coupons

Issue	Total (in SIT)	Total (in EUR)	Block trades (in SIT)	Cross trades (in SIT)	Share in total turnover on free market	Share in turnover of auth.inv. funds	Volume in pieces	Number of bargains
<b>Total authorised investment funds</b>	<b>7,312,735,021</b>	<b>32,568,635</b>	<b>3,396,693,648</b>	<b>906,071,599</b>	<b>54.67%</b>	<b>100.00%</b>	<b>101,991,137</b>	<b>17,885</b>
1 INFOND ZLAT	2,063,247,641	9,197,062	1,460,282,745	72,466,197	54.67%	28.21%	28,808,009	1,990
2 TRIGLAV STEBER 1	647,158,733	2,883,093	362,280,627	75,032,026	15.42%	8.85%	4,785,861	934
3 NIKA 1	623,357,640	2,773,184	590,626,096	4,612,866	4.84%	8.52%	8,657,996	98
4 ATENA 1. SKLAD	554,309,579	2,468,421	300,200,835	64,569,043	4.66%	7.58%	10,825,753	986
5 ZVON ENA	529,602,511	2,357,961	0	66,554,906	4.14%	7.24%	5,402,878	1,392
6 TRIGLAV STEBER II	461,957,719	2,054,998	250,000,000	154,694,656	3.96%	6.32%	9,486,872	1,000
7 ZLATA MONETA 1	441,043,616	1,963,961	145,242,195	131,548,329	3.45%	6.03%	4,084,589	700
8 MAKSIMA 1	416,169,732	1,853,703	0	123,355,883	3.30%	5.69%	5,561,620	1,287
9 NFD 1	322,083,755	1,433,904	0	40,531,381	3.30%	4.40%	2,199,804	1,109
10 NFD 2	271,207,393	1,207,502	85,049,659	36,384,418	2.41%	3.71%	6,077,822	1,758
11 POMURSKA INV.DRUŽBA 1	173,581,162	772,791	54,797,032	11,502,655	2.03%	2.37%	1,099,323	297
12 MODRA LINIJA	163,085,586	726,077	114,316,959	24,062,025	1.30%	2.23%	2,448,889	390
13 ID KD	145,834,309	649,406	0	8,222,593	1.22%	1.99%	1,474,532	975
14 KRONA SENIOR	109,714,292	488,284	33,897,500	12,242,643	1.09%	1.50%	1,844,227	335
15 ZVON DVA	73,853,864	328,922	0	15,243,304	0.82%	1.01%	1,624,355	905
16 PID VIPA INVEST	61,711,197	274,835	0	5,398,210	0.55%	0.84%	909,090	112
17 PID KD	47,833,837	212,999	0	15,031,998	0.46%	0.65%	1,278,866	840
18 ZLATA MONETA II	34,501,557	153,601	0	4,087,467	0.36%	0.47%	902,316	536
19 VIZIJA DPB	28,942,299	128,841	0	7,340,428	0.26%	0.40%	589,077	179
20 ARKADA ENA	26,048,889	115,985	0	3,150,942	0.22%	0.36%	562,896	268
21 MERCATA	20,413,894	90,907	0	10,477,266	0.19%	0.28%	571,903	203
22 KS-sklad 2	19,511,133	86,888	0	3,223,566	0.15%	0.27%	444,041	161
23 PID AKTIVA AVANT I	16,669,867	74,207	0	3,135,554	0.15%	0.23%	529,709	500
24 POOBLAŠČENA POMURSKA INV. DRUŽBA	11,862,305	52,825	0	3,033,957	0.12%	0.16%	315,229	330
25 TRDNJAVA	10,174,273	45,291	0	3,242,336	0.09%	0.14%	356,066	96
26 MERCATA 1	9,348,440	41,630	0	659,927	0.08%	0.13%	262,148	182
27 NIKA 2	8,026,542	35,729	0	1,918,775	0.07%	0.11%	272,007	59
28 NIKA	7,308,723	32,540	0	1,598,677	0.06%	0.10%	198,604	99
29 CAPINVEST 2	5,048,427	22,464	0	1,115,720	0.05%	0.07%	126,783	32
30 PLOD	3,030,745	13,490	0	1,480,461	0.04%	0.04%	94,105	23
31 SETEV	1,966,112	8,755	0	0	0.02%	0.03%	61,426	25
32 TRDNJAVA I	1,740,925	7,748	0	153,390	0.01%	0.02%	59,177	20
33 TRGATEV	1,346,997	5,997	0	0	0.01%	0.02%	42,984	27
34 KS - SKLAD 4	826,043	3,674	0	0	0.01%	0.01%	25,602	28
35 KS-sklad 4	215,284	960	0	0	0.01%	0.00%	6,578	9
36 KRONA KRONA	0	0	0	0	0.00%	0.00%	0	0
<b>Pension coupons</b>	<b>271,856,831</b>	<b>1,210,552</b>	<b>0</b>	<b>52,026,213</b>	<b>2.03%</b>	<b>-</b>	<b>5,046,002</b>	<b>4,324</b>
<b>Short-term securities</b>	<b>0</b>	<b>0</b>	<b>0</b>	<b>0</b>	<b>0.00%</b>	<b>-</b>	<b>0</b>	<b>0</b>
<b>Total free market</b>	<b>13,376,800,471</b>	<b>59,567,857</b>	<b>5,339,386,503</b>	<b>2,446,987,206</b>	<b>100%</b>	<b>-</b>	<b>108,577,507</b>	<b>27,208</b>
<b>Total turnover in April 2002</b>	<b>40,917,916,699</b>	<b>182,237,024</b>	<b>15,396,392,222</b>	<b>5,875,758,227</b>	<b>-</b>	<b>-</b>	<b>111,137,023</b>	<b>41,522</b>

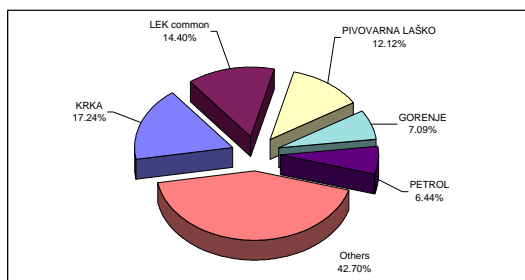
### Structure of turnover by securities in April 2002



### C3) MOST TRADED SECURITIES IN APRIL 2002

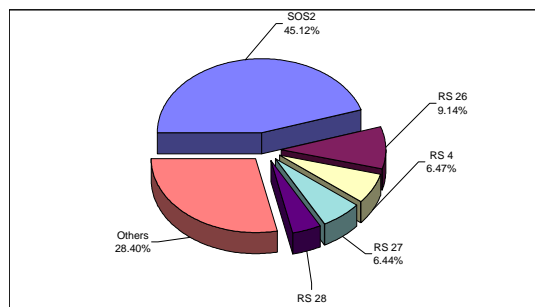
#### MOST TRADED SHARES

Issue	Turnover (in SIT) - order book trades only	Market capitalisation as of 30 April 2002 (in SIT)	Number of bargains - order book trades only
KRKA	3,222,526,658	132,189,165,872	2,362
LEK common	2,692,132,321	107,632,110,251	1,817
PIVOVARNA LAŠKO	2,265,578,272	38,966,501,420	1,639
GORENJE	1,326,057,635	38,395,596,000	1,283
PETROL	1,203,896,666	63,631,825,829	1,225
Others	7,981,882,662	657,665,566,706	9,886
<b>Total</b>	<b>18,692,074,214</b>	<b>1,038,480,766,078</b>	<b>18,212</b>



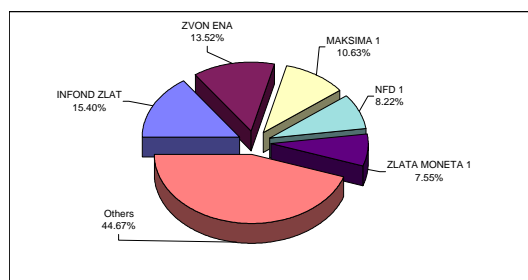
#### MOST TRADED BONDS

Issue	Turnover (in SIT) - order book trades only	Market capitalisation as of 30 April 2002 (in SIT)	Number of bargains - order book trades only
SLOVENSKA ODŠKODNINSKA DRUŽBA 2 <sup>nd</sup> issue	1,191,893,766	71,261,460,650	561
REPUBLIKA SLOVENIJA 26 <sup>th</sup> issue	241,334,391	11,281,983,767	77
REPUBLIKA SLOVENIJA 4 <sup>th</sup> issue	170,787,689	23,578,625,742	32
REPUBLIKA SLOVENIJA 27 <sup>th</sup> issue	169,998,210	17,697,000,000	34
REPUBLIKA SLOVENIJA 28 <sup>th</sup> issue	117,413,508	10,668,000,000	22
Others	750,124,495	357,109,590,014	269
<b>Total</b>	<b>2,641,552,059</b>	<b>491,596,660,173</b>	<b>995</b>



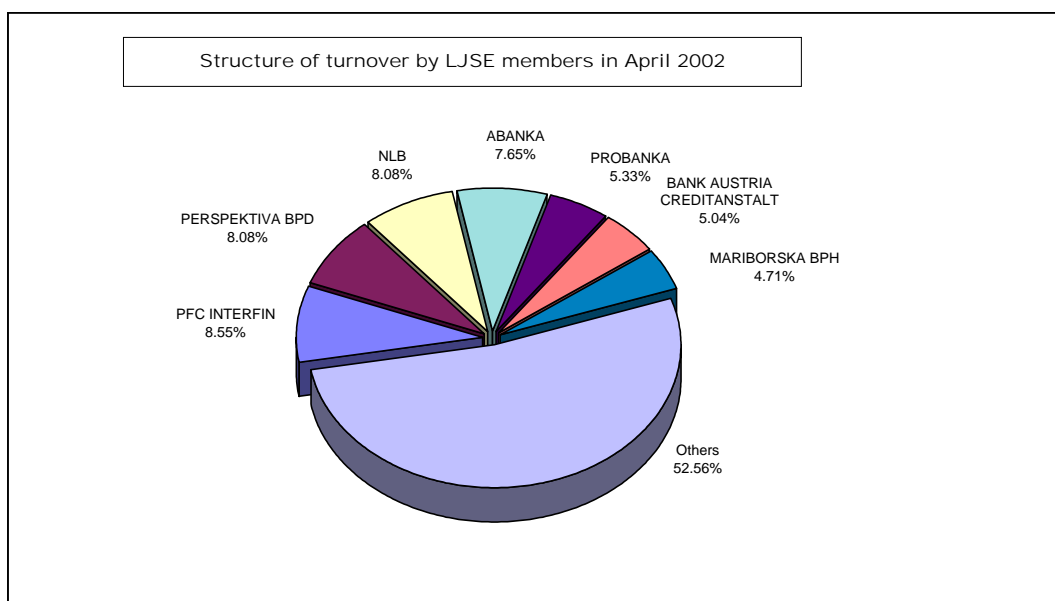
#### MOST TRADED AUTHORISED INVESTMENT FUNDS

Issue	Turnover (in SIT) - order book trades only	Market capitalisation as of 30 April 2002 (in SIT)	Number of bargains - order book trades only
INFOND ZLAT	602,964,896	27,271,757,322	1,984
ZVON ENA	529,602,511	15,948,456,272	1,392
MAKSIMA 1	416,169,732	18,087,794,828	1,287
NFD 1	322,083,755	25,707,300,227	1,109
ZLATA MONETA 1	295,801,421	8,802,903,442	699
Others	1,749,419,058	139,910,851,504	11,392
<b>Total</b>	<b>3,916,041,373</b>	<b>235,729,063,595</b>	<b>17,863</b>



#### C4) TURNOVER BY LJSE MEMBERS IN APRIL 2002

	Member	Official market (in SIT)	Free market (in SIT)	Total (in SIT)	Share in turnover
1	PFC INTERFIN	6,507,524,008	493,179,811	7,000,703,819	8.55%
2	PERSPEKTIVA BPD	5,952,678,018	663,398,959	6,616,076,977	8.08%
3	NLB	4,104,378,941	2,504,704,941	6,609,083,882	8.08%
4	ABANKA	3,966,784,599	2,291,206,743	6,257,991,341	7.65%
5	PROBANKA	2,994,661,785	1,368,439,685	4,363,101,470	5.33%
6	BANK AUSTRIA CREDITANSTALT	2,553,056,056	1,573,232,155	4,126,288,211	5.04%
7	MARIBORSKA BPH	2,895,751,249	957,933,534	3,853,684,783	4.71%
8	PUBLIKUM	2,276,547,702	1,270,456,711	3,547,004,413	4.33%
9	POTEZA	2,112,699,744	1,317,069,579	3,429,769,323	4.19%
10	ILIRIKA	2,255,807,312	1,019,416,354	3,275,223,666	4.00%
11	KREKOVA BANKA	1,730,549,015	1,489,436,242	3,219,985,257	3.93%
12	PM&A BPD	2,283,675,422	635,143,334	2,918,818,756	3.57%
13	MEDVEŠEK PUŠNIK	2,216,396,755	691,717,000	2,908,113,755	3.55%
14	SKB BANKA	2,367,730,513	331,084,587	2,698,815,100	3.30%
15	GBD GORENJSKA BORZNO POSREDNIŠKA D	826,962,691	1,604,668,727	2,431,631,418	2.97%
16	COGITO BIS B.H.	619,312,866	1,704,560,029	2,323,872,895	2.84%
17	ZADRUŽNA KMETIJSKA BANKA	1,836,734,435	451,155,357	2,287,889,793	2.80%
18	AC - BORZNO POSREDNIŠKA HIŠA	1,120,108,968	715,865,969	1,835,974,936	2.24%
19	ARGONOS BPH	1,077,683,440	652,418,604	1,730,102,044	2.11%
20	FACTOR BANKA	891,194,820	832,152,521	1,723,347,342	2.11%
21	EBROKERS	386,687,691	1,230,717,010	1,617,404,701	1.98%
22	BANKA VIPA	1,215,241,214	278,680,681	1,493,921,895	1.83%
23	BANKA	602,956,561	770,621,511	1,373,578,071	1.68%
24	B P H	627,569,717	704,780,355	1,332,350,072	1.63%
25	CERTIUS BPH	458,872,243	650,548,669	1,109,420,911	1.36%
26	MOJA DELNICA BPH	567,175,934	187,887,554	755,063,489	0.92%
27	CELJSKA BPH	312,146,785	173,741,944	485,888,729	0.59%
28	VERITAS BH	186,984,444	77,693,582	264,678,026	0.32%
29	IT MODRA HIŠA	108,782,003	83,369,044	192,151,048	0.23%
30	GORENJSKA BANKA	25,577,526	28,319,735	53,897,261	0.07%
	<b>Others</b>	<b>55,082,232,456</b>	<b>26,753,600,928</b>	<b>81,835,833,384</b>	<b>100.00%</b>





## C5) TURNOVER IN YEARS 2001 AND 2002

### MONTHLY TURNOVER ON OFFICIAL MARKET

Year 2001	Number of trading days	Turnover (in SIT)			Number of bargains	
		per month	average per day	average per bargain	per month	average per day
January	21	19,859,854,808	945,707,372	2,028,793	9,789	466
February	19	12,525,024,737	659,211,828	1,725,923	7,257	382
March	22	10,801,883,219	490,994,692	1,467,049	7,363	335
April	19	11,622,847,951	611,728,840	1,906,635	6,096	321
May	21	17,542,247,620	835,345,125	2,499,252	7,019	334
June	20	17,166,334,022	858,316,701	2,281,544	7,524	376
July	22	24,675,174,458	1,121,598,839	2,788,786	8,848	402
August	22	12,900,872,510	586,403,296	1,434,227	8,995	409
September	20	23,082,322,152	1,154,116,108	2,045,217	11,286	564
October	22	22,564,375,151	1,025,653,416	2,247,448	10,040	456
November	21	28,125,663,189	1,339,317,295	2,966,216	9,482	452
December	18	32,432,636,267	1,801,813,126	3,064,598	10,583	588
<b>TOTAL</b>	<b>247</b>	<b>233,299,236,084</b>	<b>11,430,206,636</b>	<b>26,455,687</b>	<b>104,282</b>	<b>5,085</b>
<b>AVERAGE 2001</b>	<b>20.58</b>	<b>19,441,603,007</b>	<b>944,531,320</b>	<b>2,237,196</b>	<b>8,690</b>	<b>422</b>
<b>YEAR 2002</b>						
January	21	23,391,290,219	1,113,870,963	1,581,668	14,789	704
February	19	17,550,952,342	923,734,334	2,439,326	7,195	379
March	21	22,519,454,300	1,072,354,967	1,881,482	11,969	570
April	21	27,541,116,228	1,311,481,725	1,924,068	14,314	682
<b>TOTAL</b>	<b>82</b>	<b>63,461,696,861</b>	<b>3,109,960,263</b>	<b>5,902,476</b>	<b>33,953</b>	<b>1,653</b>
<b>AVERAGE 2002</b>	<b>20.50</b>	<b>21,153,898,954</b>	<b>773,923,132</b>	<b>1,869,104</b>	<b>11,318</b>	<b>414</b>

### MONTHLY TURNOVER ON FREE MARKET \*

Year 2001	Number of trading days	Turnover (in SIT)			Number of bargains	
		per month	average per day	average per bargain	per month	average per day
January	21	13,407,910,913	638,471,948	783,997	17,102	814
February	19	6,211,656,272	326,929,277	261,841	23,723	1,249
March	22	7,241,224,971	329,146,590	293,131	24,703	1,123
April	19	5,890,406,532	310,021,396	333,130	17,682	931
May	21	8,571,753,552	408,178,741	504,636	16,986	809
June	20	14,650,016,959	732,500,848	1,097,626	13,347	667
July	22	6,131,352,699	278,697,850	395,546	15,501	705
August	22	5,866,333,197	266,651,509	335,737	17,473	794
September	20	12,785,330,977	639,266,549	730,340	17,506	875
October	22	8,332,570,331	378,753,197	481,874	17,292	786
November	21	12,103,862,821	576,374,420	649,837	18,626	887
December	18	14,151,915,892	786,217,550	888,158	15,934	885
<b>TOTAL</b>	<b>247</b>	<b>115,344,335,116</b>	<b>5,671,209,874</b>	<b>6,755,854</b>	<b>215,875</b>	<b>10,525</b>
<b>AVERAGE 2001</b>	<b>20.58</b>	<b>9,612,027,926</b>	<b>466,981,114</b>	<b>534,311</b>	<b>17,990</b>	<b>874</b>
<b>YEAR 2002</b>						
January	21	6,646,213,927	316,486,377	369,501	17,987	857
February	19	13,109,093,513	689,952,290	533,584	24,568	1,293
March	21	14,804,700,956	704,985,760	501,446	29,524	1,406
April	21	13,376,800,464	636,990,498	491,650	27,208	1,296
<b>TOTAL</b>	<b>82</b>	<b>47,936,808,860</b>	<b>2,348,414,926</b>	<b>1,896,181</b>	<b>99,287</b>	<b>4,851</b>
<b>AVERAGE 2002</b>	<b>20.50</b>	<b>11,984,202,215</b>	<b>584,595,230</b>	<b>482,811</b>	<b>24,822</b>	<b>1,211</b>

\* Includes the turnover of shares, bonds, inv.funds, short-term securities and pension coupons.

### TURNOVER BY SECURITIES ON ALL MARKETS OF LJUBLJANA STOCK EXCHANGE IN YEARS 1998 - 2002

#### Total turnover and number of bargains

Year	Number of trading days	Turnover (in SIT)			Number of bargains	
		per year	average per day	average per bargain	per year	average per day
2002	82	111,398,505,721	1,358,518,362	836,074	133,240	1,625
2001	247	348,643,571,200	1,411,512,434	1,088,977	320,157	1,296
2000	249	269,617,104,598	1,082,799,617	679,818	396,602	1,593
1999	254	265,671,058,734	1,045,949,050	594,292	447,038	1,760
1998	252	173,374,959,032	687,995,869	729,680	237,604	943

#### Average turnover and number of bargains

Year	Turnover (in SIT)			Number of bargains	
	per month	per day	per bargain	per month	per day
2002	27,849,626,430	1,358,518,362	836,074	33,310	1,625
2001	29,053,630,933	1,411,512,434	1,088,977	26,680	1,296
2000	22,468,092,050	1,082,799,617	679,818	33,050	1,593
1999	22,139,254,895	1,045,949,050	594,292	37,253	1,760
1998	14,447,913,253	687,995,869	729,680	19,800	943

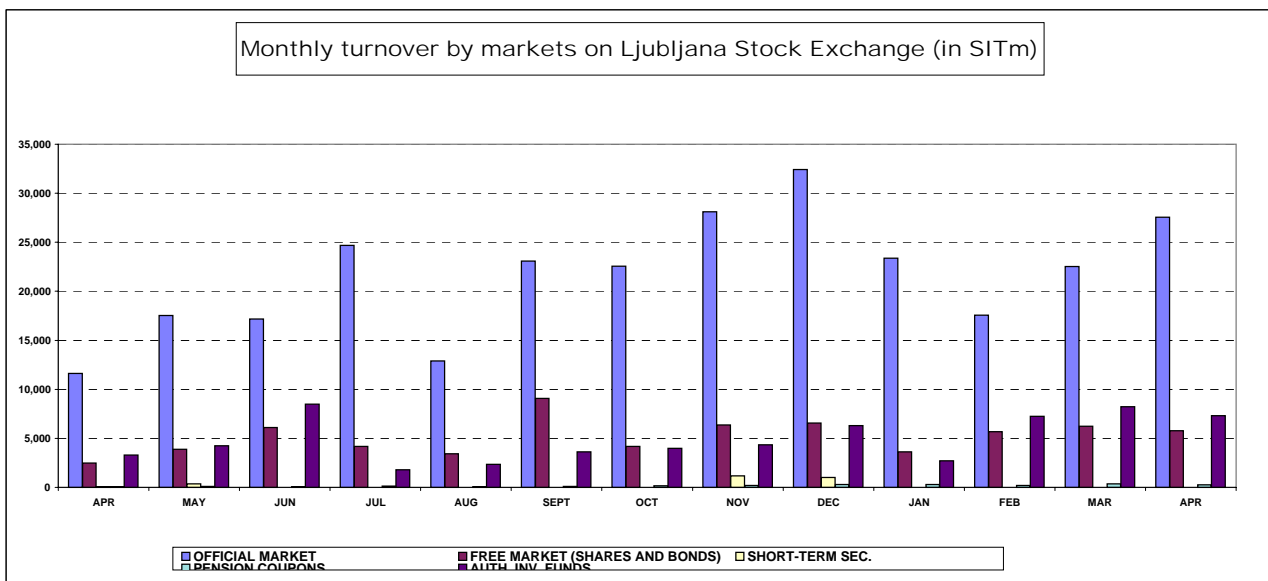
## STRUCTURE OF TURNOVER

### MONTHLY TURNOVER BY MARKETS ON LJUBLJANA STOCK EXCHANGE (in SIT)

YEAR 2001	OFFICIAL MARKET	FREE MARKET (SHARES AND BONDS)	SHORT-TERM SEC.	PENSION COUPONS	AUTHORISED INV. FUNDS	TOTAL
April	11,622,847,948	2,496,461,297	49,625,000	55,701,329	3,288,618,901	17,513,254,475
May	17,542,247,617	3,886,750,028	349,983,000	100,605,853	4,234,414,665	26,114,001,163
June	17,166,334,022	6,090,600,891	0	57,843,995	8,501,572,073	31,816,350,981
July	24,675,174,458	4,180,182,541	0	144,759,666	1,806,410,492	30,806,527,157
August	12,900,872,510	3,418,962,967	0	81,180,038	2,366,190,192	18,767,205,707
September	23,082,322,152	9,074,891,442	5,226,900	88,671,856	3,616,540,779	35,867,653,129
October	22,564,375,151	4,170,491,080	0	177,349,000	3,984,730,251	30,896,945,482
November	28,125,663,189	6,354,583,073	1,186,377,900	205,917,427	4,356,984,421	40,229,526,010
December	32,432,636,267	6,567,949,629	997,578,500	291,528,880	6,294,858,883	46,584,552,159
<b>TOTAL 2001</b>	<b>233,299,236,078</b>	<b>55,460,187,501</b>	<b>2,830,059,212</b>	<b>1,651,884,886</b>	<b>55,402,203,507</b>	<b>348,643,571,184</b>
<b>YEAR 2002</b>						
January	23,391,290,219	3,630,585,718	0	300,189,904	2,715,438,305	30,037,504,146
February	17,550,952,342	5,666,944,866	0	202,860,548	7,239,288,099	30,660,045,855
March	22,519,454,300	6,239,922,171	0	344,193,724	8,220,585,061	37,324,155,256
April	27,541,116,228	5,792,208,612	0	271,856,831	7,312,735,020	40,917,916,691
<b>TOTAL 2002</b>	<b>91,002,813,089</b>	<b>21,329,661,367</b>	<b>0</b>	<b>1,119,101,007</b>	<b>25,488,046,485</b>	<b>138,939,621,948</b>

### MONTHLY TURNOVER BY SECURITIES ON LJUBLJANA STOCK EXCHANGE (in SIT)

YEAR 2001	SHARES	BONDS	SHORT-TERM SEC.	PENSION COUPONS	AUTHORISED INV. FUNDS	TOTAL
April	10,034,783,459	4,084,525,785	49,625,000	55,701,329	3,288,618,902	17,513,254,475
May	17,834,968,827	3,594,028,819	349,983,000	100,605,853	4,234,414,665	26,114,001,164
June	20,351,552,526	2,905,382,387	0	57,843,995	8,501,572,073	31,816,350,981
July	24,652,522,010	4,202,834,989	0	144,759,666	1,806,410,492	30,806,527,157
August	13,199,051,688	3,120,783,789	0	81,180,038	2,366,190,192	18,767,205,707
September	30,065,871,531	2,091,342,063	5,226,900	88,671,856	3,616,540,779	35,867,653,129
October	22,465,252,348	4,269,613,883	0	177,349,000	3,984,730,251	30,896,945,482
November	30,142,626,414	4,337,619,848	1,186,377,900	205,917,427	4,356,984,421	40,229,526,010
December	28,629,204,237	10,371,381,659	997,578,500	291,528,880	6,294,858,883	46,584,552,159
<b>TOTAL 2001</b>	<b>237,139,716,649</b>	<b>51,619,706,929</b>	<b>2,830,059,212</b>	<b>1,651,884,886</b>	<b>55,402,203,508</b>	<b>348,643,571,184</b>
<b>YEAR 2002</b>						
January	14,684,432,056	8,533,465,152	0	202,860,548	7,239,288,099	30,660,045,855
February	20,242,259,104	8,517,117,367	0	344,193,724	8,220,585,061	37,324,155,256
March	28,026,768,613	5,306,556,227	0	271,856,831	7,312,735,020	40,917,916,691
<b>TOTAL 2002</b>	<b>83,041,765,865</b>	<b>29,290,708,591</b>	<b>0</b>	<b>1,119,101,007</b>	<b>25,488,046,485</b>	<b>138,939,621,948</b>



## D) MARKET CAPITALISATION

### MARKET CAPITALISATION - OFFICIAL MARKET (in SIT)

	30 Apr 2001	31 Dec 2001	31 Mar 2002	30 Apr 2002	Index 31 Mar 2002 / 28 Feb 2002	Index 31 Mar 2002 / 31 Dec 2001	Index 31 Mar 2002 / 31 Mar 2001	Share
<b>SHARES</b>	<b>553,796,190,727</b>	<b>697,253,506,985</b>	<b>791,653,510,558</b>	<b>840,398,930,809</b>	<b>106</b>	<b>114</b>	<b>152</b>	<b>67.39%</b>
Banks	48,693,381,978	79,442,339,672	56,286,032,718	51,847,733,659	92	71	106	6.17%
Companies	505,102,808,749	617,811,167,313	735,367,477,840	788,551,197,150	107	119	156	93.83%
<b>BONDS</b>	<b>249,294,695,145</b>	<b>288,037,807,017</b>	<b>360,769,140,572</b>	<b>406,676,761,696</b>	<b>113</b>	<b>125</b>	<b>163</b>	<b>32.61%</b>
State	199,545,612,265	228,546,965,439	302,568,877,680	348,692,818,801	115	132	175	85.74%
Banks	41,182,752,720	51,348,800,666	50,185,690,369	49,935,390,797	100	98	121	12.28%
Companies	8,566,330,160	8,142,040,911	8,014,572,523	8,048,552,098	100	98	94	1.98%
<b>TOTAL</b>	<b>803,090,885,872</b>	<b>985,291,314,002</b>	<b>1,152,422,651,130</b>	<b>1,247,075,692,505</b>	<b>108</b>	<b>117</b>	<b>155</b>	<b>100.00%</b>

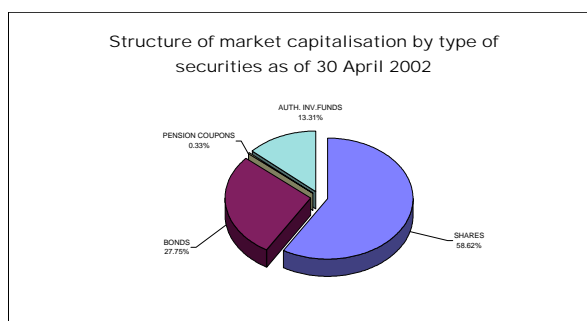
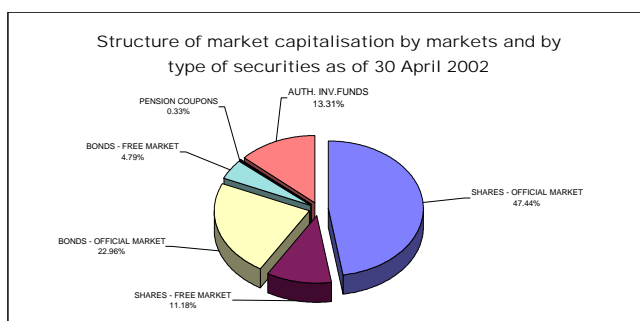
### MARKET CAPITALISATION - FREE MARKET (in SIT)

	30 Apr 2001	31 Dec 2001	31 Mar 2002	30 Apr 2002	Index 31 Mar 2002 / 28 Feb 2002	Index 31 Mar 2002 / 31 Dec 2001	Index 31 Mar 2002 / 31 Mar 2001	Share
<b>SHARES</b>	<b>124,200,093,348</b>	<b>152,735,137,497</b>	<b>181,586,527,180</b>	<b>198,081,835,269</b>	<b>109</b>	<b>119</b>	<b>159</b>	<b>37.76%</b>
Banks	1,517,700,000	1,517,700,000	1,517,700,000	1,517,700,000	100	100	100	0.77%
Companies	122,682,393,348	151,217,437,497	180,068,827,180	196,564,135,269	109	119	160	99.23%
<b>BONDS</b>	<b>48,131,250,098</b>	<b>72,881,061,519</b>	<b>81,869,359,959</b>	<b>84,919,898,477</b>	<b>104</b>	<b>112</b>	<b>176</b>	<b>16.19%</b>
State	37,529,278,200	62,524,585,291	71,832,043,075	73,246,636,423	102	115	195	86.25%
Communities	284,652,043	22,786,828	23,073,079	23,146,882	100	101	8	0.03%
Banks	4,941,135,450	4,856,624,595	4,735,959,437	6,410,774,831	135	98	130	7.55%
Companies	5,376,184,405	5,477,064,804	5,278,284,367	5,239,340,341	99	96	97	6.17%
<b>PENSION COUPONS</b>	<b>5,658,986,637</b>	<b>6,693,138,166</b>	<b>5,977,579,129</b>	<b>5,817,604,889</b>	<b>97</b>	<b>89</b>	<b>103</b>	<b>1.11%</b>
<b>INVESTMENT FUNDS</b>	<b>147,247,145,077</b>	<b>162,367,936,564</b>	<b>197,112,616,384</b>	<b>235,729,063,595</b>	<b>120</b>	<b>121</b>	<b>160</b>	<b>44.94%</b>
<b>TOTAL *</b>	<b>325,237,475,160</b>	<b>394,677,273,745</b>	<b>466,546,082,652</b>	<b>524,548,402,230</b>	<b>112</b>	<b>118</b>	<b>161</b>	<b>100.00%</b>
<b>TOTAL SHARES</b>	<b>677,996,284,075</b>	<b>849,988,644,482</b>	<b>973,240,037,739</b>	<b>1,038,480,766,078</b>	<b>107</b>	<b>115</b>	<b>153</b>	<b>58.62%</b>
<b>TOTAL BONDS</b>	<b>297,425,945,243</b>	<b>360,918,868,536</b>	<b>442,638,500,531</b>	<b>491,596,660,173</b>	<b>111</b>	<b>123</b>	<b>165</b>	<b>27.75%</b>
<b>PENSION COUPONS</b>	<b>5,658,986,637</b>	<b>6,693,138,166</b>	<b>5,977,579,129</b>	<b>5,817,604,889</b>	<b>97</b>	<b>89</b>	<b>103</b>	<b>0.33%</b>
<b>INVESTMENT FUNDS</b>	<b>147,247,145,077</b>	<b>162,367,936,564</b>	<b>197,112,616,384</b>	<b>235,729,063,595</b>	<b>120</b>	<b>121</b>	<b>160</b>	<b>13.31%</b>
<b>TOTAL CAPITALISATION ON LJSE *</b>	<b>1,128,328,361,032</b>	<b>1,379,968,587,748</b>	<b>1,618,968,733,782</b>	<b>1,771,624,094,735</b>	<b>109</b>	<b>117</b>	<b>157</b>	<b>100.00%</b>

\* Investment funds are included in market capitalisation

#### EXCHANGE RATES

USD=240,6122 SIT as of 30 Apr 2001	USD=250,9458 SIT as of 31 Dec 2001	USD=257,2095 SIT as of 29 Mar 2002	USD=248,8107 SIT as of 30 Apr 2002
EUR=215,8532 SIT as of 30 Apr 2001	EUR=221,4095 SIT as of 31 Dec 2001	EUR=224,1581 SIT as of 29 Mar 2002	EUR=224,8751 SIT as of 30 Apr 2002



D1) MARKET CAPITALISATION OF SHARES - OFFICIAL MARKET AS OF 30 APRIL 2002

Issue	Number of shares traded	Number of issued shares	Share of traded shares	Price as of 30 Apr 2002	Market capitalisation as of 30 Apr 2002 (in SIT)	Market capitalisation as of 30 Apr 2002 (in EUR)	Market capitalisation as of 30 Apr 2002 (in USD)
<b>Common shares</b>	-	-	-	-	<b>828,839,048,580</b>	<b>3,685,775,120</b>	<b>3,331,203,395</b>
1 KRKA	3,542,612	3,542,612	100.00%	37,314 SIT	132,189,165,872	587,833,717	531,284,088
2 LEK	1,790,623	1,792,782	99.88%	60,109 SIT	107,632,110,251	478,630,628	432,586,341
3 MERCATOR	3,208,504	3,208,504	100.00%	20,125 SIT	64,569,987,939	287,137,117	259,514,514
4 PETROL	2,086,301	2,086,301	100.00%	30,500 SIT	63,631,825,829	282,965,192	255,743,928
5 SAVA	1,720,987	1,720,987	100.00%	24,941 SIT	42,923,274,446	190,876,066	172,513,780
6 PIVOVARNA LAŠKO	6,363,405	6,363,405	100.00%	6,124 SIT	38,966,501,420	173,280,641	156,611,036
7 GORENJE	12,200,000	12,200,000	100.00%	3,147 SIT	38,395,596,000	170,741,874	154,316,498
8 INTEREUROPA	7,210,700	7,210,700	100.00%	4,790 SIT	34,539,974,070	153,596,259	138,820,292
9 PIVOVARNA UNION	451,114	451,114	100.00%	75,000 SIT	33,833,536,467	150,454,792	135,981,035
10 ISTRABENZ	5,180,000	5,180,000	100.00%	6,251 SIT	32,382,303,800	144,001,287	130,148,357
11 LUKA KOPER	7,140,000	7,140,000	100.00%	4,285 SIT	30,598,255,800	136,067,781	122,978,054
12 BANKA KOPER	531,359	531,359	100.00%	48,201 SIT	25,612,035,159	113,894,491	102,937,837
13 SKB BANKA	12,649,200	12,649,200	100.00%	1,800 SIT	22,768,560,000	101,249,805	91,509,569
14 MERKUR	912,585	912,585	100.00%	20,500 SIT	18,707,992,500	83,192,815	75,189,662
15 DROGA PORTOROŽ	282,768	282,768	100.00%	60,283 SIT	17,045,964,788	75,801,922	68,509,774
16 KOLINSKA	3,166,992	3,169,525	99.92%	4,179 SIT	13,234,099,490	58,860,889	53,189,431
17 DELO	667,464	593,549	112.45%	18,127 SIT	12,098,973,086	53,803,080	48,627,222
18 BLAGOV.TRGOVINSKI CENTER BTC	725,828	725,828	100.00%	16,500 SIT	11,976,162,000	53,256,950	48,133,629
19 TERME ČATEŽ	449,981	449,981	100.00%	21,882 SIT	9,846,439,244	43,786,258	39,574,018
20 SALUS - SERIJA B	124,970	125,000	99.98%	78,780 SIT	9,845,136,600	43,780,466	39,568,783
21 ŽITO	348,765	348,765	100.00%	25,079 SIT	8,746,534,441	38,895,077	35,153,369
22 ETOL	274,576	274,576	100.00%	30,000 SIT	8,237,280,000	36,630,467	33,106,615
23 RADENSKA	5,061,856	5,061,856	100.00%	1,511 SIT	7,648,464,416	34,012,056	30,740,094
24 AERODROM	1,936,229	1,936,229	100.00%	3,899 SIT	7,549,318,146	33,571,161	30,341,614
25 ZDRAVILIŠČE MORAVSKE TOPLICE	2,861,843	2,861,843	100.00%	2,098 SIT	6,004,947,930	26,703,481	24,134,605
26 KOMPAS MTS	3,526,714	3,526,714	100.00%	1,580 SIT	5,572,208,120	24,779,125	22,395,372
27 ŽIVILA KRANJ	319,997	319,997	100.00%	16,717 SIT	5,349,399,449	23,788,314	21,499,877
28 EMONA OBALA KOPER	1,741,456	1,741,456	100.00%	2,345 SIT	4,083,818,807	18,160,387	16,413,357
29 MLINOTEST	2,389,177	2,389,177	100.00%	1,654 SIT	3,950,934,221	17,569,461	15,879,278
30 COMET	1,700,688	1,700,688	100.00%	2,240 SIT	3,809,575,134	16,940,849	15,311,139
31 DELO PRODAJA	593,549	667,464	88.93%	5,450 SIT	3,234,859,856	14,385,140	13,001,289
32 GRADB.PODJETJE GROSUPLJE	199,411	199,411	100.00%	5,900 SIT	1,176,524,900	5,231,904	4,728,594
33 KOLONIALNE VELETRGOVINA	650,516	650,516	100.00%	1,683 SIT	1,095,033,098	4,869,517	4,401,069
34 TEHNOUNION	84,005	84,005	100.00%	8,600 SIT	722,443,000	3,212,641	2,903,585
35 GEODETSKI ZAVOD SLOVENIJE	379,820	379,820	100.00%	1,900 SIT	721,658,000	3,209,150	2,900,430
36 NIKA	186,695	186,695	100.00%	740 SIT	138,154,300	614,360	555,259
<b>Preferred shares</b>	-	-	-	-	<b>11,559,882,229</b>	<b>51,405,790</b>	<b>46,460,551</b>
1 LEK	138,820	140,394	98.88%	58,297 SIT	8,092,743,729	35,987,727	32,525,706
2 PROBANKA	400,000	400,000	100.00%	4,949 SIT	1,979,656,000	8,803,358	7,956,475
3 BANKA VIPA	17,500	17,500	100.00%	84,999 SIT	1,487,482,500	6,614,705	5,978,370
<b>TOTAL SHARES</b>	-	-	-	-	<b>840,398,930,809</b>	<b>3,737,180,910</b>	<b>3,377,663,946</b>

EXCHANGE RATES	1 USD=	248.8107 SIT as of 30 Apr 2002
	1 EUR=	224.8751 SIT as of 30 Apr 2002

## MARKET CAPITALISATION OF SHARES - FREE MARKET AS OF 30 APRIL 2002

	Issue	Number of shares traded	Number of issued shares	Share of traded shares	Price as of 30 Apr 2002	Market capitalisation as of 30 Apr 2002 (in SIT)	Market capitalisation as of 30 Apr 2002 (in EUR)	Market capitalisation as of 30 Apr 2002 (in USD)
	<b>Common shares</b>	-	-	-	-	<b>195,805,776,094</b>	<b>870,731,246</b>	<b>786,966,863</b>
1	CINKARNA	812,477	814,626	99.74%	19,000 SIT	15,437,063,000	68,647,276	62,043,405
2	HELIOS	219,861	219,861	100.00%	60,232 SIT	13,242,560,020	58,888,512	53,223,435
3	CEMENTARNA TRBOVLJE	176,600	176,600	100.00%	58,000 SIT	10,242,800,000	45,548,840	41,167,040
4	KD HOLDING	924,969	924,969	100.00%	11,037 SIT	10,208,614,612	45,396,821	41,029,645
5	BELINKA HOLDING	2,702,532	2,702,532	100.00%	3,120 SIT	8,431,899,840	37,495,925	33,888,815
6	JUTEKS	641,432	641,432	100.00%	12,939 SIT	8,299,475,819	36,907,047	33,356,587
7	LESNINA	76,495	76,495	100.00%	80,001 SIT	6,119,676,495	27,213,669	24,595,713
8	VALKARTON	852,097	852,156	99.99%	6,900 SIT	5,879,469,300	26,145,488	23,630,291
9	DZS	1,429,368	1,686,384	84.76%	4,050 SIT	5,788,940,400	25,742,914	23,266,445
10	FRUCTAL	2,504,151	2,505,613	99.94%	2,000 SIT	5,008,302,000	22,271,483	20,128,966
11	GRAND HOTEL UNION	1,814,613	1,814,613	100.00%	2,539 SIT	4,606,758,023	20,485,852	18,515,112
12	MARINA PORTOROŽ	313,932	313,932	100.00%	14,400 SIT	4,520,620,800	20,102,807	18,168,916
13	TOSAMA	295,670	295,670	100.00%	12,963 SIT	3,832,820,474	17,044,219	15,404,564
14	HOTELI PALACE	2,346,102	2,346,102	100.00%	1,500 SIT	3,519,153,000	15,649,367	14,143,897
15	NAMA	2,861,310	2,861,310	100.00%	1,156 SIT	3,307,674,360	14,708,940	13,293,939
16	CETIS	200,000	220,642	90.64%	16,500 SIT	3,300,000,000	14,674,813	13,263,095
17	JATA-MESO	119,602	119,602	100.00%	24,000 SIT	2,870,448,000	12,764,632	11,536,674
18	GORENJSKI TISK	960,176	1,070,328	89.71%	2,600 SIT	2,496,457,600	11,101,530	10,033,562
19	TUB SWATY	288,940	288,940	100.00%	8,500 SIT	2,455,990,000	10,921,574	9,870,918
20	SLOVENIJALES	303,777	304,004	99.93%	8,000 SIT	2,430,216,000	10,806,959	9,767,329
21	MESNA INDUSTRIJA PRIMORSKE	1,478,742	1,478,742	100.00%	1,620 SIT	2,395,562,040	10,652,856	9,628,051
22	JATA EMONA	3,197,534	3,197,534	100.00%	744 SIT	2,378,741,469	10,578,056	9,560,447
23	MEDALJON	1,734,000	1,734,000	100.00%	1,368 SIT	2,371,331,700	10,545,106	9,530,666
24	MITOL	770,509	770,509	100.00%	3,000 SIT	2,311,527,000	10,279,159	9,290,304
25	KMETIJSKI KOMBINAT PTUJ	2,531,109	2,531,109	100.00%	895 SIT	2,265,013,511	10,072,318	9,103,361
26	PLAMA - PUR	686,798	686,798	100.00%	3,280 SIT	2,252,697,440	10,017,549	9,053,861
27	SATURNUS AVTOOPREMA	483,061	647,122	74.65%	4,500 SIT	2,173,871,112	9,667,016	8,737,048
28	AKTIVA AVANT	4,814,478	4,814,478	100.00%	447 SIT	2,153,516,009	9,576,498	8,655,239
29	LIP BLEĐ	2,155,899	2,155,899	100.00%	940 SIT	2,026,674,414	9,012,445	8,145,447
30	KD GROUP, finančna družba	99,972	99,972	100.00%	20,001 SIT	1,999,539,972	8,891,780	8,036,391
31	PINUS RAČE	148,203	148,203	100.00%	12,400 SIT	1,837,717,200	8,172,168	7,386,006
32	LIV POSTOJNA	161,600	161,600	100.00%	11,000 SIT	1,777,600,000	7,904,833	7,144,387
33	COLOR	803,701	950,391	84.57%	2,160 SIT	1,735,994,160	7,719,815	6,977,168
34	TOPLICE DOBRNA	682,010	692,542	98.48%	2,500 SIT	1,704,963,619	7,581,825	6,852,453
35	MELAMIN	466,489	466,489	100.00%	3,500 SIT	1,632,711,500	7,260,526	6,562,063
36	SATURNUS EMBALAŽA	84,064	85,929	97.83%	18,000 SIT	1,513,152,000	6,728,855	6,081,539
37	JADRAN	226,334	226,334	100.00%	6,479 SIT	1,466,417,986	6,521,033	5,893,709
38	KS1 - NALOŽBE	4,178,783	4,178,783	100.00%	348 SIT	1,454,843,301	6,469,562	5,847,189
39	INTERTRADE ITA	69,531	69,531	100.00%	20,000 SIT	1,390,620,000	6,183,966	5,589,068
40	KOMPAS HOTELI KG	162,700	162,700	100.00%	8,487 SIT	1,380,857,678	6,140,554	5,549,832
41	KOVINOTEHNA	4,124,504	4,124,504	100.00%	320 SIT	1,319,717,545	5,868,669	5,304,103
42	INTERTRADE ITS	1,260,000	1,260,000	100.00%	1,000 SIT	1,260,000,000	5,603,110	5,064,091
43	KD INVESTMENTS	20,000	20,000	100.00%	60,000 SIT	1,200,000,000	5,336,296	4,822,944
44	HIPOTEKARNA BANKA	300,000	300,000	100.00%	3,999 SIT	1,199,700,000	5,334,961	4,821,738
45	GEA TOVARNA OLJA	660,348	846,600	78.00%	1,750 SIT	1,155,609,000	5,138,893	4,644,531
46	POM-INVEST	2,241,983	2,241,983	100.00%	510 SIT	1,143,725,208	5,086,046	4,596,769
47	TEKSTINA	1,127,293	1,503,057	75.00%	956 SIT	1,077,297,555	4,790,648	4,329,788
48	CERTIUS HOLDING	1,875,377	1,875,377	100.00%	546 SIT	1,024,518,455	4,555,944	4,117,662
49	MERCATA HOLDING	2,898,918	2,898,917	100.00%	353 SIT	1,024,332,675	4,555,118	4,116,916
50	JAVOR PIVKA	1,194,700	1,194,700	100.00%	822 SIT	982,162,870	4,367,593	3,947,430
51	MERCATA 1 HOLDING	2,693,249	2,693,249	100.00%	353 SIT	950,447,572	4,226,558	3,819,963
52	MEDVEŠEK PUŠNIK	80,000	80,000	100.00%	11,695 SIT	935,609,600	4,160,574	3,760,327
53	GOZDNO GOSPODARSTVO BLEĐ	489,520	611,900	80.00%	1,802 SIT	881,899,651	3,921,731	3,544,460
54	CM CELJE	64,357	64,357	100.00%	13,510 SIT	869,469,506	3,866,455	3,494,502
55	NIKO ŽELEZNIKI	35,875	35,875	100.00%	23,000 SIT	825,125,000	3,669,259	3,316,276
56	GORIŠKE OPEKARNE	392,725	523,634	75.00%	2,000 SIT	785,450,000	3,492,828	3,156,818
57	KEMA PUCONCI	217,346	217,346	100.00%	3,610 SIT	784,619,060	3,489,133	3,153,478
58	TOVARNA SLADKORJA ORMOŽ	497,163	497,163	100.00%	1,500 SIT	745,744,500	3,316,261	2,997,236
59	GOZDNO GOSPODARSTVO POSTOJNA	686,273	686,273	100.00%	1,050 SIT	720,586,650	3,204,386	2,896,124
60	OLJARICA	70,404	70,404	100.00%	9,900 SIT	696,999,600	3,099,497	2,801,325
61	POTROŠNIK	614,973	730,495	84.19%	1,130 SIT	695,097,832	3,091,040	2,793,681

Issue	Number of shares traded	Number of issued shares	Share of traded shares	Price as of 30 Apr 2002	Market capitalisation as of 30 Apr 2002 (in SIT)	Market capitalisation as of 30 Apr 2002 (in EUR)	Market capitalisation as of 30 Apr 2002 (in USD)
62 DANA	356,128	404,231	88.10%	1,790 SIT	637,469,120	2,834,770	2,562,065
63 INTARA	101,000	101,000	100.00%	5,900 SIT	595,879,800	2,649,826	2,394,912
64 SVILANIT	408,487	410,407	99.53%	1,408 SIT	574,998,556	2,556,969	2,310,988
65 KRUH-PECIVO	654,040	654,040	100.00%	860 SIT	562,605,208	2,501,856	2,261,178
66 AVTO CELJE	418,077	418,077	100.00%	1,330 SIT	556,042,410	2,472,672	2,234,801
67 KOŠAKI TMI MARIBOR	43,236	43,236	100.00%	12,500 SIT	540,450,000	2,403,334	2,172,133
68 KS4 NALOŽBE	1,525,271	1,525,271	100.00%	350 SIT	533,844,850	2,373,962	2,145,586
69 ALPETOUR POTOVALNA AGENCIJA	263,042	263,042	100.00%	2,010 SIT	528,714,420	2,351,147	2,124,967
70 RTC KRVAVEC IMENSKE	205,734	205,734	100.00%	2,500 SIT	514,335,000	2,287,203	2,067,174
71 ELMO	708,000	708,000	100.00%	700 SIT	495,600,000	2,203,890	1,991,876
72 INLES RIBNICA	609,005	555,525	109.63%	800 SIT	487,204,000	2,166,554	1,958,131
73 MURALES	322,045	322,045	100.00%	1,504 SIT	484,355,680	2,153,888	1,946,683
74 PULSAR HOLDING	939,319	939,319	100.00%	490 SIT	460,266,310	2,046,764	1,849,865
75 IMP KLIMAT	353,900	353,900	100.00%	1,300 SIT	460,070,000	2,045,891	1,849,076
76 AVANT HOLDING	706,855	706,855	100.00%	650 SIT	459,455,750	2,043,160	1,846,608
77 INTES	549,982	549,982	100.00%	782 SIT	429,810,933	1,911,332	1,727,462
78 RUDIS	516,996	599,143	86.29%	814 SIT	420,834,744	1,871,415	1,691,385
79 KLASJE	835,600	835,600	100.00%	500 SIT	417,800,000	1,857,920	1,679,188
80 TUS KO-SI	229,456	229,456	100.00%	1,820 SIT	417,609,920	1,857,075	1,678,424
81 LESNINA EMMI	684,037	714,827	95.69%	600 SIT	410,463,242	1,825,294	1,649,701
82 UNITAS	145,115	173,377	83.70%	2,800 SIT	406,322,000	1,806,879	1,633,057
83 NOVOLIT	224,298	224,298	100.00%	1,700 SIT	381,306,600	1,695,637	1,532,517
84 CAPITA	582,021	582,021	100.00%	650 SIT	378,313,650	1,682,328	1,520,488
85 HIDROTEHNIK	330,034	384,472	85.84%	1,000 SIT	330,034,000	1,467,632	1,326,446
86 SAVINJA MOZIRJE	105,780	105,780	100.00%	3,001 SIT	317,411,930	1,411,603	1,275,717
87 MK TISKARNA	103,954	103,954	100.00%	3,000 SIT	311,872,395	1,386,869	1,253,453
88 AGROKOMBINAT MARIBOR	403,808	499,291	80.88%	743 SIT	300,202,981	1,334,977	1,206,552
89 INTEGRAL JESENICE	243,784	256,556	95.02%	1,200 SIT	292,540,800	1,300,903	1,175,757
90 EGOLES ŠKOFJA LOKA	258,300	258,300	100.00%	1,110 SIT	286,713,000	1,274,988	1,152,334
91 IMP ČRPALKE	333,034	333,034	100.00%	673 SIT	224,208,480	997,036	901,121
92 DRAVINJSKI DOM	216,560	216,560	100.00%	1,000 SIT	216,560,000	963,023	870,381
93 LIZ INŽENIRING	188,677	235,846	80.00%	1,100 SIT	207,544,700	922,933	834,147
94 DOM SMREKA	406,199	406,199	100.00%	501 SIT	203,586,939	905,333	818,240
95 ZDRAVILIŠČE ROGAŠKA	891,864	961,898	92.72%	211 SIT	188,281,409	837,271	756,726
96 ŽELEZARNA RAVNE - MONTER DRAVOGRAD	275,835	444,100	62.11%	660 SIT	182,106,267	809,811	731,907
97 GEA COLLEGE	147,885	147,885	100.00%	1,200 SIT	177,447,212	789,092	713,182
98 CREINA	48,594	48,594	100.00%	3,501 SIT	170,132,453	756,564	683,783
99 UPIMO GROUP	215,000	215,000	100.00%	650 SIT	139,750,000	621,456	561,672
100 SVILA	1,263,478	1,263,478	100.00%	86 SIT	108,848,630	484,040	437,476
101 GRADIS GP	304,750	304,750	100.00%	330 SIT	100,567,500	447,215	404,193
102 AVTOPREVOZNIŠTVO IN SERVISI	308,696	308,696	100.00%	245 SIT	75,630,520	336,322	303,968
103 ALPDOM	47,816	47,816	100.00%	1,503 SIT	71,867,448	319,588	288,844
104 GRAD PRESTRANEK	43,235	43,235	100.00%	1,510 SIT	65,284,850	290,316	262,388
105 MLAJ	67,062	93,000	72.11%	800 SIT	53,649,600	238,575	215,624
106 JELEN	50,849	67,798	75.00%	900 SIT	45,769,185	203,532	183,952
107 SIJAJ HRASTNIK	26,880	26,880	100.00%	1,200 SIT	32,256,000	143,440	129,641
108 RAZVOJNA DRUŽBA	21,948	21,948	100.00%	1,205 SIT	26,447,340	117,609	106,295
109 ZASAVSKI RAČUNSKI CENTER	43,466	70,700	61.48%	310 SIT	13,478,807	59,939	54,173
110 DADAS	31,320	31,320	100.00%	301 SIT	9,427,320	41,922	37,890
<b>Preferred shares</b>	-	-	-	-	<b>2,276,059,176</b>	<b>10,121,437</b>	<b>9,147,754</b>
1 KD HOLDING	266,413	266,413	100.00%	6,502 SIT	1,732,193,349	7,702,913	6,961,893
2 HIPOTEKARNA BANKA	79,500	79,500	100.00%	4,000 SIT	318,000,000	1,414,118	1,278,080
3 KOVINOTEHNA	527,955	527,955	100.00%	399 SIT	210,654,045	936,760	846,644
4 ZDRAVILIŠČE ROGAŠKA	27,818	30,000	92.73%	500 SIT	13,911,782	61,864	55,913
5 PRIMOFIN	10,000	10,000	100.00%	130 SIT	1,300,000	5,781	5,225
<b>TOTAL SHARES</b>					<b>198,081,835,269</b>	<b>880,852,683</b>	<b>796,114,618</b>

EXCHANGE RATES	1 USD=	248.8107 SIT as of 30 Apr 2002
	1 EUR=	224.8751 SIT as of 30 Apr 2002

D2) MARKET CAPITALISATION OF BONDS - OFFICIAL MARKET AS OF 30 APRIL 2002

Issue	Number of issued bonds	Price as of 30 Apr 2002	Principal amt. as of 30 Apr 2001	Currency of denomination	Market capitalisation as of 30 Apr 2002 (in SIT)	Market capitalisation as of 30 Apr 2002 (in EUR)	Market capitalisation as of 30 Apr 2002 (in USD)
1 REPUBLIKA SLOVENIJA 10 <sup>th</sup> issue	5,218,961	102.50	8,245.56	SIT	44,109,087,465	196,149,273	177,279,705
2 REPUBLIKA SLOVENIJA 33 <sup>rd</sup> issue	248,716	109.86	511.29	EUR	31,416,079,509	139,704,572	126,264,986
3 REPUBLIKA SLOVENIJA 4 <sup>th</sup> issue	267,656	103.09	380.00	EUR	23,578,625,742	104,852,097	94,765,321
4 REPUBLIKA SLOVENIJA 27 <sup>th</sup> issue	1,700,000	104.10	10,000.00	SIT	17,697,000,000	78,697,019	71,126,362
5 REPUBLIKA SLOVENIJA 37 <sup>th</sup> issue	1,700,000	102.30	10,000.00	SIT	17,391,000,000	77,336,264	69,896,512
6 REPUBLIKA SLOVENIJA 34 <sup>th</sup> issue	1,691,000	101.50	10,000.00	SIT	17,163,650,000	76,325,258	68,982,765
7 REPUBLIKA SLOVENIJA 35 <sup>th</sup> issue	1,400,000	101.10	10,000.00	SIT	14,154,000,000	62,941,606	56,886,621
8 REPUBLIKA SLOVENIJA 13 <sup>th</sup> issue	106,701	100.50	511.29	EUR	12,329,436,255	54,827,930	49,553,481
9 REPUBLIKA SLOVENIJA 18 <sup>th</sup> issue	500,000	103.39	100.00	EUR	11,624,918,295	51,695,000	46,721,939
10 REPUBLIKA SLOVENIJA 26 <sup>th</sup> issue	500,000	100.34	100.00	EUR	11,281,983,767	50,170,000	45,343,644
11 REPUBLIKA SLOVENIJA 24 <sup>th</sup> issue	1,100,000	101.00	10,000.00	SIT	11,110,000,000	49,405,203	44,652,420
12 REPUBLIKA SLOVENIJA 28 <sup>th</sup> issue	1,050,000	101.60	10,000.00	SIT	10,668,000,000	47,439,668	42,875,970
13 REPUBLIKA SLOVENIJA 12 <sup>th</sup> issue	963,281	100.00	10,000.00	SIT	9,632,810,000	42,836,268	38,715,417
14 REPUBLIKA SLOVENIJA 15 <sup>th</sup> issue, I series	89,813	104.00	100,000.00	SIT	9,340,552,000	41,536,622	37,540,797
15 REPUBLIKA SLOVENIJA 23 <sup>th</sup> issue	400,000	103.01	100.00	EUR	9,265,753,620	41,204,000	37,240,173
16 REPUBLIKA SLOVENIJA 17 <sup>th</sup> issue	900,000	102.90	10,000.00	SIT	9,261,000,000	41,182,861	37,221,068
17 REPUBLIKA SLOVENIJA 15 <sup>th</sup> issue, E series	89,813	100.10	100,000.00	SIT	8,990,281,300	39,978,999	36,133,017
18 REPUBLIKA SLOVENIJA 22 <sup>nd</sup> issue	800,000	102.50	10,000.00	SIT	8,200,000,000	36,464,686	32,956,782
19 REPUBLIKA SLOVENIJA 25 <sup>th</sup> issue	800,000	101.81	10,000.00	SIT	8,144,800,000	36,219,217	32,734,927
20 REPUBLIKA SLOVENIJA 29 <sup>th</sup> issue	328,037	100.20	100.00	EUR	7,391,488,789	32,869,307	29,707,279
21 REPUBLIKA SLOVENIJA 14 <sup>th</sup> issue	630,400	101.15	10,000.00	SIT	6,376,496,000	28,355,723	25,627,901
22 REPUBLIKA SLOVENIJA 20 <sup>th</sup> issue	600,000	101.00	10,000.00	SIT	6,060,000,000	26,948,293	24,355,866
23 REPUBLIKA SLOVENIJA 16 <sup>th</sup> issue	600,000	100.00	10,000.00	SIT	6,000,000,000	26,681,478	24,114,719
24 REPUBLIKA SLOVENIJA 19 <sup>th</sup> issue	600,000	100.00	10,000.00	SIT	6,000,000,000	26,681,478	24,114,719
25 SLOV. RAZVOJNA DRUŽBA	50,000	98.74	511.29	EUR	5,676,384,368	25,242,387	22,814,069
26 REPUBLIKA SLOVENIJA 32 <sup>nd</sup> issue	238,655	100.40	100.00	EUR	5,388,223,726	23,960,962	21,655,916
27 REPUBLIKA SLOVENIJA 15 <sup>th</sup> issue, H series	47,902	103.20	100,000.00	SIT	4,943,486,400	21,983,254	19,968,464
28 NLB 2 <sup>nd</sup> issue, A series	40,000	103.00	100,000.00	SIT	4,120,000,000	18,321,281	16,558,773
29 REPUBLIKA SLOVENIJA 38 <sup>th</sup> issue	180,186	100.00	100.00	EUR	4,051,934,477	18,018,600	16,285,210
30 SKB OBVEZNICE 4 <sup>th</sup> issue, A series	38,182	99.50	100,000.00	SIT	3,799,109,000	16,894,307	15,269,074
31 REPUBLIKA SLOVENIJA 36 <sup>th</sup> issue	379,000	99.25	10,000.00	SIT	3,761,575,000	16,727,397	15,118,220
32 BTC HIPOTEKARNE OBVEZNICE	340,000	111.50	43.82	EUR	3,735,661,591	16,612,162	15,014,071
33 REPUBLIKA SLOVENIJA 31 <sup>st</sup> issue	294,768	103.75	10,000.00	SIT	3,058,218,000	13,599,629	12,291,344
34 NLB TOLARSKE	27,300	100.01	100,000.00	SIT	2,730,273,000	12,141,286	10,973,294
35 NLB 3	12,000	100.00	1,000.00	EUR	2,698,501,200	12,000,000	10,845,599
36 NLB DEVIZNE	20,000	100.01	511.29	EUR	2,299,757,750	10,226,823	9,243,002
37 BANKA CELJE 5 <sup>th</sup> issue	100,000	101.80	100.00	EUR	2,289,228,518	10,180,000	9,200,684
38 BANKA CELJE 3 <sup>rd</sup> issue	100,000	101.30	100.00	EUR	2,277,984,763	10,130,000	9,155,494
39 ABANKA 5 <sup>th</sup> issue	100,000	101.07	100.00	EUR	2,272,812,636	10,107,000	9,134,706
40 ABANKA 4 <sup>th</sup> issue	100,000	100.50	100.00	EUR	2,259,994,755	10,050,000	9,083,190
41 NFD INV. SVETOVANJE	16,000	100.00	135,740.00	SIT	2,171,840,000	9,657,983	8,728,885
42 HOTELI BERNARDIN	20,000	102.58	464.08	EUR	2,141,050,507	9,521,065	8,605,138
43 REPUBLIKA SLOVENIJA 8 <sup>th</sup> issue	965,330	100.50	9.37	EUR	2,044,197,370	9,090,368	8,215,874
44 BANKA CELJE 4 <sup>th</sup> issue	100,000	100.80	90.16	EUR	2,043,693,693	9,088,128	8,213,850
45 STANOVANJSKI SKLAD 2 <sup>nd</sup> issue	20,000	105.00	96,553.00	SIT	2,027,613,000	9,016,619	8,149,219
46 NOVA KBM 2 <sup>nd</sup> issue	18,000	100.15	500.00	EUR	2,026,911,714	9,013,500	8,146,401
47 NOVA KBM 3 <sup>th</sup> issue, B series	18,000	100.00	500.00	EUR	2,023,875,900	9,000,000	8,134,200
48 NOVA KBM 3 <sup>th</sup> issue, A series	20,000	100.00	100,000.00	SIT	2,000,000,000	8,893,826	8,038,240
49 SL. ZADR. KMET. BANKA 3 <sup>rd</sup> issue	200,000	98.31	10,000.00	SIT	1,966,200,000	8,743,520	7,902,393
50 NOVA KBM 1 <sup>st</sup> issue	15,000	101.00	511.29	EUR	1,741,892,307	7,746,044	7,000,874
51 ABANKA 3 <sup>rd</sup> issue	70,000	98.00	100.00	EUR	1,542,643,186	6,860,000	6,200,068
52 SKB OBVEZNICE 4 <sup>th</sup> issue, B series	11,818	97.25	500.00	EUR	1,292,245,324	5,746,503	5,193,689
53 SKB OBVEZNICE 3 <sup>rd</sup> issue	35,000	100.00	153.39	EUR	1,207,275,706	5,368,650	4,852,186
54 ABANKA 1 <sup>st</sup> issue	20,000	101.70	255.65	EUR	1,169,332,755	5,199,921	4,699,688
55 NLB 2 <sup>nd</sup> issue, B series	10,000	99.56	500.00	EUR	1,119,428,248	4,978,000	4,499,116
56 BANKA ZASAVJE OBVEZNICE 2 <sup>nd</sup> issue	18,000	98.01	255.65	EUR	1,014,215,073	4,510,126	4,076,252
57 DOLENJSKA BANKA DEVIZNE	17,508	100.00	255.65	EUR	1,006,523,003	4,475,920	4,045,336
58 DOLENJSKA BANKA TOLARSKE	18,000	100.00	50,000.00	SIT	900,000,000	4,002,222	3,617,208
59 KREKOVA BANKA 2 <sup>nd</sup> issue	14,000	100.00	255.65	EUR	804,850,470	3,579,100	3,234,790
60 PROBANKA 2 <sup>nd</sup> issue	60,000	101.50	51.13	EUR	700,219,909	3,113,817	2,814,268
61 STANOVANJSKI SKLAD RS 1 <sup>st</sup> issue	70,965	97.01	35.80	EUR	554,223,718	2,464,585	2,227,491
62 BANKA VIPA 7 <sup>th</sup> issue	10,000	100.00	200.00	EUR	449,750,200	2,000,000	1,807,600
63 BANKA VIPA 6 <sup>th</sup> issue	10,000	100.00	187.50	EUR	421,640,813	1,875,000	1,694,625
64 BANKA VIPA 5 <sup>th</sup> issue	10,000	100.00	162.50	EUR	365,422,038	1,625,000	1,468,675
65 SL.ZADR.KMET.BANKA	10,000	104.00	143.34	EUR	335,229,407	1,490,736	1,347,327
66 BANKA VIPA 3 <sup>rd</sup> issue	10,000	100.51	143.82	EUR	325,064,787	1,445,535	1,306,474
67 BANKA VIPA 4 <sup>th</sup> issue	8,000	100.01	175.78	EUR	316,259,983	1,406,381	1,271,087
68 PROBANKA 1 <sup>st</sup> issue	80,000	100.50	2,952.42	SIT	237,374,568	1,055,584	954,037
69 BANKA VIPA 2 <sup>nd</sup> issue	8,000	103.01	95.88	EUR	177,680,091	790,128	714,118
<b>TOTAL</b>					<b>406,676,761,696</b>	<b>1,808,456,168</b>	<b>1,634,482,607</b>

EXCHANGE RATES	1 USD=	248.8107 SIT as of 30 Apr 2002
	1 EUR=	224.8751 SIT as of 30 Apr 2002

MARKET CAPITALISATION OF BONDS - FREE MARKET AS OF 30 APRIL 2002

Issue	Number of issued bonds	Price as of 30 Apr 2002	Principal amt. as of 30 Apr 2001	Currency of denomination	Market capitalisation as of 30 Apr 2002 (in SIT)	Market capitalisation as of 30 Apr 2002 (in EUR)	Market capitalisation as of 30 Apr 2002 (in USD)
1 SLOVENSKA ODŠKODNINSKA DR. 2 <sup>nd</sup> issue	7,000,000	88.54	51.13	EUR	71,261,460,650	316,893,514	286,408,344
2 AUTOCOMMERCE 1 <sup>st</sup> issue	22,300	106.20	468.69	EUR	2,496,068,139	11,099,798	10,031,997
3 BANKA KOPER 4 <sup>th</sup> issue	20,000	100.00	100,000.00	SIT	2,000,000,000	8,893,826	8,038,240
4 STANOVANJSKI SKLAD 3 <sup>rd</sup> issue	20,000	101.50	97,791.91	SIT	1,985,175,773	8,827,904	7,978,659
5 PROBANKA 5 <sup>th</sup> issue	78,500	100.00	100.00	EUR	1,765,269,535	7,850,000	7,094,830
6 BANKA KOPER 3 <sup>rd</sup> issue	10,000	100.00	500.00	EUR	1,124,375,500	5,000,000	4,519,000
7 PROBANKA 4 <sup>th</sup> issue	50,000	98.00	100.00	EUR	1,101,887,990	4,900,000	4,428,620
8 KD Investments 1 <sup>st</sup> issue	80,000	102.75	51.13	EUR	945,124,410	4,202,886	3,798,568
9 SIP STROJNA INDUSTRIJA 1 <sup>st</sup> issue, A series	32,500	100.00	102.26	EUR	747,361,151	3,323,450	3,003,734
10 SIP STROJNA INDUSTRIJA 1 <sup>st</sup> issue, B series	17,250	100.00	102.26	EUR	396,676,303	1,763,985	1,594,290
11 SI.MOBIL 1 <sup>st</sup> issue	5,000	100.00	337.16	EUR	379,094,444	1,685,800	1,523,626
12 UBK KONVERTIBILNE	80	98.00	17,179.82	EUR	302,883,797	1,346,898	1,217,326
13 BORZNA DRUŽBA POTEZA 2 <sup>nd</sup> issue	15,000	100.10	81.45	EUR	275,015,895	1,222,972	1,105,322
14 VIPA	4,000	103.71	63.92	EUR	59,629,170	265,166	239,657
15 BANKA KOPER 2 <sup>nd</sup> issue	3,000	100.00	76.00	USD	56,728,840	252,268	228,000
16 OBČINA ŠMARJE	1,579	102.00	63.91	EUR	23,146,882	102,932	93,030
<b>TOTAL</b>					<b>84,919,898,477</b>	<b>377,631,398</b>	<b>341,303,242</b>

EXCHANGE RATES		
1 USD=	248.8107	SIT as of 30 Apr 2002
1 EUR=	224.8751	SIT as of 30 Apr 2002



D3) MARKET CAPITALISATION OF AUTHORISED INVESTMENT FUNDS AS OF  
30 APRIL 2002

	Authorised Inv. Fund	Number of shares traded	Price as of 30 Apr 2002	Market capitalisation as of 30 Apr 2002 (in SIT)	Market capitalisation as of 30 Apr 2002 (in EUR)	Market capitalisation as of 30 Apr 2002 (in USD)
1	INFOND ZLAT	336,854,710	80.96 SIT	27,271,757,322	121,275,131	109,608,459
2	NFD 1	160,580,300	160.09 SIT	25,707,300,227	114,318,127	103,320,718
3	TRIGLAV STEBER 1	147,487,470	170.59 SIT	25,159,887,507	111,883,830	101,120,601
4	ATENA 1. SKLAD	297,107,158	69.52 SIT	20,654,889,624	91,850,497	83,014,475
5	MAKSIMA 1	216,646,243	83.49 SIT	18,087,794,828	80,434,850	72,697,014
6	ZVON ENA	137,974,360	115.59 SIT	15,948,456,272	70,921,397	64,098,756
7	NFD 2	291,379,659	48.32 SIT	14,079,465,123	62,610,156	56,587,056
8	ID KD	92,046,145	119.87 SIT	11,033,571,401	49,065,332	44,345,245
9	TRIGLAV STEBER II	195,412,551	48.18 SIT	9,414,976,707	41,867,582	37,839,919
10	ZLATA MONETA 1	68,297,800	128.89 SIT	8,802,903,442	39,145,746	35,379,923
11	PID VIPA INVEST	104,268,115	80.18 SIT	8,360,217,461	37,177,160	33,600,715
12	ZVON DVA	141,224,712	50.11 SIT	7,076,770,318	31,469,782	28,442,387
13	POMURSKA INV. DRUŽBA 1	35,923,940	169.00 SIT	6,071,145,860	26,997,857	24,400,662
14	MODRA LINIJA	52,986,743	104.30 SIT	5,526,517,295	24,575,941	22,211,735
15	KRONA SENIOR	73,170,428	69.50 SIT	5,085,344,746	22,614,086	20,438,610
16	PID KD	95,913,558	40.24 SIT	3,859,561,574	17,163,134	15,512,040
17	ARKADA ENA	66,406,092	55.08 SIT	3,657,647,547	16,265,240	14,700,524
18	ZLATA MONETA II	82,333,757	41.80 SIT	3,441,551,043	15,304,278	13,832,006
19	VIZIJA DPB	44,074,632	65.92 SIT	2,905,399,741	12,920,060	11,677,150
20	KS-sklad 2	44,293,242	49.58 SIT	2,196,058,938	9,765,683	8,826,224
21	MERCATA	28,923,982	49.39 SIT	1,428,555,471	6,352,662	5,741,536
22	NIKA	32,574,698	42.60 SIT	1,387,682,135	6,170,902	5,577,261
23	NIKA 1	30,911,102	36.30 SIT	1,122,073,003	4,989,761	4,509,746
24	MERCATA 1	26,821,153	41.01 SIT	1,099,935,485	4,891,317	4,420,772
25	PID AKTIVA AVANT I	29,520,040	33.52 SIT	989,511,741	4,400,273	3,976,966
26	POOBLAŠČENA POMURSKA INV. DRUŽBA	22,967,400	38.01 SIT	872,990,874	3,882,114	3,508,655
27	KS - SKLAD 4	26,381,090	33.00 SIT	870,575,970	3,871,376	3,498,949
28	TRDNJAVA	25,932,762	30.52 SIT	791,467,896	3,519,589	3,181,004
29	TRGATEV	17,585,800	32.50 SIT	571,538,500	2,541,582	2,297,082
30	KRONA KRONA	12,871,618	38.57 SIT	496,458,306	2,207,707	1,995,325
31	SETEV	15,405,373	32.00 SIT	492,971,936	2,192,203	1,981,313
32	NIKA 2	12,555,868	30.80 SIT	386,720,734	1,719,713	1,554,277
33	PLOD	10,478,017	33.00 SIT	345,774,561	1,537,629	1,389,709
34	TRDNJAVA I	8,917,902	31.47 SIT	280,646,376	1,248,010	1,127,951
35	CAPINVEST 2	5,876,900	42.70 SIT	250,943,630	1,115,924	1,008,573
	<b>TOTAL</b>			<b>235,729,063,595</b>	<b>1,048,266,632</b>	<b>947,423,337</b>

MARKET CAPITALISATION OF PENSION COUPONS AS OF 30 APRIL 2002

Number of coupons traded	Price as of 30 Apr 2002	Market capitalisation (in SIT)	Market capitalisation (in EUR)	Market capitalisation (in USD)
110,140,191	52.82	5,817,604,888.62	25,870,382.66	23,381,650.74

EXCHANGE RATES	1 USD=	248.8107 SIT as of 30 Apr 2002
	1 EUR=	224.8751 SIT as of 30 Apr 2002

## E) OTHER

### E1) INDICATORS AS OF 30 APRIL 2002 (shares - official market)

SECTOR	Price as of 31 Mar 2002	Total net profit (loss) in 000 SIT in year 2000	Earning per share as of 31 Dec 2000	P / E <sup>(1)</sup>	Dividend for year 2000	Dividend yield	Book value as of 31 Dec 2000	Market book ratio	Turnover ratio <sup>(2)</sup>
<b>BANKS</b>									
Banka Koper	48,201	2,360,248	4,546.15 SIT	10.60	4,500 SIT	9.34%	41,542.85 SIT	1.16	0.41
Banka Vipa <sup>(6)</sup>	84,999	360,065	1,597.94 SIT	<sup>(4)</sup>	1,600 SIT	1.88%	96,445 SIT	<sup>(4)</sup>	1.80
Probanka Maribor <sup>(6)</sup>	4,949	428,319	241.97 SIT	<sup>(4)</sup>	242 SIT	4.89%	5,677 SIT	<sup>(4)</sup>	0.68
SKB banka <sup>(6)</sup>	1,800	(19,526,665)	0 SIT	<sup>(4)</sup>	0	0.00%	3,795 SIT	0.47	0.00
<b>CHEMICALS</b>									
Etol Celje <sup>(6)</sup>	30,000	556,033	2,235.12 SIT	13.42	1,500 SIT	5.00%	39,150 SIT	0.77	0.86
Sava Kranj <sup>(6)</sup>	24,941	1,158,965	684.67 SIT	36.43	480 SIT	1.92%	29,850.18 SIT	0.84	0.21
<b>CONSTRUCTION</b>									
Gradbeno podjetje Grosuplje	5,900	(642,963)	(4,052.47 SIT)	<sup>(4)</sup>	0	0.00%	23,749.13 SIT	<sup>(4)</sup>	0.06
<b>FOOD AND BEVERAGES</b>									
Droga Portorož <sup>(6)</sup>	60,283	1,160,752	4,118.16 SIT	14.64	1,625 SIT	2.70%	51,208.99 SIT	1.18	0.32
Kolinska Ljubljana <sup>(6)</sup>	4,179	1,018,202	322.32 SIT	12.96	100 SIT	2.39%	4,863.38 SIT	0.86	0.27
Mlinotest Ajdovščina	1,654	221,615	102.69 SIT	16.10	20 SIT	1.21%	1,825.63 SIT	0.91	0.15
Pivovarna Laško <sup>(6)</sup>	6,124	1,434,506	224.18 SIT	27.32	140 SIT	2.29%	4,710.00 SIT	1.30	0.57
Pivovarna Union	75,000	1,273,341	2,943.30 SIT	25.48	615 SIT	0.82%	37,774.97 SIT	1.99	1.06
Radenska Radenci <sup>(6)</sup>	1,511	779,110	155.43 SIT	9.72	- SIT	0.00%	3,637.93 SIT	0.42	0.05
Žito Ljubljana	25,079	-1,957,513	(5,653.30 SIT)	<sup>(4)</sup>	510 SIT	2.03%	39,676.00 SIT	<sup>(4)</sup>	0.35
<b>HEALTH RESORTS</b>									
Terme Čatež	21,882	722,346	1630 SIT	13.42	500 SIT	2.28%	26,972.79 SIT	0.81	0.19
Zdravilišče Moravske Toplice	2,098	253,688	89 SIT	23.67	- SIT	0.00%	2,587.98 SIT	0.81	0.31
<b>HOUSEHOLD APPLIANCES</b>									
Gorenje <sup>(6)</sup>	3,147	3,241,974	265.74 SIT	11.84	70 SIT	2.22%	3,926.37 SIT	0.80	0.38
<b>NON-METALS</b>									
Comet Zreče <sup>(6)</sup>	2,240	384,156	229.02 SIT	9.78	0	0.00%	2,875.77 SIT	0.78	0.18
<b>OIL AND GAS</b>									
Istrabenz Koper <sup>(6)</sup>	6,251	3,915,094	756.28 SIT	8.27	80 SIT	1.28%	4,913 SIT	1.27	0.17
Petrol Ljubljana <sup>(6)</sup>	30,500	645,762	314.43 SIT	97.00	500 SIT	1.64%	27,266 SIT	1.12	0.38
<b>OTHER FINANCIAL INTERMEDIATION</b>									
Nika Brežice <sup>(6)</sup>	740	31,690	95.07 SIT	7.78	0	0.00%	2,726.62 SIT	0.27	0.19
<b>PHARMACEUTICALS</b>									
Krka Novo Mesto <sup>(6)</sup>	37,314	8,519,905	2,522.23 SIT	14.79	700 SIT	1.88%	21,983 SIT	1.70	0.24
Lek Ljubljana <sup>(6)</sup>	60,109	8,168,669	4,399.51 SIT	13.66	950 SIT	1.58%	33,493 SIT	1.79	0.28
<b>PUBLISHING</b>									
Delo Ljubljana <sup>(6)</sup>	18,127	957,353	1,434.31 SIT	12.64	1,000 SIT	5.52%	7,275.60 SIT	2.49	0.23
<b>REAL ESTATE / TRADE</b>									
BTC <sup>(6)</sup>	16,500	1,001,012	2,110.18 SIT	7.82	350 SIT	2.12%	44,517.78 SIT	0.37	0.99
<b>TRANSPORT</b>									
Aerodrom Ljubljana <sup>(5)(6)</sup>	3,899	943,107	248.41 SIT	15.70	166 SIT	4.25%	4,149.76 SIT	0.94	0.20
Intereuropa Koper	4,790	1,717,626	238.21 SIT	20.11	160 SIT	3.34%	3,195.77 SIT	1.50	0.29
Luka Koper <sup>(5)(6)</sup>	4,285	3,638,519	259.89 SIT	16.49	150 SIT	3.50%	3,762 SIT	1.14	0.18
<b>TRADE</b>									
Delo Prodaja	5,450	414,958	704.37 SIT	7.74	360 SIT	6.61%	4,498.94 SIT	1.21	0.72
Emona obala Koper <sup>(3)</sup>	2,345	347,269	230.15 SIT	10.19	0	0.00%	6,514.99 SIT	0.36	0.41
Koloniale Maribor	1,683	63,948	98.30 SIT	17.12	0	0.00%	3,729.84 SIT	0.45	0.18
Kompas MTS	1,580	1,740,250	493.45 SIT	3.20	800 SIT	50.63%	4,479.24 SIT	0.35	0.28
Mercator Ljubljana <sup>(6)</sup>	20,125	5,251,044	1636.60 SIT	12.30	300 SIT	1.49%	23,558 SIT	0.85	0.23
Salus Ljubljana <sup>(6)</sup>	78,780	1,053,313	7,968.23 SIT	9.89	3,000 SIT	3.81%	45,739 SIT	1.72	0.08
Merkur Kranj	20,500	233,318	258.29 SIT	79.37	550 SIT	2.68%	26,297.28 SIT	0.78	0.08
Tehnounion Ljubljana	8,600	200,354	2,405.90 SIT	3.57	0	0.00%	49,044.68 SIT	0.18	0.38
Živila Kranj	16,717	400,389	1,387.24 SIT	12.05	0	0.00%	31,423.21 SIT	0.53	0.45

Calculated on the basis of nonconsolidated financial statement for 2000. Statements are consolidated for the following issues: Droga, Emona obala Koper, Gorenje, Istrabenz, Krka, Lek, Mercator, Merkur, Petrol, Radenska, Sava, Tehnounion, Živila and Žito. An average number of shares traded in year 2000 has been used for the calculations.

<sup>(1)</sup> P / E = PRICE / EARNING PER SHARE

<sup>(2)</sup> Yearly turnover / average capitalisation as of 31 January 2002, 31 July 2001 and 31 January 2001.

<sup>(3)</sup> Shares of daughter company are excluded.

<sup>(4)</sup> Not applicable.

<sup>(5)</sup> Calculation of P/E for Aerodrom and Luka Koper includes common and preferred shares.

<sup>(6)</sup> Calculations have been prepared according to net profit and capital for year 2001.

## E2) RECORD VALUES

### RECORD DAILY TURNOVER IN YEAR 2002

**4 April 2002**

	Value (in SIT)	Number of bargains	Volume in pieces
Order book trades	1,033,932,680	1,624	1,909,551
Cross trades	205,597,060	241	494,989
Block trades	3,852,537,752	14	7,087,713
<b>Total</b>	<b>5,092,067,492</b>	<b>1,879</b>	<b>9,492,253</b>

### MAX AND MIN VALUE OF TURNOVER AND INDICES

	In year 2002		In years 1989-2001	
Monthly turnover (in SITm)	40,918	April	53,123	December 2000
Daily turnover (in SITm)	5,092	4 Apr 2002	10,058	12 July 2001
Number of bargains per day	2,344	22 Apr 2002	5,900	8 July 1999
Value of block trade (in SITm)	2,710	4 Apr 2002	8,128	23 Nov 2001
Max value of SBI 20 index	2,715.65	30 Apr 2002	2,159.35	19 Dec 2001
Min value of SBI 20 index	2,140.80	3 Jan 2002	891.93	10 Sep 1996
Max value of SBI 20NT index	2,620.90	30 Apr 2002	2,096.75	27 Dec 2001
Min value of SBI 20NT index	2,082.58	3 Jan 2002	1,437.30	1 July 1998
Max value of IPT index	2,175.30	30 Apr 2002	1,806.98	30 Dec 1999
Min value of IPT index	1,753.43	8 Jan 2002	1,318.83	1 July 1998
Max value of PIX index	2,329.56	30 Apr 2002	1,633.77	19 Oct 1999
Min value of PIX index	1,551.00	3 Jan 2002	965.15	29 Apr 1999
Max value of FOOD AND BEVERAGES index	2,546.98	30 Apr 2002	2,175.17	28 Dec 2001
Min value of FOOD AND BEVERAGES index	2,049.04	28 Feb 2002	1,551.34	3 Apr 2000
Max value of PHARMACEUTICALS index	2,825.95	29 Apr 2002	2,623.07	11 Aug 1998
Min value of PHARMACEUTICALS index	2,076.41	18 Jan 2002	1,505.49	23 Apr 2001
Max value of CHEMICALS index	2,563.99	30 Apr 2002	2,176.97	6 Aug 1998
Min value of CHEMICALS index	1,896.00	3 Jan 2002	1,476.44	1 July 1998
Max value of OIL AND GAS index	3,374.26	29 Mar 2002	2,633.44	17 Dec 2001
Min value of OIL AND GAS index	2,554.39	3 Jan 2002	1,591.73	27 June 2000
Max value of TRANSPORT index	2,527.10	30 Apr 2002	2,070.25	7 Dec 2001
Min value of TRANSPORT index	2,032.64	3 Jan 2002	1,132.46	1 July 1998
Max value of TRADE index	2,222.45	30 Apr 2002	2,195.82	31 Jan 2000
Min value of TRADE index	1,790.84	3 Jan 2002	1,172.80	1 July 1998
Max value of BIO index	109.03	3 Jan 2002	113.52	14 Dec 1995
Min value of BIO index	107.34	26 Feb 2002	100.46	5 July 1995

## E3) NEW LISTED SECURITIES AND CHANGES IN YEAR 2002

### NEW LISTED LONG - TERM SECURITIES ON LJUBLJANA STOCK EXCHANGE IN YEAR 2002

#### OFFICIAL MARKET

##### BONDS

Issuer	Trading code	Nomin. value of issue	Issue	Listing date	First trading day
Republika Slovenija	RS28	10,500,000,000 SIT	28 <sup>th</sup> issue	18 Jan 2002	25 Jan 2002
Republika Slovenija	RS29	10,278,000 EUR	29 <sup>th</sup> issue	18 Jan 2002	25 Jan 2002
Republika Slovenija	RS31	2,974,680,000 SIT	31 <sup>st</sup> issue	18 Jan 2002	25 Jan 2002
Republika Slovenija	RS32	23,865,500 EUR	32 <sup>nd</sup> issue	18 Jan 2002	25 Jan 2002
Republika Slovenija	RS34	16,910,000,000 SIT	34 <sup>th</sup> issue	20 Feb 2002	26 Feb 2002
Republika Slovenija	RS35	14,000,000,000 SIT	35 <sup>th</sup> issue	20 Mar 2002	26 Mar 2002
Republika Slovenija	RS36	3,790,000,000 SIT	36 <sup>th</sup> issue	20 Mar 2002	26 Mar 2002
Republika Slovenija	RS33	127,166,003.64 EUR	33 <sup>rd</sup> issue	2 Apr 2002	9 Apr 2002
Republika Slovenija	RS37	17,000,000,000 SIT	37 <sup>th</sup> issue	24 Apr 2002	30 Apr 2002
Republika Slovenija	RS38	18,018,600 EUR	37 <sup>th</sup> issue	24 Apr 2002	30 Apr 2002

#### FREE MARKET

##### SHARES

Issuer	Trading code	Type of share	Listing date	First trading day
Jata Emona	JAMR	common	10 Jan 2002	15 Jan 2002
Lesnina	MILG	common	16 Jan 2002	25 Jan 2002
KS 4 naložbe	K4NR	common	23 Apr 2002	25 Apr 2002
IIMP KLIMAT	KLLG	common	23 Apr 2002	26 Apr 2002

##### BONDS

Issuer	Trading code	Nominal value of issue	Issue	Listing date	First trading day
Probanka	PRB5	7,850,000 EUR	5 <sup>th</sup> issue	22 Apr 2002	26 Apr 2002

##### Authorised investment funds

Issuer	Trading code	Type of share	Listing date	First trading day
PID Vipa Invest	VION	common	22 Jan 2002	29 Jan 2002
KS - SKLAD 4	K4SR	common	23 Apr 2002	25 Apr 2002

### DELISTED LONG - TERM SECURITIES IN YEAR 2002

#### FREE MARKET

##### SHARES

Issuer	Trading code	Type of share	Delisting date
Emona Krmila	EMKG	common	11 Jan 2002
Jata Reja	JRDG	common	11 Jan 2002
Totra Plastika	TOPG	common	14 Jan 2002
PPC Gorenjski sejem	GSKG	common	18 Mar 2002
Veletrovina Potrošnik	POMG	common	18 Mar 2002
Bohor	BFUG	common	19 Apr 2002

##### AUTHORISED INVESTMENT FUNDS

Issuer	Trading code	Type of share	Delisting date
Vipa Invest Nanos	VN0N	common	15 Jan 2002
Vipa Invest Soča	VS0N	common	15 Jan 2002
Arkada dva	AR2N	common	8 Mar 2002
Arkada tri	AR3N	common	8 Mar 2002
KS - SKLAD 4	KS4N	common	23 Apr 2002

### EXTENDED LISTING OF LONG - TERM SECURITIES IN YEAR 2002

#### OFFICIAL MARKET

##### BONDS

Issuer	Trading code	Issue	Number of bonds before extension	Number of bonds after extension	Extension date
Republika Slovenija	RS27	27 <sup>th</sup> issue	409,150	1,700,000	16 Jan 2002
Republika Slovenija	RS29	29 <sup>th</sup> issue	102,780	328,037	18 Feb 2002

#### FREE MARKET

##### AUTHORISED INVESTMENT FUNDS

Issuer	Trading code	Type of share	Number of shares before extension	Number of shares after extension	Extension date
Arkada ena	AR1N	common	30,210,725	66,406,092	8 Mar 2002

### EXPIRED BONDS IN YEAR 2002

Issuer	Trading code	Issue	Market	Last trading day
LB SB Velenje	BV01	1 <sup>st</sup> issue	official market	25 Jan 2002
Factor banka	FB01E	1 <sup>st</sup> issue	official market	31 Mar 2002

## F) LIST OF SECURITIES - APRIL 2002

### F1) OFFICIAL MARKET (1)

#### CORPORATE BONDS

	Issuer	Trading code	First trading day	Nominal value of issue traded	Coupon interest rate	Maturity	Sector
1	ABANKA	AB01E	8 Jan 1996	5,112,918.81 EUR	10% p.a.	1996-2002	banking
2	ABANKA	AB03	14 June 1999	7 EURm	5% p.a.	1998-2005	banking
3	ABANKA	AB04	27 Dec 2000	10 EURm	6.25% p.a.	2000-2007	banking
4	ABANKA	AB05	26 Sept 2001	10 EURm	6% p.a.	2001-2006	banking
5	BANKA CELJE	BCE3	6 Mar 2000	10 EURm	6% p.a.	1999-2005	banking
6	BANKA CELJE	BCE4	9 Feb 2001	10 EURm	6% p.a.	2000-2006	banking
7	BANKA CELJE	BCE5	19 Dec 2001	10 EURm	6% p.a.	2001-2007	banking
8	BLAGOVNO TRGOVINSKI CENTER	BTC1E	24 Feb 1997	17,383,924.96 EUR	10.5% p.a.	1996-2008	retail, wholesale and real estate trade
9	LB BANKA ZASAVJE	BZ02E	14 Jan 1997	4,601,626.93 EUR	7.5% p.a.	1996-2004	banking
10	KREKOVA BANKA	KRB2E	14 Apr 1998	3,579,043.17 EUR	7% p.a.	1997-2002	banking
11	BANKA VIPA	VP02E	25 Oct 1995	2,045,167.52 EUR	10% p.a.	1995-2005	banking
12	BANKA VIPA	VIP3E	13 Nov 1996	2,556,459.41 EUR	7.5% p.a.	1996-2006	banking
13	BANKA VIPA	VIP4E	3 Dec 1997	2,045,167.52 EUR	7% p.a.	1997-2007	banking
14	BANKA VIPA	VIP5	24 Dec 1998	2 EURm	6% p.a.	1998-2008	banking
15	BANKA VIPA	VIP6	6 Mar 2000	2 EURm	5.5% p.a.	1999-2009	banking
16	BANKA VIPA	VIP7	19 July 2001	2 EURm	6.2% p.a.	2001-2010	banking
17	DOLENJSKA BANKA	DB01	21 Dec 1998	900 SITm	7% p.a. + TOM	1997-2002	banking
18	DOLENJSKA BANKA	DB02E	18 Dec 1998	4,475,849.13 EUR	6.8% p.a.	1997-2002	banking
19	HOTELI BERNARDIN	HTB1E	28 June 1999	10,225,837.62 EUR	8.5% p.a.	1999-2009	hotel and restaurant activities
20	NFD	NI01	21 Dec 1999	2,171.84 SITm	5.5% p.a. + TOM	1999-2006	investment consulting
21	NOVA KBM	KBM1E	5 Oct 1998	7,669,378.22 EUR	6% p.a.	1998-2003	banking
22	NOVA KBM	KBM2	14 Nov 2000	9 EURm	5.9% p.a.	2000-2006	banking
23	NOVA KBM	KBM3	14 Nov 2001	2,000 SITm	5.8% p.a. + TOM	2001-2006	banking
24	NOVA KBM	KBM4	14 Nov 2001	9 EURm	6% p.a.	2001-2006	banking
25	NOVA LJUBLJANSKA BANKA	NLB1	29 Dec 1997	2,730 SITm	6.75% p.a. + TOM	1997-2002	banking
26	NOVA LJUBLJANSKA BANKA	NLB2E	29 Dec 1997	10,225,837.26 EUR	7% p.a.	1997-2002	banking
27	NOVA LJUBLJANSKA BANKA	NLB3	18 July 2000	4,000 SITm	5.25% p.a. + TOM	2000-2005	banking
28	NOVA LJUBLJANSKA BANKA	NLB4	18 July 2000	5 EURm	5.65% p.a.	2000-2005	banking
29	NOVA LJUBLJANSKA BANKA	NLB5	27 Sept 2001	12 mio EUR	5.8% p.a.	2000-2005	banking
30	PROBANKA	PRB1	15 July 1996	800 SITm	6% p.a. + TOM	1995-2003	banking
31	PROBANKA	PRB2E	3 Nov 1997	3,067,751.29	8% p.a.	1995-2003	banking
32	SKB BANKA	SKB3E	14 Mar 1997	17,895,215.84 EUR	7.5% p.a.	1996-2003	banking
33	SKB BANKA	SKB4A	30 Dec 1999	3,818.2 SITm	5.25% p.a. + TOM	1999-2005	banking
34	SKB BANKA	SKB4B	30 Dec 1999	5,909 EURm	5.25% p.a.	1999-2006	banking
35	STANOVANJSKI SKLAD RS	SSR1E	4 July 1996	4,083,023.58 EUR	6% p.a.	1995-2010	national mortgage agency
36	STANOVANJSKI SKLAD RS	SSR2	30 June 1998	2,000 SITm	7.2% p.a. + TOM	1998-2008	national mortgage agency
37	SLOVENSKA ZADRUŽNA KMETIJSKA BANKA	ZBK1E	10 July 1995	2,556,459.41 EUR	10% p.a.	1994-2004	banking
38	SLOVENSKA ZADRUŽNA KMETIJSKA BANKA	SZB3	15 Mar 2000	2,000 SITm	5.3% p.a. + TOM	1999-2005	banking

#### MUNICIPAL and GOVERNMENT BONDS

	Issuer	Trading code	First trading day	Nominal value of issue traded	Coupon interest rate	Maturity	Sector
1	REPUBLIC OF SLOVENIA	RS04E	6 Aug 1998	136,803,812.19 EUR	8% p.a.	1996-2022	government bond
2	REPUBLIC OF SLOVENIA	RS08E	24 Nov 1993	49,356,539.17 EUR	5% p.a.	1993-2003	government bond
3	REPUBLIC OF SLOVENIA	RS10	14 June 1999	52,189.61 SITm	4.5% p.a. + TOM	1997-2007	government bond
4	REPUBLIC OF SLOVENIA	RS12	14 June 1999	3,032 SITm	4.5% p.a. + TOM	1997-2002	government bond
5	REPUBLIC OF SLOVENIA	RS13E	14 June 1999	54,555,355.02 EUR	5.55% p.a.	1998-2008	government bond
6	REPUBLIC OF SLOVENIA	RS14	29 Feb 2000	6,304 SITm	4% p.a. + TOM	1999-2003	government bond
7	REPUBLIC OF SLOVENIA ISSUE	RSE	29 Feb 2000	8,981.3 SITm	5.1% p.a. + TOM	1995-2002	government bond
8	REPUBLIC OF SLOVENIA ISSUE	RSH	29 Feb 2000	4,790.2 SITm	5.55% p.a. + TOM	1995-2005	government bond
9	REPUBLIC OF SLOVENIA ISSUE	RSI	23 Jan 1997	8,981.3 SITm	5.7% p.a. + TOM	1995-2006	government bond
10	REPUBLIC OF SLOVENIA ISSUE	RS16	15 Mar 2000	6,000 SITm	4.2% p.a. + TOM	2000-2003	government bond
11	REPUBLIC OF SLOVENIA ISSUE	RS17	15 Mar 2000	9,000 SITm	4.7% p.a. + TOM	2000-2005	government bond
12	REPUBLIC OF SLOVENIA ISSUE	RS18	15 May 2000	50 EURm	6% p.a.	2000-2010	government bond
13	REPUBLIC OF SLOVENIA ISSUE	RS19	18 Aug 2000	6,000 SITm	4.2% p.a. + TOM	2000-2003	government bond
14	REPUBLIC OF SLOVENIA ISSUE	RS20	12 Dec 2000	6,000 SITm	4.2% p.a. + TOM	2000-2003	government bond
15	REPUBLIC OF SLOVENIA	RS22	22 Feb 2001	8,000 SITm	4.7% p.a. + TOM	2001-2006	government bond
16	REPUBLIC OF SLOVENIA	RS23	20 Feb 2001	40 EURm	6% p.a.	2001-2011	government bond
17	REPUBLIC OF SLOVENIA	RS24	22 Mar 2001	1,100 SITm	4.2% p.a. + TOM	2001-2004	government bond
18	REPUBLIC OF SLOVENIA	RS25	3 May 2001	8,000 SITm	4.7% p.a. + TOM	2001-2006	government bond
19	REPUBLIC OF SLOVENIA	RS26	14 June 2001	50 EURm	5.375% p.a.	2001-2011	government bond
20	REPUBLIC OF SLOVENIA	RS27	20 Dec 2001	17,000 SITm	4.7% p.a. + TOM	2001-2006	government bond
21	REPUBLIC OF SLOVENIA	RS28	25 Jan 2002	10,500 SITm	4.2% p.a. + TOM	2002-2005	government bond
22	REPUBLIC OF SLOVENIA	RS29	25 Jan 2002	32,8037 EURm	5.375% p.a.	2002-2012	government bond
23	REPUBLIC OF SLOVENIA	RS31	25 Jan 2002	2,974.68 SITm	4.7% p.a. + TOM	2002-2007	government bond
24	REPUBLIC OF SLOVENIA	RS32	25 Jan 2002	23,8655 EURm	5.375% p.a.	2002-2012	government bond
25	REPUBLIC OF SLOVENIA	RS33	9 Apr 2002	127.166 EURm	8% p.a.	2002-2022	government bond
26	REPUBLIC OF SLOVENIA	RS34	26 Feb 2002	16,910 SITm	4.2% p.a. + TOM	2002-2007	government bond
27	REPUBLIC OF SLOVENIA	RS35	26 Mar 2002	14,000 SITm	9% p.a.	2002-2007	government bond
28	REPUBLIC OF SLOVENIA	RS36	26 Mar 2002	3,790 SITm	7.5% p.a.	2002-2005	government bond
29	REPUBLIC OF SLOVENIA	RS37	30 Apr 2002	17,000 SITm	4% p.a. + TOM	2002-2007	government bond
30	REPUBLIC OF SLOVENIA	RS38	30 Apr 2002	18 EURm	5.63% p.a.	2002-2017	government bond
31	SLOVENSKA RAZVOJNA DRUŽBA	SKR1E	3 July 1995	25,564,594.06 EUR	5% p.a.	1993-2003	development fund of Republic Slovenia

TOM (abbreviation for: "temeljna obrestna mera" - base interest rate) - indexation factor, calculated as twelve month average of monthly consumer price index

## F1) OFFICIAL MARKET (2)

### COMMON SHARES

	Issuer	Trading code	First trading day	Nominal value of issue listed	Number of shares traded	Isin code	Sector
1	AERODROM LJUBLJANA	AELG	8 Oct 1997	1,936.229 SITm	1,936,229	SI0031103276	airport services
2	BANKA KOPER	BKP	14 Mar 2000	5,313.59 SITm	531,359	SI 002110547 1	banking
3	BLAGOVNO TRGOVINSKI CENTER BTC	BTC	4 Oct 1994	5,806.624 SITm	725,828	SI0031100504	retail, wholesale and real estate trade
4	COMET ZREČE	CHZG	2 Nov 1998	1,700.688 SITm	1,700,688	SI0031104407	grinding wheels and other non-metals production
5	DELO LJUBLJANA	DELR	13 Jan 1999	667.464 SITm	667,464	SI 003110445 6	publishing
6	DELO PRODAJA	DPRG	12 Feb 2001	593.549 SITm	593,549	SI0031107079	trade
7	DROGA PORTOROŽ	DRPG	12 June 1996	2,827.68 SITm	282,768	SI0031100256	food processing industry
8	EMONA OBALA KOPER	EOKG	7 Jan 1998	1,741.456 SITm	1,741,456	SI0031102682	commerce
9	ETOL CELJE	ETOG	21 Feb 1997	2,745.76 SITm	274,576	SI0031101338	essential oils and fragrances production
10	GEODETSKI ZAVOD SLOVENIJE	GZRG	8 Jan 2001	379.820 SITm	379,820	SI0031110339	surveying and cartography
11	GORENJE VELENJE	GRVG	10 Nov 2000 official market (2 June 1998 free market)	12,200 SITm	12,200,000	SI0031104076	household appliances
12	GRADBENO PODJETJE GROSUPLJE	GPG	23 Dec 1994	19,941.1 SITm	199,411	SI0031100728	construction industry
13	INTEREUROPA KOPER	IEKG	12 Jan 1998	7,210.7 SITm	7,210,700	SI0031100090	retail trade
14	ISTRABENZ KOPER	ITBG	16 June 1997	5,180 SITm	5,180,000	SI0031102070	holding companies management
15	KOMPAS MTS	MTSG	8 Dec 2000	3,526.714 SITm	3,526,714	SI0031103706	catering service, border-crossing and tourist services
16	KOLINSKA LJUBLJANA	KOLR	8 Jan 1996	3,166.992 SITm	3,166,992	SI0031100058	food processing industry
17	KOLONIALE VELETRGOVINA MARIBOR	KLMG	30 July 1999	650.516 SITm	650,516	SI 003110515 6	domestic market food and non food products wholesale
18	KRKA TOVARNA ZDRAVIL NOVO MESTO	KRKG	4 Nov 1997	14,170.448 SITm	3,542,612	SI0031102120	pharmaceutical & chemical industry
19	LEK LJUBLJANA	LEKA	11 Sep 1996	10,743.738 SITm	1,790,623	SI0031100645	pharmaceuticals
20	LUKA KOPER	LKPG	20 Nov 1996	7,140 SITm	7,140,000	SI0031101346	transport
21	MERCATOR LJUBLJANA	MELR	22 Dec 1997	32,085.04 SITm	3,208,504	SI0031100082	commerce industry, agriculture
22	MERKUR KRANJ	MER	30 Nov 1998	91,258.5 SITm	912,585	SI0031104639	wholesale and retail trade
23	MLINOTEST AJDOVŠČINA	MAJG	3 Apr 2000	2,389.177 SITm	2,389,177	SI 003110820 0	food processing industry
24	NIKA BREŽICE	NIKA	23 June 1992	479.688 SITm	479,688	SI0031100793	financial consultancy and services
25	PETROL LJUBLJANA	PETG	5 May 1997	12,517.806 SITm	2,086,301	SI0031102153	crude-oil and gas trade
26	PIVOVARNA LAŠKO	PILR	1 Feb 2000	6,363.405 SITm	6,363,405	SI 003110741 8	brewery
27	PIVOVARNA UNION	PULG	6 Mar 2000	4,511.14 SITm	451,114	SI 003110907 5	brewery and soft drinks
28	RADENSKA RADENCI	RARG	3 Apr 1997	5,061.856 SITm	5,061,856	SI0031102302	health resort
29	SALUS LJUBLJANA	SALS	16 Jan 1992	124.97 SITm	124,970	SI 003110568 5	full-line pharmaceutical wholesale
30	SAVA KRANJ	SAVA	6 Jan 2000	17,209.87 SITm	1,720,987	SI0031108457	chemicals
31	SKB BANKA	SKBB	19 Nov 1991	12,649.2 SITm	12,649,200	SI0021100670	banking
32	TEHNOUNION LJUBLJANA	TEHG	26 Nov 1998	840.05 SITm	84,005	SI0031100025	sales agent and marketing of motor vehicles
33	TERME ČATEŽ	TCRG	26 Aug 1993	2,699.886 SITm	449,981	SI0031100637	health resort
34	ZDRAVILIŠČE MORAVSKE TOPLICE	ZMTG	25 Sep 1997	2,861.843 SITm	2,861,843	SI0031103250	health resort
35	ŽIVILA KRANJ	ZKNG	15 May 2000	3,199.97 SITm	319,997	SI 003110678 2	trade and catering industry
36	ŽITO LJUBLJANA	ZTOG	20 Mar 2000	3,487.65 SITm	348,765	SI 003110844 0	flour, bread, pasta and sweets production

### PREFERRED SHARES

	Issuer	Trading code	First trading day	Nominal value of issue listed	Number of shares traded	Isin code	Sector
1	LEK LJUBLJANA	LEKB	6 May 1999	832.920 SITm	138,820	SI 003120027 0	pharmaceuticals
2	PROBANKA MARIBOR	PRBP	30 Mar 1993	400 SITm	400,000	SI 002120040 5	banking
3	VIPA BANKA	VPPP	28 June 1994	350 SITm	17,500	SI 002120031 4	banking

## F2) FREE MARKET (1)

### CORPORATE BONDS

	Issuer	Trading code	First trading day	Nominal value of issue traded	Interest rate	Maturity	Sector
1	AUTOCOMMERCE LJUBLJANA	ACL1E	15 Dec 1997	11,401,808.95 EUR	8% p.a.	1997-2006	foreign and domestic trade, service and production
2	BANKA KOPER	BKP2	2 Dec 1998	3 USDm	LIBOR + 0,5% p.a.	1997 - 2002	banking
3	BANKA KOPER	BKP3	5 Jan 2000	5 EURm	5% p.a.	1999-2004	banking
4	BANKA KOPER	BKP4	21 Dec 2000	2,000 SITm	6% p.a. + TOM	2000-2005	banking
5	KD INVESTMENTS	KD01E	24 July 1996	4,090,335.05 EUR	10% p.a.	1996-2006	investment
6	PROBANKA	PRB4	15 Mar 2000	5 EURm	5.5% p.a.	1999-2007	banking
7	PROBANKA	PRB5	26 Apr 2002	7.85 EURm	6.25% p.a.	2001-2006	banking
8	UBK BANKA*	UBKKE	5 Jan 1995	3,067,751.29 EUR	8.5% floating rate	1994-2004	banking
9	BANKA VIPA	VP01E	5 Jan 1995	1,022,583.76 EUR	10% p.a.	1994-2004	banking
10	POTEZA	BDP2	13 Dec 1999	1.5 EURm	7.5% p.a.	1999-2004	brokerage house
11	SI.MOBIL	SM01E	24 Sep 1999	2,556,459.41 EUR	6% p.a.	1999-2006	telecommunication
12	SIP STROJNA OPREMA	SIP1AE	19 June 2000	3,323,397.23 EUR	6% p.a.	1999-2009	production of tractors and other agricultural, forestry and cultivation machinery
13	SIP STROJNA OPREMA	SIP1BE	19 June 2000	1,763,956.99 EUR	6% p.a.	1999-2009	production of tractors and other agricultural, forestry and cultivation machinery

\* floating interest rate calculated as an average annual interest rate of long-term government bonds denominated in DEM

### MUNICIPAL and GOVERNMENT BONDS

	Issuer	Trading code	First trading day	Nominal value of issue traded	Coupon interest rate	Maturity	Sector
1	COMMUNITY OF ŠMARJE PRI JELŠAH	OSMOE	5 Jan 1995	5,112,918.81 EUR	10% p.a.	1992-2002	municipal bond
2	SLOVENSKA ODŠKODNINSKA DRUŽBA	SOSZE	7 Apr 1997	357,910,000 EUR	6% p.a.	1996-2004	meeting commitments deriving from denationalisation process
3	STANOVAJSKI SKLAD RS	SSR3	8 May 2001	2,000 SITm	6.1% p.a.+ TOM	2001-2011	national mortgage agency

TOM (abbreviation for: "temeljna obrestna mera" - base interest rate) - indexation factor calculated as twelve month average of monthly consumer price index

## F2) FREE MARKET (2)

### COMMON SHARES

	Issuer	Trading code	First trading day	Nominal value of issue listed	Number of shares traded	Isin code	Sector
1	AGROKOMBINAT MARIBOR	AKMG	24 Sep 1999	403.808 SITm	403,808	SI 003110433 2	retail, fooder production for livestock, meat and milk products, granary services
2	AKTIVA AVANT	AAFR	16 Aug 2001	4.814.478 SITm	4,814,478	SI0021110620	holding companies management
3	ALPDOM RADOVLJICA	ALDG	7 Apr 2000	47.816 SITm	47,816	SI 003110938 0	real estate and residence management and sale, business engineering
4	ALPETOUR POTOVALNA AGENCIJA ŠKOFJA LOKA	APAG	2 Aug 2000	526.084 SITm	263,042	SI0031109893	passengers transportat
5	AVANT HOLDING LJUBLJANA	AVHR	14 Apr 2000	706.855 SITm	706,855	SI 003110948 9	holding companies management, enterprise and business consulting, market research and operating with fixed property
6	AVTO CELJE	AVCG	4 Feb 1997	418.077 SITm	418,077	SI0031102112	car sale and repair services
7	AVTOPREVOŽNIŠTVO IN SERVISI VELENJE	ASVG	1 Sep 1997	308.696 SITm	308,696	SI0031103151	transport company
8	BELINKA HOLDING LJUBLJANA	BELG	19 Oct 2000	2.702.532 SITm	2,702,532	SI 003110216 1	holding companies management
9	CAPITA LJUBLJANA	CAP1	5 Sep 1997	582.021 SITm	582,021	SI0021100035	holding companies management
10	CEMENTARNA TRBOVLJE	CTRG	29 May 2000	1.766 SITm	176,600	SI 003110962 0	cement production
11	CERTIUS HOLDING	CERR	15 Jan 2001	1.875.377 SITm	1,875,377	SI0031110446	holding companies management
12	CETIS CELJE	CETG	10 Mar 1997	2.400 SITm	200,000	SI0031100843	paper industry and graphics
13	CINKARNA CELJE	CICG	6 Mar 1998	4.874.862 SITm	812,477	SI0031103805	metallurgic and chemical industry
14	CM CELJE	CEMG	1 Mar 2001	643.570 SITm	64,357	SI0031109885	design, construction and reconstruction of roads, highways and other traffic areas
15	COLOR MEDVODE	COMG	15 Jan 1998	1.607.402 SITm	803,701	SI0031103607	resin, colours and varnish industry
16	CREINA KRANJ	CRKG	21 Feb 2000	194.376 SITm	48,594	SI 003110915 8	production and wholesale of agricultural and industrial machines and gadgets
17	DADAS MARIBOR	DAD	16 Sep 1997	125.28 SITm	31,320	SI0031100769	financial consultancy and services
18	DANA MIRNA	DMRG	7 June 1999	356.128 SITm	356,128	SI 003110520 6	secondary industry of fruit processing and production of alcohol and non-alcohol drinks
19	DOM SMREKA	DSMG	21 Sep 1999	406.199 SITm	406,199	SI 003110725 1	retail of construction material, heating and wood
20	DRAVINJSKI DOM SLOVENSKE KONJICE	DSKG	19 May 2000	216.56 SITm	216,560	SI 003110958 8	wholesale and retail of food and non-food products
21	DZS LJUBLJANA	DZS	12 May 1999	1.429.368 SITm	1,429,368	SI 003110527 1	publishing and trading
22	EGOLES ŠKOFJA LOKA	GKRG	17 Sep 1999	258.3 SITm	258,300	SI 003110714 5	forest management and sale of wood products
23	ELMO LJUBLJANA	IELG	22 Feb 2001	708 SITm	708,000	SI0031110263	electrical installations
24	FRUCTAL AJDOVŠČINA	FRAG	6 Jan 1998	2.504.151 SITm	2,504,151	SI0031103599	food-processing industry
25	GEA COLLEGE LJUBLJANA	GEAR	5 Jan 1995	147.885 SITm	147,885	SI0031100801	consulting
26	GEA TOVARNA OLJA SLOV.BISTRICA	GSBG	30 June 1996	660.348 SITm	660,348	SI0031101296	oil - producing industry
27	GRAD PRESTRANEK	GDPR	1 Feb 2000	345.88 SITm	43,235	SI 003110898 6	revitalisation and renewal of the Prestranek estate; catering and tourist activities; horse breeding
28	GRADIS GP LJUBLJANA	GLJG	12 July 1999	609.5 SITm	304,750	SI 003110393 8	construction
29	GRAND HOTEL UNION LJUBLJANA	GHUG	5 Jan 2000	1.814.613 SITm	1,814,613	SI 003110865 5	hotel industry
30	GORENJSKI TISK KRANJ	GTKG	19 Sep 1996	960.176 SITm	960,176	SI 003110119 7	graphics services
31	GORIŠKE OPEKARNE RENČE	GORG	8 Mar 1999	392.725 SITm	392,725	SI0031104993	production of different clay brick products
32	GOZDNO GOSPODARSTVO BLEDE	GGBG	27 Dec 1999	611.9 SITm	611,900	SI 003110737 6	forest management
33	GOZDNO GOSPODARSTVO POSTOJNA	GZPG	30 June 1999	489.52 SITm	489,520	SI 003110571 9	forest management and sale of wood products
34	HELIOS DOMŽALE	HDOG	19 Sep 1996	2.198.61 SITm	219,861	SI0031101148	intermediary on fuel, mine sector
35	HIDROTEHNIK LJUBLJANA	VHLG	5 July 1999	330.034 SITm	330,034	SI 003110551 1	building industry and protection against flood damage
36	HIPOTEKARNA BANKA BREŽICE	HBR	14 Dec 1998	600 SITm	300,000	SI0021100746	banking
37	HOTELI PALACE PORTOROŽ	PALG	7 Oct 1997	2.346.102 SITm	2,346,102	SI0031103300	hotel industry
38	IMP ČRPALKE	ICRG	9 Sep 1998	333.034 SITm	333,034	SI0031104340	production of pumps
39	INLES RIBNICA	IHPG	8 Oct 1999	1.111.050 SITm	555,525	SI 003110745 9	production of furniture
40	INTARA LJUBLJANA	INTR	5 Jan 1995	101 SITm	101,000	SI0031101148	brokerage house
41	INTEGRAL JESENICE	INJG	14 Sep 1999	243.784 SITm	243,784	SI 003110708 7	merchandise and passenger transport, motor vehicle service and repairs
42	INTERTRADE ITA LJUBLJANA	INRG	20 Oct 1997	695.31 SITm	69,531	SI0031103334	mechanical engineering representative
43	INTERTRADE ITS LJUBLJANA	ITSG	24 Apr 1998	1.260 SITm	1,260,000	SI0031103946	information and computer service
44	INTES MARIBOR	IMTG	9 Mar 2000	549.982 SITm	549,982	SI 003110920 8	cereal processing and production of farinaceous food
45	IMP KLIMAT	KLLG	26 Apr 2002	353.9 SITm	353,900	SI 0031111147	production of air conditioning equipment
46	JADRAN SEŽANA	JASG	23 Sep 1996	226.334 SITm	226,334	SI0031101544	commerce industry
47	JATA LJUBLJANA	JMLG	23 Sep 1996	1.196.02 SITm	119,602	SI0031101536	production and processing of poultry meat
48	JATA EMOŃA	JAMR	15 Jan 2002	3.197.534 SITm	3,197,534	SI0031111097	production and retailing of poultry meat
49	JAVOR PIVKA	JPIG	13 Nov 2000	1.194.7 SITm	1,194,700	SI0031109109	production of plywood, bound and layer wood, fibre and other slabs
50	JELEN SLOVENSKE KONJICE	JESG	29 Nov 1999	50.849 SITm	50,849	SI 003110430 8	restaurant & hotel capacities
51	JUTEKS ŽALEC	JTKG	2 Nov 1999	641.432 SITm	641,432	SI 003110786 3	carpet production on various linings
52	KEMA PUČONCI	KEPG	17 Dec 1998	217.346 SITm	217,346	SI 003110420 9	production of special buildingmaterials
53	KOVINOTEHNA CELJE	KCEG	17 Jul 1996 (5 Nov 2001 free market)	4.124.504 SITm	4,124,504	SI0031100157	iron and nonferrous metals production - wholesale trade, retail trade
54	KLASJE CELJE	KLKG	2 July 1999	734.716 SITm	734,716	SI 0031105487	bread, pastries and sweets production
55	KMETIJSKI KOMBINAT PTUJ	KMPG	27 Oct 1998	2.531.109 SITm	2,531,109	SI0031104563	agriculture and meat products
56	KD HOLDING	KDHR	5 Feb 2001	7.399.752 SITm	924,969	SI0031110461	holding companies management
57	KD INVESTMENTS	KDZR	3 Aug 1998	160 SITm	20,000	SI0021103880	investments
58	KOMPAS HOTELI KRANJSKA GORA	KHKG	31 May 1996	1.627 SITm	162,700	SI0031100520	tourism, hotel industry
59	KS-1 NALOŽBE	KSNR	10 Aug 2001	417.8783 SITm	4,178,783	SI0021110893	holding companies management
60	KS - 4 NALOŽBE	K4NR	25 Apr 2002	1.525.271 SITm	1,525,271	SI 0021110943	holding companies management
61	KOŠAKI TMI MARIBOR	TKMG	11 Oct 1999	432.36 SITm	43,236	SI 003110424 1	secondary meat industry and production of meat products
62	KRUH PECIVO MARIBOR	KPEG	2 July 1997	555.934 SITm	555,934	SI0031102955	bread and pastries production
63	LESNINA EMMI SLOV.BISTRICA	LSBG	8 May 1996	684.037 SITm	684,037	SI0031100355	aluminium and wood production
64	LESNINA	MILG	12 Jan 2002	2.906.81SITm	76,495	SI0031111162	wholesale and retail of furniture



## F2) FREE MARKET (3)

### COMMON SHARES

	Issuer	Trading code	First trading day	Nominal value of issue listed	Number of shares traded	Isin code	Sector
65	LIP BLEED	LLBG	12 Jan 2000	2,155.899 SITm	2,155,899	SI 003110871 3	wood manufacturing
66	LIV POSTOJNA	LIVG	16 Nov 1999	1,616 SITm	161,600	SI 003110796 2	production of vacuum cleaners, plastic tubes and fittings, bicycles, hydraulic elevators and concrete mixers
67	LIZ INŽENIRING LJUBLJANA	LIZG	11 Mar 1999	188,677 SITm	188,677	SI 003110371 4	consulting and engineering in object construction
68	MARINA PORTOROŽ	MAPG	19 Sep 1996	627,864 SITm	313,932	SI0031100587	nautical and hotel industry
69	OLJARICA KRANJ	MOKG	27 Jan 1999	704,04 SITm	70,404	SI 003110201 3	production of cooking oil
70	MEDALJON MARIBOR	MEDR	12 Oct 1999	1,734 SITm	1,734,000	SI 003110691 5	management of holding companies, business operations of own real estate and renting own real estate
71	MEDVŠEK PUŠNIK LJUBLJANA	MPL	12 Dec 1997	160 SITm	80,000	SI0021103245	financial consulting
72	MELAMIN KOČEVJE	MKOG	23 Sep 1996	466,489 SITm	466,489	SI003110201	chemical industry
73	MERCATA HOLDING	MEHR	30 Jan 2001	2,898,918 SITm	2,898,918	SI0031110065	holding companies management
74	MERCATA 1 HOLDING	MHLR	30 Jan 2001	2,693,249 SITm	2,693,249	SI0031110073	holding companies management
75	MESNA INDUSTRIJA PRIMORSKE	MIPG	19 June 2000	1,478,742 SITm	1,478,742	SI 003110969 5	meat processing industry; wholesale and retail trade with provisions
76	MITOL SEŽANA	MISG	15 May 1997	770,509 SITm	770,509	SI0031102716	production and sale of adhesive substances and resinous compound
77	MLADINSKA KNJIGA TISKARNA LJUBLJANA	MKTG	11 Oct 1999	1,039,54 SITm	103,954	SI 003110094 2	printing, publishing, retail and wholesale
78	MURALES LJUTOMER	MULG	2 Mar 2001	322,045 SITm	322,045	SI0031107780	production of wood furniture
79	MLAJ ZADOBROVA	MTZG	20 June 2001	67,062 SITm	67,062	SI0031110479	wood manufacturing
80	NAMA LJUBLJANA	NALG	20 Dec 1999	2,861,31 SITm	2,861,310	SI 003110269 0	retail trade and renting of business premises
81	NIKO ŽELEZNIKI	NKPG	17 Sep 1999	358,75 SITm	35,875	SI 003110717 8	office material, industrial paper-clips, electromagnets and other metal mechanisms production
82	NOVOLIT NOVA VAS	NNVG	6 Jan 1997	224,298 SITm	224,298	SI0031101684	production of building material used for construction elements
83	PINUS RAČE	PIRG	13 June 1996	1,482,03 SITm	148,203	SI0031100371	chemical industry
84	PLAMA PUR	POPG	6 Dec 1999	686,798 SITm	686,798	SI 003110822 6	production and refashioning of poliuretanic (plastic) foams
85	POM-INVEST	POIR	19 Oct 2001	2,241,983 SITm	2,241,983	SI0021110984	holding companies management
86	POTROŠNIK CELJE	POCG	12 Nov 1997	614,973 SITm	614,973	SI0031103425	retail trade
87	PULSAR HOLDING	PLHR	13 Aug 2001	939,319 SITm	939,319	SI0021110901	holding companies management
88	RAZVOJNA DRUŽBA LJUBLJANA	RDRO	5 Jan 1995	219,48 SITm	21,948	SI0031100751	consulting
89	RTC KRVAVEC	RKRG	17 Oct 1997	411,468 SITm	205,734	SI0031103284	transport of passengers, goods and various loads
90	RUDIS TRBOVLJE	RUTG	13 Sep 1996	516,996 SITm	516,996	SI0031100900	construction industry
91	SATURNUS AVTOOPREMA LJUBLJANA	SAAG	14 Apr 1997	966,122 SITm	483,061	SI0031102542	motorvehicles light equipment industry
92	SATURNUS EMBALAŽA LJUBLJANA	SELG	3 Nov 1997	840,64 SITm	84,064	SI0031103383	production of package
93	SAVINJA MOZIRJE	MSMG	21 Sep 1999	105,78 SITm	105,780	SI 003110685 7	retail of food and non-food provisions
94	SIJAJ HRASTNIK	SIHG	7 Oct 1999	268,8 SITm	26,880	SI 003110742 6	production of decorative lights and metal products
95	KD GROUP	SKDR	21 Dec 2000	198,352 SITm	99,176	SI0031110164	holding companies management
96	SLOVENIJALES LJUBLJANA	SLLG	8 May 1996	3,037,77 SITm	303,777	SI0031100405	commerce, engineering, representation
97	SVILA MARIBOR	SVMG	17 Jan 1997	1,263,478 SITm	1,263,478	SI0031102096	textile industry
98	SVILANIT KAMNIK	SKAG	14 Apr 1997	816,974 SITm	408,487	SI0031102450	textile industry
99	TEKSTINA AJDOVŠČINA	TEAG	12 Feb 1997	1,127,293 SITm	1,127,293	SI031102211	textile industry
100	TOPLICE DOBRNA	ZDDG	5 July 1999	682,01 SITm	682,010	SI031105396	medical services, tourist and hotel trade
101	TOSAMA DOMŽALE	TODG	13 Sep 1996	2,956,7 SITm	295,670	SI0031101361	sanitary material production
102	TOVARNA SLADKORJA ORMOŽ	TSOR	12 Apr 1996	4,971,63 SITm	497,163	SI0031100207	sugar production
103	TUS KO-SI SLOVENJ GRADEC	TUKG	9 Mar 2000	229,456 SITm	229,456	SI 003110924 0	production of non-woven materials
104	TUB SWATY MARIBOR	TUBG	30 Dec 1997	1,155,76 SITm	288,940	SI0031103441	production and trade of knife grinders
105	UNITAS LJUBLJANA	USLG	26 Nov 1998	145,115 SITm	145,115	SI0031104670	production of sanitary, water and gas fittings
106	UPIMO GROUP LJUBLJANA	UPGR	9 July 19997	215 SITm	215,000	SI0021102668	counseling services on trading and marketing and financial engineering
107	VALKARTON LOGATEC	VLOG	26 Jun 1997	852,097 SITm	852,097	SI0031102310	cardboard production
108	ZASAVSKI RAČUNSKI CENTER TRBOVLJE	ZRCG	27 Dec 1999	43,466 SITm	43,466	SI 003110856 4	consultancy engineering, electronic data processing, sale of software products
109	ZDRAVILIŠČE ROGAŠKA	RGS	11 Feb 1999	891,864 SITm	891,864	SI0031104894	health resort
110	ŽR - MONTER DRAVOGRAD	ZMDG	17 Sep 1999	275,835 SITm	275,835	SI 003110696 4	management of investment portfolios of subsidiaries

### PREFERRED SHARES

	Issuer	Trading code	First trading day	Nominal value of issue listed	Number of shares traded	Isin code	Sector
1	HIPOTEKARNA BANKA BREŽICE	HBP	14 Dec 1998	159 SITm	79,500	SI0021200074	banking
2	KOVINOTEHNA CELJE	KCEU	17 Jul 1996 (5 Nov 2001 free market)	527,955 SITm	527,955	SI 003120001 5	iron and nonferrous metals production - wholesale trade, retail trade
3	KD HOLDING	KDHP	18 July 2001	2,131,304 SITm	266,413	SI0031200502	holding companies management
4	PRIMOFIN MARIBOR	PFNP	22 Sep 1997	500 SITm	10,000	SI0031200106	financial consultancy
5	ZDRAVILIŠČE ROGAŠKA	RGP	11 Feb 1999	55,636 SITm	27,818	SI0031200288	health resort

## F2) FREE MARKET (4)

### AUTHORISED INVESTMENT FUNDS

	Issuer	Trading code	First trading day	Nominal value of issue listed	Number of shares traded	Isin code	Sector
1	PID AKTIVA AVANT I LJUBLJANA	AAPR	22 Aug 2001	2,952.004 SITm	29,520,040	SI 002111063 8	authorised investment fund
2	ARKADA ENA LJUBLJANA	AR1N	14 Dec 1998	6,640.634 SITm	66,406,092	SI 002110579 4	authorised investment fund
3	ATENA 1.SKLAD LJUBLJANA	AT1N	12 Oct 1998	29,710.716 SITm	297,107,158	SI 002110582 8	authorised investment fund
4	CAPINVEST 2 LJUBLJANA	CAPN	24 Dec 1998	587.69 SITm	5,876,900	SI 002110622 2	authorised investment fund
5	INFOND ZLAT MARIBOR	IZ0N	29 June 1998	33,685.471 SITm	336,854,710	SI 002110586 9	authorised investment fund
6	KS - sklad 2	KS2N	2 Aug 1998	4,429.324 SITm	44,293,242	SI 002110621 4	authorised investment fund
7	KS - SKLAD 4	K4SR	25 Apr 2002	4,163.38 SITm	41,633,800	SI 002111095 0	authorised investment fund
8	KRONA KRONA	KR0N	8 Dec 1998	1,287.162 SITm	12,871,618	SI 002110589 3	authorised investment fund
9	KRONA SENIOR	SN0N	8 Dec 1998	7,317.043 SITm	73,170,428	SI 002110590 1	authorised investment fund
10	MAKSIMA 1 LJUBLJANA	MX1N	16 Nov 1998	21,664.6243 SITm	216,646,243	SI 002110593 5	authorised investment fund
11	MERCATA LJUBLJANA	MR0N	31 Aug 1998	2,892.3982 SITm	28,923,982	SI 002110598 4	authorised investment fund
12	MERCATA 1 LJUBLJANA	MR1N	31 Aug 1998	2,682.1153 SITm	26,821,153	SI 002110599 2	authorised investment fund
13	MODRA LINIJA KOPER	ML0N	7 Apr 1998	5,298.6743 SITm	52,986,743	SI 002110596 8	authorised investment fund
14	NACIONALNA FINANČNA DRUŽBA 1	NF1N	26 Oct 1998	15,833.012 SITm	160,580,300	SI 002110600 8	authorised investment fund
15	NACIONALNA FINANČNA DRUŽBA 2	NF2N	2 July 1999	29,137.966 SITm	291,379,659	SI 002110601 6	authorised investment fund
16	NIKA PID	NK0N	24 Apr 1998	3,257.470 SITm	32,574,698	SI 002110602 4	authorised investment fund
17	NIKA PID 1	NK1N	24 Apr 1998	3,091.110 SITm	30,911,102	SI 002110603 2	authorised investment fund
18	NIKA PID 2	NK2N	24 Apr 1998	1,255.587 SITm	12,555,868	SI 002110604 0	authorised investment fund
19	PID KMEČKA DRUŽBA	KDPN	9 Feb 2001	9,591.3558 SITm	95,913,558	SI 002111023 2	authorised investment fund
20	ID KMEČKA DRUŽBA	KDIN	9 Feb 2001	9,204.6145 SITm	92,046,145	SI 002111023 2	authorised investment fund
21	PLOD LJUBLJANA	PD0N	24 Sep 1999	1,047.802 SITm	10,478,017	SI 002110605 7	authorised investment fund
22	POMURSKA INV.DRUŽBA 1	PM1N	9 Nov 1998	3,592.394 SITm	35,923,940	SI 002110606 5	authorised investment fund
23	POOBLAŠČENA POMURSKA INV. DRUŽBA	PPIR	26 Oct 2001	2,296.74 SITm	22,967,400	SI 002111099 2	authorised investment fund
24	SETEV LJUBLJANA	ST1N	24 Sep 1999	1,540.537 SITm	15,405,373	SI 002110609 9	authorised investment fund
25	TRDNJAVA VELENJE	TR0N	14 June 1999	2,593.276 SITm	25,932,762	SI 002110612 3	authorised investment fund
26	TRDNJAVA I VELENJE	TR1N	5 July 1999	891.79 SITm	8,917,902	SI 002110613 1	authorised investment fund
27	TRGATEV LJUBLJANA	GT0N	24 Sep 1999	1,758.58 SITm	17,585,800	SI 002110619 8	authorised investment fund
28	TRIGLAV STEBER I	TG1N	2 Nov 1998	14,545.899 SITm	147,487,470	SI 002110610 7	authorised investment fund
29	TRIGLAV STEBER II	TG2N	14 June 1999	19,541.255 SITm	195,412,551	SI 002110611 5	authorised investment fund
30	VIPA INVEST	VI0N	29 Jan 2002	10,426.8115 SITm	104,268,115	SI 002111121 4	authorised investment fund
31	VIZIJA DPB NOVO MESTO	VZ0N	29 June 1998	4,407.463 SITm	44,074,632	SI 002110616 4	authorised investment fund
32	ZLATA MONETA I MARIBOR	ZM1N	31 Mar 1999	6,638.43 SITm	68,297,800	SI 002110617 2	authorised investment fund
33	ZLATA MONETA II MARIBOR	ZM2N	31 Mar 1999	8,233.376 SITm	82,333,757	SI 002110618 0	authorised investment fund
34	ZVON DVA MARIBOR	ZV2N	7 June 1999	14,122.471 SITm	141,224,712	SI 002110592 7	authorised investment fund
35	ZVON ENA MARIBOR	ZV1N	7 Dec 1998	13,461.31 SITm	137,974,360	SI 002110591 9	authorised investment fund

### PENSION COUPONS

	Issuer	Trading code	First trading day	Nominal value of issue listed	Number of shares traded	Isin code	Sector
1	PENSION COUPONS	PBON	1 Oct 1999	13,735.154 SITm	137,351,538	SI 002990032 9	creating supplementary pension means and invalid insurance