



## MONTHLY STATISTICS

### LJUBLJANA STOCK EXCHANGE

June 2002 and First Six Months of Year 2002  
Year VIII, No. 6/02

#### TURNOVER

MARKET	TURNOVER (in EUR)		VOLUME IN PIECES		NUMBER OF BARGAINS	
	JUNE	FIRST SIX MONTHS OF YEAR 2002	JUNE	FIRST SIX MONTHS OF YEAR 2002	JUNE	FIRST SIX MONTHS OF YEAR 2002
<b>Official market</b>	<b>87,605,546</b>	<b>607,607,822</b>	<b>1,769,799</b>	<b>13,299,311</b>	<b>8,951</b>	<b>70,008</b>
Shares	48,334,048	436,102,662	1,152,530	10,632,505	8,560	67,574
Bonds	39,271,498	171,505,160	617,269	2,666,806	391	2,434
<b>Free market</b>	<b>50,868,773</b>	<b>312,328,414</b>	<b>95,196,025</b>	<b>578,407,992</b>	<b>19,190</b>	<b>142,892</b>
Shares	10,082,885	80,959,622	1,643,810	6,813,133	3,581	24,383
Bonds	7,812,840	49,631,799	166,425	1,067,500	541	3,312
Authorised inv. Funds	31,765,732	173,723,091	88,213,938	539,341,832	11,825	93,726
Pension coupons	1,207,316	8,013,902	5,171,852	31,185,527	3,243	21,471
Short-term securities	0	0	0	0	0	0
<b>Total</b>	<b>138,474,319</b>	<b>919,936,236</b>	<b>96,965,824</b>	<b>591,707,303</b>	<b>28,141</b>	<b>212,900</b>

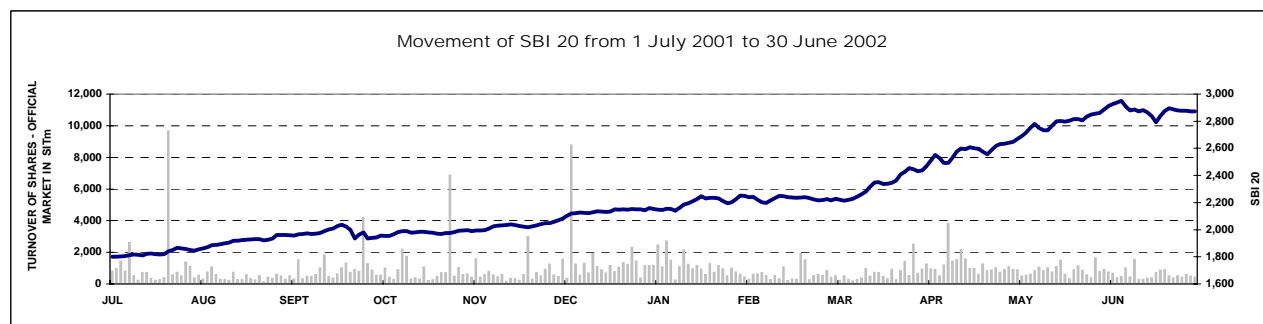
#### NOMINAL RETURN

STOCK EXCHANGE INDICES	NOMINAL RETURN IN JUNE 2002	NOMINAL RETURN IN FIRST SIX MONTHS OF
Slovenian stock exchange index (SBI 20)	-1.89%	33.47%
Nonweighted slovenian stock exchange index (SBI 20NT)	-1.28%	31.65%
Free market index (IPT)	-1.11%	27.06%
Investment fund index (PIX)	-4.62%	45.64%
Bond index (BIO)	0.31%	-0.93%

INDUSTRIAL SECTOR INDICES	NOMINAL RETURN IN JUNE 2002	NOMINAL RETURN IN FIRST SIX MONTHS OF YEAR 2002
Food and beverages	-2.25%	22.18%
Pharmaceuticals	-3.41%	37.05%
Chemicals	0.14%	41.28%
Oil and gas	-3.15%	40.50%
Transport	2.88%	29.07%
Trade	-4.68%	26.65%

#### MARKET SIZE

MARKET	MARKET CAPITALISATION (in EUR)	NUMBER OF SECURITIES	NUMBER OF ISSUERS
<b>Official market</b>	<b>5,726,392,291</b>	<b>106</b>	<b>55</b>
Shares	3,795,543,869	38	37
Bonds	1,930,848,422	68	18
<b>Free market</b>	<b>2,366,446,404</b>	<b>167</b>	<b>159</b>
Shares	992,025,055	117	114
Bonds	383,394,486	15	11
Inv. Funds	968,385,700	34	33
Pension coupons	22,641,163	1	1
<b>Total</b>	<b>8,092,838,695</b>	<b>273</b>	<b>214</b>
Short-term securities	-	10	1





#### ISSUER

Ljubljana Stock Exchange Inc.  
Slovenska 56  
1000 Ljubljana

#### INFORMATIONS

E-mail:	info@ljse.si
Phone:	386 1 47-10-211 386 1 47-10-205
Contact persons:	Simon Mastnak, Ksenija Zver

#### STATISTICS ON WEB:

[http://www.ljse.si/StrAng/Trading/Menu/tr\\_dpl.htm](http://www.ljse.si/StrAng/Trading/Menu/tr_dpl.htm)

**On-line Indices**

Market closed	12.10.2001	09:10	
Index	Value	Δ%	%
SRSO	2.151.07	0.00	0.00 ○
PETO	1.735.82	0.00	0.00 ○
PLOJ	1.057.84	0.00	0.00 ○

**News**

- Signing a Memorandum of Co-Operation between Ljubljana and Zagreb Stock Exchanges
- Ljubljana Stock Exchange sells its know-how and experience

---

---

# INDEX

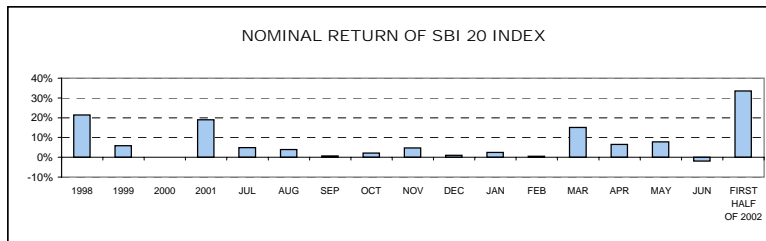
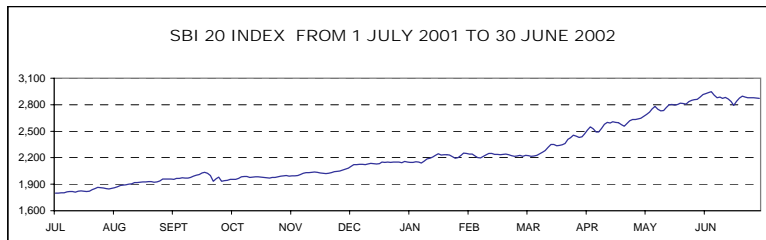
---

	Page
A) STOCK EXCHANGE INDICES	1
B) NUMBER OF ISSUERS, TRADED SECURITIES AND MEMBERS	4
C) TURNOVER	5
<b>C1) Monthly turnover by securities on official market</b>	5
<b>C2) Monthly turnover by securities on free market</b>	7
<b>C3) Turnover by securities on official market in first six months of year 2002</b>	12
<b>C4) Turnover by securities on free market in first six months of year 2002</b>	14
<b>C5) Most traded securities in June 2002</b>	19
<b>C6) Most traded securities in first six months of year 2002</b>	20
<b>C7) Turnover by LJSE members in June 2002</b>	21
<b>C8) Turnover by LJSE members in first six months of year 2002</b>	22
<b>C5) Turnover in years 2001 and 2002</b>	23
D) MARKET CAPITALISATION	25
<b>D1) Market capitalisation of shares</b>	26
<b>D2) Market capitalisation of bonds</b>	29
<b>D3) Market capitalisation of authorised investment funds</b>	31
E) OTHER	32
<b>E1) Indicators (shares on official market)</b>	32
<b>E2) Record values</b>	33
<b>E3) New listed securities and changes in year 2002</b>	34
F) LIST OF SECURITIES	36
<b>F1) Official market</b>	36
<b>F2) Free market</b>	38

## A) STOCK EXCHANGE INDICES

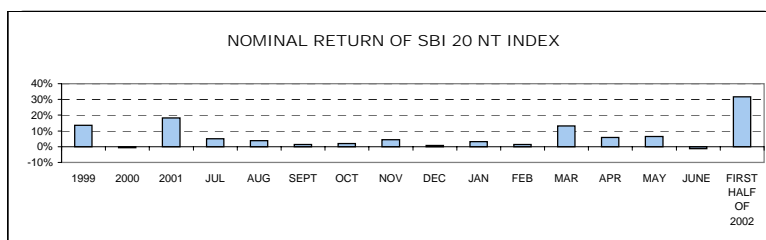
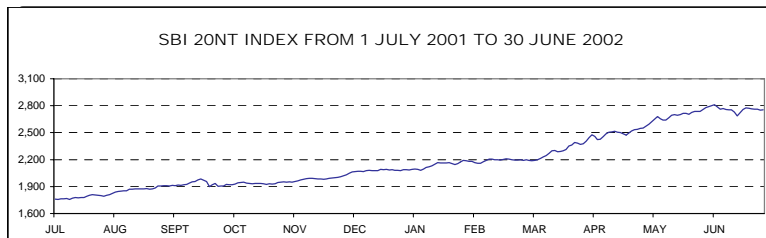
### SBI 20 - SLOVENE STOCK EXCHANGE INDEX

Year	Max	Date	Min	Date	Close	Nominal return
1994	1,598.03	28 June 1994	1,131.23	21 Oct 1994	1,396.81	39.68%
1995	1,590.17	9 Nov 1995	1,016.99	13 July 1995	1,448.75	3.72%
1996	1,589.18	13 Mar 1996	891.93	10 Sept 1996	1,183.26	-18.33%
1997	1,655.36	10 Feb 1997	1,156.14	6 Jan 1997	1,404.70	18.71%
1998	2,026.47	10 Aug 1998	1,378.49	6 Jan 1998	1,705.77	21.43%
1999	1,981.87	19 Feb 1999	1,679.48	5 Jan 1999	1,806.26	5.89%
2000	1,903.66	24 Jan 2000	1,584.23	25 May 2000	1,807.94	0.09%
2001	2,159.35	19 Dec 2001	1,700.24	25 Apr 2001	2,151.59	19.01%
Year 2002	Max	Date	Min	Date	Close	Nominal return
January	2,251.87	24 Jan 2002	2,140.80	3 Jan 2002	2,202.96	2.39%
February	2,250.00	6 Feb 2002	2,197.68	1 Feb 2002	2,214.80	0.54%
March	2,550.55	29 Mar 2002	2,220.76	1 Mar 2002	2,550.55	15.16%
April	2,715.65	30 Apr 2002	2,492.27	4 Apr 2002	2,715.65	6.47%
May	2,927.11	31 May 2002	2,732.05	9 May 2002	2,927.11	7.79%
June	2,949.52	4 June 2002	2,792.31	14 June 2002	2,871.81	-1.89%
First half of Year 2002	2,949.52	4 June 2002	2,140.80	3 Jan 2002	2,871.81	33.47%



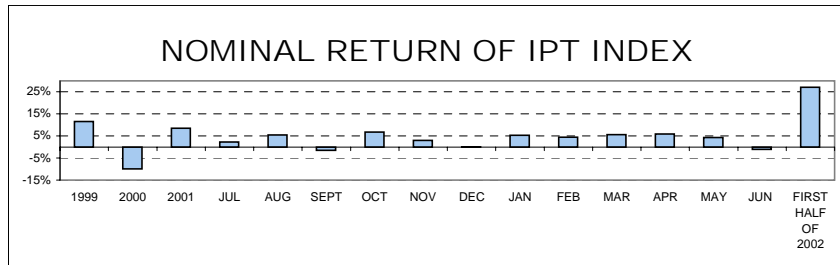
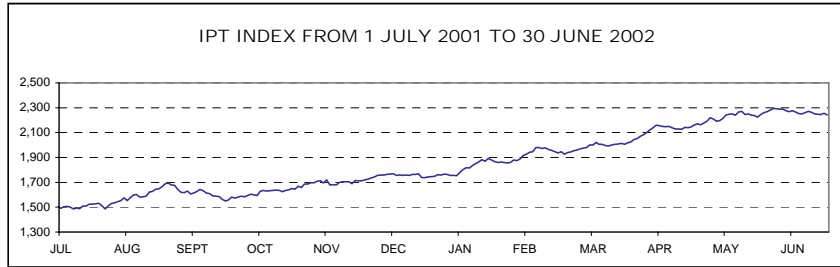
### SBI 20NT - NON-WEIGHTED SLOVENE STOCK EXCHANGE INDEX

Year	Max	Date	Min	Date	Close	Nominal return
1998	1,706.07	10 Aug 1998	1,437.30	30 June 1998	1,568.87	n.a.
1999	1,871.02	8 Sept 1999	1,548.95	5 Jan 1999	1,782.03	13.59%
2000	1,841.63	25 Jan 2000	1,585.48	25 May 2000	1,769.15	-0.72%
2001	2,096.75	27 Dec 2001	1,661.96	9 May 2001	2,092.66	18.29%
Year 2001	Max	Date	Min	Date	Close	Nominal return
January	2,191.90	24 Jan 2002	2,082.58	3 Jan 2002	2,159.19	3.18%
February	2,207.69	15 Feb 2002	2,160.71	1 Feb 2002	2,188.24	1.35%
March	2,475.76	29 Mar 2002	2,193.11	1 Mar 2002	2,475.76	13.14%
April	2,620.90	30 Apr 2002	2,422.94	3 Apr 2002	2,620.90	5.86%
May	2,790.75	31 May 2002	2,638.73	10 May 2002	2,790.75	6.48%
June	2,812.53	4 June 2002	2,685.68	14 June 2002	2,755.00	-1.28%
First half of year 2002	2,812.53	4 June 2002	2,082.58	3 Jan 2002	2,755.00	31.65%



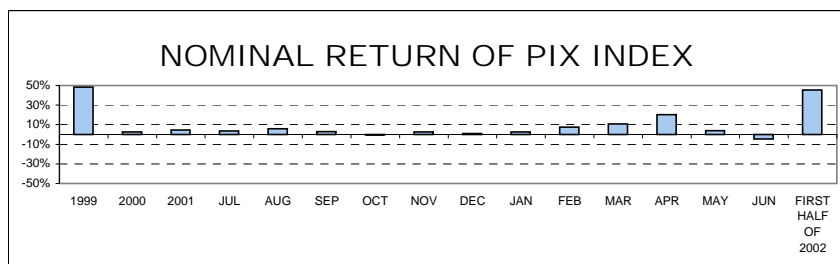
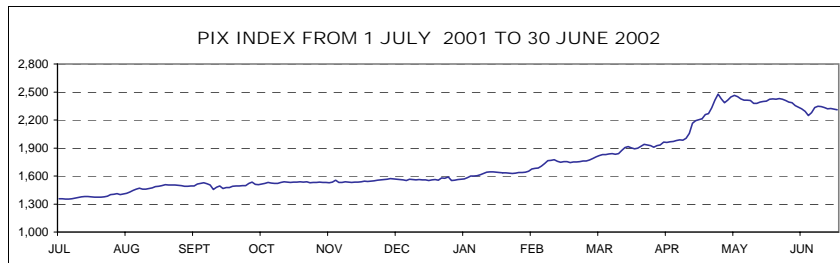
## IPT - FREE MARKET INDEX

Year	Max	Date	Min	Date	Close	Nominal return
<b>1998</b>	1,795.31	11 Aug 1998	1,318.83	1 July 1998	1,618.99	n.a.
<b>1999</b>	1,806.98	30 Dec 1999	1,504.61	3 Aug 1999	1,806.98	11.61%
<b>2000</b>	1,772.76	24 Jan 2000	1,469.64	26 Oct 2000	1,627.44	-9.94%
<b>2001</b>	1,769.69	14 Dec 2001	1,415.06	23 May 2001	1,765.60	8.49%
Year 2001	Max	Date	Min	Date	Close	Nominal return
<b>January</b>	1,892.35	22 Jan 2002	1,753.43	8 Jan 2002	1,859.61	5.32%
<b>February</b>	1,980.90	14 Feb 2002	1,872.99	4 Feb 2002	1,943.48	4.51%
<b>March</b>	2,053.15	29 Mar 2002	1,953.70	1 Mar 2002	2,053.15	5.64%
<b>April</b>	2,175.30	30 Apr 2002	2,071.00	2 Apr 2002	2,175.30	5.95%
<b>May</b>	2,271.69	21 May 2002	2,190.34	6 May 2002	2,268.57	4.29%
<b>June</b>	2,293.04	4 June 2002	2,243.41	28 June 2002	2,243.41	-1.11%
<b>First half of year 2002</b>	2,293.04	4 June 2002	1,753.43	8 Jan 2002	2,243.41	27.06%



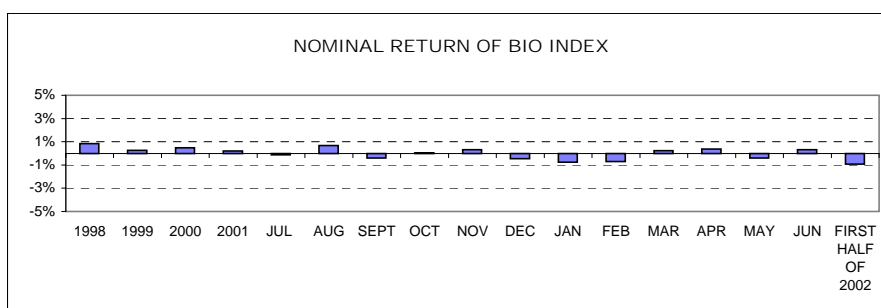
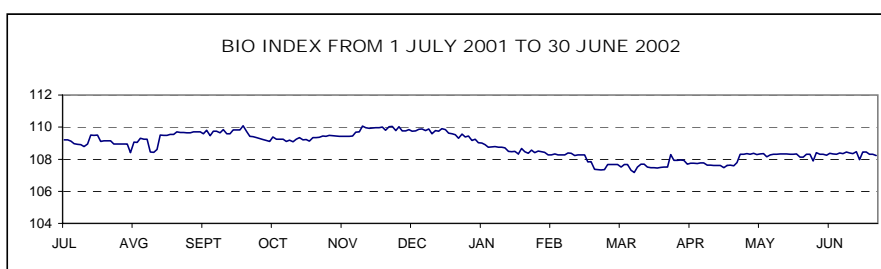
## PIX - AUTHORISED INVESTMENT FUNDS INDEX

Year	Max	Date	Min	Date	Close	Nominal return
<b>1999</b>	1,633.77	8 Sep 1999	965.15	5 Jan 1999	1,483.50	48.35%
<b>2000</b>	1,572.13	17 Jan 2000	1,097.07	25 May 2000	1,520.79	2.51%
<b>2001</b>	1,588.02	28 Dec 2001	1,328.44	23 May 2001	1,588.02	4.42%
Year 2001	Max	Date	Min	Date	Close	Nominal return
<b>January</b>	1,644.33	21 Jan 2002	1,551.00	3 Jan 2002	1,630.72	2.69%
<b>February</b>	1,773.32	19 Feb 2002	1,636.69	1 Feb 2002	1,751.32	7.40%
<b>March</b>	1,939.44	29 Mar 2002	1,755.84	1 Mar 2002	1,939.44	10.74%
<b>April</b>	2,329.56	30 Apr 2002	1,907.18	4 Apr 2002	2,329.56	20.12%
<b>May</b>	2,479.30	7 May 2002	2,378.88	23 May 2002	2,421.87	3.96%
<b>June</b>	2,428.96	3 June 2002	2,248.30	14 June 2002	2,309.88	-4.62%
<b>First half of year 2002</b>	2,479.30	7 May 2002	1,551.00	3 Jan 2002	2,309.88	45.46%



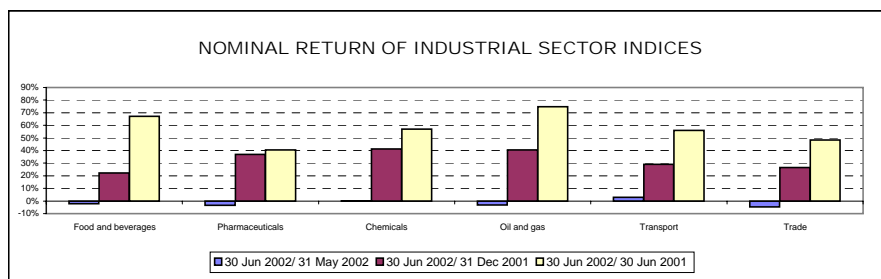
## BIO - STOCK EXCHANGE BOND INDEX

Year	Max	Date	Min	Date	Close	Nominal return
1995	113.52	14 Dec 1995	100.46	5 July 1995	111.68	11.68%
1996	111.96	8 Jan 1996	106.61	28 June 1996	107.89	-3.39%
1997	110.97	8 Apr 1997	104.90	29 Jan 1997	107.31	-0.54%
1998	108.22	30 Dec 1998	101.68	25 May 1998	108.22	0.85%
1999	110.52	4 Feb 1999	104.53	16 Aug 1999	108.50	0.26%
2000	109.63	15 Dec 2000	103.96	9 June 2000	109.03	0.49%
2001	110.08	17 Sept 2001	107.81	21 Mar 2001	109.25	0.20%
Year 2001	Max	Date	Min	Date	Close	Nominal return
January	109.03	3 Jan 2002	108.33	21 Jan 2002	108.43	-0.75%
February	108.39	12 Feb 2002	107.34	26 Feb 2002	107.68	-0.69%
March	108.29	27 Mar 2002	107.17	12 Mar 2002	107.94	0.24%
April	108.34	30 Apr 2002	107.47	19 Apr 2002	108.34	0.37%
May	108.37	7 May 2002	107.90	31 May 2002	107.90	-0.41%
June	108.47	19 June 2002	107.98	20 June 2002	108.23	0.31%
First half of year 2002	109.03	3 Jan 2002	107.17	12 Mar 2002	108.23	-0.93%



## INDUSTRIAL SECTOR INDICES

SECTOR	Value as of 30 June 2002	Nominal return		
		30 Jun 2002/ 31 May 2002	30 Jun 2002/ 31 Dec 2001	30 Jun 2002/ 30 Jun 2001
Food and beverages	2,657.56	-2.25%	22.18%	67.21%
Pharmaceuticals	2,905.35	-3.41%	37.05%	40.47%
Chemicals	2,645.84	0.14%	41.28%	56.99%
Oil and gas	3,624.55	-3.15%	40.50%	74.85%
Transport	2,636.01	2.88%	29.07%	55.96%
Trade	2,244.68	-4.68%	26.65%	48.50%



B) NUMBER OF ISSUERS, TRADED SECURITIES AND  
MEMBERS

	31 Dec 2000	30 June 2001	31 Dec 2001	31 May 2002	30 June 2002
<b>NUMBER OF ISSUERS</b>	<b>225</b>	<b>232</b>	<b>221</b>	<b>215</b>	<b>214</b>
<b>Official market</b>	<b>58</b>	<b>60</b>	<b>57</b>	<b>56</b>	<b>55</b>
Shares	38	40	38	38	37
Bonds	20	20	19	18	18
<b>Free market</b>	<b>167</b>	<b>172</b>	<b>164</b>	<b>159</b>	<b>159</b>
Shares	111	115	113	114	114
Bonds	11	12	12	11	11
Investment funds	44	44	38	33	33
Pension coupons	1	1	1	1	1
	31 Dec 2000	30 June 2001	31 Dec 2001	31 May 2002	30 June 2002
<b>NUMBER OF SECURITIES</b>	<b>267</b>	<b>278</b>	<b>271</b>	<b>271</b>	<b>273</b>
<b>Official market</b>	<b>94</b>	<b>99</b>	<b>100</b>	<b>105</b>	<b>106</b>
Shares	40	42	39	39	38
Bonds	54	57	61	66	68
<b>Free market</b>	<b>173</b>	<b>179</b>	<b>171</b>	<b>166</b>	<b>167</b>
Shares	114	118	117	117	117
Bonds	14	16	15	15	15
Investment funds	44	44	38	33	34
Pension coupons	1	1	1	1	1
<b>Short term securities</b>	<b>8</b>	<b>12</b>	<b>10</b>	<b>10</b>	<b>10</b>
<b>Privatisation shares</b>	<b>176</b>	<b>181</b>	<b>166</b>	<b>157</b>	<b>156</b>
Official market	33	35	32	32	31
Free market - shares	99	102	96	93	93
Free market - investment funds	44	44	38	32	32
	31 Dec 2000	30 June 2001	31 Dec 2001	31 May 2002	30 June 2002
<b>NUMBER OF MEMBERS</b>	<b>34</b>	<b>32</b>	<b>31</b>	<b>29</b>	<b>29</b>

## C) TURNOVER

### C1) TURNOVER BY SECURITIES ON OFFICIAL MARKET IN JUNE 2002

#### 1. Shares

Issue	Total (in SIT)	Total (in EUR)	Block trades (in SIT)	Cross trades (in SIT)	Share in total turnover on official market	Share in turnover of shares	Volume in pieces	Number of bargains
<b>Total shares</b>	<b>10,921,241,383</b>	<b>48,334,048</b>	<b>2,294,339,689</b>	<b>1,651,241,060</b>	<b>55.18%</b>	<b>100.00%</b>	<b>1,152,530</b>	<b>8,560</b>
<b>Common shares</b>	<b>10,877,226,396</b>	<b>48,139,253</b>	<b>2,294,339,689</b>	<b>1,639,782,868</b>	<b>54.96%</b>	<b>99.60%</b>	<b>1,149,532</b>	<b>8,515</b>
1 KRKA	2,116,337,023	9,366,224	602,907,335	312,544,987	10.69%	19.38%	56,513	1,345
2 LEK	1,726,831,540	7,641,412	296,527,815	50,608,943	8.72%	15.81%	28,038	936
3 PETROL	1,237,173,777	5,474,946	239,718,715	218,200,625	6.25%	11.33%	38,078	1,165
4 MERCATOR	1,068,943,954	4,729,711	247,816,600	308,842,215	5.40%	9.79%	48,097	643
5 GORENJE	1,039,600,321	4,600,844	136,171,724	152,054,861	5.25%	9.52%	297,999	1,024
6 ISTRABENZ	693,353,945	3,070,059	523,089,000	10,427,723	3.50%	6.35%	100,309	269
7 PIVOVARNA LAŠKO	506,532,866	2,242,378	83,640,000	42,285,090	2.56%	4.64%	76,192	531
8 LUKA KOPER	336,323,001	1,488,573	0	22,273,573	1.70%	3.08%	75,281	416
9 GRADB.PODJETJE GROSUPLJE	334,887,658	1,482,653	0	227,070,900	1.69%	3.07%	66,666	31
10 SAVA	304,083,695	1,345,710	0	69,023,536	1.54%	2.78%	12,526	275
11 KOMPAS MTS	227,568,401	1,006,785	77,196,500	34,438,931	1.15%	2.08%	143,467	192
12 INTEREUROPA	203,638,159	900,873	40,040,000	12,495,408	1.03%	1.86%	40,092	200
13 ŽITO	188,106,587	832,585	0	14,154,965	0.95%	1.72%	6,814	282
14 KOLINSKA	183,890,870	814,060	0	29,147,571	0.93%	1.68%	38,681	236
15 DROGA PORTOROŽ	173,603,459	768,896	47,232,000	45,360,244	0.88%	1.59%	2,816	74
16 ŽVILA KRANJ	106,680,073	472,125	0	8,009,600	0.54%	0.98%	6,026	167
17 DELO	59,546,880	263,689	0	7,743,990	0.30%	0.55%	3,319	29
18 MERKUR	53,086,131	234,889	0	2,808,677	0.27%	0.49%	2,779	121
19 SALUS - SERIJA B	49,092,279	217,254	0	5,730,198	0.25%	0.45%	620	53
20 COMET	45,796,890	202,578	0	8,375,000	0.23%	0.42%	18,226	26
21 ZDRAVILIŠČE MORAVSKE TOPLICE	45,066,994	199,375	0	2,591,513	0.23%	0.41%	20,486	105
22 RADENSKA	38,676,958	171,007	0	31,328,169	0.20%	0.35%	26,940	65
23 SKB BANKA	30,669,413	135,787	0	11,273,500	0.15%	0.28%	14,851	42
24 EMONA OBALA KOPER	25,474,986	112,724	0	1,026,798	0.13%	0.23%	10,193	59
25 ETOL	23,353,154	103,390	0	598,380	0.12%	0.21%	784	50
26 AERODROM	17,607,588	77,903	0	251,618	0.09%	0.16%	4,681	45
27 TERME ČATEŽ IMENSKE	12,273,693	54,361	0	2,445,935	0.06%	0.11%	542	29
28 PIVOVARNA UNION	6,308,829	27,922	0	1,530,799	0.03%	0.06%	82	22
29 GEODETSKI ZAVOD SLOVENIJE	5,759,334	25,500	0	1,944,790	0.03%	0.05%	2,591	21
30 DELO PRODAJA	5,129,770	22,697	0	997,271	0.03%	0.05%	1,034	22
31 MLINOTEST	4,307,717	19,066	0	1,234,200	0.02%	0.04%	2,622	14
32 KOLONIALE VELETRGOVINA	2,872,319	12,696	0	2,722,319	0.01%	0.03%	1,915	2
33 BANKA KOPER	2,840,193	12,571	0	222,800	0.01%	0.03%	50	15
34 TEHNOUNION	1,790,200	7,932	0	0	0.01%	0.02%	199	6
35 NIKA	17,739	78	0	17,739	0.00%	0.00%	23	3
36 BLAGOV.TRGOVINSKI CENTER BTC	0	0	0	0	0.00%	0.00%	0	0
<b>Preferred shares</b>	<b>44,014,987</b>	<b>194,795</b>	<b>0</b>	<b>11,458,192</b>	<b>0.22%</b>	<b>0.40%</b>	<b>2,998</b>	<b>45</b>
1 LEK	30,847,295	136,554	0	5,848,001	0.16%	0.28%	491	32
2 PROBANKA	13,167,692	58,241	0	5,610,191	0.07%	0.12%	2,507	13
3 VIPA BANKA	0	0	0	0	0.00%	0.00%	0	0



## 2. Bonds

Issue	Total (in SIT)	Total (in EUR)	Block trades (in SIT)	Cross trades (in SIT)	Share in total turnover on official market	Share in turnover of bonds	Volume in pieces	Number of bargains
<b>Total bonds</b>	<b>8,870,537,994</b>	<b>39,271,498</b>	<b>7,428,402,145</b>	<b>718,262,960</b>	<b>44.82%</b>	<b>100.00%</b>	<b>617,269</b>	<b>391</b>
1 REPUBLIKA SLOVENIJA 29 <sup>th</sup> issue	1,813,580,230	8,031,293	1,655,791,030	112,264,783	9.16%	20.44%	80,660	52
2 REPUBLIKA SLOVENIJA 36 <sup>th</sup> issue	1,290,647,600	5,718,728	1,285,780,000	894,600	6.52%	14.55%	130,090	8
3 REPUBLIKA SLOVENIJA 40 <sup>th</sup> issue	1,281,935,546	5,673,603	1,138,624,300	115,629,046	6.48%	14.45%	126,183	33
4 REPUBLIKA SLOVENIJA 41 <sup>st</sup> issue	952,099,150	4,207,882	930,010,000	22,089,150	4.81%	10.73%	92,645	8
5 REPUBLIKA SLOVENIJA 15 <sup>th</sup> issue, E series	948,575,274	4,201,051	948,575,274	0	4.79%	10.69%	5,134	3
6 REPUBLIKA SLOVENIJA 31 <sup>st</sup> issue	702,066,200	3,109,382	554,915,100	24,151,100	3.55%	7.91%	66,565	17
7 REPUBLIKA SLOVENIJA 26 <sup>th</sup> issue	275,796,714	1,220,325	160,645,832	56,209,643	1.39%	3.11%	12,183	49
8 REPUBLIKA SLOVENIJA 34 <sup>th</sup> issue	270,569,950	1,198,257	206,657,800	61,852,500	1.37%	3.05%	26,139	8
9 REPUBLIKA SLOVENIJA 35 <sup>th</sup> issue	186,041,500	823,731	82,441,500	0	0.94%	2.10%	17,950	3
10 REPUBLIKA SLOVENIJA 27 <sup>th</sup> issue	172,896,072	765,467	0	52,405,472	0.87%	1.95%	16,420	19
11 REPUBLIKA SLOVENIJA 37 <sup>th</sup> issue	135,369,305	599,593	0	22,209,305	0.68%	1.53%	13,165	8
12 REPUBLIKA SLOVENIJA 4 <sup>th</sup> issue	131,901,457	583,792	51,722,336	12,538,307	0.67%	1.49%	1,503	45
13 REPUBLIKA SLOVENIJA 33 <sup>rd</sup> issue	108,013,943	477,801	106,209,815	0	0.55%	1.22%	1,033	2
14 REPUBLIKA SLOVENIJA 32 <sup>nd</sup> issue	90,236,769	398,971	68,087,020	16,660,806	0.46%	1.02%	3,978	12
15 REPUBLIKA SLOVENIJA 38 <sup>th</sup> issue	81,591,847	361,221	45,639,537	25,514,705	0.41%	0.92%	3,586	14
16 NLB 2 <sup>nd</sup> issue, B series	78,327,573	346,979	78,327,573	0	0.40%	0.88%	695	1
17 REPUBLIKA SLOVENIJA 28 <sup>th</sup> issue	53,837,270	238,151	0	51,503,710	0.27%	0.61%	5,263	8
18 REPUBLIKA SLOVENIJA 23 <sup>rd</sup> issue	48,579,595	214,864	0	48,109,921	0.25%	0.55%	2,066	6
19 ABANKA 5 <sup>th</sup> issue	47,522,759	210,585	47,294,832	0	0.24%	0.54%	2,085	2
20 NLB 2 <sup>nd</sup> issue, A series	37,214,171	164,853	37,214,171	0	0.19%	0.42%	300	1
21 STANOVANJSKI SKLAD 2 <sup>nd</sup> issue	31,051,479	137,549	30,466,025	585,453	0.16%	0.35%	320	5
22 SLOVENSKA RAZVOJNA DRUŽBA	23,935,252	105,905	0	13,648,892	0.12%	0.27%	209	22
23 REPUBLIKA SLOVENIJA 10 <sup>th</sup> issue	21,866,705	96,879	0	423,448	0.11%	0.25%	2,846	7
24 REPUBLIKA SLOVENIJA 20 <sup>th</sup> issue	21,273,535	94,236	0	20,816,520	0.11%	0.24%	2,085	5
25 REPUBLIKA SLOVENIJA 25 <sup>th</sup> issue	12,695,944	56,210	0	12,490,444	0.06%	0.14%	1,241	8
26 DOLENJSKA BANKA DEVIZNE	10,738,705	47,551	0	10,738,705	0.05%	0.12%	186	1
27 ABANKA 4 <sup>th</sup> issue	8,329,622	36,884	0	8,329,622	0.04%	0.09%	367	1
28 PROBANKA 2 <sup>nd</sup> issue	7,685,521	33,993	0	7,685,521	0.04%	0.09%	655	1
29 REPUBLIKA SLOVENIJA 17 <sup>th</sup> issue	7,563,360	33,437	0	3,795,420	0.04%	0.09%	729	3
30 BANKA VIPA 4 <sup>th</sup> issue	6,798,376	30,119	0	6,798,376	0.03%	0.08%	170	5
31 REPUBLIKA SLOVENIJA 22 <sup>nd</sup> issue	1,637,600	7,248	0	1,637,600	0.01%	0.02%	160	3
32 REPUBLIKA SLOVENIJA 24 <sup>th</sup> issue	1,463,956	6,480	0	1,463,956	0.01%	0.02%	144	4
33 KREKOVA BANKA 2 <sup>nd</sup> issue	1,386,069	6,136	0	1,386,069	0.01%	0.02%	24	2
34 BANKA CELJE 3 <sup>rd</sup> issue	1,367,561	6,060	0	1,367,561	0.01%	0.02%	60	1
35 BANKA VIPA 5 <sup>th</sup> issue	882,339	3,900	0	882,339	0.00%	0.01%	24	1
36 SL_ZADR_KMET_BANKA 3 <sup>rd</sup> issue	857,436	3,792	0	857,436	0.00%	0.01%	80	1
37 BTC HIPOTEKARNE OBVEZNICE	804,254	3,556	0	440,288	0.00%	0.01%	75	4
38 STANOVANJSKI SKLAD RS 1 <sup>st</sup> issue	797,090	3,523	0	797,090	0.00%	0.01%	106	1
39 REPUBLIKA SLOVENIJA 19 <sup>th</sup> issue	625,300	2,770	0	503,500	0.00%	0.01%	62	4
40 BANKA VIPA 3 <sup>rd</sup> issue	620,113	2,746	0	620,113	0.00%	0.01%	19	2
41 REPUBLIKA SLOVENIJA 15 <sup>th</sup> issue, I series	381,706	1,689	0	381,706	0.00%	0.00%	2	2
42 REPUBLIKA SLOVENIJA 18 <sup>th</sup> issue	233,417	1,034	0	233,417	0.00%	0.00%	10	1
43 REPUBLIKA SLOVENIJA 13 <sup>th</sup> issue	232,776	1,029	0	0	0.00%	0.00%	2	1
44 REPUBLIKA SLOVENIJA 14 <sup>th</sup> issue	222,953	987	0	121,779	0.00%	0.00%	22	3
45 SKB OBVEZNICE 3 <sup>rd</sup> issue	173,579	767	0	173,579	0.00%	0.00%	5	1
46 PROBANKA 1 <sup>st</sup> issue	65,254	289	0	5,911	0.00%	0.00%	22	2
47 BANKA VIPA 7 <sup>th</sup> issue	45,167	200	0	45,167	0.00%	0.00%	1	1
48 ABANKA 1 <sup>st</sup> issue	0	0	0	0	0.00%	0.00%	0	0
49 ABANKA 3 <sup>rd</sup> issue	0	0	0	0	0.00%	0.00%	0	0
50 BANKA CELJE 4 <sup>th</sup> issue	0	0	0	0	0.00%	0.00%	0	0
51 BANKA CELJE 5 <sup>th</sup> issue	0	0	0	0	0.00%	0.00%	0	0
52 BANKA VIPA 2 <sup>nd</sup> issue	0	0	0	0	0.00%	0.00%	0	0
53 BANKA VIPA 6 <sup>th</sup> issue	0	0	0	0	0.00%	0.00%	0	0
54 BANKA ZASAVJE OBVEZNICE 2 <sup>nd</sup> issue	0	0	0	0	0.00%	0.00%	0	0
55 DOLENJSKA BANKA TOLARSKE	0	0	0	0	0.00%	0.00%	0	0
56 HOTELI BERNARDIN	0	0	0	0	0.00%	0.00%	0	0
57 NFD INVESTICIJSKO SVETOVANJE	0	0	0	0	0.00%	0.00%	0	0
58 NLB 3 <sup>rd</sup> issue	0	0	0	0	0.00%	0.00%	0	0
59 NOVA KBM 1 <sup>st</sup> issue	0	0	0	0	0.00%	0.00%	0	0
58 NOVA KBM 2 <sup>nd</sup> issue	0	0	0	0	0.00%	0.00%	0	0
59 NOVA KBM 3 <sup>rd</sup> issue, A series	0	0	0	0	0.00%	0.00%	0	0
60 NOVA KBM 3 <sup>rd</sup> issue, B series	0	0	0	0	0.00%	0.00%	0	0
61 REPUBLIKA SLOVENIJA 15 <sup>th</sup> issue, H series	0	0	0	0	0.00%	0.00%	0	0
62 REPUBLIKA SLOVENIJA 16 <sup>th</sup> issue	0	0	0	0	0.00%	0.00%	0	0
63 REPUBLIKA SLOVENIJA 8 <sup>th</sup> issue	0	0	0	0	0.00%	0.00%	0	0
64 RS08 TAX FREE BOND	0	0	0	0	0.00%	0.00%	0	0
65 SKB OBVEZNICE 4 <sup>th</sup> issue, A series	0	0	0	0	0.00%	0.00%	0	0
66 SKB OBVEZNICE 4 <sup>th</sup> issue, B series	0	0	0	0	0.00%	0.00%	0	0
67 SL_ZADR_KMET_BANKA	0	0	0	0	0.00%	0.00%	0	0
<b>Total official market</b>	<b>19,791,779,377</b>	<b>87,605,546</b>	<b>9,722,741,834</b>	<b>2,369,504,020</b>	<b>100.00%</b>	<b>-</b>	<b>1,769,799</b>	<b>8,951</b>

C2) TURNOVER BY SECURITIES ON FREE MARKET IN JUNE 2002

1. Shares (1)

Issue	Total (in SIT)	Total (in EUR)	Block trades (in SIT)	Cross trades (in SIT)	Share in total turnover on free market	Share in turnover of shares	Volume in pieces	Number of bargains
<b>Shares</b>	<b>2,278,918,078</b>	<b>10,082,885</b>	<b>870,065,141</b>	<b>584,305,660</b>	<b>19.82%</b>	<b>100.00%</b>	<b>1,643,810</b>	<b>3,581</b>
<b>Common shares</b>	<b>2,251,574,027</b>	<b>9,961,864</b>	<b>870,065,141</b>	<b>578,641,659</b>	<b>19.58%</b>	<b>98.80%</b>	<b>1,640,392</b>	<b>3,319</b>
1 AKTIVA FIN	652,964,213	2,888,520	584,111,131	12,595,306	5.68%	28.65%	946,759	450
2 CINKARNA	168,161,604	744,409	0	59,019,867	1.46%	7.38%	8,025	128
3 ALPETOUR POTOVALNA AGENCIJA	142,839,830	631,403	0	133,914,258	1.24%	6.27%	58,354	53
4 KD HOLDING	140,032,684	619,722	0	51,902,224	1.22%	6.14%	10,869	507
5 INTARA	101,253,800	448,042	57,503,800	0	0.88%	4.44%	19,070	2
6 HELIOS	97,696,727	432,195	0	45,690,578	0.85%	4.29%	1,493	85
7 JATA	75,751,201	335,535	0	2,462,000	0.66%	3.32%	3,255	25
8 JUTEKS	66,527,865	294,234	30,100,000	22,827,842	0.58%	2.92%	5,044	46
9 TEKSTINA	66,317,429	293,207	43,285,000	7,591,035	0.58%	2.91%	67,557	49
10 CM CELJE	60,909,400	269,352	60,909,400	0	0.53%	2.67%	3,815	2
11 KD GROUP, finančna družba	60,050,000	266,096	60,000,000	0	0.52%	2.64%	2,401	2
12 BELINKA HOLDING	59,593,389	263,433	0	51,053,494	0.52%	2.61%	19,623	20
13 LIP BLEĐ	56,832,576	251,269	34,155,810	4,625,089	0.49%	2.49%	58,128	78
14 LESNINA	48,536,497	214,911	0	4,875,005	0.42%	2.13%	463	31
15 JAVOR PIVKA	38,086,774	168,546	0	24,659,002	0.33%	1.67%	36,965	103
16 MESNA INDUSTRIJA PRIMORSKE	30,890,671	136,696	0	18,194,904	0.27%	1.36%	20,764	44
17 HOTELI PALACE	30,791,575	136,237	0	3,193,075	0.27%	1.35%	20,527	22
18 MERCATA HOLDING	28,855,004	127,670	0	22,439,626	0.25%	1.27%	69,784	135
19 DZS	22,855,820	101,194	0	21,685,670	0.20%	1.00%	5,978	16
20 INTERTRADE ITS	21,999,609	97,289	0	0	0.19%	0.97%	21,436	20
21 TOSAMA	18,741,431	82,912	0	343,020	0.16%	0.82%	1,744	51
22 UPIMO GROUP	15,426,250	68,265	0	15,426,250	0.13%	0.68%	26,875	1
23 KMETIJSKI KOMBINAT PTUJ	13,662,176	60,481	0	777,714	0.12%	0.60%	13,116	136
24 NOVOLIT	13,027,280	57,680	0	12,358,900	0.11%	0.57%	7,730	47
25 LIV POSTOJNA	12,859,594	56,896	0	1,458,500	0.11%	0.56%	946	26
26 POM-INVEST	12,381,045	54,786	0	5,506,359	0.11%	0.54%	23,315	197
27 GOZDNO GOSPODARSTVO BLEĐ	11,620,423	51,418	0	5,056,273	0.10%	0.51%	5,869	27
28 KOŠAKI TMI MARIBOR	11,111,710	49,174	0	1,100,110	0.10%	0.49%	718	5
29 FRUCTAL	10,707,437	47,396	0	2,188,754	0.09%	0.47%	4,385	36
30 IMP ČRPALKE	10,495,939	46,417	0	219,185	0.09%	0.46%	9,579	40
31 KRONA HOLDING	10,329,825	45,750	0	7,102,447	0.09%	0.45%	23,757	21
32 MEDALJON	10,068,227	44,566	0	1,050,000	0.09%	0.44%	6,696	39
33 SATURNUS EMBALAŽA	8,477,768	37,528	0	3,887,266	0.07%	0.37%	470	25
34 MELAMIN	6,980,909	30,883	0	3,141,299	0.06%	0.31%	1,932	18
35 EGOLES ŠKOFJA LOKA	6,499,130	28,733	0	6,497,430	0.06%	0.29%	5,983	7
36 CETIS	6,220,372	27,547	0	1,812,342	0.05%	0.27%	325	21
37 JATA EMONA	5,851,721	25,897	0	153,300	0.05%	0.26%	7,375	17
38 PLAMA - PUR	5,736,812	25,385	0	0	0.05%	0.25%	1,208	9
39 GRAND HOTEL UNION	5,575,510	24,670	0	1,507,500	0.05%	0.24%	2,230	11
40 AKTIVA AVANT	5,304,167	23,471	0	461,295	0.05%	0.23%	12,268	85
41 KS1 - NALOŽBE	5,061,521	22,401	0	813,755	0.04%	0.22%	14,596	72
42 DANA	5,037,009	22,300	0	3,114,730	0.04%	0.22%	2,798	17
43 COLOR	4,888,527	21,642	0	3,621,959	0.04%	0.21%	2,259	32
44 MERCATA 1 HOLDING	4,751,211	21,026	0	698,638	0.04%	0.21%	13,556	133
45 GORENJSKI TISK	4,496,144	19,898	0	2,140,644	0.04%	0.20%	1,663	10
46 PINUS RAČE	4,461,100	19,729	0	670,800	0.04%	0.20%	345	11
47 HIDROTEHNIK	4,360,724	19,286	0	72,867	0.04%	0.19%	2,463	7
48 MITOL	4,019,830	17,799	0	100,500	0.03%	0.18%	1,145	8
49 MURALES	3,750,100	16,590	0	255,340	0.03%	0.16%	2,219	11
50 KS4 NALOŽBE	3,549,054	15,705	0	705,676	0.03%	0.16%	9,555	140
51 INTES	2,902,344	12,841	0	1,318,192	0.03%	0.13%	3,656	18
52 SLOVENJAJLES	2,720,797	12,043	0	345,480	0.02%	0.12%	333	18
53 GOZDNO GOSPODARSTVO POSTOJNA	2,575,080	11,394	0	771,650	0.02%	0.11%	2,259	8
54 AVTOPREVOZNIŠTVO IN SERVISI	2,375,370	10,508	0	713,800	0.02%	0.10%	18,954	9
55 AGROKOMBINAT MARIBOR	2,052,110	9,089	0	90,012	0.02%	0.09%	2,739	19
56 CERTIUS HOLDING	1,752,850	7,759	0	469,150	0.02%	0.08%	3,187	18
57 NIKO ŽELEZNIKI	1,647,750	7,295	0	936,850	0.01%	0.07%	72	9
58 INTEGRAL JESENICE	1,529,580	6,771	0	0	0.01%	0.07%	1,543	9
59 KLASJE	1,463,640	6,477	0	333,720	0.01%	0.06%	2,760	10
60 LESNINA EMMI	1,424,500	6,305	0	749,000	0.01%	0.06%	1,965	3
61 LIZ INŽENIRING	1,382,765	6,113	0	1,215,165	0.01%	0.06%	1,100	8
62 PULSAR HOLDING	1,365,407	6,046	0	13,000	0.01%	0.06%	2,719	10
63 UNITAS	1,332,174	5,897	0	115,200	0.01%	0.06%	478	7
64 ELMO	1,238,978	5,486	0	0	0.01%	0.05%	1,770	8
65 AVTO CELJE	1,051,076	4,648	0	0	0.01%	0.05%	759	5
66 MARINA PORTOROŽ	1,009,260	4,471	0	0	0.01%	0.04%	84	1
67 AVANT HOLDING	1,007,908	4,458	0	95,298	0.01%	0.04%	2,429	12
68 NAMA	705,400	3,120	0	0	0.01%	0.03%	610	4
69 IMP KLIMAT	676,200	2,995	0	676,200	0.01%	0.03%	483	3
70 CAPITA	520,268	2,304	0	452,268	0.00%	0.02%	755	5

## 1. Shares (2)

Issue	Total (in SIT)	Total (in EUR)	Block trades (in SIT)	Cross trades (in SIT)	Share in total turnover on free market	Share in turnover of shares	Volume in pieces	Number of bargains
71 CREINA	516,873	2,287	0	345,860	0.00%	0.02%	138	4
72 SATURNUS AVTOOPREMA	499,505	2,212	0	0	0.00%	0.02%	111	2
73 GORIŠKE OPEKARNE	410,500	1,815	0	45,000	0.00%	0.02%	273	4
74 KEMA PUCONCI	385,000	1,702	0	0	0.00%	0.02%	100	1
75 GEA TOVARNA OLJA	358,324	1,586	0	69,000	0.00%	0.02%	228	4
76 OLJARICA	337,595	1,496	0	285,095	0.00%	0.01%	100	2
77 INLES RIBNICA	330,280	1,460	0	88,010	0.00%	0.01%	553	8
78 KOMPAS HOTELI KG	301,000	1,333	0	0	0.00%	0.01%	43	4
79 ALPDOM	256,880	1,138	0	256,880	0.00%	0.01%	169	7
80 TUB SWATY	237,800	1,052	0	0	0.00%	0.01%	29	2
81 SVILANIT	204,000	902	0	204,000	0.00%	0.01%	102	4
82 SVILA	155,698	690	0	0	0.00%	0.01%	1,691	6
83 POTROŠNIK	134,470	595	0	0	0.00%	0.01%	119	1
84 ZASAVSKI RAČUNSKI CENTER	120,000	531	0	0	0.00%	0.01%	300	1
85 ZDRAVILIŠČE ROGAŠKA	71,000	315	0	21,000	0.00%	0.00%	300	3
86 MEDVEŠEK PUŠNIK	60,001	265	0	60,001	0.00%	0.00%	6	1
87 TUS KO-SI	33,030	146	0	0	0.00%	0.00%	30	1
88 TOVARNA SLADKORJA ORMOŽ	29,000	128	0	0	0.00%	0.00%	15	2
89 KOVINOTEHNA	0	0	0	0	0.00%	0.00%	0	0
90 GRADIS GP	0	0	0	0	0.00%	0.00%	0	0
91 HIPOTEKARNA BANKA	0	0	0	0	0.00%	0.00%	0	0
92 VALKARTON	0	0	0	0	0.00%	0.00%	0	0
93 ŽELEZARNA RAVNE - MONTER DRAVOGRAD	0	0	0	0	0.00%	0.00%	0	0
94 JADRAN	0	0	0	0	0.00%	0.00%	0	0
95 CEMENTARNA TRBOVLJE	0	0	0	0	0.00%	0.00%	0	0
96 DOM SMREKA	0	0	0	0	0.00%	0.00%	0	0
97 RAZVOJNA DRUŽBA	0	0	0	0	0.00%	0.00%	0	0
98 SJUJ HRASTNIK	0	0	0	0	0.00%	0.00%	0	0
99 MLAJ	0	0	0	0	0.00%	0.00%	0	0
100 INTERTRADE ITA	0	0	0	0	0.00%	0.00%	0	0
101 KRUH-PECIVO	0	0	0	0	0.00%	0.00%	0	0
102 MK TISKARNA	0	0	0	0	0.00%	0.00%	0	0
103 GRAD PRESTRANEK	0	0	0	0	0.00%	0.00%	0	0
104 KD INVESTMENTS	0	0	0	0	0.00%	0.00%	0	0
105 RTC KRVAVEC IMENSKE	0	0	0	0	0.00%	0.00%	0	0
106 TOPLICE DOBRNA	0	0	0	0	0.00%	0.00%	0	0
107 GEA COLLEGE	0	0	0	0	0.00%	0.00%	0	0
108 DRAVINJSKI DOM	0	0	0	0	0.00%	0.00%	0	0
109 DADAS	0	0	0	0	0.00%	0.00%	0	0
110 RUDIS	0	0	0	0	0.00%	0.00%	0	0
111 SAVINJA MOZIRJE	0	0	0	0	0.00%	0.00%	0	0
112 JELEN	0	0	0	0	0.00%	0.00%	0	0
<b>Preferred shares</b>	<b>27,344,051</b>	<b>121,021</b>	<b>0</b>	<b>5,664,001</b>	<b>0.24%</b>	<b>1.20%</b>	<b>3,418</b>	<b>262</b>
1 KD HOLDING	27,344,051	121,021	0	5,664,001	0.24%	1.20%	3,418	262
2 HIPOTEKARNA BANKA	0	0	0	0	0.00%	0.00%	0	0
3 KOVINOTEHNA	0	0	0	0	0.00%	0.00%	0	0
4 PRIMOFIN	0	0	0	0	0.00%	0.00%	0	0
5 ZDRAVILIŠČE ROGAŠKA	0	0	0	0	0.00%	0.00%	0	0

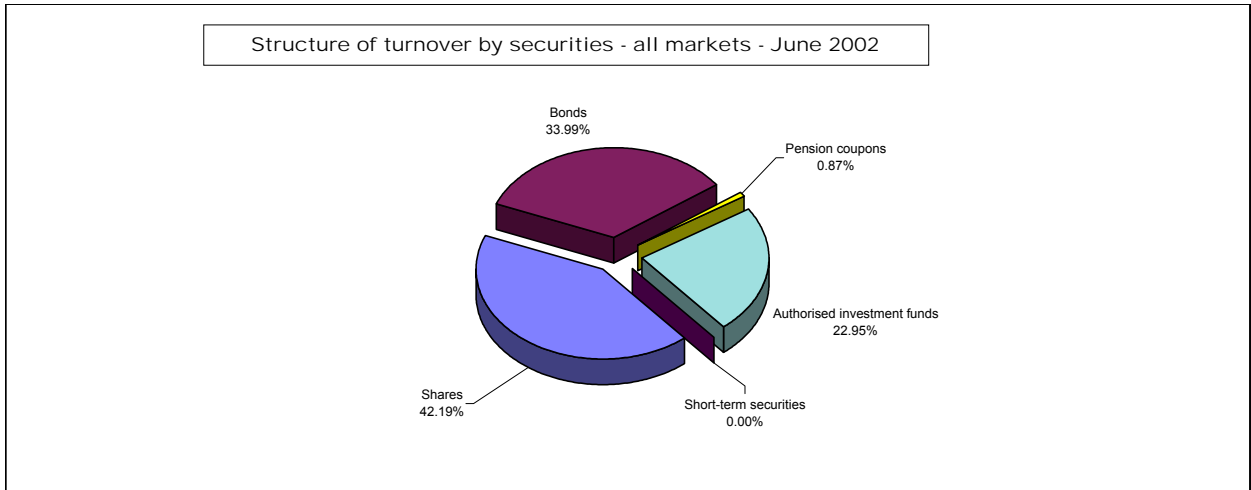
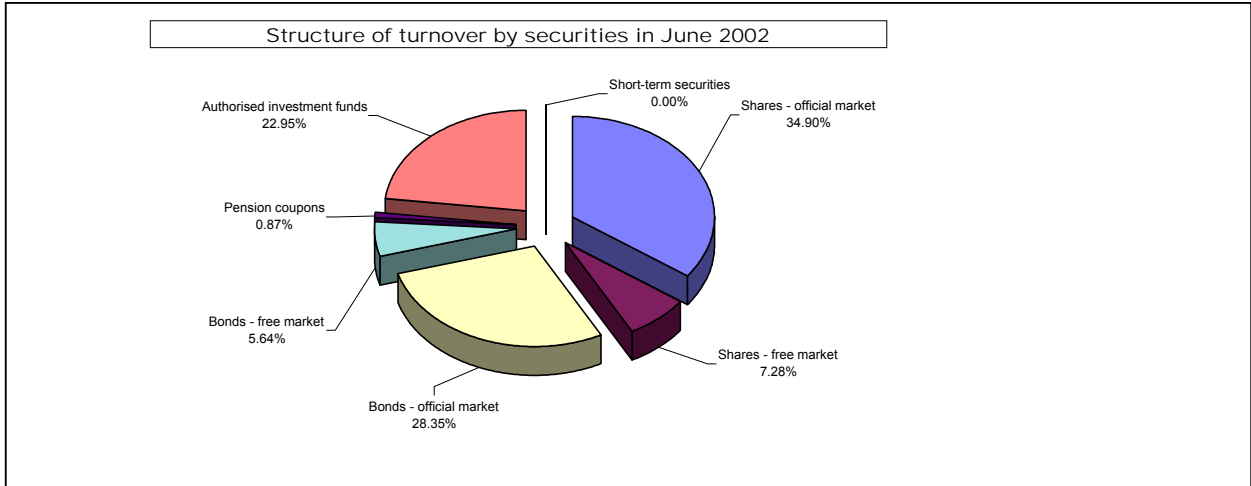
## 2. Bonds

Issue	Total (in SIT)	Total (in EUR )	Block trades (in SIT)	Cross trades (in SIT)	Share in total turnover on free market	Share in turnover of bonds	Volume in pieces	Number of bargains
<b>Bonds</b>	<b>1,765,347,942</b>	<b>7,812,840</b>	<b>424,579,374</b>	<b>251,894,585</b>	<b>15.35%</b>	<b>100.00%</b>	<b>166,425</b>	<b>541</b>
1 SLOV. ODŠKODNINSKA DRUŽBA 2 <sup>nd</sup> issue	1,705,075,926	7,545,961	424,579,374	246,223,178	14.83%	96.59%	163,747	529
2 PROBANKA 4 <sup>th</sup> issue	56,768,017	251,366	0	2,212,362	0.49%	3.22%	2,553	8
3 STANOVANJSKI SKLAD 3 <sup>rd</sup> issue	2,273,462	10,060	0	2,273,462	0.02%	0.13%	22	2
4 KD INVESTMENTS 1 <sup>st</sup> issue	1,185,583	5,254	0	1,185,583	0.01%	0.07%	100	1
5 VIPA	44,954	199	0	0	0.00%	0.00%	3	1
6 AUTOCOMMERCE 1 <sup>st</sup> issue	0	0	0	0	0.00%	0.00%	0	0
7 BANKA KOPER 3 <sup>rd</sup> issue	0	0	0	0	0.00%	0.00%	0	0
8 BANKA KOPER 4 <sup>th</sup> issue	0	0	0	0	0.00%	0.00%	0	0
9 BORZNA DR. POTEZA OBVEZNICE 2 <sup>nd</sup> issue	0	0	0	0	0.00%	0.00%	0	0
10 OBČINA ŠMARJE	0	0	0	0	0.00%	0.00%	0	0
12 PROBANKA 5 <sup>th</sup> issue	0	0	0	0	0.00%	0.00%	0	0
13 SI.MOBIL 1 <sup>st</sup> issue	0	0	0	0	0.00%	0.00%	0	0
14 SIP STROJNA INDUSTRIJA 1 <sup>st</sup> issue, A series	0	0	0	0	0.00%	0.00%	0	0
15 SIP STROJNA INDUSTRIJA 1 <sup>st</sup> issue, B series	0	0	0	0	0.00%	0.00%	0	0
16 UBK KONVERTIBILNE	0	0	0	0	0.00%	0.00%	0	0
<b>Total free market (shares and bonds)</b>	<b>4,044,266,020</b>	<b>17,895,725</b>	<b>1,294,644,515</b>	<b>836,200,245</b>	<b>35.18%</b>	<b>-</b>	<b>1,810,235</b>	<b>4,122</b>

### 3. Authorised investment funds and pension coupons

Issue	Total (in SIT)	Total (in EUR)	Block trades (in SIT)	Cross trades (in SIT)	Share in total turnover on free market	Share in turnover of auth.inv. funds	Volume in pieces	Number of bargains
<b>Total authorised investment funds</b>	<b>7,179,898,821</b>	<b>31,765,732</b>	<b>4,696,971,447</b>	<b>535,227,912</b>	<b>62.45%</b>	<b>100.00%</b>	<b>88,213,938</b>	<b>11,825</b>
1 MAKSIMA 1	1,629,460,847	7,209,018	1,528,931,500	25,144,176	62.45%	22.69%	21,140,700	657
2 ZLATA MONETA II	1,073,791,193	4,748,467	1,055,273,910	3,863,030	14.17%	14.96%	20,058,092	345
3 ZLATA MONETA 1	929,737,059	4,113,673	470,472,762	84,590,798	9.34%	12.95%	6,989,418	657
4 TRIGLAV STEBER 1	881,712,748	3,902,057	385,418,420	140,686,887	8.09%	12.28%	5,272,811	861
5 INFOND ZLAT	836,875,580	3,702,175	512,919,254	77,734,762	7.67%	11.66%	9,897,281	1,246
6 ATENA PID	472,830,721	2,091,559	447,931,597	3,511,020	7.28%	6.59%	6,906,847	332
7 NFD 1	213,570,590	945,183	0	25,553,906	4.11%	2.97%	1,344,601	877
8 ZVON ENA	190,540,603	843,187	0	26,777,611	1.86%	2.65%	1,609,846	710
9 POMURSKA INV.DRUŽBA 1	187,715,466	830,516	130,900,000	11,674,250	1.86%	2.61%	1,312,338	200
10 TRIGLAV STEBER II	168,967,719	748,177	109,090,944	17,233,338	1.63%	2.35%	3,588,389	736
11 ID KD	142,556,875	630,821	0	13,329,092	1.47%	1.99%	1,116,633	918
12 NFD 2	79,919,882	353,712	0	12,607,786	1.24%	1.11%	1,724,940	1,146
13 MERCATA 1	62,820,515	277,801	56,033,060	637,097	0.70%	0.87%	1,518,758	134
14 PID VIPA INVEST	61,510,728	272,249	0	2,482,712	0.55%	0.86%	732,228	82
15 ZVON DVA	51,705,131	228,867	0	20,034,693	0.54%	0.72%	1,102,225	568
16 MODRA LINIJA	44,655,604	197,637	0	22,577,312	0.45%	0.62%	426,502	284
17 PID KD	38,820,432	171,820	0	20,988,781	0.39%	0.54%	1,077,321	714
18 KRONA SENIOR	33,968,528	150,348	0	6,967,253	0.34%	0.47%	509,827	186
19 ARKADA ENA	19,561,167	86,568	0	2,196,737	0.30%	0.27%	335,135	154
20 MERCATA	11,323,883	50,126	0	5,613,654	0.17%	0.16%	243,987	150
21 POOBLAŠČENA POMURSKA INV. DRUŽBA	5,803,551	25,689	0	1,606,415	0.10%	0.08%	159,443	189
22 KS - SKLAD 4	5,416,847	23,968	0	1,229,047	0.05%	0.08%	146,364	144
23 VIZIJA DPB	5,099,708	22,569	0	1,549,803	0.05%	0.07%	96,704	56
24 NIKA	4,446,253	19,675	0	1,117,991	0.04%	0.06%	115,794	76
25 KS-sklad 2	4,440,827	19,653	0	1,306,269	0.04%	0.06%	99,025	60
26 TRDNJAVA	4,409,886	19,519	0	260,951	0.04%	0.06%	152,539	54
27 PID AKTIVA AVANT I	3,635,533	16,090	0	630,417	0.04%	0.05%	96,527	87
28 NIKA 1	3,270,689	14,474	0	431,723	0.03%	0.05%	89,410	53
29 TRGATEV	3,219,766	14,237	0	1,334,090	0.03%	0.04%	99,804	30
30 SETEV	2,754,987	12,194	0	834,730	0.03%	0.04%	83,906	28
31 NIKA 2	1,951,211	8,634	0	14,250	0.02%	0.03%	63,899	45
32 TRDNJAVA I	1,330,689	5,891	0	363,204	0.02%	0.02%	43,180	20
33 CAPIINVEST 2	1,049,836	4,645	0	264,258	0.01%	0.01%	28,396	14
34 PLOD	1,023,767	4,533	0	79,869	0.01%	0.01%	31,068	12
<b>Pension coupons</b>	<b>272,809,817</b>	<b>1,207,316</b>	<b>0</b>	<b>31,593,467</b>	<b>2.37%</b>	<b>-</b>	<b>5,171,852</b>	<b>3,243</b>
<b>Short-term securities</b>	<b>0</b>	<b>0</b>	<b>0</b>	<b>0</b>	<b>0.00%</b>	<b>-</b>	<b>0</b>	<b>0</b>
<b>Total free market</b>	<b>11,496,974,658</b>	<b>50,868,773</b>	<b>5,991,615,962</b>	<b>1,403,021,624</b>	<b>100%</b>	<b>-</b>	<b>95,196,025</b>	<b>19,190</b>
<b>Total turnover in June 2002</b>	<b>31,288,754,035</b>	<b>138,474,319</b>	<b>15,714,357,796</b>	<b>3,772,525,644</b>	<b>-</b>	<b>-</b>	<b>96,965,824</b>	<b>28,141</b>

Structure of turnover by securities in June 2002



### C3) TURNOVER BY SECURITIES ON OFFICIAL MARKET IN FIRST SIX MONTHS OF YEAR 2002

#### 1. Shares

Issue	Total (in SIT)	Total (in EUR)	Block trades (in SIT)	Cross trades (in SIT)	Share in total turnover on official market	Share in turnover of shares	Volume in pieces	Number of bargains
<b>Total shares</b>	<b>97,709,035,686</b>	<b>436,102,662</b>	<b>29,479,617,266</b>	<b>13,310,386,087</b>	<b>71.75%</b>	<b>100.00%</b>	<b>10,632,505</b>	<b>67,574</b>
<b>Common shares</b>	<b>96,830,230,877</b>	<b>432,158,430</b>	<b>29,000,923,794</b>	<b>13,214,356,325</b>	<b>71.11%</b>	<b>99.10%</b>	<b>10,610,754</b>	<b>67,244</b>
1 KRKA	15,910,369,428	70,933,658	3,199,140,203	1,922,320,648	11.68%	16.28%	475,209	10,223
2 LEK	15,784,527,750	70,359,722	6,146,711,532	1,205,740,099	11.59%	16.15%	298,631	6,537
3 PETROL	11,453,451,314	51,180,334	3,823,686,582	1,963,284,836	8.41%	11.72%	416,280	7,294
4 GORENJE	8,350,044,019	37,248,795	2,863,023,432	746,628,059	6.13%	8.55%	3,028,911	6,149
5 PIVOVARNA LAŠKO	8,180,252,384	36,468,350	3,017,359,008	732,427,012	6.01%	8.37%	1,345,532	4,585
6 MERCATOR	5,814,573,808	25,913,402	1,661,886,318	839,648,029	4.27%	5.95%	298,354	4,560
7 PIVOVARNA UNION	3,539,484,135	15,952,139	670,882,190	102,496,633	2.60%	3.62%	39,948	4,218
8 BANKA KOPER	3,057,079,195	13,642,155	2,760,974,877	53,118,267	2.24%	3.13%	30,411	328
9 LUKA KOPER	2,987,447,318	13,317,631	297,768,553	391,714,258	2.19%	3.06%	744,288	3,044
10 SAVA	2,803,510,430	12,519,363	633,118,000	853,778,360	2.06%	2.87%	139,587	2,495
11 INTEREUROPA	2,614,006,402	11,692,575	797,622,609	472,111,395	1.92%	2.68%	602,609	1,664
12 ISTRABENZ	1,842,575,313	8,208,671	840,999,500	271,171,449	1.35%	1.89%	308,347	1,831
13 DROGA PORTOROŽ	1,812,970,249	8,086,884	711,100,525	608,875,883	1.33%	1.86%	32,944	588
14 DELO	1,763,207,604	7,910,932	0	1,302,479,545	1.29%	1.80%	101,384	469
15 ŽITO	1,728,559,870	7,711,215	0	146,361,265	1.27%	1.77%	78,881	2,691
16 ŽIVILA KRANJ	1,188,240,796	5,316,974	0	93,567,832	0.87%	1.22%	74,894	1,830
17 ZDRAVILIŠČE MORAVSKE TOPLICE	1,104,572,743	4,921,724	300,102,555	123,873,629	0.81%	1.13%	604,894	1,211
18 KOLINSKA	995,324,896	4,432,958	66,662,334	210,392,560	0.73%	1.02%	251,488	1,265
19 MERKUR	816,312,373	3,646,257	0	84,717,508	0.60%	0.84%	46,571	1,251
20 KOMPAS MTS	805,072,129	3,591,297	279,126,100	185,137,385	0.59%	0.82%	539,714	612
21 DELO PRODAJA	716,523,265	3,214,294	417,934,000	75,844,694	0.53%	0.73%	114,656	352
22 TERME ČATEŽ IMENSKE	657,223,813	2,935,129	114,904,650	80,102,432	0.48%	0.67%	33,572	552
23 COMET	452,632,146	2,013,027	0	112,757,270	0.33%	0.46%	197,971	240
24 GRADB.PODJETJE GROSUPLJE	375,945,346	1,666,887	0	229,610,160	0.28%	0.38%	75,585	97
25 AERODROM	337,616,058	1,511,727	63,703,926	39,569,124	0.25%	0.35%	93,539	369
26 RADENSKA	303,311,535	1,355,204	60,675,000	45,540,955	0.22%	0.31%	202,478	925
27 SALUS - SERIJA B	288,748,505	1,285,047	0	53,919,147	0.21%	0.30%	4,343	267
28 ETOL	282,674,956	1,263,203	0	57,822,458	0.21%	0.29%	9,880	341
29 MLINOTEST	280,932,077	1,253,198	146,054,700	74,860,694	0.21%	0.29%	168,746	206
30 EMONA OBALA KOPER	263,644,819	1,177,323	34,500,000	28,805,922	0.19%	0.27%	113,452	501
31 TEHNOUNION	112,185,894	503,094	92,987,200	10,772,568	0.08%	0.11%	7,270	71
32 GEODETSKI ZAVOD SLOVENIJE	94,771,883	422,518	0	35,993,289	0.07%	0.10%	55,497	269
33 SKB BANKA	50,724,347	224,922	0	12,366,594	0.04%	0.05%	26,109	156
34 KOLONIALE VELETRGOVINA	48,781,659	219,774	0	46,506,724	0.04%	0.05%	28,262	31
35 NIKA	12,932,418	58,047	0	39,642	0.01%	0.01%	20,517	22
36 BLAGOV.TRGOVINSKI CENTER BTC	0	0	0	0	0.00%	0.00%	0	0
<b>Preferred shares</b>	<b>878,804,809</b>	<b>3,944,232</b>	<b>478,693,472</b>	<b>96,029,762</b>	<b>0.65%</b>	<b>0.90%</b>	<b>21,751</b>	<b>330</b>
1 VIPA BANKA	483,542,126	2,182,143	478,693,472	3,909,954	0.36%	0.49%	5,439	4
2 LEK	349,739,039	1,559,306	0	85,616,565	0.26%	0.36%	6,784	283
3 PROBANKA	45,523,644	202,783	0	6,503,243	0.03%	0.05%	9,528	43

## 2. Bonds

Issue	Total (in SIT)	Total (in EUR)	Block trades (in SIT)	Cross trades (in SIT)	Share in total turnover on official market	Share in turnover of bonds	Volume in pieces	Number of bargains
<b>Total bonds</b>	<b>38,467,364,016</b>	<b>171,505,160</b>	<b>29,319,287,181</b>	<b>4,937,301,549</b>	<b>28.25%</b>	<b>100.00%</b>	<b>2,666,806</b>	<b>2,434</b>
1 REPUBLIKA SLOVENIJA 29 <sup>th</sup> issue	5,855,028,394	26,064,246	5,118,156,642	339,189,735	4.30%	15.22%	261,491	228
2 REPUBLIKA SLOVENIJA 27 <sup>th</sup> issue	3,978,678,191	17,794,259	2,833,387,285	589,101,366	2.92%	10.34%	386,274	207
3 REPUBLIKA SLOVENIJA 37 <sup>th</sup> issue	2,206,891,457	9,798,120	1,815,683,900	175,179,107	1.62%	5.74%	216,516	53
4 REPUBLIKA SLOVENIJA 15 <sup>th</sup> issue, E series	2,154,687,991	9,553,933	2,151,971,741	1,992,021	1.58%	5.60%	11,686	14
5 REPUBLIKA SLOVENIJA 34 <sup>th</sup> issue	2,141,498,000	9,551,382	1,870,290,800	225,164,000	1.57%	5.57%	211,141	30
6 REPUBLIKA SLOVENIJA 26 <sup>th</sup> issue	2,085,453,281	9,339,966	1,306,390,473	111,339,482	1.53%	5.42%	93,213	321
7 REPUBLIKA SLOVENIJA 4 <sup>th</sup> issue	2,066,541,427	9,249,445	1,218,813,839	104,387,261	1.52%	5.37%	18,814	286
8 REPUBLIKA SLOVENIJA 31 <sup>st</sup> issue	2,051,737,755	9,130,521	1,650,902,500	169,844,980	1.51%	5.33%	196,627	45
9 REPUBLIKA SLOVENIJA 14 <sup>th</sup> issue	1,799,098,835	8,071,076	0	1,548,722,987	1.32%	4.68%	168,042	44
10 REPUBLIKA SLOVENIJA 36 <sup>th</sup> issue	1,788,640,675	7,938,900	1,781,126,850	2,379,600	1.31%	4.65%	180,392	14
11 REPUBLIKA SLOVENIJA 28 <sup>th</sup> issue	1,286,589,334	5,736,633	1,018,856,360	247,745,196	0.94%	3.34%	126,707	54
12 REPUBLIKA SLOVENIJA 40 <sup>th</sup> issue	1,281,935,546	5,673,603	1,138,624,300	115,629,046	0.94%	3.33%	126,183	33
13 REPUBLIKA SLOVENIJA 12 <sup>th</sup> issue	1,024,391,006	4,575,671	1,003,028,453	20,397,827	0.75%	2.66%	95,420	33
14 REPUBLIKA SLOVENIJA 41 <sup>st</sup> issue	952,099,150	4,207,882	930,010,000	22,089,150	0.70%	2.48%	92,645	8
15 REPUBLIKA SLOVENIJA 38 <sup>th</sup> issue	934,871,250	4,148,946	557,756,660	213,763,691	0.69%	2.43%	41,333	58
16 REPUBLIKA SLOVENIJA 10 <sup>th</sup> issue	773,241,138	3,475,450	654,800,766	33,262,308	0.57%	2.01%	90,413	48
17 REPUBLIKA SLOVENIJA 22 <sup>nd</sup> issue	642,360,887	2,879,136	629,710,000	11,703,887	0.47%	1.67%	64,353	25
18 REPUBLIKA SLOVENIJA 32 <sup>nd</sup> issue	544,591,609	2,427,953	453,938,984	45,764,603	0.40%	1.42%	24,223	47
19 REPUBLIKA SLOVENIJA 25 <sup>th</sup> issue	478,883,958	2,146,941	420,330,000	44,897,738	0.35%	1.24%	47,776	75
20 REPUBLIKA SLOVENIJA 17 <sup>th</sup> issue	470,297,790	2,108,941	397,880,000	48,127,350	0.35%	1.22%	47,042	15
21 ABANKA 4 <sup>th</sup> issue	452,207,236	2,016,159	222,162,387	147,425,733	0.33%	1.18%	20,077	76
22 REPUBLIKA SLOVENIJA 24 <sup>th</sup> issue	431,656,039	1,933,985	378,560,719	43,444,370	0.32%	1.12%	42,672	31
23 BANKA CELJE 5 <sup>th</sup> issue	341,499,185	1,536,162	331,346,887	10,152,298	0.25%	0.89%	15,090	8
24 REPUBLIKA SLOVENIJA 15 <sup>th</sup> issue, H series	257,721,234	1,148,490	208,701,240	9,682,011	0.19%	0.67%	1,371	12
25 REPUBLIKA SLOVENIJA 23 <sup>rd</sup> issue	249,043,269	1,117,623	200,163,477	48,410,119	0.18%	0.65%	10,779	9
26 REPUBLIKA SLOVENIJA 35 <sup>th</sup> issue	245,461,840	1,087,492	82,441,500	18,460,340	0.18%	0.64%	23,764	11
27 REPUBLIKA SLOVENIJA 33 <sup>rd</sup> issue	206,279,371	914,986	188,914,772	15,284,853	0.15%	0.54%	1,751	10
28 BANKA VIPA 6 <sup>th</sup> issue	201,874,393	899,480	42,049,240	3,239,256	0.15%	0.52%	4,773	21
29 BANKA VIPA 5 <sup>th</sup> issue	201,005,361	895,699	172,881,542	11,716,492	0.15%	0.52%	5,512	14
30 REPUBLIKA SLOVENIJA 18 <sup>th</sup> issue	178,278,785	799,139	162,390,248	7,581,843	0.13%	0.46%	7,826	20
31 SLOVENSKA RAZVOJNA DRUŽBA	174,028,387	778,641	0	108,195,291	0.13%	0.45%	1,540	111
32 STANOVANJSKI SKLAD 2 <sup>nd</sup> issue	123,350,921	549,613	62,455,628	56,583,818	0.09%	0.32%	1,182	43
33 NFD INVESTICIJSKO SVETOVANJE	121,408,153	538,212	112,063,412	9,344,740	0.09%	0.32%	685	8
34 ABANKA 5 <sup>th</sup> issue	112,334,875	499,746	47,294,832	64,587,802	0.08%	0.29%	4,926	9
35 NLB 2 <sup>nd</sup> issue, B series	81,675,707	361,944	78,327,573	3,348,135	0.06%	0.21%	725	8
36 BTC HIPOTEKARNE OBVEZNICE	70,432,993	314,757	0	10,893,990	0.05%	0.18%	6,477	86
37 REPUBLIKA SLOVENIJA 20 <sup>th</sup> issue	63,537,096	283,723	30,660,000	27,865,981	0.05%	0.17%	6,236	46
38 ABANKA 3 <sup>rd</sup> issue	55,580,245	248,017	0	43,374,781	0.04%	0.14%	2,524	22
39 NLB 2 <sup>nd</sup> issue, A series	43,599,759	193,346	37,214,171	5,167,892	0.03%	0.11%	352	5
40 NLB TOLARSKE	29,655,350	132,919	0	17,894,693	0.02%	0.08%	202	18
41 REPUBLIKA SLOVENIJA 15 <sup>th</sup> issue, I series	25,571,191	114,559	0	22,156,422	0.02%	0.07%	136	13
42 DOLENJSKA BANKA DEVIZNE	25,549,713	113,759	0	25,549,713	0.02%	0.07%	445	5
43 BANKA VIPA 7 <sup>th</sup> issue	25,006,051	112,600	0	313,702	0.02%	0.07%	563	6
44 BANKA CELJE 3 <sup>rd</sup> issue	24,324,080	108,750	0	11,722,093	0.02%	0.06%	1,075	6
45 NLB DEVIZNE	23,971,583	107,053	0	1,374,281	0.02%	0.06%	208	8
46 SKB OBVEZNICE 3 <sup>rd</sup> issue	21,060,739	94,192	0	15,890,930	0.02%	0.05%	538	20
47 BANKA ZASAVJE OBVEZNICE 2 <sup>nd</sup> issue	19,534,932	87,154	0	18,808,825	0.01%	0.05%	338	9
48 BANKA VIPA 4 <sup>th</sup> issue	17,474,307	77,780	0	17,074,797	0.01%	0.05%	439	19
49 REPUBLIKA SLOVENIJA 13 <sup>th</sup> issue	17,157,913	77,166	0	3,912,038	0.01%	0.04%	150	9
50 NLB 3 <sup>rd</sup> issue	17,081,682	76,000	0	17,081,682	0.01%	0.04%	76	5
51 ABANKA 1 <sup>st</sup> issue	16,114,780	72,204	0	14,607,508	0.01%	0.04%	276	17
52 SKB OBVEZNICE 4 <sup>th</sup> issue, A series	15,284,710	68,119	0	15,284,710	0.01%	0.04%	153	13
53 HOTELI BERNARDIN	14,456,618	64,440	0	13,280,009	0.01%	0.04%	135	21
54 NOVA KBM 1 <sup>st</sup> issue	12,086,079	54,217	0	229,443	0.01%	0.03%	105	4
55 PROBANKA 2 <sup>nd</sup> issue	7,685,521	33,993	0	7,685,521	0.01%	0.02%	655	1
56 KREKOVA BANKA 2 <sup>nd</sup> issue	7,230,100	32,240	0	4,490,298	0.01%	0.02%	126	10
57 STANOVANJSKI SKLAD RS 1 <sup>st</sup> issue	4,319,366	19,300	0	3,539,448	0.00%	0.01%	562	9
58 REPUBLIKA SLOVENIJA 19 <sup>th</sup> issue	3,273,200	14,595	0	2,497,650	0.00%	0.01%	326	14
59 PROBANKA 1 <sup>st</sup> issue	3,115,296	14,014	0	507,822	0.00%	0.01%	1,055	8
60 FACTOR BANKA 1 <sup>st</sup> issue	2,158,252	9,704	0	2,158,252	0.00%	0.01%	89	7
61 SL_ZADR_KMET.BANKA 3 <sup>rd</sup> issue	2,119,181	9,452	0	2,119,181	0.00%	0.01%	203	4
62 BANKA VIPA 3 <sup>rd</sup> issue	2,035,222	9,066	0	2,035,222	0.00%	0.01%	62	7
63 SL_ZADR.KMET.BANKA	1,150,699	5,161	0	1,150,699	0.00%	0.00%	31	4
64 NOVA KBM 2 <sup>nd</sup> issue	668,879	3,003	0	0	0.00%	0.00%	6	2
65 REPUBLIKA SLOVENIJA 8 <sup>th</sup> issue	290,519	1,288	0	0	0.00%	0.00%	208	1
66 REPUBLIKA SLOVENIJA 16 <sup>th</sup> issue	170,000	763	0	170,000	0.00%	0.00%	17	2
67 BANKA VIPA 2 <sup>nd</sup> issue	155,760	691	0	155,760	0.00%	0.00%	7	2
68 LB SB VELENJE 1 <sup>st</sup> issue	90,000	406	0	90,000	0.00%	0.00%	9	1
69 RS08 TAX FREE BOND	79,770	354	0	79,770	0.00%	0.00%	58	1
70 BANKA CELJE 4 <sup>th</sup> issue	0	0	0	0	0.00%	0.00%	0	0
71 DOLENJSKA BANKA TOLARSKE	0	0	0	0	0.00%	0.00%	0	0
72 NOVA KBM 3 <sup>rd</sup> issue, A series	0	0	0	0	0.00%	0.00%	0	0
73 NOVA KBM 3 <sup>rd</sup> issue, B series	0	0	0	0	0.00%	0.00%	0	0
74 SKB OBVEZNICE 4 <sup>th</sup> issue, B series	0	0	0	0	0.00%	0.00%	0	0



Total official market	136,176,399,702	607,607,822	58,798,904,447	18,247,687,636	100.00%	-	13,299,311	70,008
-----------------------	-----------------	-------------	----------------	----------------	---------	---	------------	--------

C4) TURNOVER BY SECURITIES ON FREE MARKET IN FIRST SIX MONTHS OF YEAR 2002

1. Shares (1)

Issue	Total (in SIT)	Total (in EUR)	Block trades (in SIT)	Cross trades (in SIT)	Share in total turnover on free market	Share in turnover of shares	Volume in pieces	Number of bargains
<b>Shares</b>	<b>18,142,040,101</b>	<b>80,959,622</b>	<b>7,511,584,386</b>	<b>3,921,187,984</b>	<b>25.90%</b>	<b>100.00%</b>	<b>6,813,133</b>	<b>24,383</b>
<b>Common shares</b>	<b>17,949,638,172</b>	<b>80,100,071</b>	<b>7,511,584,386</b>	<b>3,855,798,884</b>	<b>25.63%</b>	<b>98.94%</b>	<b>6,779,463</b>	<b>22,732</b>
1 HELIOS	2,418,355,880	10,783,568	1,488,464,156	154,235,424	3.45%	13.33%	46,892	752
2 CINKARNA	2,218,552,976	9,896,674	718,743,321	746,397,124	3.17%	12.23%	126,536	869
3 KD HOLDING	1,659,714,456	7,414,574	509,526,657	249,950,938	2.37%	9.15%	163,471	3,705
4 JUTEKS	1,485,136,914	6,632,220	1,235,600,000	162,803,301	2.12%	8.19%	172,820	245
5 DZS	1,413,926,311	6,322,832	1,006,821,380	209,047,221	2.02%	7.79%	342,375	286
6 AKTIVA FIN	653,129,215	2,889,251	584,111,131	12,655,021	0.93%	3.60%	947,077	453
7 LESNINA	619,114,308	2,766,412	367,680,000	82,067,066	0.88%	3.41%	9,113	181
8 PINUS RAČE	449,482,602	2,008,078	152,208,156	179,387,615	0.64%	2.48%	157,234	169
9 JATA	395,300,047	1,761,447	34,488,000	83,510,194	0.56%	2.18%	17,427	302
10 KMETIJSKI KOMBINAT PTUJ	349,847,231	1,563,613	0	117,083,566	0.50%	1.93%	413,782	1,133
11 TOSAMA	341,206,059	1,523,953	0	75,155,364	0.49%	1.88%	26,892	582
12 VALKARTON	309,096,841	1,385,513	0	81,444,359	0.44%	1.70%	43,569	437
13 GRAND HOTEL UNION	306,342,771	1,368,057	224,232,365	5,999,327	0.44%	1.69%	114,285	176
14 GORENJSKI TISK	257,337,742	1,149,659	0	143,092,645	0.37%	1.42%	98,742	118
15 MARINA PORTOROŽ	244,164,015	1,082,427	0	146,063,885	0.35%	1.35%	106,789	145
16 INTES	234,977,683	1,054,478	218,086,395	3,744,987	0.34%	1.30%	179,725	141
17 POM-INVEST	210,646,248	942,717	0	72,493,673	0.30%	1.16%	407,402	1,702
18 LIP BLEED	188,994,724	841,793	34,155,810	73,782,799	0.27%	1.04%	206,754	409
19 TOPLICE DOBRNA	186,329,711	837,751	135,086,697	29,751,725	0.27%	1.03%	103,544	53
20 GOZDNO GOSPODARSTVO BLEED	180,907,876	807,261	0	117,579,867	0.26%	1.00%	125,171	241
21 MEDALJON	178,295,185	794,523	0	24,959,082	0.25%	0.98%	130,858	441
22 MARINA PORTOROŽ	172,296,168	770,824	62,270,000	57,420,984	0.25%	0.95%	12,943	49
23 TEKSTINA	160,582,419	712,555	43,285,000	34,620,073	0.23%	0.89%	193,461	324
24 INTARA	140,257,600	620,927	57,503,800	0	0.20%	0.77%	29,071	4
25 KD GROUP, finančna družba	128,417,114	570,875	60,000,000	66,160,415	0.18%	0.71%	5,786	47
26 PULSAR HOLDING	128,267,611	572,364	50,285,000	42,010,639	0.18%	0.71%	212,309	158
27 KOMPAS HOTELI KG	120,238,347	540,144	106,715,123	1,463,500	0.17%	0.66%	15,795	29
28 NAMA	119,118,277	532,309	101,716,913	3,991,161	0.17%	0.66%	101,728	40
29 MESNA INDUSTRIJA PRIMORSKE	113,478,703	505,046	0	39,797,190	0.16%	0.63%	79,237	285
30 NOVOLIT	113,290,414	505,330	87,572,082	16,882,684	0.16%	0.62%	48,093	67
31 LIV POSTOJNA	113,167,590	503,346	0	38,819,536	0.16%	0.62%	9,058	178
32 JAVOR PIVKA	110,428,977	491,881	0	56,087,545	0.16%	0.61%	136,736	345
33 JATA EMONA	104,792,600	468,811	0	48,514,453	0.15%	0.58%	166,266	122
34 CM CELJE	104,777,770	464,390	97,846,400	5,121,960	0.15%	0.58%	6,046	34
35 AKTIVA AVANT	97,973,359	437,587	0	23,103,371	0.14%	0.54%	191,683	1,074
36 OLJARICA	96,937,270	433,102	0	88,338,216	0.14%	0.53%	11,314	29
37 AVTO CELJE	96,652,221	435,472	66,366,000	15,746,180	0.14%	0.53%	50,713	60
38 MELAMIN	96,327,701	429,959	0	24,771,397	0.14%	0.53%	33,531	211
39 PINUS RAČE	91,591,330	407,386	0	1,707,827	0.13%	0.50%	7,903	49
40 ELMO	86,793,266	387,774	0	5,769,913	0.12%	0.48%	125,598	244
41 HOTELI PALACE	81,911,202	365,484	0	19,635,962	0.12%	0.45%	51,165	235
42 CETIS	75,199,916	335,833	0	17,149,568	0.11%	0.41%	4,415	160
43 SATURNUS EMBALAŽA	72,637,697	324,171	0	28,709,369	0.10%	0.40%	4,786	234
44 PLAMA - PUR	68,866,681	307,234	0	15,874,092	0.10%	0.38%	22,989	118
45 FRUCTAL	64,901,244	289,401	0	15,240,925	0.09%	0.36%	34,879	243
46 MERCATA HOLDING	60,522,059	269,044	0	30,192,643	0.09%	0.33%	168,990	889
47 KEMA PUCONCI	57,342,194	255,564	0	8,972,242	0.08%	0.32%	14,993	45
48 MITOL	52,648,406	235,683	0	22,316,586	0.08%	0.29%	20,312	70
49 DANA	51,172,904	228,609	0	16,814,201	0.07%	0.28%	28,946	186
50 RTC KRVAVEC IMENSKE	48,553,084	215,864	36,900,000	11,187,964	0.07%	0.27%	19,545	9
51 SLOVENIJALES	48,242,610	216,164	0	27,569,799	0.07%	0.27%	6,966	151
52 UNITAS	47,955,590	213,909	0	42,994,972	0.07%	0.26%	20,239	45
53 KOŠAKI TMI MARIBOR	44,755,999	199,436	0	13,729,460	0.06%	0.25%	3,461	28
54 NIKO ŽELEZNIKI	43,595,786	194,251	0	11,605,450	0.06%	0.24%	2,074	92
55 INTERTRADE ITS	39,991,667	177,705	0	1,437,223	0.06%	0.22%	39,434	161
56 AGROKOMBINAT MARIBOR	39,264,947	175,614	0	19,610,363	0.06%	0.22%	64,133	212
57 HIDROTEHNIK	38,864,096	172,776	0	29,460,378	0.06%	0.21%	39,999	48
58 MERCATA 1 HOLDING	38,477,534	171,565	0	9,429,189	0.05%	0.21%	120,637	999
59 KS1 - NALOŽBE	37,409,260	167,028	0	6,501,770	0.05%	0.21%	110,276	561
60 POTROŠNIK	35,338,940	159,248	31,920,000	2,274,140	0.05%	0.19%	19,541	12
61 JADRAN	31,683,738	141,443	0	67,545	0.05%	0.17%	5,640	30
62 INTEGRAL JESENICE	24,195,292	108,003	0	11,782,372	0.03%	0.13%	27,197	54
63 CERTIUS HOLDING	22,262,258	99,506	0	6,798,913	0.03%	0.12%	40,762	198
64 COLOR	20,285,743	90,369	0	8,520,565	0.03%	0.11%	9,762	239
65 IMP ČRPALKE	19,627,639	87,091	0	305,190	0.03%	0.11%	27,241	154
66 GEA TOVARNA OLJA	19,248,566	85,854	0	9,226,133	0.03%	0.11%	11,199	61
67 ŽELEZARNA RAVNE - MONTER DRAVOGRAD	19,083,878	85,478	0	0	0.03%	0.11%	15,859	19
68 GRAD PRESTRANEK	16,997,560	75,554	0	16,997,560	0.02%	0.09%	4,528	2
69 UPIMO GROUP	15,426,250	68,265	0	15,426,250	0.02%	0.09%	26,875	1
70 CEMENTARNA TRBOVLJE	15,239,024	68,273	0	9,209,045	0.02%	0.08%	391	26

## 1. Shares (2)

Issue	Total (in SIT)	Total (in EUR)	Block trades (in SIT)	Cross trades (in SIT)	Share in total turnover on free market	Share in turnover of shares	Volume in pieces	Number of bargains
71 KLASJE	14,162,364	63,168	0	5,458,155	0.02%	0.08%	27,049	119
72 MURALES	14,083,634	62,689	0	3,465,126	0.02%	0.08%	10,090	62
73 EGOLES ŠKOFJA LOKA	13,791,088	61,260	0	10,640,492	0.02%	0.08%	13,082	39
74 INLES RIBNICA	13,376,696	59,750	0	3,903,072	0.02%	0.07%	18,887	205
75 KRONA HOLDING	12,939,590	57,330	0	7,712,009	0.02%	0.07%	30,802	65
76 LESNINA EMMI	10,751,781	47,930	0	2,811,444	0.02%	0.06%	17,660	35
77 GOZDNO GOSPODARSTVO POSTOJNA	10,509,775	46,864	0	3,014,282	0.02%	0.06%	9,805	47
78 AVTOPREVOZNIŠTVO IN SERVISI	9,345,276	41,562	0	4,188,414	0.01%	0.05%	47,292	68
79 SVILA	8,152,015	36,319	0	5,678,720	0.01%	0.04%	139,465	64
80 CAPITA	8,105,452	36,141	0	2,295,363	0.01%	0.04%	11,866	58
81 KS4 NALOŽBE	7,545,512	33,444	0	1,332,122	0.01%	0.04%	20,805	347
82 LIZ INŽENIRING	7,302,483	32,526	0	3,003,855	0.01%	0.04%	6,399	46
83 MK TISKARNA	6,466,280	28,979	0	2,439,054	0.01%	0.04%	3,694	32
84 SATURNUS AVTOOPREMA	6,352,305	28,358	0	2,542,566	0.01%	0.04%	1,446	17
85 GEA COLLEGE	5,817,985	25,987	0	40,586	0.01%	0.03%	6,457	3
86 MEDVEŠEK PUŠNIK	5,756,451	25,578	0	1,404,701	0.01%	0.03%	447	13
87 ZASAVSKI RAČUNSKI CENTER	5,481,730	24,510	0	4,994,090	0.01%	0.03%	11,018	8
88 TUS KO-SI	5,332,605	23,897	0	3,072,683	0.01%	0.03%	3,594	33
89 AVANT HOLDING	4,830,871	21,590	0	1,528,913	0.01%	0.03%	8,993	54
90 TUB SWATY	4,813,767	21,506	0	478,000	0.01%	0.03%	654	27
91 ZDRAVILIŠČE ROGAŠKA	4,796,902	21,359	0	506,575	0.01%	0.03%	24,891	51
92 IMP KLIMAT	4,508,222	19,992	0	4,508,222	0.01%	0.02%	3,255	9
93 SVILANIT	3,391,699	15,127	0	1,610,223	0.00%	0.02%	2,474	38
94 DOM SMREKA	2,970,827	13,278	0	879,644	0.00%	0.02%	5,677	28
95 MLAJ	2,517,600	11,303	0	2,237,600	0.00%	0.01%	3,147	10
96 CREINA	2,201,510	9,833	0	1,886,259	0.00%	0.01%	637	27
97 KRUH-PECIVO	1,778,460	7,925	0	321,272	0.00%	0.01%	2,215	17
98 ALPDOM	1,660,615	7,403	0	1,660,615	0.00%	0.01%	1,119	12
99 SIJAJ HRASTNIK	930,347	4,149	0	240,415	0.00%	0.01%	605	7
100 KD INVESTMENTS	840,000	3,781	0	840,000	0.00%	0.00%	14	1
101 GORIŠKE OPEKARNE	554,700	2,458	0	187,200	0.00%	0.00%	353	6
102 DRAVINJSKI DOM	245,200	1,100	0	200,200	0.00%	0.00%	245	3
103 JELEN	144,916	645	0	144,916	0.00%	0.00%	161	1
104 TOVARNA SLADKORJA ORMOŽ	138,250	618	0	0	0.00%	0.00%	89	6
105 RUDIS	91,968	410	0	0	0.00%	0.00%	113	3
106 BOHOR	0	0	0	0	0.00%	0.00%	0	0
107 SAVINJA MOZIRJE	0	0	0	0	0.00%	0.00%	0	0
108 EMONA KRMILA	0	0	0	0	0.00%	0.00%	0	0
109 INTERTRADE ITA	0	0	0	0	0.00%	0.00%	0	0
110 DADAS	0	0	0	0	0.00%	0.00%	0	0
111 GRADIS GP	0	0	0	0	0.00%	0.00%	0	0
112 PPC GORENJSKI SEJEM	0	0	0	0	0.00%	0.00%	0	0
113 VELETRGOVINA POTROŠNIK	0	0	0	0	0.00%	0.00%	0	0
114 JATA-REJA	0	0	0	0	0.00%	0.00%	0	0
115 RAZVOJNA DRUŽBA	0	0	0	0	0.00%	0.00%	0	0
116 KOVINOTEHNA	0	0	0	0	0.00%	0.00%	0	0
117 HIPOTEKARNA BANKA	0	0	0	0	0.00%	0.00%	0	0
118 TOTRA PLASTIKA	0	0	0	0	0.00%	0.00%	0	0
<b>Preferred shares</b>	<b>192,401,929</b>	<b>859,551</b>	<b>0</b>	<b>65,389,100</b>	<b>0.27%</b>	<b>1.06%</b>	<b>33,670</b>	<b>1,651</b>
1 KD HOLDING	190,431,491	850,685	0	65,265,322	0.27%	1.05%	29,412	1,636
2 ZDRAVILIŠČE ROGAŠKA	1,970,438	8,866	0	123,778	0.00%	0.01%	4,258	15
3 HIPOTEKARNA BANKA	0	0	0	0	0.00%	0.00%	0	0
4 KOVINOTEHNA	0	0	0	0	0.00%	0.00%	0	0
5 PRIMOFIN	0	0	0	0	0.00%	0.00%	0	0

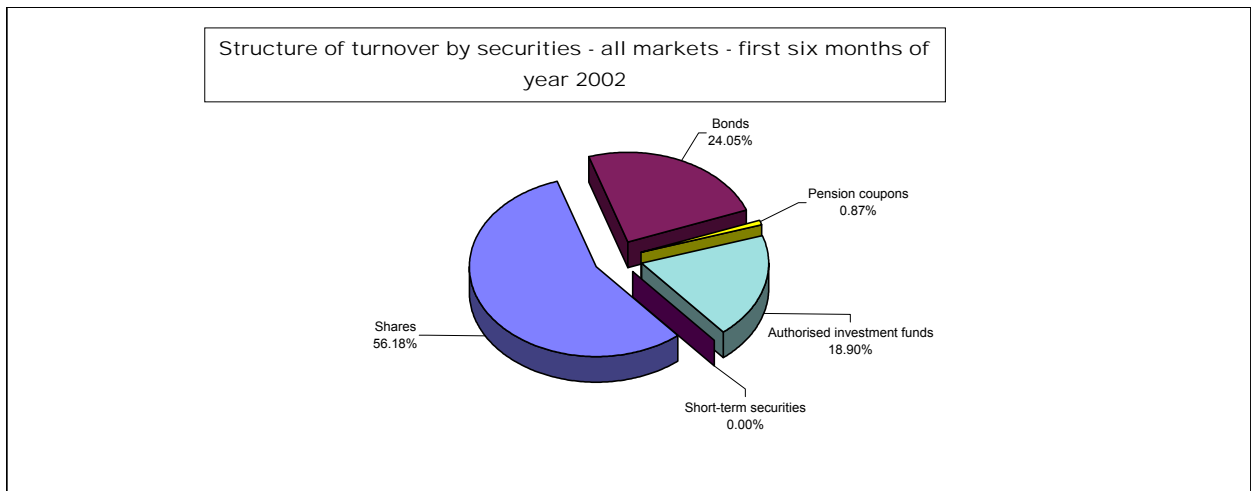
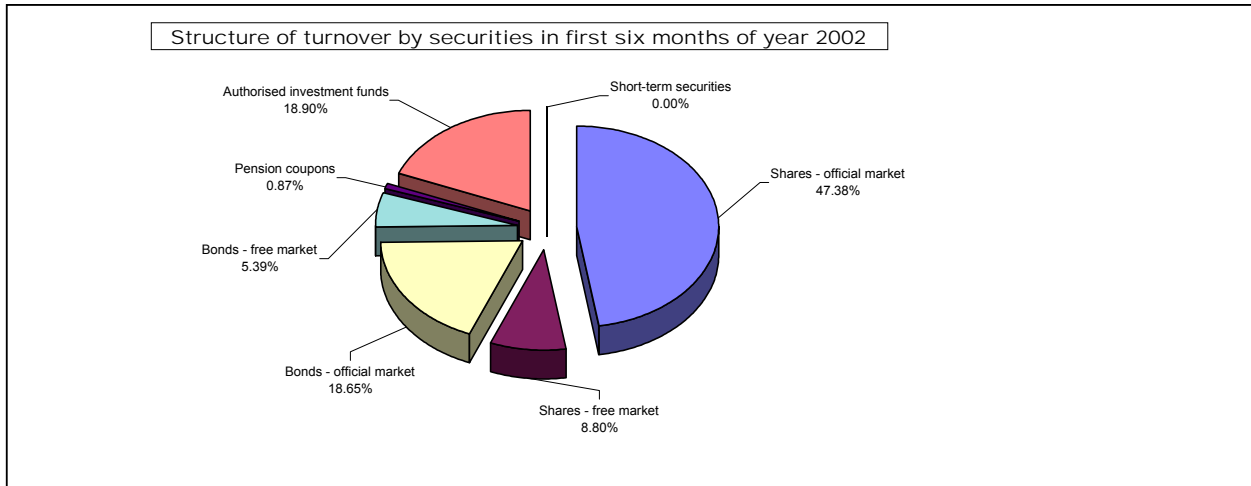
## 2. Bonds

Issue	Total (in SIT)	Total (in EUR )	Block trades (in SIT)	Cross trades (in SIT)	Share in total turnover on free market	Share in turnover of bonds	Volume in pieces	Number of bargains
<b>Bonds</b>	<b>11,121,623,951</b>	<b>49,631,799</b>	<b>3,989,757,964</b>	<b>1,931,225,836</b>	<b>15.88%</b>	<b>100.00%</b>	<b>1,067,500</b>	<b>3,312</b>
1 SLOV. ODŠKODNINSKA DRUŽBA 2 <sup>nd</sup> issue	10,168,663,085	45,389,476	3,221,450,649	1,803,981,931	14.52%	91.43%	1,044,675	3,263
2 STANOVANJSKI SKLAD 3 <sup>rd</sup> issue	618,760,328	2,755,107	600,455,229	18,305,099	0.88%	5.56%	6,105	19
3 PROBANKA 4 <sup>th</sup> issue	287,510,828	1,279,533	134,192,076	98,763,097	0.41%	2.59%	12,984	17
4 KD INVESTMENTS 1 <sup>st</sup> issue	43,283,006	192,515	33,660,010	9,622,996	0.06%	0.39%	3,675	8
5 BANKA KOPER 3 <sup>rd</sup> issue	2,809,038	12,500	0	0	0.00%	0.03%	25	1
6 VIPA	597,666	2,668	0	552,713	0.00%	0.01%	36	4
7 AUTOCOMMERCE 1 <sup>st</sup> issue	0	0	0	0	0.00%	0.00%	0	0
8 BANKA KOPER 2 <sup>nd</sup> issue	0	0	0	0	0.00%	0.00%	0	0
9 BANKA KOPER 4 <sup>th</sup> issue	0	0	0	0	0.00%	0.00%	0	0
10 BORZNA DR. POTEZA OBVEZNICE 2 <sup>nd</sup> issue	0	0	0	0	0.00%	0.00%	0	0
11 OBČINA ŠMARJE	0	0	0	0	0.00%	0.00%	0	0
12 PROBANKA 5 <sup>th</sup> issue	0	0	0	0	0.00%	0.00%	0	0
13 SI.MOBIL 1 <sup>st</sup> issue	0	0	0	0	0.00%	0.00%	0	0
14 SIP STROJNA INDUSTRIJA 1 <sup>st</sup> issue, A series	0	0	0	0	0.00%	0.00%	0	0
15 SIP STROJNA INDUSTRIJA 1 <sup>st</sup> issue, B series	0	0	0	0	0.00%	0.00%	0	0
16 UBK KONVERTIBILNE	0	0	0	0	0.00%	0.00%	0	0
<b>Total free market (shares and bonds)</b>	<b>29,263,664,052</b>	<b>130,591,421</b>	<b>11,501,342,350</b>	<b>5,852,413,820</b>	<b>41.79%</b>	<b>-</b>	<b>7,880,633</b>	<b>27,695</b>

### 3. Authorised investment funds and pension coupons

Issue	Total (in SIT)	Total (in EUR)	Block trades (in SIT)	Cross trades (in SIT)	Share in total turnover on free market	Share in turnover of auth.inv. funds	Volume in pieces	Number of bargains
<b>Total authorised investment funds</b>	<b>38,973,607,013</b>	<b>173,723,091</b>	<b>20,331,522,480</b>	<b>4,356,171,657</b>	<b>55.65%</b>	<b>100.00%</b>	<b>539,341,832</b>	<b>93,726</b>
1 TRIGLAV STEBER 1	6,810,493,663	30,388,137	4,682,787,398	408,364,542	55.65%	17.47%	49,197,411	5,690
2 INFOND ZLAT	6,167,334,556	27,490,898	3,306,380,761	611,400,031	9.72%	15.82%	86,049,710	9,770
3 ZLATA MONETA II	3,111,556,476	13,877,881	2,925,160,781	24,535,938	8.81%	7.98%	60,038,170	2,923
4 MAKSIMA 1	2,969,060,699	13,192,031	1,720,210,218	334,368,832	4.44%	7.62%	41,299,474	5,842
5 ATENA 1. SKLAD	2,717,131,489	12,123,917	1,729,279,067	311,338,844	4.24%	6.97%	53,274,120	4,378
6 ZLATA MONETA 1	2,642,696,948	11,739,263	910,553,964	357,536,490	3.88%	6.78%	22,278,957	3,828
7 NFD 1	1,860,559,391	8,298,247	500,000,000	187,778,939	3.77%	4.77%	13,978,738	6,232
8 ZVON ENA	1,747,328,137	7,788,566	99,993,591	195,530,380	2.66%	4.48%	18,288,033	6,019
9 ID KD	1,561,142,338	6,985,608	479,154,523	133,621,755	2.66%	4.01%	16,966,146	5,415
10 TRIGLAV STEBER II	1,375,964,024	6,135,839	500,274,087	555,115,183	2.23%	3.53%	29,716,437	5,802
11 POMURSKA INV.DRUŽBA 1	1,265,257,908	5,634,086	647,366,643	130,975,805	1.96%	3.25%	6,382,484	1,639
12 ZVON DVA	956,765,279	4,267,216	218,086,281	272,579,036	1.81%	2.45%	22,089,713	5,455
13 NFD 2	955,434,145	4,262,730	85,049,659	138,752,745	1.37%	2.45%	21,274,322	10,298
14 MODRA LINIJA	915,930,113	4,076,680	607,734,199	199,923,336	1.36%	2.35%	11,008,493	1,841
15 NIKA 1	678,145,755	3,017,125	590,026,096	40,698,532	1.31%	1.74%	10,166,575	507
16 VIZIJA DPB	520,207,578	2,334,349	409,270,205	27,947,413	0.97%	1.33%	12,269,384	722
17 ATENA PID	472,830,721	2,091,559	447,931,597	3,511,020	0.74%	1.21%	6,906,847	332
18 KRONA SENIOR	343,145,984	1,529,246	33,897,500	89,942,729	0.68%	0.88%	6,363,333	1,609
19 PID VIPA INVEST	325,133,664	1,447,993	0	18,909,046	0.49%	0.83%	4,643,308	557
20 PID KD	320,321,532	1,431,089	0	141,663,225	0.46%	0.82%	8,638,717	4,453
21 ARKADA ENA	263,498,127	1,170,264	160,661,020	15,605,906	0.46%	0.68%	4,554,896	1,009
22 MERCATA 1	205,804,592	917,456	143,591,846	15,327,442	0.38%	0.53%	9,021,740	1,061
23 KS-sklad 4	181,020,881	812,832	89,375,000	1,504,751	0.29%	0.46%	6,061,780	448
24 POOBLAŠČENA POMURSKA INV. DRUŽBA	176,801,720	790,885	44,138,044	36,647,596	0.26%	0.45%	4,674,970	1,762
25 KS-sklad 2	80,334,701	358,958	0	17,471,298	0.25%	0.21%	1,911,501	901
26 MERCATA	72,058,938	321,289	0	27,320,631	0.11%	0.18%	1,934,560	986
27 NIKA	50,158,195	223,553	0	10,237,558	0.10%	0.13%	1,302,304	632
28 PID AKTIVA AVANT I	46,026,736	205,068	0	7,879,520	0.07%	0.12%	1,414,934	1,228
29 TRDNJAVA	39,180,561	174,717	0	8,194,922	0.07%	0.10%	1,365,764	479
30 NIKA 2	25,843,761	115,525	0	10,948,843	0.06%	0.07%	813,938	270
31 TRDNJAVA I	19,964,445	89,068	0	3,279,939	0.04%	0.05%	651,671	228
32 TRGATEV	15,899,884	70,973	0	1,768,693	0.03%	0.04%	507,186	247
33 SETEV	15,387,506	68,767	0	3,095,371	0.02%	0.04%	469,542	161
34 CAPINVEST 2	14,457,523	64,498	0	1,861,296	0.02%	0.04%	375,916	140
35 PLOD	13,220,661	59,068	0	2,398,632	0.02%	0.03%	415,127	164
36 KS - SKLAD 4	12,804,102	56,755	0	2,531,325	0.02%	0.03%	352,677	364
37 ARKADA TRI	9,152,210	41,137	0	2,115,563	0.02%	0.02%	289,847	146
38 ARKADA DVA	7,315,966	32,866	0	2,168,977	0.01%	0.02%	177,876	84
39 KRONA KRONA	6,799,864	30,467	0	343,793	0.01%	0.02%	184,231	99
40 VIPA INVEST SOČA	975,780	4,406	0	975,780	0.01%	0.00%	25,020	2
41 VIPA INVEST NANOS	460,460	2,079	0	0	0.00%	0.00%	5,980	3
<b>Pension coupons</b>	<b>1,796,600,625</b>	<b>8,013,902</b>	<b>0</b>	<b>255,661,808</b>	<b>2.57%</b>	<b>-</b>	<b>31,185,527</b>	<b>0</b>
<b>Short-term securities</b>	<b>0</b>	<b>0</b>	<b>0</b>	<b>0</b>	<b>0.00%</b>	<b>-</b>	<b>0</b>	<b>0</b>
<b>Total free market</b>	<b>70,033,871,690</b>	<b>312,328,414</b>	<b>31,832,864,830</b>	<b>10,464,247,285</b>	<b>100%</b>	<b>-</b>	<b>578,407,992</b>	<b>121,421</b>
<b>Total turnover in first six months of year 2002</b>	<b>206,210,271,392</b>	<b>919,936,236</b>	<b>90,631,769,277</b>	<b>28,711,934,921</b>	<b>-</b>	<b>-</b>	<b>591,707,303</b>	<b>191,429</b>

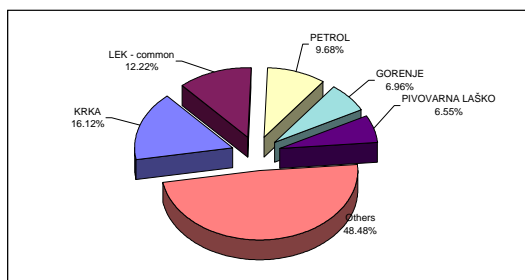
Structure of turnover by securities in first six months of year 2002



## C6) MOST TRADED SECURITIES IN FIRST SIX MONTHS OF YEAR 2002

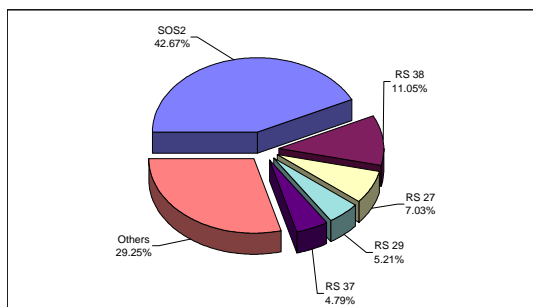
### MOST TRADED SHARES

Issue	Turnover (in SIT) - order book trades only	Market capitalisation as of 30 June 2002 (in SIT)	Number of bargains - order book trades only
KRKA	12,711,229,225	134,335,032,239	10,181
LEK - common	9,637,816,218	112,440,470,193	6,468
PETROL	7,629,764,732	67,407,947,187	7,261
GORENJE	5,487,020,587	45,440,120,000	6,128
PIVOVARNA LAŠKO	5,162,893,376	41,362,768,841	4,570
Others	38,231,149,997	682,487,427,283	57,024
<b>Total</b>	<b>78,859,874,135</b>	<b>1,083,473,765,743</b>	<b>91,632</b>



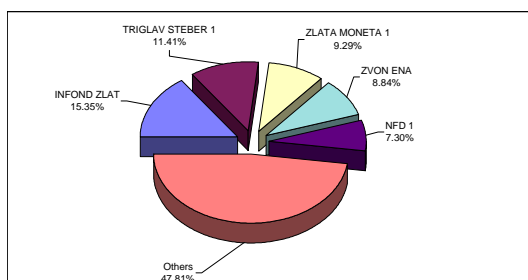
### MOST TRADED BONDS

Issue	Turnover (in SIT) - order book trades only	Market capitalisation as of 30 June 2002 (in SIT)	Number of bargains - order book trades only
SLOVENSKA ODŠKODNINSKA DRUŽBA 2 <sup>nd</sup> issue	6,947,212,436	73,060,683,547	3,230
REPUBLIKA SLOVENIJA 14 <sup>th</sup> issue	1,799,098,835	6,367,040,000	44
REPUBLIKA SLOVENIJA 27 <sup>th</sup> issue	1,145,290,906	18,275,000,000	176
REPUBLIKA SLOVENIJA 4 <sup>th</sup> issue	847,727,588	23,639,287,599	273
REPUBLIKA SLOVENIJA 26 <sup>th</sup> issue	779,062,808	11,360,751,960	308
Others	4,761,550,249	391,033,086,494	1,418
<b>Total</b>	<b>16,279,942,822</b>	<b>523,735,849,600</b>	<b>5,449</b>



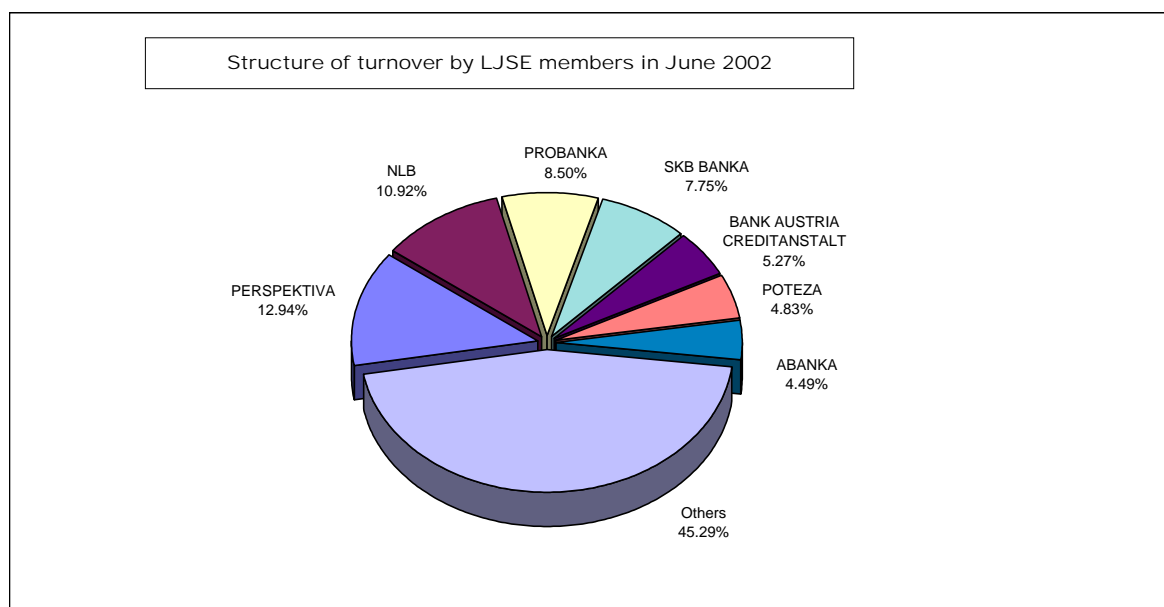
### MOST TRADED AUTHORISED INVESTMENT FUNDS

Issue	Turnover (in SIT) - order book trades only	Market capitalisation as of 30 June 2002 (in SIT)	Number of bargains - order book trades only
INFOND ZLAT	2,860,953,795	26,197,190,797	9,756
TRIGLAV STEBER 1	2,127,706,265	26,944,485,894	5,659
ZLATA MONETA 1	1,732,142,984	9,807,564,080	3,821
ZVON ENA	1,647,334,546	16,418,948,840	6,018
NFD 1	1,360,559,391	25,413,438,278	6,231
Others	8,913,387,552	114,373,546,198	62,115
<b>Total</b>	<b>18,642,084,533</b>	<b>219,155,174,087</b>	<b>93,600</b>



## C7) TURNOVER BY LJSE MEMBERS IN JUNE 2002

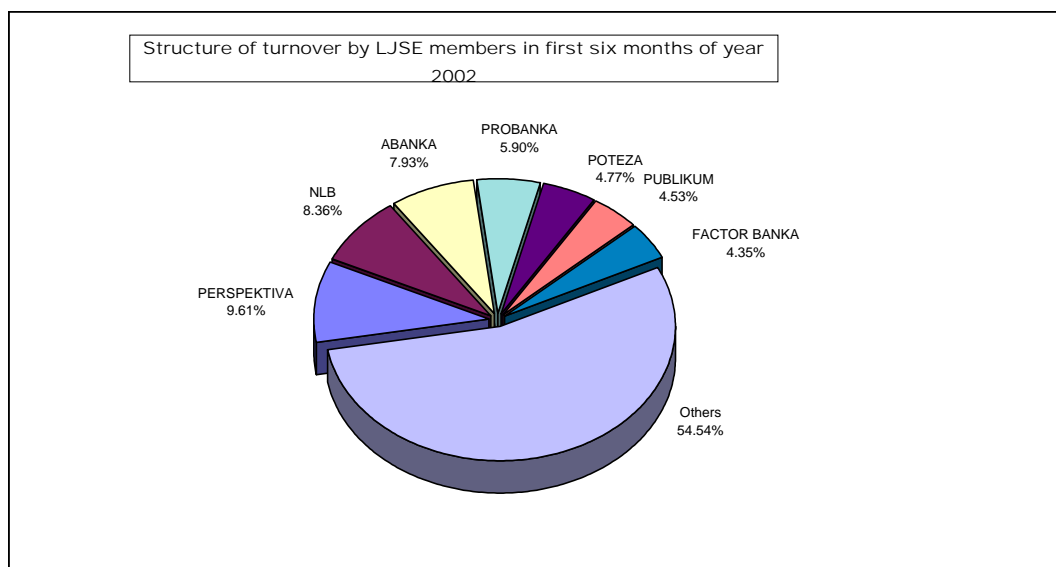
	Member	Official market (in SIT)	Free market (in SIT)	Total (in SIT)	Share in turnover
1	PERSPEKTIVA	6,538,393,604	1,560,616,400	8,099,010,004	12.94%
2	NLB	5,853,454,936	978,201,840	6,831,656,776	10.92%
3	PROBANKA	1,412,194,319	3,907,175,942	5,319,370,262	8.50%
4	SKB BANKA	2,479,184,685	2,371,344,142	4,850,528,827	7.75%
5	BANK AUSTRIA CREDITANSTALT	2,288,487,280	1,010,243,524	3,298,730,804	5.27%
6	POTEZA	1,440,943,748	1,584,499,408	3,025,443,156	4.83%
7	ABANKA	2,285,543,943	522,857,274	2,808,401,217	4.49%
8	MARIBORSKA BPH	2,358,951,650	402,610,301	2,761,561,950	4.41%
9	PUBLIKUM	1,983,416,530	610,712,651	2,594,129,181	4.15%
10	ILIRIKA	1,860,593,519	402,893,673	2,263,487,192	3.62%
11	FACTOR BANKA	1,080,853,618	1,007,476,299	2,088,329,917	3.34%
12	PM&A BPD	1,602,384,763	387,068,463	1,989,453,226	3.18%
13	MEDVEŠEK PUŠNIK	1,025,095,344	870,553,443	1,895,648,787	3.03%
14	BANKA KOPER	492,748,507	1,122,752,320	1,615,500,827	2.58%
15	CERTIUS BPH	748,207,954	659,269,801	1,407,477,755	2.25%
16	KREKOVA BANKA	543,374,508	831,372,422	1,374,746,931	2.20%
17	COGITO BIS BH	285,788,020	1,068,992,865	1,354,780,885	2.16%
18	GBD GORENJSKA BORZNO POSREDNIŠKA DRUŽBA	443,885,723	863,020,224	1,306,905,947	2.09%
19	CELJSKA BPH	540,475,068	718,678,799	1,259,153,867	2.01%
20	ZADRUŽNA BANKA	771,665,283	258,922,841	1,030,588,124	1.65%
21	BPH	552,889,896	457,394,021	1,010,283,917	1.61%
22	PFC INTERFIN	760,115,375	220,607,338	980,722,713	1.57%
23	ARGONOS BPH	679,685,224	287,522,714	967,207,938	1.55%
24	AC - BORZNO POSREDNIŠKA HIŠA	283,853,265	393,557,367	677,410,632	1.08%
25	GORENJSKA BANKA	626,077,176	20,673,106	646,750,282	1.03%
26	BANKA VIPA	295,074,780	160,003,476	455,078,256	0.73%
27	MOJA DELNICA BPH	234,975,373	176,724,304	411,699,677	0.66%
28	VERITAS BPH	45,802,114	85,342,079	131,144,193	0.21%
29	IT MODRA HIŠA	69,442,542	52,862,268	122,304,810	0.20%
	<b>Others</b>	<b>39,583,558,748</b>	<b>22,993,949,304</b>	<b>62,577,508,052</b>	<b>100.00%</b>





C8) TURNOVER BY LJSE MEMBERS IN FIRST SIX MONTHS OF YEAR 2002

	Member	Official market (in SIT)	Free market (in SIT)	Total (in SIT)	Share in turnover
1	PERSPEKTIVA	32,552,108,144	7,083,111,126	39,635,219,270	9.61%
2	NLB	25,555,754,646	8,929,869,749	34,485,624,395	8.36%
3	ABANKA	22,076,708,089	10,619,691,140	32,696,399,229	7.93%
4	PROBANKA	12,041,100,379	12,287,628,932	24,328,729,311	5.90%
5	POTEZA	12,132,584,381	7,556,768,660	19,689,353,041	4.77%
6	PUBLIKUM	14,060,428,519	4,631,799,067	18,692,227,587	4.53%
7	FACTOR BANKA	8,401,326,716	9,555,264,895	17,956,591,612	4.35%
8	MARIBORSKA BPH	12,410,093,246	4,792,286,381	17,202,379,627	4.17%
9	ILIRIKA	11,115,537,677	5,960,269,458	17,075,807,135	4.14%
10	SKB BANKA	13,330,829,873	3,440,029,815	16,770,859,687	4.07%
11	BANKA VIPA	14,171,210,278	1,416,149,936	15,587,360,214	3.78%
12	BANK AUSTRIA CREDITANSTALT	11,047,344,135	4,314,397,707	15,361,741,841	3.72%
13	KREKOVA BANKA	7,233,026,610	6,449,314,083	13,682,340,694	3.32%
14	PFC INTERFIN	10,670,147,787	2,655,509,686	13,325,657,473	3.23%
15	MEDVEŠEK PUŠNIK	8,595,999,522	4,010,631,430	12,606,630,952	3.06%
16	COGITO BIS BH	6,175,065,660	5,530,309,971	11,705,375,631	2.84%
17	PM&A BPH	8,601,002,488	2,938,348,161	11,539,350,649	2.80%
18	AC - BORZNO POSREDNIŠKA HIŠA	4,938,856,371	5,147,494,845	10,086,351,216	2.45%
19	GBD GORENJSKA BORZNO POSREDNIŠKA DRUŽBA	4,715,836,892	5,028,387,156	9,744,224,048	2.36%
20	EBROKERS	1,665,427,191	7,929,217,968	9,594,645,158	2.33%
21	ZADRUŽNA BANKA	7,145,388,940	2,206,085,375	9,351,474,315	2.27%
22	BANKA KOPER	4,708,135,233	3,072,789,440	7,780,924,673	1.89%
23	BPH	3,871,424,314	3,578,054,687	7,449,479,001	1.81%
24	ARGONOS BPH	4,317,379,925	2,911,921,906	7,229,301,831	1.75%
25	CERTIUS BPH	3,527,023,415	3,441,179,085	6,968,202,499	1.69%
26	CELJSKA BPH	2,046,131,517	1,653,733,852	3,699,865,369	0.90%
27	MOJA DELNICA	2,250,104,662	1,334,813,940	3,584,918,603	0.87%
28	GORENJSKA BANKA	1,756,316,468	153,245,887	1,909,562,355	0.46%
29	VERITAS BH	553,722,338	655,657,611	1,209,379,948	0.29%
30	IT MODRA HIŠA	514,622,034	405,789,240	920,411,274	0.22%
31	BROD NA MURI BPH	172,161,949	377,992,179	550,154,128	0.13%
	<b>Others</b>	<b>272,352,799,399</b>	<b>140,067,743,367</b>	<b>412,420,542,766</b>	<b>100.00%</b>



## C9) TURNOVER IN YEARS 2001 AND 2002

### MONTHLY TURNOVER ON OFFICIAL MARKET

Year 2001	Number of trading days	Turnover (in SIT)			Number of bargains	
		per month	average per day	average per bargain	per month	average per day
January	21	19,859,854,808	945,707,372	2,028,793	9,789	466
February	19	12,525,024,737	659,211,828	1,725,923	7,257	382
March	22	10,801,883,219	490,994,692	1,467,049	7,363	335
April	19	11,622,847,951	611,728,840	1,906,635	6,096	321
May	21	17,542,247,620	835,345,125	2,499,252	7,019	334
June	20	17,166,334,022	858,316,701	2,281,544	7,524	376
July	22	24,675,174,458	1,121,598,839	2,788,786	8,848	402
August	22	12,900,872,510	586,403,296	1,434,227	8,995	409
September	20	23,082,322,152	1,154,116,108	2,045,217	11,286	564
October	22	22,564,375,151	1,025,653,416	2,247,448	10,040	456
November	21	28,125,663,189	1,339,317,295	2,966,216	9,482	452
December	18	32,432,636,267	1,801,813,126	3,064,598	10,583	588
<b>TOTAL</b>	<b>247</b>	<b>233,299,236,084</b>	<b>11,430,206,636</b>	<b>26,455,687</b>	<b>104,282</b>	<b>5,085</b>
<b>AVERAGE 2001</b>	<b>20.58</b>	<b>19,441,603,007</b>	<b>944,531,320</b>	<b>2,237,196</b>	<b>8,690</b>	<b>422</b>
<b>YEAR 2002</b>						
January	21	23,391,290,219	1,113,870,963	1,581,668	14,789	704
February	19	17,550,952,342	923,734,334	2,439,326	7,195	379
March	21	22,519,454,300	1,072,354,967	1,881,482	11,969	570
April	21	27,541,116,228	1,311,481,725	1,924,068	14,314	682
May	20	25,381,807,237	1,269,090,362	1,984,504	12,790	640
June	19	19,791,779,374	1,041,672,599	2,211,125	8,951	471
<b>TOTAL</b>	<b>121</b>	<b>136,176,399,700</b>	<b>6,732,204,949</b>	<b>12,022,174</b>	<b>70,008</b>	<b>3,445</b>
<b>AVERAGE 2002</b>	<b>20.17</b>	<b>22,696,066,617</b>	<b>1,125,424,791</b>	<b>1,945,155</b>	<b>11,668</b>	<b>579</b>

### MONTHLY TURNOVER ON FREE MARKET \*

Year 2001	Number of trading days	Turnover (in SIT)			Number of bargains	
		per month	average per day	average per bargain	per month	average per day
January	21	13,407,910,913	638,471,948	783,997	17,102	814
February	19	6,211,656,272	326,929,277	261,841	23,723	1,249
March	22	7,241,224,971	329,146,590	293,131	24,703	1,123
April	19	5,890,406,532	310,021,396	333,130	17,682	931
May	21	8,571,753,552	408,178,741	504,636	16,986	809
June	20	14,650,016,959	732,500,848	1,097,626	13,347	667
July	22	6,131,352,699	278,697,850	395,546	15,501	705
August	22	5,866,333,197	266,651,509	335,737	17,473	794
September	20	12,785,330,977	639,266,549	730,340	17,506	875
October	22	8,332,570,331	378,753,197	481,874	17,292	786
November	21	12,103,862,821	576,374,420	649,837	18,626	887
December	18	14,151,915,892	786,217,550	888,158	15,934	885
<b>TOTAL</b>	<b>247</b>	<b>115,344,335,116</b>	<b>5,671,209,874</b>	<b>6,755,854</b>	<b>215,875</b>	<b>10,525</b>
<b>AVERAGE 2001</b>	<b>20.58</b>	<b>9,612,027,926</b>	<b>466,981,114</b>	<b>534,311</b>	<b>17,990</b>	<b>874</b>
<b>YEAR 2002</b>						
January	21	6,646,213,927	316,486,377	369,501	17,987	857
February	19	13,109,093,513	689,952,290	533,584	24,568	1,293
March	21	14,804,700,956	704,985,760	501,446	29,524	1,406
April	21	13,376,800,464	636,990,498	491,650	27,208	1,296
May	20	10,600,088,172	530,004,409	434,163	24,415	1,221
June	19	11,496,974,652	605,103,929	599,113	19,190	1,010
<b>TOTAL</b>	<b>121</b>	<b>70,033,871,684</b>	<b>3,483,523,263</b>	<b>2,929,457</b>	<b>142,892</b>	<b>7,082</b>
<b>AVERAGE 2002</b>	<b>20.17</b>	<b>11,672,311,947</b>	<b>578,792,328</b>	<b>490,118</b>	<b>23,815</b>	<b>1,181</b>

\* Includes the turnover of shares, bonds, inv.funds, short-term securities and pension coupons.

### TURNOVER BY SECURITIES ON ALL MARKETS OF LJUBLJANA STOCK EXCHANGE IN YEARS 1998 - 2002

#### Total turnover and number of bargains

Year	Number of trading days	Turnover (in SIT)			Number of bargains	
		per year	average per day	average per bargain	per year	average per day
2002	121	206,210,271,384	1,704,217,119	968,578	212,900	1,760
2001	247	348,643,571,200	1,411,512,434	1,088,977	320,157	1,296
2000	249	269,617,104,598	1,082,799,617	679,818	396,602	1,593
1999	254	265,671,058,734	1,045,949,050	594,292	447,038	1,760
1998	252	173,374,959,032	687,995,869	729,680	237,604	943

#### Average turnover and number of bargains

Year	Turnover (in SIT)			Number of bargains	
	per month	per day	per bargain	per month	per day
2002	34,368,378,564	1,704,217,119	968,578	35,483	1,760
2001	29,053,630,933	1,411,512,434	1,088,977	26,680	1,296
2000	22,468,092,050	1,082,799,617	679,818	33,050	1,593
1999	22,139,254,895	1,045,949,050	594,292	37,253	1,760
1998	14,447,913,253	687,995,869	729,680	19,800	943

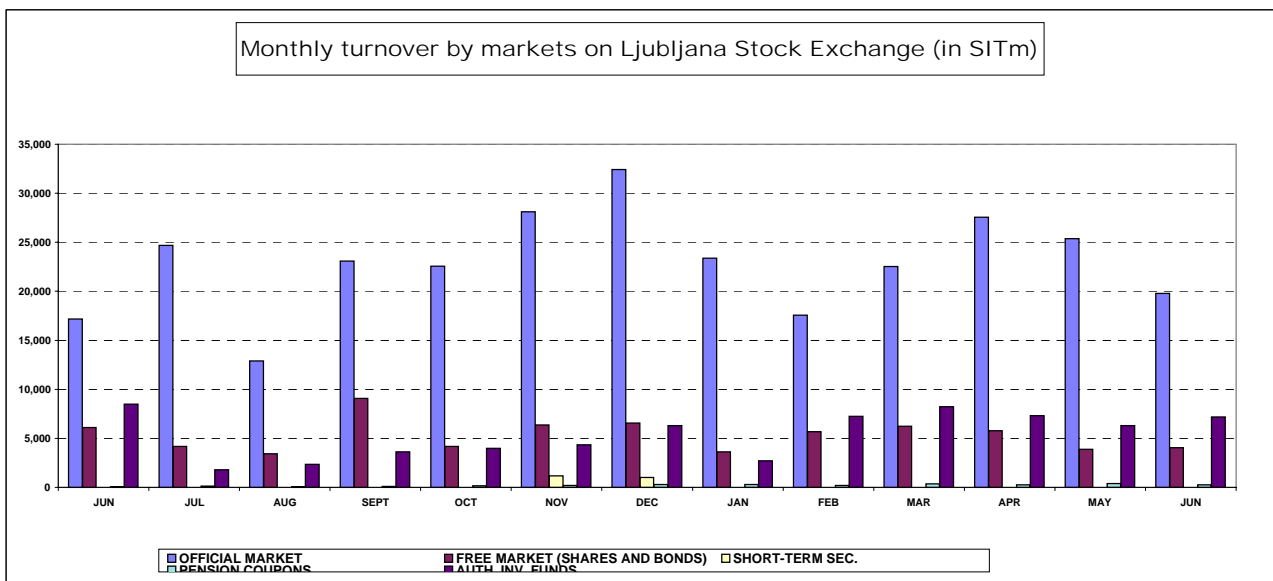
## STRUCTURE OF TURNOVER

### MONTHLY TURNOVER BY MARKETS ON LJUBLJANA STOCK EXCHANGE (in SIT)

YEAR 2001	OFFICIAL MARKET	FREE MARKET (SHARES AND BONDS)	SHORT-TERM SEC.	PENSION COUPONS	AUTHORISED INV. FUNDS	TOTAL
June	17,166,334,022	6,090,600,891	0	57,843,995	8,501,572,073	31,816,350,981
July	24,675,174,458	4,180,182,541	0	144,759,666	1,806,410,492	30,806,527,157
August	12,900,872,510	3,418,962,967	0	81,180,038	2,366,190,192	18,767,205,707
September	23,082,322,152	9,074,891,442	5,226,900	88,671,856	3,616,540,779	35,867,653,129
October	22,564,375,151	4,170,491,080	0	177,349,000	3,984,730,251	30,896,945,482
November	28,125,663,189	6,354,583,073	1,186,377,900	205,917,427	4,356,984,421	40,229,526,010
December	32,432,636,267	6,567,949,629	997,578,500	291,528,880	6,294,858,883	46,584,552,159
<b>TOTAL 2001</b>	<b>233,299,236,078</b>	<b>55,460,187,501</b>	<b>2,830,059,212</b>	<b>1,651,884,886</b>	<b>55,402,203,507</b>	<b>348,643,571,184</b>
<b>YEAR 2002</b>						
January	23,391,290,219	3,630,585,718	0	300,189,904	2,715,438,305	30,037,504,146
February	17,550,952,342	5,666,944,866	0	202,860,548	7,239,288,099	30,660,045,855
March	22,519,454,300	6,239,922,171	0	344,193,724	8,220,585,061	37,324,155,256
April	27,541,116,228	5,792,208,612	0	271,856,831	7,312,735,020	40,917,916,691
May	25,381,807,237	3,889,736,660	0	404,689,801	6,305,664,711	35,981,898,409
June	19,791,779,373	4,044,266,017	0	272,809,817	7,179,898,817	31,288,754,024
<b>TOTAL 2002</b>	<b>136,176,399,699</b>	<b>29,263,664,044</b>	<b>0</b>	<b>1,796,600,625</b>	<b>38,973,610,013</b>	<b>206,210,274,381</b>

### MONTHLY TURNOVER BY SECURITIES ON LJUBLJANA STOCK EXCHANGE (in SIT)

YEAR 2001	SHARES	BONDS	SHORT-TERM SEC.	PENSION COUPONS	AUTHORISED INV. FUNDS	TOTAL
June	20,351,552,526	2,905,382,387	0	57,843,995	8,501,572,073	31,816,350,981
July	24,652,522,010	4,202,834,989	0	144,759,666	1,806,410,492	30,806,527,157
August	13,199,051,688	3,120,783,789	0	81,180,038	2,366,190,192	18,767,205,707
September	30,065,871,531	2,091,342,063	5,226,900	88,671,856	3,616,540,779	35,867,653,129
October	22,465,252,348	4,269,613,883	0	177,349,000	3,984,730,251	30,896,945,482
November	30,142,626,414	4,337,619,848	1,186,377,900	205,917,427	4,356,984,421	40,229,526,010
December	28,629,204,237	10,371,381,659	997,578,500	291,528,880	6,294,858,883	46,584,552,159
<b>TOTAL 2001</b>	<b>237,139,716,649</b>	<b>51,619,706,929</b>	<b>2,830,059,212</b>	<b>1,651,884,886</b>	<b>55,402,203,508</b>	<b>348,643,571,184</b>
<b>YEAR 2002</b>						
January	20,088,306,092	6,933,569,845	0	300,189,904	2,715,438,305	30,037,504,146
February	14,684,432,056	8,533,465,152	0	202,860,548	7,239,288,099	30,660,045,855
March	20,242,259,104	8,517,117,367	0	344,193,724	8,220,585,061	37,324,155,256
May	28,026,768,613	5,306,556,227	0	271,856,831	7,312,735,020	40,917,916,691
June	19,609,150,455	9,662,393,442	0	404,689,801	6,305,664,711	35,981,898,409
<b>TOTAL 2002</b>	<b>115,851,075,778</b>	<b>49,588,987,965</b>	<b>0</b>	<b>1,796,600,625</b>	<b>38,973,610,013</b>	<b>206,210,274,381</b>



## D) MARKET CAPITALISATION

### MARKET CAPITALISATION - OFFICIAL MARKET (in SIT)

	30 June 2001	31 Dec 2001	31 May 2002	30 June 2002	Index 30 June 2002 / 31 May 2002	Index 30 June 2002 / 31 Dec 2001	Index 30 June 2002 / 30 June 2001	Share
<b>SHARES</b>	<b>606,011,746,303</b>	<b>697,253,506,985</b>	<b>904,622,103,631</b>	<b>858,968,773,875</b>	<b>95</b>	<b>130</b>	<b>142</b>	<b>66.28%</b>
Banks	68,479,261,022	79,442,339,672	59,634,282,600	31,788,149,200	53	75	46	3.70%
Companies	537,532,485,281	617,811,167,313	844,987,821,031	827,180,624,675	98	137	154	96.30%
<b>BONDS</b>	<b>256,623,822,279</b>	<b>288,037,807,017</b>	<b>391,221,319,050</b>	<b>436,969,920,142</b>	<b>112</b>	<b>136</b>	<b>170</b>	<b>33.72%</b>
State	207,589,477,112	228,546,965,439	338,070,904,437	383,655,194,547	113	148	185	87.80%
Banks	40,424,813,989	51,348,800,666	45,074,068,182	45,194,573,016	100	88	112	10.34%
Companies	8,609,531,178	8,142,040,911	8,076,346,431	8,120,152,580	101	99	94	1.86%
<b>TOTAL</b>	<b>862,635,568,582</b>	<b>985,291,314,002</b>	<b>1,295,843,422,681</b>	<b>1,295,938,694,017</b>	<b>100</b>	<b>132</b>	<b>150</b>	<b>100.00%</b>

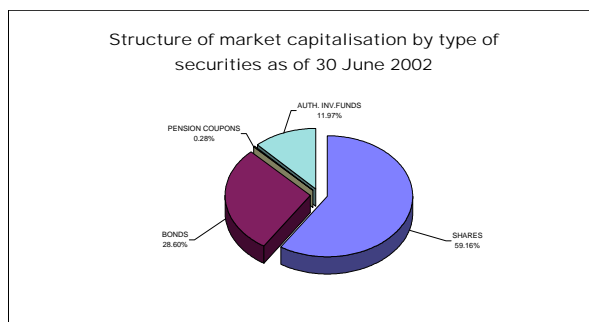
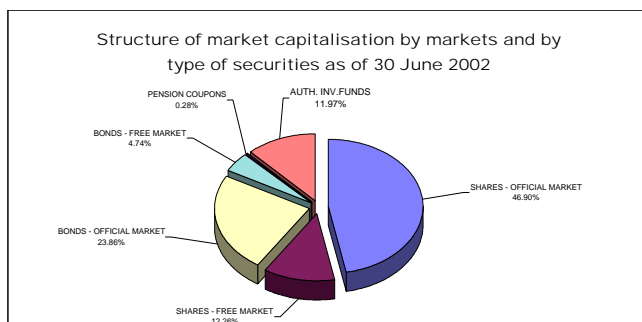
### MARKET CAPITALISATION - FREE MARKET (in SIT)

	30 June 2001	31 Dec 2001	31 May 2002	30 June 2002	Index 30 June 2002 / 31 May 2002	Index 30 June 2002 / 31 Dec 2001	Index 30 June 2002 / 30 June 2001	Share
<b>SHARES</b>	<b>130,966,738,579</b>	<b>152,735,137,497</b>	<b>215,483,481,605</b>	<b>224,504,991,868</b>	<b>104</b>	<b>141</b>	<b>171</b>	<b>41.92%</b>
Banks	1,517,700,000	1,517,700,000	1,517,700,000	1,519,000,000	100	100	100	0.68%
Companies	129,449,038,579	151,217,437,497	213,965,781,605	222,985,991,868	104	141	172	99.32%
<b>BONDS</b>	<b>50,719,032,897</b>	<b>72,881,061,519</b>	<b>85,384,549,532</b>	<b>86,765,929,458</b>	<b>102</b>	<b>117</b>	<b>171</b>	<b>16.20%</b>
State	40,104,063,500	62,524,585,291	73,779,219,087	75,065,417,702	102	118	187	86.51%
Communities	286,576,134	22,786,828	23,225,439	23,294,558	100	102	8	0.03%
Banks	4,916,757,758	4,856,624,595	6,368,823,119	6,404,449,938	101	131	130	7.38%
Companies	5,411,635,505	5,477,064,804	5,213,281,886	5,272,767,259	101	95	97	6.08%
<b>PENSION COUPONS</b>	<b>5,075,967,603</b>	<b>6,693,138,166</b>	<b>6,746,086,699</b>	<b>5,123,917,027</b>	<b>76</b>	<b>101</b>	<b>101</b>	<b>0.96%</b>
<b>INVESTMENT FUNDS</b>	<b>142,407,129,112</b>	<b>162,367,936,564</b>	<b>222,740,113,200</b>	<b>219,155,174,087</b>	<b>98</b>	<b>137</b>	<b>154</b>	<b>40.92%</b>
<b>TOTAL *</b>	<b>329,168,868,191</b>	<b>394,677,273,745</b>	<b>530,354,231,036</b>	<b>535,550,012,439</b>	<b>101</b>	<b>134</b>	<b>163</b>	<b>100.00%</b>
<b>TOTAL SHARES</b>	<b>736,978,484,882</b>	<b>849,988,644,482</b>	<b>1,120,105,585,236</b>	<b>1,083,473,765,743</b>	<b>97</b>	<b>132</b>	<b>147</b>	<b>59.16%</b>
<b>TOTAL BONDS</b>	<b>307,342,855,176</b>	<b>360,918,868,536</b>	<b>476,605,868,582</b>	<b>523,735,849,600</b>	<b>110</b>	<b>132</b>	<b>170</b>	<b>28.60%</b>
<b>PENSION COUPONS</b>	<b>5,075,967,603</b>	<b>6,693,138,166</b>	<b>6,746,086,699</b>	<b>5,123,917,027</b>	<b>76</b>	<b>101</b>	<b>101</b>	<b>0.28%</b>
<b>INVESTMENT FUNDS</b>	<b>142,407,129,112</b>	<b>162,367,936,564</b>	<b>222,740,113,200</b>	<b>219,155,174,087</b>	<b>98</b>	<b>137</b>	<b>154</b>	<b>11.97%</b>
<b>TOTAL CAPITALISATION ON LJSE *</b>	<b>1,191,804,436,773</b>	<b>1,379,968,587,748</b>	<b>1,826,197,653,717</b>	<b>1,831,488,706,456</b>	<b>100</b>	<b>132</b>	<b>154</b>	<b>100.00%</b>

\* Investment funds are included in market capitalisation

#### EXCHANGE RATES

USD=254,9416 SIT as of 30 June 2001	USD=250,9458 SIT as of 31 Dec 2001	USD=240,8379 SIT as of 31 May 2002	USD=226,8770 SIT as of 30 Jun 2002
EUR=217,3122 SIT as of 30 June 2001	EUR=221,4095 SIT as of 31 Dec 2001	EUR=225,6383 SIT as of 31 May 2002	EUR=226,3098 SIT as of 30 Jun 2002



D1) MARKET CAPITALISATION OF SHARES - OFFICIAL MARKET AS OF 30 JUNE 2002

Issue	Number of shares traded	Number of issued shares	Share of traded shares	Price as of 28 June 2002	Market capitalisation as of 30 June 2002 (in SIT)	Market capitalisation as of 30 June 2002 (in EUR)	Market capitalisation as of 30 June 2002 (in USD)
<b>Common shares</b>	-	-	-	-	<b>846,821,688,272</b>	<b>3,741,869,280</b>	<b>3,732,514,483</b>
1 KRKA	3,542,612	3,542,612	100.00%	37,920 SIT	134,335,032,239	593,589,108	592,105,115
2 LEK	1,790,623	1,792,782	99.88%	62,794 SIT	112,440,470,193	496,843,134	495,601,009
3 MERCATOR	3,208,504	3,208,504	100.00%	22,131 SIT	71,006,439,473	313,757,687	312,973,283
4 PETROL	2,086,301	2,086,301	100.00%	32,310 SIT	67,407,947,187	297,856,952	297,112,300
5 GORENJE	12,200,000	12,200,000	100.00%	3,725 SIT	45,440,120,000	200,787,239	200,285,265
6 SAVA	1,720,987	1,720,987	100.00%	24,069 SIT	41,423,158,918	183,037,407	182,579,807
7 PIVOVARNA LAŠKO	6,363,405	6,363,405	100.00%	6,500 SIT	41,362,768,841	182,770,560	182,313,627
8 INTEREUROPA	7,210,700	7,210,700	100.00%	5,193 SIT	37,442,064,499	165,446,059	165,032,438
9 ISTRABENZ	5,180,000	5,180,000	100.00%	6,965 SIT	36,081,238,200	159,432,946	159,034,359
10 PIVOVARNA UNION	451,114	451,114	100.00%	78,999 SIT	35,637,554,886	157,472,433	157,078,747
11 LUKA KOPER	7,140,000	7,140,000	100.00%	4,500 SIT	32,128,286,400	141,965,953	141,611,033
12 BANKA KOPER	531,359	531,359	100.00%	53,100 SIT	28,215,162,900	124,674,950	124,363,258
13 DROGA PORTOROŽ	282,768	282,768	100.00%	63,375 SIT	17,920,422,000	79,185,356	78,987,390
14 MERKUR	912,585	912,585	100.00%	19,117 SIT	17,446,170,346	77,089,770	76,897,043
15 KOLINSKA	3,166,992	3,169,525	99.92%	4,949 SIT	15,674,235,156	69,260,081	69,086,929
16 DELO	667,464	593,549	112.45%	18,001 SIT	12,015,019,464	53,091,026	52,958,297
17 BLAGOV.TRGOVINSKI CENTER BTC	725,828	725,828	100.00%	16,500 SIT	11,976,162,000	52,919,326	52,787,026
18 SALUS - SERIJA B	134,980	134,980	100.00%	78,000 SIT	10,528,440,000	46,522,245	46,405,938
19 SALUS B series	449,981	449,981	100.00%	22,658 SIT	10,195,808,992	45,052,441	44,939,809
20 ŽITO	348,765	348,765	100.00%	28,098 SIT	9,799,651,285	43,301,931	43,193,674
21 ETOL	274,576	274,576	100.00%	29,999 SIT	8,237,068,576	36,397,313	36,306,318
22 RADENSKA	5,061,856	5,061,856	100.00%	1,427 SIT	7,223,521,605	31,918,731	31,838,933
23 AERODROM	1,936,229	1,936,229	100.00%	3,711 SIT	7,186,236,484	31,753,978	31,674,592
24 ZDRAVILIŠČE MORAVSKE TOPLICE	2,861,843	2,861,843	100.00%	2,179 SIT	6,235,469,384	27,552,803	27,483,920
25 ŽIVILA KRANJ	319,997	319,997	100.00%	17,035 SIT	5,450,995,296	24,086,431	24,026,214
26 KOMPAS MTS	3,526,714	3,526,714	100.00%	1,387 SIT	4,889,859,495	21,606,928	21,552,910
27 COMET	1,700,688	1,700,688	100.00%	2,500 SIT	4,251,720,000	18,787,167	18,740,198
28 EMONA OBALA KOPER	1,741,456	1,741,456	100.00%	2,403 SIT	4,184,300,819	18,489,260	18,443,037
29 MLINOTEST	2,389,177	2,389,177	100.00%	1,601 SIT	3,825,072,377	16,901,930	16,859,675
30 DELO PRODAJA	593,549	667,464	88.93%	4,900 SIT	2,908,390,100	12,851,366	12,819,237
31 GRADB.PODJETJE GROSUPLJE	199,411	199,411	100.00%	6,034 SIT	1,203,245,974	5,316,809	5,303,517
32 KOLONIALE VELETRGOVINA	650,516	650,516	100.00%	1,500 SIT	975,708,948	4,311,386	4,300,608
33 GEODETSKI ZAVOD SLOVENIJE	379,820	379,820	100.00%	2,300 SIT	873,586,000	3,860,133	3,850,483
34 TEHNOUNION	84,005	84,005	100.00%	9,000 SIT	756,045,000	3,340,752	3,332,400
35 NIKA	186,695	186,695	100.00%	773 SIT	144,315,235	637,689	636,095
<b>Preferred shares</b>	-	-	-	-	<b>12,147,085,603</b>	<b>53,674,589</b>	<b>53,540,401</b>
1 LEK	138,820	140,394	98.88%	61,764 SIT	8,574,099,303	37,886,558	37,791,840
2 PROBANKA	400,000	400,000	100.00%	5,199 SIT	2,079,600,000	9,189,173	9,166,200
3 BANKA VIPA	17,500	17,500	100.00%	85,336 SIT	1,493,386,300	6,598,858	6,582,361
<b>TOTAL SHARES</b>	-	-	-	-	<b>858,968,773,875</b>	<b>3,795,543,869</b>	<b>3,786,054,884</b>

EXCHANGE RATES	1 USD=	226.877 SIT as of 30 June 2002
	1 EUR=	226.3098 SIT as of 30 June 2002

MARKET CAPITALISATION OF SHARES - FREE MARKET AS OF 30 JUNE 2002

Issue	Number of shares traded	Number of issued shares	Share of traded shares	Price as of 28 June 2002	Market capitalisation as of 30 June 2002 (in SIT)	Market capitalisation as of 30 June 2002 (in EUR)	Market capitalisation as of 30 June 2002 (in USD)
<b>Common shares</b>	-	-	-	-	<b>221,829,822,041</b>	<b>980,204,225</b>	<b>977,753,682</b>
1 CINKARNA	812,477	814,626	99.74%	21,000 SIT	17,062,017,000	75,392,303	75,203,820
2 HELIOS	219,861	219,861	100.00%	66,950 SIT	14,719,748,915	65,042,472	64,879,864
3 KD HOLDING	924,969	924,969	100.00%	13,059 SIT	12,078,790,934	53,372,814	53,239,381
4 AKTIVA.FIN	16,119,127	16,119,127	100.00%	676 SIT	10,895,079,131	48,142,321	48,021,964
5 CEMENTARNA TRBOVLJE	176,600	176,600	100.00%	58,000 SIT	10,242,800,000	45,260,082	45,146,930
6 JUTEKS	641,432	641,432	100.00%	13,888 SIT	8,907,886,900	39,361,472	39,263,067
7 BELINKA HOLDING	2,702,532	2,702,532	100.00%	3,002 SIT	8,113,001,064	35,849,093	35,759,469
8 LESNINA	76,495	76,495	100.00%	105,000 SIT	8,031,975,000	35,491,061	35,402,333
9 FRUCTAL	2,504,151	2,505,613	99.94%	2,700 SIT	6,761,207,700	29,875,894	29,801,204
10 VALKARTON	852,097	852,156	99.99%	6,900 SIT	5,879,469,300	25,979,738	25,914,788
11 DZS	1,429,368	1,686,384	84.76%	4,001 SIT	5,718,901,368	25,270,233	25,207,057
12 KD GROUP, finančna družba	99,972	99,972	100.00%	50,000 SIT	4,998,600,000	22,087,422	22,032,202
13 GRAND HOTEL UNION	1,814,613	1,814,613	100.00%	2,500 SIT	4,536,532,500	20,045,674	19,995,559
14 CETIS	200,000	220,642	90.64%	20,000 SIT	4,000,000,000	17,674,886	17,630,699
15 MARINA PORTOROŽ	313,932	313,932	100.00%	12,015 SIT	3,771,892,980	16,666,945	16,625,277
16 PLAMA - PUR	686,798	686,798	100.00%	5,300 SIT	3,640,029,400	16,084,277	16,044,065
17 HOTELI PALACE	2,346,102	2,346,102	100.00%	1,500 SIT	3,519,153,000	15,550,157	15,511,281
18 NAMA	2,861,310	2,861,310	100.00%	1,200 SIT	3,433,572,000	15,171,999	15,134,068
19 MITOL	770,509	770,509	100.00%	3,900 SIT	3,004,908,049	13,277,852	13,244,657
20 TOSAMA	295,670	295,670	100.00%	10,000 SIT	2,956,720,697	13,064,926	13,032,263
21 GORENJSKI TISK	960,176	1,070,328	89.71%	2,900 SIT	2,784,510,400	12,303,976	12,273,216
22 JATA EMONA	3,197,534	3,197,534	100.00%	830 SIT	2,653,953,220	11,727,080	11,697,762
23 MEDALJON	1,734,000	1,734,000	100.00%	1,496 SIT	2,594,064,000	11,462,447	11,433,790
24 SLOVENJALLES	303,777	304,004	99.93%	8,163 SIT	2,479,807,595	10,957,579	10,930,185
25 TUB SWATY	288,940	288,940	100.00%	8,200 SIT	2,369,308,000	10,469,312	10,443,139
26 KMETIJSKI KOMBINAT PTUJ	2,531,109	2,531,109	100.00%	926 SIT	2,343,806,934	10,356,630	10,330,738
27 MESNA INDUSTRIJA PRIMORSKE	1,478,742	1,478,742	100.00%	1,542 SIT	2,280,811,661	10,078,272	10,053,076
28 LIV POSTOJNA	161,600	161,600	100.00%	13,751 SIT	2,222,117,968	9,818,921	9,794,373
29 SATURNUS AVTOOPREMA	483,061	647,122	74.65%	4,500 SIT	2,173,774,500	9,605,304	9,581,291
30 JATA-MESO	119,602	119,602	100.00%	18,000 SIT	2,152,836,000	9,512,783	9,489,001
31 AKTIVA AVANT	4,814,478	4,814,478	100.00%	434 SIT	2,089,483,452	9,232,846	9,209,763
32 LIP BLED	2,155,899	2,155,899	100.00%	950 SIT	2,048,104,050	9,050,002	9,027,376
33 PINUS RAČE	148,203	148,203	100.00%	13,000 SIT	1,926,639,000	8,513,281	8,491,998
34 MELAMIN	466,489	466,489	100.00%	3,748 SIT	1,748,368,118	7,725,552	7,706,238
35 COLOR	803,701	950,391	84.57%	2,150 SIT	1,727,957,150	7,635,362	7,616,273
36 TOPLICE DOBRNA	682,010	692,542	98.48%	2,400 SIT	1,636,824,000	7,232,670	7,214,588
37 SATURNUS EMBALAŽA	84,064	85,929	97.83%	18,528 SIT	1,557,519,298	6,882,244	6,865,038
38 KS1 - NALOŽBE	4,178,783	4,178,783	100.00%	351 SIT	1,467,713,953	6,485,419	6,469,206
39 INTERTRADE ITA	69,531	69,531	100.00%	20,000 SIT	1,390,620,000	6,144,763	6,129,401
40 KOVINOTEHNA	4,124,504	4,124,504	100.00%	320 SIT	1,319,717,545	5,831,464	5,816,886
41 JAVOR PIVKA	1,194,700	1,194,700	100.00%	1,061 SIT	1,267,349,707	5,600,066	5,586,065
42 INTERTRADE ITS	1,260,000	1,260,000	100.00%	992 SIT	1,250,046,000	5,523,605	5,509,796
43 KD INVESTMENTS	20,000	20,000	100.00%	60,000 SIT	1,200,000,000	5,302,466	5,289,210
44 HIPOTEKARNA BANKA	300,000	300,000	100.00%	3,999 SIT	1,199,700,000	5,301,140	5,287,887
45 POM-INVEST	2,241,983	2,241,983	100.00%	525 SIT	1,177,713,670	5,203,989	5,190,979
46 MERCATA HOLDING	2,898,918	2,898,917	100.00%	402 SIT	1,165,423,014	5,149,680	5,136,805
47 KOMPAS HOTELI KG	162,700	162,700	100.00%	7,000 SIT	1,138,900,000	5,032,482	5,019,901
48 JADRAN	226,334	226,334	100.00%	5,001 SIT	1,131,896,334	5,001,535	4,989,031
49 TEKSTINA	1,127,293	1,503,057	75.00%	968 SIT	1,091,185,805	4,821,646	4,809,592
50 CERTIUS HOLDING	1,875,377	1,875,377	100.00%	550 SIT	1,031,457,350	4,557,723	4,546,328
51 GOZDNO GOSPODARSTVO BLED	489,520	611,900	80.00%	2,017 SIT	987,200,298	4,362,163	4,351,258
52 GEA TOVARNA OLJA	660,348	846,600	78.00%	1,490 SIT	983,918,520	4,347,662	4,336,793
53 TOVARNA SLADKORJA ORMOŽ	497,163	497,163	100.00%	1,933 SIT	961,180,143	4,247,187	4,236,569
54 MERCATA 1 HOLDING	2,693,249	2,693,249	100.00%	352 SIT	948,508,433	4,191,195	4,180,717
55 CM CELJE	64,357	64,357	100.00%	13,500 SIT	868,819,500	3,839,071	3,829,474
56 KEMA PUČONCI	217,346	217,346	100.00%	3,850 SIT	836,782,100	3,697,507	3,688,263
57 NIKO ŽELEZNIKI	35,875	35,875	100.00%	23,000 SIT	825,125,000	3,645,998	3,636,883
58 SVILANIT	408,487	410,407	99.53%	2,000 SIT	816,974,000	3,609,981	3,600,956
59 MEDVEŠEK PUŠNIK	80,000	80,000	100.00%	10,000 SIT	800,008,000	3,535,013	3,526,175
60 GOZDNO GOSPODARSTVO POSTOJNA	686,273	686,273	100.00%	1,150 SIT	789,213,950	3,487,317	3,478,598
61 GORIŠKE OPEKARNE	392,725	523,634	75.00%	2,000 SIT	785,450,000	3,470,685	3,462,008

	Issue	Number of shares traded	Number of issued shares	Share of traded shares	Price as of 28 June 2002	Market capitalisation as of 30 June 2002 (in SIT)	Market capitalisation as of 30 June 2002 (in EUR)	Market capitalisation as of 30 June 2002 (in USD)
62	OLJARICA	70,404	70,404	100.00%	10,500 SIT	739,242,000	3,266,505	3,258,338
63	DANA	356,128	404,231	88.10%	2,000 SIT	712,256,000	3,147,261	3,139,393
64	POTROŠNIK	614,973	730,495	84.19%	1,130 SIT	694,919,490	3,070,656	3,062,979
65	HIDROTEHNIK	330,034	384,472	85.84%	1,997 SIT	659,077,898	2,912,282	2,905,001
66	ALPETOUR POTOVALNA AGENCIJA	263,042	263,042	100.00%	2,501 SIT	657,865,412	2,906,924	2,899,657
67	KRUH-PECIVO	654,040	654,040	100.00%	1,000 SIT	654,040,000	2,890,021	2,882,796
68	AVTO CELJE	418,077	418,077	100.00%	1,381 SIT	577,238,914	2,550,658	2,544,281
69	KS4 NALOŽBE	1,525,271	1,525,271	100.00%	375 SIT	572,129,152	2,528,079	2,521,759
70	KOŠAKI TMI MARIBOR	43,236	43,236	100.00%	12,500 SIT	540,450,000	2,388,098	2,382,128
71	MURALES	322,045	322,045	100.00%	1,650 SIT	531,374,250	2,347,995	2,342,125
72	RTC KRVAVEC IMENSKE	205,734	205,734	100.00%	2,500 SIT	514,314,427	2,272,612	2,266,931
73	ELMO	708,000	708,000	100.00%	700 SIT	495,600,000	2,189,918	2,184,444
74	IMP KLIMAT	353,900	353,900	100.00%	1,400 SIT	495,460,000	2,189,300	2,183,826
75	KRONA HOLDING	1,287,121	1,287,121	100.00%	377 SIT	484,716,897	2,141,829	2,136,474
76	LESNINA EMMI	684,037	714,827	95.69%	700 SIT	478,825,900	2,115,798	2,110,509
77	INTARA	101,000	101,000	100.00%	4,375 SIT	441,875,000	1,952,523	1,947,641
78	EGOLES ŠKOFJA LOKA	258,300	258,300	100.00%	1,699 SIT	438,851,700	1,939,163	1,934,316
79	UNITAS	145,115	173,377	83.70%	3,000 SIT	435,345,000	1,923,668	1,918,859
80	INTES	549,982	549,982	100.00%	790 SIT	434,485,780	1,919,872	1,915,072
81	KLASJE	835,600	835,600	100.00%	510 SIT	426,156,000	1,883,065	1,878,357
82	PULSAR HOLDING	939,319	939,319	100.00%	453 SIT	425,511,507	1,880,217	1,875,516
83	RUDIS	516,996	599,143	86.29%	814 SIT	420,834,744	1,859,552	1,854,903
84	IMP ČRPALKE	333,034	333,034	100.00%	1,213 SIT	404,086,804	1,785,547	1,781,083
85	CAPITA	582,021	582,021	100.00%	680 SIT	395,774,280	1,748,816	1,744,444
86	INLES RIBNICA	609,005	555,525	109.63%	550 SIT	334,952,750	1,480,063	1,476,363
87	NOVOLIT	224,298	224,298	100.00%	1,453 SIT	325,904,994	1,440,083	1,436,483
88	SAVINJA MOZIRJE	105,780	105,780	100.00%	3,001 SIT	317,411,930	1,402,555	1,399,049
89	AGROKOMBINAT MARIBOR	403,808	499,291	80.88%	750 SIT	302,936,762	1,338,593	1,335,247
90	AVANT HOLDING	706,855	706,855	100.00%	422 SIT	298,215,056	1,317,729	1,314,435
91	GRAD PRESTRANEK	43,235	43,235	100.00%	6,520 SIT	281,892,200	1,245,603	1,242,489
92	MK TISKARNA	103,954	103,954	100.00%	2,600 SIT	270,280,400	1,194,294	1,191,308
93	TUS KO-SI	229,456	229,456	100.00%	1,101 SIT	252,631,056	1,116,306	1,113,515
94	LIZ INŽENIRING	188,677	235,846	80.00%	1,260 SIT	237,729,246	1,050,459	1,047,833
95	INTEGRAL JESENICE	243,784	256,556	95.02%	950 SIT	231,619,178	1,023,461	1,020,902
96	DOM SMREKA	406,199	406,199	100.00%	570 SIT	231,533,430	1,023,082	1,020,524
97	DRAVINJSKI DOM	216,560	216,560	100.00%	1,000 SIT	216,560,000	956,918	954,526
98	ZDRAVILIŠČE ROGAŠKA	891,864	961,898	92.72%	210 SIT	187,291,440	827,589	825,520
99	CREINA	48,594	48,594	100.00%	3,800 SIT	184,671,778	816,013	813,973
100	ŽELEZARNA RAVNE - MONTER DRAVOGRAD	275,835	444,100	62.11%	660 SIT	182,106,267	804,677	802,665
101	GEA COLLEGE	147,885	147,885	100.00%	1,200 SIT	177,447,212	784,090	782,130
102	UPIMO GROUP	215,000	215,000	100.00%	574 SIT	123,410,000	545,314	543,951
103	SVILA	1,263,478	1,263,478	100.00%	84 SIT	106,195,326	469,248	468,074
104	GRADIS GP	304,750	304,750	100.00%	330 SIT	100,567,500	444,380	443,269
105	ALPDOM	47,816	47,816	100.00%	1,520 SIT	72,680,320	321,154	320,351
106	AVTOPREVOZNIŠTVO IN SERVISI	308,696	308,696	100.00%	200 SIT	61,739,200	272,808	272,126
107	MLAJ	67,062	93,000	72.11%	800 SIT	53,649,600	237,063	236,470
108	SIJAJ HRASTNIK	26,880	26,880	100.00%	1,929 SIT	51,860,390	229,157	228,584
109	JELEN	50,849	67,798	75.00%	900 SIT	45,769,185	202,241	201,736
110	RAZVOJNA DRUŽBA	21,948	21,948	100.00%	1,205 SIT	26,447,340	116,863	116,571
111	ZASAVSKI RAČUNSKI CENTER	43,466	70,700	61.48%	400 SIT	17,386,400	76,826	76,634
112	DADAS	31,320	31,320	100.00%	301 SIT	9,427,320	41,657	41,553
	<b>Preferred shares</b>	-	-	-	-	<b>2,675,169,827</b>	<b>11,820,831</b>	<b>11,791,278</b>
1	KD HOLDING	266,413	266,413	100.00%	8,000 SIT	2,131,304,000	9,417,639	9,394,095
2	HIPOTEKARNA BANKA	79,500	79,500	100.00%	4,000 SIT	318,000,000	1,405,153	1,401,641
3	KOVINOTEHNA	527,955	527,955	100.00%	399 SIT	210,654,045	930,822	928,494
4	ZDRAVILIŠČE ROGAŠKA	27,818	30,000	92.73%	500 SIT	13,911,782	61,472	61,319
5	PRIMOFIN	10,000	10,000	100.00%	130 SIT	1,300,000	5,744	5,730
	<b>TOTAL SHARES</b>					<b>224,504,991,868</b>	<b>992,025,055</b>	<b>989,544,960</b>

EXCHANGE RATES	1 USD=	226.8770 SIT as of 30 June 2002
	1 EUR=	226.3098 SIT as of 30 June 2002

## D2) MARKET CAPITALISATION OF BONDS - OFFICIAL MARKET AS OF 30 JUNE 2002

Issue	Number of issued bonds	Price as of 28 June 2002	Principal amt. as of 31 May 2001	Currency of denomination	Market capitalisation as of 30 June 2002 (in SIT)	Market capitalisation as of 30 June 2002 (in EUR)	Market capitalisation as of 30 June 2002 (in USD)	
1	REPUBLIKA SLOVENIJA 10 <sup>th</sup> issue	5,218,961	102.80	7,441.67	SIT	39,925,243,499	176,418,536	175,977,483
2	REPUBLIKA SLOVENIJA 33 <sup>rd</sup> issue	248,716	130.00	511.29	EUR	37,412,586,706	165,315,805	164,902,510
3	REPUBLIKA SLOVENIJA 4 <sup>th</sup> issue	267,656	102.70	380.00	EUR	23,639,287,599	104,455,431	104,194,289
4	REPUBLIKA SLOVENIJA 27 <sup>th</sup> issue	1,700,000	107.50	10,000.00	SIT	18,275,000,000	80,752,137	80,550,254
5	REPUBLIKA SLOVENIJA 37 <sup>th</sup> issue	1,700,000	103.25	10,000.00	SIT	17,552,500,000	77,559,611	77,365,709
6	REPUBLIKA SLOVENIJA 34 <sup>rd</sup> issue	1,691,000	103.75	10,000.00	SIT	17,544,125,000	77,522,604	77,328,795
7	REPUBLIKA SLOVENIJA 40 <sup>th</sup> issue	1,500,000	102.89	10,000.00	SIT	15,433,500,000	68,196,340	68,025,847
8	REPUBLIKA SLOVENIJA 35 <sup>th</sup> issue	1,400,000	103.60	10,000.00	SIT	14,504,000,000	64,089,138	63,928,913
9	REPUBLIKA SLOVENIJA 29 <sup>th</sup> issue	550,000	100.38	100.00	EUR	12,494,337,748	55,209,000	55,070,976
10	REPUBLIKA SLOVENIJA 13 <sup>th</sup> issue	106,701	100.60	511.29	EUR	12,420,444,253	54,882,485	54,745,277
11	REPUBLIKA SLOVENIJA 41 <sup>th</sup> issue	1,200,000	103.00	10,000.00	SIT	12,360,000,000	54,615,399	54,478,859
12	REPUBLIKA SLOVENIJA 36 <sup>th</sup> issue	1,200,000	99.40	10,000.00	SIT	11,928,000,000	52,706,511	52,574,743
13	REPUBLIKA SLOVENIJA 18 <sup>th</sup> issue	500,000	103.40	100.00	EUR	11,700,216,660	51,700,000	51,570,748
14	REPUBLIKA SLOVENIJA 26 <sup>th</sup> issue	500,000	100.40	100.00	EUR	11,360,751,960	50,200,000	50,074,498
15	REPUBLIKA SLOVENIJA 24 <sup>th</sup> issue	1,100,000	101.51	10,000.00	SIT	11,166,100,000	49,339,887	49,216,536
16	REPUBLIKA SLOVENIJA 28 <sup>th</sup> issue	1,050,000	102.25	10,000.00	SIT	10,736,250,000	47,440,500	47,321,897
17	REPUBLIKA SLOVENIJA 23 <sup>rd</sup> issue	400,000	104.00	100.00	EUR	9,414,487,680	41,600,000	41,495,999
18	REPUBLIKA SLOVENIJA 15 <sup>th</sup> issue, I series	89,813	104.50	100,000.00	SIT	9,385,458,500	41,471,728	41,368,047
19	REPUBLIKA SLOVENIJA 17 <sup>th</sup> issue	900,000	103.80	10,000.00	SIT	9,342,000,000	41,279,697	41,176,497
20	REPUBLIKA SLOVENIJA 15 <sup>th</sup> issue, E series	89,813	100.00	100,000.00	SIT	8,981,300,000	39,685,864	39,586,648
21	REPUBLIKA SLOVENIJA 25 <sup>th</sup> issue	800,000	102.75	10,000.00	SIT	8,220,000,000	36,321,891	36,231,086
22	REPUBLIKA SLOVENIJA 22 <sup>rd</sup> issue	800,000	102.10	10,000.00	SIT	8,168,000,000	36,092,118	36,001,886
23	REPUBLIKA SLOVENIJA 14 <sup>th</sup> issue	630,400	101.00	10,000.00	SIT	6,367,040,000	28,134,177	28,063,841
24	REPUBLIKA SLOVENIJA 20 <sup>th</sup> issue	600,000	101.55	10,000.00	SIT	6,093,000,000	26,923,271	26,855,962
25	REPUBLIKA SLOVENIJA 19 <sup>th</sup> issue	600,000	101.50	10,000.00	SIT	6,090,000,000	26,910,015	26,842,739
26	REPUBLIKA SLOVENIJA 16 <sup>th</sup> issue	600,000	100.00	10,000.00	SIT	6,000,000,000	26,512,330	26,446,048
27	SLOV. RAZVOJNA DRUŽBA	50,000	98.88	511.29	EUR	5,720,699,317	25,278,178	25,214,981
28	REPUBLIKA SLOVENIJA 32 <sup>nd</sup> issue	238,655	100.00	100.00	EUR	5,400,996,532	23,865,500	23,805,835
29	REPUBLIKA SLOVENIJA 15 <sup>th</sup> issue, H series	47,902	103.50	100,000.00	SIT	4,957,857,000	21,907,390	21,852,621
30	REPUBLIKA SLOVENIJA 38 <sup>th</sup> issue	180,186	101.20	100.00	EUR	4,126,719,191	18,234,823	18,189,236
31	NLB 2 <sup>nd</sup> issue, A series	40,000	103.00	100,000.00	SIT	4,120,000,000	18,205,133	18,159,620
32	SKB OBVEZNICE 4 <sup>th</sup> issue, A series	38,182	101.16	100,000.00	SIT	3,862,491,120	17,067,273	17,024,604
33	BTC HIPOTEKARNE OBVEZNICE	340,000	111.78	43.82	EUR	3,768,935,944	16,653,879	16,612,243
34	REPUBLIKA SLOVENIJA 31 <sup>st</sup> issue	294,768	105.50	10,000.00	SIT	3,109,802,400	13,741,351	13,706,997
35	NLB 3	12,000	100.00	1,000.00	EUR	2,715,717,600	12,000,000	11,970,000
36	BANKA CELJE 5 <sup>th</sup> issue	100,000	101.80	100.00	EUR	2,303,833,764	10,180,000	10,154,550
37	ABANKA 5 <sup>th</sup> issue	100,000	101.00	100.00	EUR	2,285,728,980	10,100,000	10,074,750
38	BANKA CELJE 3 <sup>rd</sup> issue	100,000	101.00	100.00	EUR	2,285,728,980	10,100,000	10,074,750
39	ABANKA 4 <sup>th</sup> issue	100,000	100.50	100.00	EUR	2,274,413,490	10,050,000	10,024,875
40	NFD INV. SVETOVANJE	16,000	101.01	135,740.00	SIT	2,193,775,584	9,693,684	9,669,449
41	HOTELI BERNARDIN	20,000	102.71	464.08	EUR	2,157,441,051	9,533,131	9,509,298
42	BANKA CELJE 4 <sup>th</sup> issue	100,000	100.80	90.16	EUR	2,056,732,430	9,088,128	9,065,407
43	NOVA KBM 2 <sup>nd</sup> issue	18,000	100.15	500.00	EUR	2,039,843,382	9,013,500	8,990,966
44	NOVA KBM 3 <sup>th</sup> issue, B series	18,000	100.00	500.00	EUR	2,036,788,200	9,000,000	8,977,500
45	NOVA KBM 3 <sup>th</sup> issue, A series	20,000	100.00	100,000.00	SIT	2,000,000,000	8,837,443	8,815,349
46	SL. ZADR. KMET. BANKA 3 <sup>rd</sup> issue	200,000	100.00	10,000.00	SIT	2,000,000,000	8,837,443	8,815,349
47	STANOVANJSKI SKLAD 2 <sup>nd</sup> issue	20,000	104.73	92,557.17	SIT	1,938,702,483	8,566,587	8,545,170
48	NOVA KBM 1 <sup>st</sup> issue	15,000	101.00	511.29	EUR	1,753,005,555	7,746,044	7,726,678
49	ABANKA 3 <sup>rd</sup> issue	70,000	98.00	100.00	EUR	1,552,485,228	6,860,000	6,842,850
50	REPUBLIKA SLOVENIJA 8 <sup>th</sup> issue	965,330	98.00	6.32	EUR	1,353,076,396	5,978,868	5,963,921
51	SKB OBVEZNICE 4 <sup>th</sup> issue, B series	11,818	97.25	500.00	EUR	1,300,489,831	5,746,503	5,732,136
52	SKB OBVEZNICE 3 <sup>rd</sup> issue	35,000	100.02	153.39	EUR	1,215,221,103	5,369,724	5,356,299
53	ABANKA 1 <sup>st</sup> issue	20,000	101.00	255.65	EUR	1,168,693,227	5,164,130	5,151,220
54	NLB 2 <sup>nd</sup> issue, B series	10,000	100.00	500.00	EUR	1,131,549,000	5,000,000	4,987,500
55	BANKA ZASAVJE OBVEZNICE 2 <sup>nd</sup> issue	18,000	98.01	255.65	EUR	1,020,685,752	4,510,126	4,498,851
56	DOLENJSKA BANKA DEVIZNE	17,508	100.00	255.65	EUR	1,012,944,605	4,475,920	4,464,730
57	DOLENJSKA BANKA TOLARSKE	18,000	100.00	50,000.00	SIT	900,000,000	3,976,849	3,966,907
58	KREKOVA BANKA 2 <sup>nd</sup> issue	14,000	100.01	255.65	EUR	810,066,404	3,579,458	3,570,509
59	PROBANKA 2 <sup>nd</sup> issue	60,000	101.50	51.13	EUR	704,687,303	3,113,817	3,106,032
60	STANOVANJSKI SKLAD RS 1 <sup>st</sup> issue	70,965	97.00	34.26	EUR	533,711,623	2,358,323	2,352,427
61	BANKA VIPA 7 <sup>th</sup> issue	10,000	100.00	200.00	EUR	452,619,600	2,000,000	1,995,000
62	BANKA VIPA 6 <sup>th</sup> issue	10,000	99.99	187.50	EUR	424,288,442	1,874,813	1,870,125
63	BANKA VIPA 5 <sup>th</sup> issue	10,000	100.00	162.50	EUR	367,753,425	1,625,000	1,620,937
64	SL.ZADR.KMET.BANKA	10,000	104.00	143.34	EUR	337,368,166	1,490,736	1,487,009
65	BANKA VIPA 3 <sup>rd</sup> issue	10,000	100.50	143.82	EUR	327,106,148	1,445,391	1,441,777
66	BANKA VIPA 4 <sup>th</sup> issue	8,000	100.27	175.78	EUR	319,105,157	1,410,037	1,406,512
67	PROBANKA 1 <sup>st</sup> issue	80,000	100.10	2,952.42	SIT	236,429,794	1,044,717	1,042,106
68	BANKA VIPA 2 <sup>nd</sup> issue	8,000	103.00	95.88	EUR	178,796,329	790,051	788,076
	<b>TOTAL</b>					<b>436,969,920,142</b>	<b>1,930,848,422</b>	<b>1,926,021,237</b>

EXCHANGE RATES	1 USD=	226.8770	SIT as of 30 June 2002
	1 EUR=	226.3098	SIT as of 30 June 2002



MARKET CAPITALISATION OF BONDS - FREE MARKET AS OF 30 JUNE 2002

	Issue	Number of issued bonds	Price as of 28 June 2002	Principal amt. as of 31 May 2001	Currency of denomination	Market capitalisation as of 30 June 2002 (in SIT)	Market capitalisation as of 30 June 2002 (in EUR)	Market capitalisation as of 30 June 2002 (in USD)
1	SLOVENSKA ODŠKODNINSKA DR. 2 <sup>nd</sup> issue	7,000,000	90.20	51.13	EUR	73,060,683,547	322,834,820	322,027,722
2	AUTOCOMMERCE 1 <sup>st</sup> issue	22,300	106.20	468.69	EUR	2,511,993,019	11,099,798	11,072,048
3	STANOVANJSKI SKLAD 3 <sup>rd</sup> issue	20,000	102.50	97,791.91	SIT	2,004,734,155	8,858,362	8,836,216
4	BANKA KOPER 4 <sup>th</sup> issue	20,000	100.00	100,000.00	SIT	2,000,000,000	8,837,443	8,815,349
5	PROBANKA 5 <sup>th</sup> issue	78,500	100.00	100.00	EUR	1,776,531,930	7,850,000	7,830,375
6	BANKA KOPER 3 <sup>rd</sup> issue	10,000	100.00	500.00	EUR	1,131,549,000	5,000,000	4,987,500
7	PROBANKA 4 <sup>th</sup> issue	50,000	100.00	100.00	EUR	1,131,549,000	5,000,000	4,987,500
8	KD Investments 1 <sup>st</sup> issue	80,000	102.75	51.13	EUR	951,154,290	4,202,886	4,192,379
9	SIP STROJNA INDUSTRIJA 1 <sup>st</sup> issue, A series	32,500	100.00	102.26	EUR	752,129,305	3,323,450	3,315,141
10	SIP STROJNA INDUSTRIJA 1 <sup>st</sup> issue, B series	17,250	100.00	102.26	EUR	399,207,093	1,763,985	1,759,575
11	SI.MOBIL 1 <sup>st</sup> issue	5,000	100.00	337.16	EUR	381,513,061	1,685,800	1,681,585
12	UBK KONVERTIBILNE	80	98.00	17,179.82	EUR	304,816,192	1,346,898	1,343,531
13	BORZNA DRUŽBA POTEZA 2 <sup>nd</sup> issue	15,000	100.10	81.45	EUR	276,770,492	1,222,972	1,219,914
14	VIPA	4,000	103.70	63.92	EUR	60,003,817	265,140	264,477
15	OBČINA ŠMARJE	1,579	102.00	63.91	EUR	23,294,558	102,932	102,675
	<b>TOTAL</b>					<b>86,765,929,458</b>	<b>383,394,486</b>	<b>382,435,987</b>

EXCHANGE RATES			
	1 USD=	226.8770	SIT as of 30 June 2002
	1 EUR=	226.3098	SIT as of 30 June 2002

D3) MARKET CAPITALISATION OF AUTHORISED INVESTMENT FUNDS AS OF  
30 JUNE 2002

	Authorised Inv. Fund	Number of shares traded	Price as of 28 June 2002	Market capitalisation as of 30 June 2002 (in SIT)	Market capitalisation as of 30 June 2002 (in EUR)	Market capitalisation as of 30 June 2002 (in USD)
1	TRIGLAV STEBER 1	147,487,470	182.69 SIT	26,944,485,894	119,060,182	118,762,527
2	INFOND ZLAT	336,854,710	77.77 SIT	26,197,190,797	115,758,093	115,468,694
3	NFD 1	160,580,300	158.26 SIT	25,413,438,278	112,294,908	112,014,167
4	MAKSIMA 1	216,646,243	77.49 SIT	16,787,917,370	74,181,133	73,995,678
5	ZVON ENA	137,974,360	119.00 SIT	16,418,948,840	72,550,764	72,369,384
6	NFD 2	291,379,659	45.07 SIT	13,132,481,231	58,028,778	57,883,705
7	ID KD	92,046,145	126.85 SIT	11,676,053,493	51,593,230	51,464,245
8	ZLATA MONETA 1	68,297,800	143.60 SIT	9,807,564,080	43,336,895	43,228,552
9	PID VIPA INVEST	104,268,115	82.10 SIT	8,560,412,242	37,826,078	37,731,512
10	TRIGLAV STEBER II	195,412,551	43.74 SIT	8,547,344,981	37,768,338	37,673,916
11	ATENA PID	135,915,888	55.02 SIT	7,478,092,158	33,043,607	32,960,997
12	POMURSKA INV.DRUŽBA 1	35,923,940	185.05 SIT	6,647,725,097	29,374,446	29,301,009
13	ZVON DVA	141,224,712	45.55 SIT	6,432,785,632	28,424,689	28,353,626
14	MODRA LINIJA	52,986,743	99.74 SIT	5,284,897,747	23,352,492	23,294,110
15	KRONA SENIOR	73,170,428	66.13 SIT	4,838,760,404	21,381,135	21,327,682
16	ARKADA ENA	66,406,092	56.42 SIT	3,746,631,711	16,555,322	16,513,934
17	PID KD	95,913,558	34.43 SIT	3,302,303,802	14,591,961	14,555,481
18	ZLATA MONETA II	82,333,757	36.26 SIT	2,985,422,029	13,191,749	13,158,769
19	VIZIJA DPB	44,074,632	54.01 SIT	2,380,470,874	10,518,638	10,492,341
20	KS-sklad 2	44,293,242	44.00 SIT	1,948,902,648	8,611,658	8,590,129
21	MERCATA	28,923,982	45.10 SIT	1,304,471,588	5,764,097	5,749,686
22	NIKA	32,574,698	38.50 SIT	1,254,125,873	5,541,633	5,527,779
23	MERCATA 1	26,821,153	42.40 SIT	1,137,216,887	5,025,045	5,012,482
24	NIKA 1	30,911,102	35.80 SIT	1,106,617,452	4,889,834	4,877,610
25	PID AKTIVA AVANT I	29,520,040	37.40 SIT	1,104,049,496	4,878,487	4,866,291
26	KS - SKLAD 4	26,381,090	37.13 SIT	979,529,872	4,328,270	4,317,449
27	POBLAŠČENA POMURSKA INV. DRUŽBA	22,967,400	35.09 SIT	805,926,066	3,561,163	3,552,260
28	TRDNJAVA	25,932,762	27.00 SIT	700,184,574	3,093,921	3,086,186
29	TRGATEV	17,585,800	32.20 SIT	566,262,760	2,502,157	2,495,902
30	SETEV	15,405,373	32.10 SIT	494,512,473	2,185,113	2,179,650
31	NIKA 2	12,555,868	29.60 SIT	371,653,693	1,642,234	1,638,129
32	PLOD	10,478,017	31.70 SIT	332,153,139	1,467,692	1,464,023
33	TRDNJAVA I	8,917,902	28.80 SIT	256,835,578	1,134,885	1,132,048
34	CAPINVEST 2	5,876,900	35.70 SIT	209,805,330	927,071	924,754
	<b>TOTAL</b>			<b>219,155,174,087</b>	<b>968,385,700</b>	<b>965,964,704</b>

MARKET CAPITALISATION OF PENSION COUPONS AS OF 30 JUNE 2002

Number of coupons traded	Price as of 28 June 2002	Market capitalisation (in SIT)	Market capitalisation (in EUR)	Market capitalisation (in USD)
107,667,935	47.59	5,123,917,027	22,641,163	22,584,559

EXCHANGE RATES	1 USD=	226.8770	SIT as of 30 June 2002
	1 EUR=	226.3098	SIT as of 30 June 2002

## E) OTHER

### E1) INDICATORS AS OF 30 JUNE 2002 (shares - official market)

SECTOR	Price as of 30 June 2002	Total net profit (loss) in 000 SIT in year 2001	Earning per share as of 31 Dec 2001	P / E <sup>(1)</sup>	Dividend for year 2001	Dividend yield	Book value as of 31 Dec 2001	Market book ratio	Turnover ratio <sup>(2)</sup>
<b>BANKS</b>									
Banka Koper <sup>(6)</sup>	53,100	2,422,842	4,665.94 SIT	11.38	4,500 SIT	8.47%	44,262.39 SIT	1.20	0.32
Banka Vipa <sup>(6)</sup>	85,336	360,065	1,597.94 SIT	<sup>(4)</sup>	1,600 SIT	1.87%	96,445 SIT	<sup>(4)</sup>	0.96
Probanka Maribor	5,199	428,319	241.97 SIT	<sup>(4)</sup>	277 SIT	5.33%	5,677 SIT	<sup>(4)</sup>	0.42
<b>CHEMICALS</b>									
Etol Celje	29,999	556,033	2,235.12 SIT	13.42	1,000 SIT	3.33%	39,150.00 SIT	0.77	0.78
Sava Kranj	24,069	1,158,965	684.67 SIT	35.15	530 SIT	2.20%	29,850.18 SIT	0.81	0.19
<b>CONSTRUCTION</b>									
Gradbeno podjetje Grosuplje <sup>(6)</sup>	6,034	51,431	51,431.00 SIT	0.12	0	0.00%	23,373.00 SIT	0.26	0.43
<b>FOOD AND BEVERAGES</b>									
Droga Portorož	63,375	1,160,752	4,118.16 SIT	15.39	1,755 SIT	2.77%	51,208.99 SIT	1.24	0.27
Kolinska Ljubljana	4,949	1,018,202	322.32 SIT	15.36	110 SIT	2.22%	4,863.38 SIT	1.02	0.23
Mlinotest Ajdovščina	1,601	273,871	114.93 SIT	13.93	42 SIT	2.62%	2,044.75 SIT	0.78	0.11
Pivovarna Laško <sup>(6)</sup>	6,500	1,434,506	224.18 SIT	29.00	140 SIT	2.15%	4,710.00 SIT	1.38	0.54
Pivovarna Union <sup>(6)</sup>	78,999	1,220,540	2,751.96 SIT	28.71	615 SIT	0.78%	43,263.00 SIT	1.83	0.88
Radenska Radenci <sup>(6)</sup>	1,427	779,110	155.43 SIT	9.18	0	0.00%	3,637.93 SIT	0.39	0.06
Žito Ljubljana <sup>(6)</sup>	28,098	(1,957,513)	(5,653.30 SIT)	<sup>(4)</sup>	510 SIT	1.82%	39,676.00 SIT	0.71	0.37
<b>HEALTH RESORTS</b>									
Terme Čatež	22,658	268,493	633.88 SIT	35.75	350	1.54%	30,291.66 SIT	0.75	0.18
Zdravilišče Moravske Toplice <sup>(6)</sup>	2,179	325,208	113.64 SIT	19.17	0	0.00%	2,883.00 SIT	0.76	0.35
<b>HOUSEHOLD APPLIANCES</b>									
Gorenje <sup>(6)</sup>	3,725	3,241,974	265.74 SIT	14.02	80	2.15%	3,926.37 SIT	0.95	0.39
<b>NON-METALS</b>									
Comet Zreče	2,500	384,156	229.02 SIT	10.92	0	0.00%	2,875.77 SIT	0.87	0.24
<b>OIL AND GAS</b>									
Istrabenz Koper	6,965	3,915,094	756.28 SIT	9.21	130	1.87%	4,913.00 SIT	1.42	0.18
Petrol Ljubljana	32,310	4,237,066	2,061.87 SIT	15.67	600	1.86%	30,699.00 SIT	1.05	0.30
<b>OTHER FINANCIAL INTERMEDIATION</b>									
Nika Brežice <sup>(6)</sup>	773	31,690	95.07 SIT	8.13	0	0.00%	2,726.62 SIT	0.28	0.21
<b>PHARMACEUTICALS</b>									
Krka Novo Mesto <sup>(6)</sup>	37,920	8,519,905	2,522.23 SIT	15.03	700	1.85%	21,983.00 SIT	1.72	0.25
Lek Ljubljana	62,794	8,168,669	4,399.51 SIT	14.27	1200	1.91%	33,493.00 SIT	1.87	0.28
<b>PUBLISHING</b>									
Delo Ljubljana	18,001	957,353	1,434.31 SIT	12.55	0	0.00%	7,275.60 SIT	2.47	0.21
<b>REAL ESTATE / TRADE</b>									
BTC <sup>(6)</sup>	16,500	1,001,012	2,110.18 SIT	7.82	350	2.12%	44,517.78 SIT	0.37	0.76
<b>TRANSPORT</b>									
Aerodrom Ljubljana <sup>(5)</sup>	3,711	943,107	248.41 SIT	14.94	176 SIT	4.74%	4,149.76 SIT	0.89	0.16
Intereuropa Koper <sup>(6)</sup>	5,193	3,942,594	546.77 SIT	9.50	160 SIT	3.08%	3,803.10 SIT	1.37	0.24
Luka Koper <sup>(5)(6)</sup>	4,500	3,638,519	259.89 SIT	17.31	150 SIT	3.33%	3,762.00 SIT	1.20	0.18
<b>TRADE</b>									
Delo Prodaja <sup>(6)</sup>	4,900	347,221	593.57 SIT	8.26	360 SIT	7.35%	5,029.58 SIT	0.97	0.67
Emona obala Koper <sup>(3)(6)</sup>	2,403	105,026	66.79 SIT	35.97	0	0.00%	6,512.63 SIT	0.37	0.33
Koloniale Maribor <sup>(6)</sup>	1,500	(287,832)	(442.47 SIT)	<sup>(4)</sup>	0	0.00%	3,548.46 SIT	0.42	0.17
Kompas MTS	1,387	1,384,442	392.56 SIT	3.53	300 SIT	21.64%	4,121.48 SIT	0.34	0.31
Mercator Ljubljana	22,131	5,251,044	1,636.60 SIT	13.52	500 SIT	2.26%	23,558.00 SIT	0.94	0.24
Salus Ljubljana	78,000	1,053,313	7,968.23 SIT	9.79	3,000 SIT	3.85%	45,739.00 SIT	1.71	0.09
Merkur Kranj <sup>(6)</sup>	19,117	1,614,882	1,800.03 SIT	10.62	550 SIT	2.88%	29,501.59 SIT	0.65	0.09
Tehnounion Ljubljana <sup>(6)</sup>	9,000	(252,941)	(3,056.32 SIT)	<sup>(4)</sup>	0	0.00%	50,040.81 SIT	0.18	0.41
Živila Kranj <sup>(6)</sup>	17,035	475,534	1,650.13 SIT	10.32	0	0.00%	34,453.00 SIT	0.49	0.49

Calculated on the basis of nonconsolidated financial statement for 2000. Statements are consolidated for the following issues: Droga, Emona obala Koper, Gorenje, Istrabenz, Krka, Lek, Mercator, Merkur, Petrol, Radenska, Sava, Tehnounion, Živila and Žito. An average number of shares traded in year 2000 has been used for the calculations.

<sup>(1)</sup> P / E = PRICE / EARNING PER SHARE

<sup>(2)</sup> Yearly turnover / average capitalisation as of 31 January 2002, 31 July 2001 and 31 January 2001.

<sup>(3)</sup> Shares of daughter company are excluded.

<sup>(4)</sup> Not applicable.

<sup>(5)</sup> Calculation of P/E for Aerodrom and Luka Koper includes common and preferred shares.

<sup>(6)</sup> Calculations have been prepared according to dividends paid out for year 2000.

## E2) RECORD VALUES

### RECORD DAILY TURNOVER IN YEAR 2002

**4 April 2002**

	Value (in SIT)	Number of bargains	Volume in pieces
Order book trades	1,033,932,680	1,624	1,909,551
Cross trades	205,597,060	241	494,989
Block trades	3,852,537,752	14	7,087,713
<b>Total</b>	<b>5,092,067,492</b>	<b>1,879</b>	<b>9,492,253</b>

### MAX AND MIN VALUE OF TURNOVER AND INDICES

	In year 2002		In years 1989-2001	
Monthly turnover (in SITm)	40,918	April	53,123	December 2000
Daily turnover (in SITm)	5,092	4 Apr 2002	10,058	12 July 2001
Number of bargains per day	2,451	7 May 2002	5,900	8 July 1999
Value of block trade (in SITm)	2,710	4 Apr 2002	8,128	23 Nov 2001
Max value of SBI 20 index	2,949.52	4 June 2002	2,159.35	19 Dec 2001
Min value of SBI 20 index	2,140.80	3 Jan 2002	891.93	10 Sep 1996
Max value of SBI 20NT index	2,812.53	4 June 2002	2,096.75	27 Dec 2001
Min value of SBI 20NT index	2,082.58	3 Jan 2002	1,437.30	1 July 1998
Max value of IPT index	2,293.04	4 June 2002	1,806.98	30 Dec 1999
Min value of IPT index	1,753.43	8 Jan 2002	1,318.83	1 July 1998
Max value of PIX index	2,479.30	7 May 2002	1,633.77	19 Oct 1999
Min value of PIX index	1,551.00	3 Jan 2002	965.15	29 Apr 1999
Max value of FOOD AND BEVERAGES index	2,718.88	4 June 2002	2,175.17	28 Dec 2001
Min value of FOOD AND BEVERAGES index	2,049.04	28 Feb 2002	1,551.34	3 Apr 2000
Max value of PHARMACEUTICALS index	3,007.84	31 May 2002	2,623.07	11 Aug 1998
Min value of PHARMACEUTICALS index	2,076.41	18 Jan 2002	1,505.49	23 Apr 2001
Max value of CHEMICALS index	2,670.70	4 June 2002	2,176.97	6 Aug 1998
Min value of CHEMICALS index	1,896.00	3 Jan 2002	1,476.44	1 July 1998
Max value of OIL AND GAS index	3,755.13	4 June 2002	2,633.44	17 Dec 2001
Min value of OIL AND GAS index	2,554.39	3 Jan 2002	1,591.73	27 June 2000
Max value of TRANSPORT index	2,656.60	26 June 2002	2,070.25	7 Dec 2001
Min value of TRANSPORT index	2,032.64	3 Jan 2002	1,132.46	1 July 1998
Max value of TRADE index	2,361.57	4 June 2002	2,195.82	31 Jan 2000
Min value of TRADE index	1,790.84	3 Jan 2002	1,172.80	1 July 1998
Max value of BIO index	109.03	3 Jan 2002	113.52	14 Dec 1995
Min value of BIO index	107.34	26 Feb 2002	100.46	5 July 1995

## E3) NEW LISTED SECURITIES AND CHANGES IN YEAR 2002

### NEW LISTED LONG - TERM SECURITIES ON LJUBLJANA STOCK EXCHANGE IN YEAR 2002

#### OFFICIAL MARKET

##### BONDS

Issuer	Trading code	Nomin. value of issue	Issue	Listing date	First trading day
Republika Slovenija	RS28	10,500,000,000 SIT	28 <sup>th</sup> issue	18 Jan 2002	25 Jan 2002
Republika Slovenija	RS29	10,278,000 EUR	29 <sup>th</sup> issue	18 Jan 2002	25 Jan 2002
Republika Slovenija	RS31	2,974,680,000 SIT	31 <sup>st</sup> issue	18 Jan 2002	25 Jan 2002
Republika Slovenija	RS32	23,865,500 EUR	32 <sup>nd</sup> issue	18 Jan 2002	25 Jan 2002
Republika Slovenija	RS34	16,910,000,000 SIT	34 <sup>th</sup> issue	20 Feb 2002	26 Feb 2002
Republika Slovenija	RS35	14,000,000,000 SIT	35 <sup>th</sup> issue	20 Mar 2002	26 Mar 2002
Republika Slovenija	RS36	3,790,000,000 SIT	36 <sup>th</sup> issue	20 Mar 2002	26 Mar 2002
Republika Slovenija	RS33	127,166,003.64 EUR	33 <sup>rd</sup> issue	2 Apr 2002	9 Apr 2002
Republika Slovenija	RS37	17,000,000,000 SIT	37 <sup>th</sup> issue	24 Apr 2002	30 Apr 2002
Republika Slovenija	RS38	18,018,600 EUR	38 <sup>th</sup> issue	24 Apr 2002	30 Apr 2002
Republika Slovenija	RS40	15,000,000,000 SIT	40 <sup>th</sup> issue	4 June 2002	7 June 2002
Republika Slovenija	RS41	12,000,000,000 SIT	41 <sup>th</sup> issue	20 June 2002	26 June 2002

##### FREE MARKET

##### SHARES

Issuer	Trading code	Type of share	Listing date	First trading day
Jata Emona	JAMR	common	10 Jan 2002	15 Jan 2002
Lesnina	MILG	common	16 Jan 2002	25 Jan 2002
KS 4 nalozbe	K4NR	common	23 Apr 2002	25 Apr 2002
IMP KLIMAT	KLLG	common	23 Apr 2002	26 Apr 2002
Krona holding	KRHR	common	6 May 2002	9 May 2002
Aktiva fin	ATFR	common	28 May 2002	31 May 2002

##### BONDS

Issuer	Trading code	Nominal value of issue	Issue	Listing date	First trading day
Probanka	PRB5	7,850,000 EUR	5 <sup>th</sup> issue	22 Apr 2002	26 Apr 2002

##### Authorised investment funds

Issuer	Trading code	Type of share	Listing date	First trading day
PID Vipa Invest	VION	common	22 Jan 2002	29 Jan 2002
KS - SKLAD 4	K4SR	common	23 Apr 2002	25 Apr 2002
ATENA PID	ATPR	common	11 Jun 2002	17 Jun 2002

### DELISTED LONG - TERM SECURITIES IN YEAR 2002

#### OFFICIAL MARKET

Issuer	Trading code	Type of share	Delisting date
SKB banka	SKBB	common	27 June 2002

#### FREE MARKET

##### SHARES

Issuer	Trading code	Type of share	Delisting date
Emona Krmila	EMKG	common	11 Jan 2002
Jata Reja	JRDG	common	11 Jan 2002
Totra Plastika	TOPG	common	14 Jan 2002
PPC Gorenjski sejem	GSKG	common	18 Mar 2002
Veletrgovina Potrošnik	POMG	common	18 Mar 2002
Bohor	BFUG	common	19 Apr 2002

##### AUTHORISED INVESTMENT FUNDS

Issuer	Trading code	Type of share	Delisting date
Vipa Invest Nanos	VNON	common	15 Jan 2002
Vipa Invest Soča	VSON	common	15 Jan 2002
Arkada dva	AR2N	common	8 Mar 2002
Arkada tri	AR3N	common	8 Mar 2002
KS - SKLAD 4	KS4N	common	23 Apr 2002
Krona krona	KRON	common	6 May 2002
Atena 1. Sklad	AT1N	common	29 May 2002

### EXTENDED LISTING OF LONG - TERM SECURITIES IN YEAR 2002

#### OFFICIAL MARKET

##### SHARES

Issuer	Trading code	Type of share	Number of shares before extension	Number of shares after extension	Extension date
Salus	SALR	common	124,970	134,980	27 June 2002

##### BONDS

Issuer	Trading code	Issue	Number of bonds before extension	Number of bonds after extension	Extension date
Republika Slovenija	RS27	27 <sup>th</sup> issue	409,150	1,700,000	16 Jan 2002
Republika Slovenija	RS29	29 <sup>th</sup> issue	102,780	328,037	18 Feb 2002
Republika Slovenija	RS29	29 <sup>th</sup> issue	328,037	550,000	4 June 2002
Republika Slovenija	RS36	36 <sup>th</sup> issue	379,000	1,200,000	19 June 2002

#### FREE MARKET

##### AUTHORISED INVESTMENT FUNDS

Issuer	Trading code	Type of share	Number of shares before extension	Number of shares after extension	Extension date
--------	--------------	---------------	-----------------------------------	----------------------------------	----------------

Arkada ena	AR1N	common	30,210,725	66,406,092	8 Mar 2002
------------	------	--------	------------	------------	------------

EXPIRED BONDS IN YEAR 2002

Issuer	Trading code	Issue	Market	Last trading day
LB SB Velenje	BV01	1 <sup>st</sup> issue	official market	25 Jan 2002
Factor banka	FB01E	1 <sup>st</sup> issue	official market	31 Mar 2002
Republika Slovenija 12. Izdaja	RS12	12 <sup>th</sup> issue	official market	22 May 2002
Banka Koper	BKP2	2 <sup>nd</sup> issue	free market	24 May 2002
Nova ljubljanska banka	NLB1	1 <sup>st</sup> issue	official market	27 May 2002
Nova ljubljanska banka	NLB2E	2 <sup>nd</sup> issue	official market	27 May 2002

## F) LIST OF SECURITIES - JUNE 2002

### F1) OFFICIAL MARKET (1)

#### CORPORATE BONDS

	Issuer	Trading code	First trading day	Nominal value of issue traded	Coupon interest rate	Maturity	Sector
1	ABANKA	AB01E	8 Jan 1996	5,112,918.81 EUR	10% p.a.	1996-2002	banking
2	ABANKA	AB03	14 June 1999	7 EURm	5% p.a.	1998-2005	banking
3	ABANKA	AB04	27 Dec 2000	10 EURm	6.25% p.a.	2000-2007	banking
4	ABANKA	AB05	26 Sept 2001	10 EURm	6% p.a.	2001-2006	banking
5	BANKA CELJE	BCE3	6 Mar 2000	10 EURm	6% p.a.	1999-2005	banking
6	BANKA CELJE	BCE4	9 Feb 2001	10 EURm	6% p.a.	2000-2006	banking
7	BANKA CELJE	BCE5	19 Dec 2001	10 EURm	6% p.a.	2001-2007	banking
8	BLAGOVNO TRGOVINSKI CENTER	BTC1E	24 Feb 1997	17,383,924.96 EUR	10.5% p.a.	1996-2008	retail, wholesale and real estate trade
9	LB BANKA ZASAVJE	BZ02E	14 Jan 1997	4,601,626.93 EUR	7.5% p.a.	1996-2004	banking
10	KREKOVA BANKA	KRB2E	14 Apr 1998	3,579,043.17 EUR	7% p.a.	1997-2002	banking
11	BANKA VIPA	VP02E	25 Oct 1995	2,045,167.52 EUR	10% p.a.	1995-2005	banking
12	BANKA VIPA	VIP3E	13 Jun 1996	2,556,459.41 EUR	7.5% p.a.	1996-2006	banking
13	BANKA VIPA	VIP4E	3 Dec 1997	2,045,167.52 EUR	7% p.a.	1997-2007	banking
14	BANKA VIPA	VIP5	24 Dec 1998	2 EURm	6% p.a.	1998-2008	banking
15	BANKA VIPA	VIP6	6 Mar 2000	2 EURm	5.5% p.a.	1999-2009	banking
16	BANKA VIPA	VIP7	19 July 2001	2 EURm	6.2% p.a.	2001-2010	banking
17	DOLENJSKA BANKA	DB01	21 Dec 1998	900 SITm	7% p.a. + TOM	1997-2002	banking
18	DOLENJSKA BANKA	DB02E	18 Dec 1998	4,475,849.13 EUR	6.8% p.a.	1997-2002	banking
19	HOTELI BERNARDIN	HTB1E	28 June 1999	10,225,837.62 EUR	8.5% p.a.	1999-2009	hotel and restaurant activities
20	NFD	NI01	21 Dec 1999	2,171.84 SITm	5.5% p.a. + TOM	1999-2006	investment consulting
21	NOVA KBM	KBM1E	5 Oct 1998	7,669,378.22 EUR	6% p.a.	1998-2003	banking
22	NOVA KBM	KBM2	14 Nov 2000	9 EURm	5.9% p.a.	2000-2006	banking
23	NOVA KBM	KBM3	14 Nov 2001	2,000 SITm	5.8 % p.a.+TOM	2001-2006	banking
24	NOVA KBM	KBM4	14 Nov 2001	9 EURm	6 % p.a.	2001-2006	banking
25	NOVA LJUBLJANSKA BANKA	NLB3	18 July 2000	4,000 SITm	5.25% p.a. + TOM	2000-2005	banking
26	NOVA LJUBLJANSKA BANKA	NLB4	18 July 2000	5 EURm	5.65% p.a.	2000-2005	banking
27	NOVA LJUBLJANSKA BANKA	NLB5	27 Sept 2001	12 mio EUR	5.8% p.a.	2000-2005	banking
28	PROBANKA	PRB1	15 July 1996	800 SITm	6% p.a. + TOM	1995-2003	banking
29	PROBANKA	PRB2E	3 Nov 1997	3,067,751.29	8% p.a.	1995-2003	banking
30	SKB BANKA	SKB3E	14 Mar 1997	17,895,215.84 EUR	7.5% p.a.	1996-2003	banking
31	SKB BANKA	SKB4A	30 Dec 1999	3,818.2 SITm	5.25% p.a. + TOM	1999-2005	banking
32	SKB BANKA	SKB4B	30 Dec 1999	5,909 EURm	5.25% p.a.	1999-2006	banking
33	STANOVANJSKI SKLAD RS	SSR1E	4 July 1996	4,083,023.58 EUR	6% p.a.	1995-2010	national mortgage agency
34	STANOVANJSKI SKLAD RS	SSR2	30 June 1998	2,000 SITm	7.2% p.a. + TOM	1998-2008	national mortgage agency
35	SLOVENSKA ZADRUŽNA KMETIJSKA BANKA	ZBK1E	10 July 1995	2,556,459.41 EUR	10% p.a.	1994-2004	banking
36	SLOVENSKA ZADRUŽNA KMETIJSKA BANKA	SZB3	15 Mar 2000	2,000 SITm	5.3% p.a. + TOM	1999-2005	banking

#### MUNICIPAL and GOVERNMENT BONDS

	Issuer	Trading code	First trading day	Nominal value of issue traded	Coupon interest rate	Maturity	Sector
1	REPUBLIC OF SLOVENIA	RS04E	6 Aug 1998	136,803,812.19 EUR	8% p.a.	1996-2022	government bond
2	REPUBLIC OF SLOVENIA	RS08E	24 Nov 1993	49,356,539.17 EUR	5% p.a.	1993-2003	government bond
3	REPUBLIC OF SLOVENIA	RS10	14 June 1999	52,189.61 SITm	4.5% p.a. + TOM	1997-2007	government bond
4	REPUBLIC OF SLOVENIA	RS13E	14 June 1999	54,555,355.02 EUR	5.55% p.a.	1998-2008	government bond
5	REPUBLIC OF SLOVENIA	RS14	29 Feb 2000	6,304 SITm	4% p.a. + TOM	1999-2003	government bond
6	REPUBLIC OF SLOVENIA ISSUE	RSE	29 Feb 2000	8,981.3 SITm	5.1 % p.a. + TOM	1995-2002	government bond
7	REPUBLIC OF SLOVENIA ISSUE	RSH	29 Feb 2000	4,790.2 SITm	5.55 % p.a. + TOM	1995-2005	government bond
8	REPUBLIC OF SLOVENIA ISSUE	RSI	23 Jan 1997	8,981.3 SITm	5.7 % p.a. + TOM	1995-2006	government bond
9	REPUBLIC OF SLOVENIA ISSUE	RS16	15 Mar 2000	6,000 SITm	4.2 % p.a. + TOM	2000-2003	government bond
10	REPUBLIC OF SLOVENIA ISSUE	RS17	15 Mar 2000	9,000 SITm	4.7 % p.a. + TOM	2000-2005	government bond
11	REPUBLIC OF SLOVENIA ISSUE	RS18	15 May 2000	50 EURm	6% p.a.	2000-2010	government bond
12	REPUBLIC OF SLOVENIA ISSUE	RS19	18 Aug 2000	6,000 SITm	4.2 % p.a. + TOM	2000-2003	government bond
13	REPUBLIC OF SLOVENIA ISSUE	RS20	12 Dec 2000	6,000 SITm	4.2% p.a. + TOM	2000-2003	government bond
14	REPUBLIC OF SLOVENIA	RS22	22 Feb 2001	8,000 SITm	4.7% p.a. + TOM	2001-2006	government bond
15	REPUBLIC OF SLOVENIA	RS23	20 Feb 2001	40 EURm	6% p.a.	2001-2011	government bond
16	REPUBLIC OF SLOVENIA	RS24	22 Mar 2001	1,100 SITm	4.2% p.a. + TOM	2001-2004	government bond
17	REPUBLIC OF SLOVENIA	RS25	3 May 2001	8,000 SITm	4.7% p.a. + TOM	2001-2006	government bond
18	REPUBLIC OF SLOVENIA	RS26	14 June 2001	50 EURm	5.375% p.a.	2001-2011	government bond
19	REPUBLIC OF SLOVENIA	RS27	20 Dec 2001	17,000 SITm	4.7% p.a. + TOM	2001-2006	government bond
20	REPUBLIC OF SLOVENIA	RS28	25 Jan 2002	10,500 SITm	4.2% p.a. + TOM	2002-2005	government bond
21	REPUBLIC OF SLOVENIA	RS29	25 Jan 2002	55 EURm	5.375% p.a.	2002-2012	government bond
22	REPUBLIC OF SLOVENIA	RS31	25 Jan 2002	2,974.68 SITm	4.7% p.a. + TOM	2002-2007	government bond
23	REPUBLIC OF SLOVENIA	RS32	25 Jan 2002	23,8655 EURm	5.375% p.a.	2002-2012	government bond
24	REPUBLIC OF SLOVENIA	RS33	9 Apr 2002	127.166 EURm	8% p.a.	2002-2022	government bond
25	REPUBLIC OF SLOVENIA	RS34	26 Feb 2002	16,910 SITm	4.2% p.a. + TOM	2002-2007	government bond
26	REPUBLIC OF SLOVENIA	RS35	26 Mar 2002	14,000 SITm	9% p.a.	2002-2007	government bond
27	REPUBLIC OF SLOVENIA	RS36	26 Mar 2002	12,000 SITm	7.5 % p.a.	2002-2005	government bond
28	REPUBLIC OF SLOVENIA	RS37	30 Apr 2002	17,000 SITm	4% p.a. + TOM	2002-2007	government bond
29	REPUBLIC OF SLOVENIA	RS38	30 Apr 2002	18 EURm	5.63 % p.a.	2002-2017	government bond
30	REPUBLIC OF SLOVENIA	RS40	7 June 2002	15,000 SITm	3.9 % p.a. + TOM	2002-2007	government bond
31	REPUBLIC OF SLOVENIA	RS41	26 June 2002	12,000 SIT m	3.9 % p.a. + TOM	2002-2007	government bond
30	SLOVENSKA RAZVOJNA DRUŽBA	SKR1E	3 July 1995	25,564,594.06 EUR	5% p.a.	1993-2003	development fund of Republic Slovenia

TOM (abbreviation for: "temeljna obrestna mera"- base interest rate) - indexation factor, calculated as twelve month average of monthly consumer price index

## F1) OFFICIAL MARKET (2)

### COMMON SHARES

	Issuer	Trading code	First trading day	Nominal value of issue listed	Number of shares traded	Isin code	Sector
1	AERODROM LJUBLJANA	AELG	8 Oct 1997	1,936.229 SITm	1,936,229	SI0031103276	airport services
2	BANKA KOPER	BKP	14 Mar 2000	5,313.59 SITm	531,359	SI 002110547 1	banking
3	BLAGOVNO TRGOVINSKI CENTER BTC	BTC	4 Oct 1994	5,806.624 SITm	725,828	SI0031100504	retail, wholesale and real estate trade
4	COMET ZREČE	CHZG	2 Nov 1998	1,700.688 SITm	1,700,688	SI0031104407	grinding wheels and other non-metals production
5	DELO LJUBLJANA	DELR	13 Jan 1999	667.464 SITm	667,464	SI 003110445 6	publishing
6	DELO PRODAJA	DPRG	12 Feb 2001	593.549 SITm	593,549	SI0031107079	trade
7	DROGA PORTOROŽ	DRPG	12 June 1996	2,827.68 SITm	282,768	SI0031100256	food processing industry
8	EMONA OBALA KOPER	EOKG	7 Jan 1998	1,741.456 SITm	1,741,456	SI0031102682	commerce
9	ETOL CELJE	ETOG	21 Feb 1997	2,745.76 SITm	274,576	SI0031101338	essential oils and fragrances production
10	GEODETSKI ZAVOD SLOVENIJE	GZRG	8 Jan 2001	379.820 SITm	379,820	SI0031110339	surveying and cartography
11	GORENJE VELENJE	GRVG	10 Nov 2000 official market (2 June 1998 free market)	12,200 SITm	12,200,000	SI0031104076	household appliances
12	GRADBENO PODJETJE GROSUPLJE	GPG	23 Dec 1994	19,941.1 SITm	199,411	SI0031100728	construction industry
13	INTEREUROPA KOPER	IEKG	12 Jan 1998	7,210.7 SITm	7,210,700	SI0031100090	retail trade
14	ISTRABENZ KOPER	ITBG	16 June 1997	5,180 SITm	5,180,000	SI0031102070	holding companies management
15	KOMPAS MTS	MTSG	8 Dec 2000	3,526.714 SITm	3,526,714	SI0031103706	catering service, border-crossing and tourist services
16	KOLINSKA LJUBLJANA	KOLR	8 Jan 1996	3,166.992 SITm	3,166,992	SI0031100058	food processing industry
17	KOLONIALE VELETRGOVINA MARIBOR	KLMG	30 July 1999	650.516 SITm	650,516	SI 003110515 6	domestic market food and non food products wholesale
18	KRKA TOVARNA ZDRAVIL NOVO MESTO	KRKG	4 Nov 1997	14,170.448 SITm	3,542,612	SI0031102120	pharmaceutical & chemical industry
19	LEK LJUBLJANA	LEKA	11 Sep 1996	10,743.738 SITm	1,790,623	SI0031100645	pharmaceuticals
20	LUKA KOPER	LKPG	20 Nov 1996	7,140 SITm	7,140,000	SI0031101346	transport
21	MERCATOR LJUBLJANA	MELR	22 Dec 1997	32,085.04 SITm	3,208,504	SI0031100082	commerce industry, agriculture
22	MERKUR KRANJ	MER	30 Nov 1998	91,258.5 SITm	912,585	SI0031104639	wholesale and retail trade
23	MLINOTEST AJDOVŠČINA	MAJG	3 Apr 2000	2,389.177 SITm	2,389,177	SI 003110820 0	food processing industry
24	NIKA BREŽICE	NIKA	23 June 1992	479.688 SITm	479,688	SI0031100793	financial consultancy and services
25	PETROL LJUBLJANA	PETG	5 May 1997	12,517.806 SITm	2,086,301	SI0031102153	crude-oil and gas trade
26	PIVOVARNA LAŠKO	PILR	1 Feb 2000	6,363.405 SITm	6,363,405	SI 003110741 8	brewery
27	PIVOVARNA UNION	PULG	6 Mar 2000	4,511.14 SITm	451,114	SI 003110907 5	brewery and soft drinks
28	RADENSKA RADENCI	RARG	3 Apr 1997	5,061.856 SITm	5,061,856	SI0031102302	health resort
29	SALUS LJUBLJANA	SALS	16 Jan 1992	134.98 SITm	134,980	SI 003110568 5	full-line pharmaceutical
30	SAVA KRANJ	SAVA	6 Jan 2000	17,209.87 SITm	1,720,987	SI0031108457	wholesale chemicals
31	TEHNOUNION LJUBLJANA	TEHG	26 Nov 1998	840.05 SITm	84,005	SI0031100025	sales agent and marketing of motor vehicles
32	TERME ČATEŽ	TCRG	26 Aug 1993	2,699.886 SITm	449,981	SI0031100637	health resort
33	ZDRAVILIŠČE MORAVSKE TOPLICE	ZMTG	25 Sep 1997	2,861.843 SITm	2,861,843	SI0031103250	health resort
34	ŽIVILA KRANJ	ZKNG	15 May 2000	3,199.97 SITm	319,997	SI 003110678 2	trade and catering industry
35	ŽITO LJUBLJANA	ZTOG	20 Mar 2000	3,487.65 SITm	348,765	SI 003110844 0	flour, bread, pasta and sweets production

### PREFERRED SHARES

	Issuer	Trading code	First trading day	Nominal value of issue listed	Number of shares traded	Isin code	Sector
1	LEK LJUBLJANA	LEKB	6 May 1999	832.920 SITm	138,820	SI 003120027 0	pharmaceuticals
2	PROBANKA MARIBOR	PRBP	30 Mar 1993	400 SITm	400,000	SI 002120040 5	banking
3	VIPA BANKA	VPPP	28 June 1994	350 SITm	17,500	SI 002120031 4	banking



## F2) FREE MARKET (1)

### CORPORATE BONDS

	Issuer	Trading code	First trading day	Nominal value of issue traded	Interest rate	Maturity	Sector
1	AUTOCOMMERCE LJUBLJANA	ACL1E	15 Dec 1997	11,401,808.95 EUR	8% p.a.	1997-2006	foreign and domestic trade, service and production
2	BANKA KOPER	BKP3	5 Jan 2000	5 EURm	5% p.a.	1999-2004	banking
3	KD INVESTMENTS	KD01E	24 July 1996	4,090,335.05 EUR	10% p.a.	1996-2006	investment
4	PROBANKA	PRB4	15 Mar 2000	5 EURm	5.5% p.a.	1999-2007	banking
5	PROBANKA	PRB5	26 Apr 2002	7.85 EURm	6.25% p.a.	2001-2006	banking
6	UBK BANKA*	UBKKE	5 Jan 1995	3,067,751.29 EUR	8.5% floating rate	1994-2004	banking
7	BANKA VIPA	VP01E	5 Jan 1995	1,022,583.76 EUR	10% p.a.	1994-2004	banking
8	POTEZA	BDP2	13 Dec 1999	1.5 EURm	7.5% p.a.	1999-2004	brokerage house
9	SI.MOBIL	SM01E	24 Sep 1999	2,556,459.41 EUR	6% p.a.	1999-2006	telecommunication
10	SIP STROJNA OPREMA	SIP1AE	19 June 2000	3,323,397.23 EUR	6% p.a.	1999-2009	production of tractors and other agricultural, forestry and cultivation machinery
11	SIP STROJNA OPREMA	SIP1BE	19 June 2000	1,763,956.99 EUR	6% p.a.	1999-2009	production of tractors and other agricultural, forestry and cultivation machinery

\* floating interest rate calculated as an average annual interest rate of long-term government bonds denominated in DEM

### MUNICIPAL and GOVERNMENT BONDS

	Issuer	Trading code	First trading day	Nominal value of issue traded	Coupon interest rate	Maturity	Sector
1	COMMUNITY OF ŠMARJE PRI JELŠAH	OSMOE	5 Jan 1995	5,112,918.81 EUR	10% p.a.	1992-2002	municipal bond
2	SLOVENSKA ODŠKODNINSKA DRUŽBA	SOS2E	7 Apr 1997	357,910,000 EUR	6% p.a.	1996-2004	meeting commitments deriving from denationalisation process
3	STANOVAJNSKI SKLAD RS	SSR3	8 May 2001	2,000 SITm	6.1% p.a.+ TOM	2001-2011	national mortgage agency

**TOM** (abbreviation for: "temeljna obrestna mera" - base interest rate) - indexation factor calculated as twelve month average of monthly consumer price index

## F2) FREE MARKET (2)

### COMMON SHARES

	Issuer	Trading code	First trading day	Nominal value of issue listed	Number of shares traded	Isin code	Sector
1	AGROKOMBINAT MARIBOR	AKMG	24 Sep 1999	403.808 SITm	403.808	SI 003110433 2	retail, fooder production for livestock, meat and milk products, granary services
2	AKTIVA AVANT	AAFR	16 Aug 2001	4.814.478 SITm	4.814.478	SI002111062 0	holding companies management
3	AKTIVA FIN	ATFR	31 May 2002	16.119.127 SITm	16.119.127	SI002111092 7	holding companies management
4	ALPDOM RADOVLJICA	ALDG	7 Apr 2000	47.816 SITm	47.816	SI 003110938 0	real estate and residence management and sale, business engineering
5	ALPETOUR POTOVALNA AGENCIJA ŠKOFJA LOKA	APAG	2 Aug 2000	526.084 SITm	263.042	SI003110989 3	passengers transportat
6	AVANT HOLDING LJUBLJANA	AVHR	14 Apr 2000	706.855 SITm	706.855	SI 003110948 9	holding companies management, enterprise and business consulting, market research and operating with fixed property
7	AVTO CELJE	AVCG	4 Feb 1997	418.077 SITm	418.077	SI003110211 2	car sale and repair services
8	AVTOPREVOZNIŠTVO IN SERVISI VELENJE	ASVG	1 Sep 1997	308.696 SITm	308.696	SI003110315 1	transport company
9	BELINKA HOLDING LJUBLJANA	BELG	19 Oct 2000	2.702.532 SITm	2.702.532	SI 003110216 1	holding companies management
10	CAPITA LJUBLJANA	CAP1	5 Sep 1997	582.021 SITm	582.021	SI002110003 5	holding companies management
11	CEMENTARNA TRBOVLJE	CTRG	29 May 2000	1.766 SITm	176.600	SI 003110962 0	cement production
12	CERTIUS HOLDING	CERR	15 Jan 2001	1.875.377 SITm	1.875.377	SI003111044 6	holding companies management
13	CETIS CELJE	CETG	10 Mar 1997	2.400 SITm	200.000	SI003110084 3	paper industry and graphics
14	CINKARNA CELJE	CICG	6 Mar 1998	4.874.862 SITm	812.477	SI003110380 5	metallurgic and chemical industry
15	CM CELJE	CEMG	1 Mar 2001	643.570 SITm	64.357	SI003110988 5	design, construction and reconstruction of roads, highways and other traffic areas
16	COLOR MEDVODE	COMG	15 Jan 1998	1.607.402 SITm	803.701	SI003110360 7	resin, colours and varnish industry
17	CREINA KRANJ	CRKG	21 Feb 2000	194.376 SITm	48.594	SI 003110915 8	production and wholesale of agricultural and industrial machines and gadgats
18	DADAS MARIBOR	DAD	16 Sep 1997	125.28 SITm	31.320	SI003110076 9	financial consultancy and services
19	DANA MIRNA	DMRG	7 June 1999	356.128 SITm	356.128	SI 003110520 6	secondary industry of fruit processing and production of alcohol and non-alcohol drinks
20	DOM SMREKA	DSMG	21 Sep 1999	406.199 SITm	406.199	SI 003110725 1	retail of construction material, heating and wood
21	DRAVINJSKI DOM SLOVENSKE KONJICE	DSKG	19 May 2000	216.56 SITm	216.560	SI 003110958 8	wholesale and retail of food and non-food products
22	DZS LJUBLJANA	DZS	12 May 1999	1.429.368 SITm	1.429.368	SI 003110527 1	publishing and trading
23	EGOLES ŠKOFJA LOKA	GKRG	17 Sep 1999	258.3 SITm	258.300	SI 003110714 5	forest management and sale of wood products
24	ELMO LJUBLJANA	IELG	22 Feb 2001	708 SITm	708.000	SI003111026 3	electrical installations
25	FRUCTAL AJDOVŠČINA	FRAG	6 Jan 1998	2.504.151 SITm	2.504.151	SI003110359 9	food-processing industry
26	GEA COLLEGE LJUBLJANA	GEAR	5 Jan 1995	147.885 SITm	147.885	SI003110080 1	consulting
27	GEA TOVARNA OLJA SLOV.BISTRICA	GSBG	30 June 1996	660.348 SITm	660.348	SI003110129 6	oil - producing industry
28	GRAD PRESTRANEK	GDPR	1 Feb 2000	345.88 SITm	43.235	SI 003110898 6	revitalisation and renewal of the Prestranek estate; catering and tourist activities; horse breeding
29	GRADIS GP LJUBLJANA	GLJG	12 July 1999	609.5 SITm	304.750	SI 003110393 8	construction
30	GRAND HOTEL UNION LJUBLJANA	GHUG	5 Jan 2000	1.814.613 SITm	1.814.613	SI 003110865 5	hotel industry
31	GORENJSKI TISK KRANJ	GTKG	19 Sep 1996	960.176 SITm	960.176	SI 003110119 7	graphics services
32	GORIŠKE OPEKARNE RENČE	GORG	8 Mar 1999	392.725 SITm	392.725	SI003110499 3	production of different clay brick products
33	GOZDNO GOSPODARSTVO BLEĐ	GGBG	27 Dec 1999	611.9 SITm	611.900	SI 003110737 6	forest management
34	GOZDNO GOSPODARSTVO POSTOJNA	GZPG	30 June 1999	489.52 SITm	489.520	SI 003110571 9	forest management and sale of wood products
35	HELIOS DOMŽALE	HDOG	19 Sep 1996	2.198.61 SITm	219.861	SI003110114 8	intermediary on fuel, mine sector
36	HIDROTEHNIK LJUBLJANA	VHLG	5 July 1999	330.034 SITm	330.034	SI 003110551 1	building industry and protection against flood damage
37	HIPOTEKARNA BANKA BREŽICE	HBR	14 Dec 1998	600 SITm	300.000	SI002110074 6	banking
38	HOTELI PALACE PORTOROŽ	PALG	7 Oct 1997	2.346.102 SITm	2.346.102	SI003110330 0	hotel industry
39	IMP ČRPALKE	ICRG	9 Sep 1998	333.034 SITm	333.034	SI003110434 0	production of pumps
40	INLES RIBNICA	IHPG	8 Oct 1999	1.111.050 SITm	555.525	SI 003110745 9	production of furniture
41	INTARA LJUBLJANA	INTR	5 Jan 1995	101 SITm	101.000	SI003110114 8	brokerage house
42	INTEGRAL JESENICE	INJG	14 Sep 1999	243.784 SITm	243.784	SI 003110708 7	merchandise and passenger transport, motor vehicle service and repairs
43	INTERTRADE ITA LJUBLJANA	INRG	20 Oct 1997	695.31 SITm	69.531	SI003110333 4	mechanical engineering representative
44	INTERTRADE ITS LJUBLJANA	ITSG	24 Apr 1998	1.260 SITm	1.260.000	SI003110394 6	information and computer service
45	INTES MARIBOR	IMTG	9 Mar 2000	549.982 SITm	549.982	SI 003110920 8	cereal processing and production of farinaceous food
46	IMP KLIMAT	KLLG	26 Apr 2002	353.9 SITm	353.900	SI 003111114 7	production of air conditioning equipment
47	JADRAN SEŽANA	JASG	23 Sep 1996	226.334 SITm	226.334	SI003110154 4	commerce industry
48	JATA LJUBLJANA	JMLG	23 Sep 1996	1.196.02 SITm	119.602	SI003110153 6	production and processing of poultry meat
49	JATA EMONA	JAMR	15 Jan 2002	3.197.534 SITm	3.197.534	SI003111109 7	production and retailing of poultry meat
50	JAVOR PIVKA	JPIG	13 Nov 2000	1.194.7 SITm	1.194.700	SI003110910 9	production of plywood, bound and layer wood, fibre and other slabs
51	JELEN SLOVENSKE KONJICE	JESG	29 Nov 1999	50.849 SITm	50.849	SI 003110430 8	restaurant & hotel capacities
52	JUTEKS ŽALEC	JTKG	2 Nov 1999	641.432 SITm	641.432	SI 003110786 3	carpet production on various linings
53	KEMA PUČONCI	KEPG	17 Dec 1998	217.346 SITm	217.346	SI 003110420 9	production of special buildingmaterials
54	KOVINOTEHNA CELJE	KCEG	17 Jul 1996 (5 Nov 2001 free market)	4.124.504 SITm	4.124.504	SI003110015 7	iron and nonferrous metals production - wholesale trade, retail trade
55	KLASJE CELJE	KLKG	2 July 1999	734.716 SITm	734.716	SI 003110548 7	bread, pastries and sweets production
56	KMETIJSKI KOMBINAT PTUJ	KMPG	27 Oct 1998	2.531.109 SITm	2.531.109	SI003110456 3	agriculture and meat products
57	KD HOLDING	KDHR	5 Feb 2001	7.399.752 SITm	924.969	SI003111046 1	holding companies management
58	KD INVESTMENTS	KDZR	3 Aug 1998	160 SITm	20.000	SI002110388 0	investments
59	KOMPAS HOTELI KRANJSKA GORA	KHKG	31 May 1996	1.627 SITm	162.700	SI003110052 0	tourism, hotel industry
60	KRONA HOLDING	KRHR	9 May 2002	1.287.121 SITm	1.287.121	SI002111124 8	holding companies management
61	KS-1 NALOŽBE	KSNR	10 Aug 2001	417.8783 SITm	4.178.783	SI002111089 3	holding companies management
62	KS - 4 NALOŽBE	K4NR	25 Apr 2002	1.525.271 SITm	1.525.271	SI 002111094 3	holding companies management
63	KOŠAKI TMI MARIBOR	TKMG	11 Oct 1999	432.36 SITm	43.236	SI 003110424 1	secondary meat industry and production of meat products
64	KRUH PECIVO MARIBOR	KPEG	2 July 1997	555.934 SITm	555.934	SI003110295 5	bread and pastries production
65	LESNINA EMMI SLOV.BISTRICA	LSBG	8 May 1996	684.037 SITm	684.037	SI003110035 5	aluminium and wood production
66	LESNINA	MILG	12 Jan 2002	2.906.81 SITm	76.495	SI003111116 2	wholesale and retail of furniture

## F2) FREE MARKET (3)

### COMMON SHARES

	Issuer	Trading code	First trading day	Nominal value of issue listed	Number of shares traded	Isin code	Sector
67	LIP BLEED	LLBG	12 Jan 2000	2,155.899 SITm	2,155,899	SI 003110871 3	wood manufacturing
68	LIV POSTOJNA	LIVG	16 Nov 1999	1,616 SITm	161,600	SI 003110796 2	production of vacuum cleaners, plastic tubes and fittings, bicycles, hydraulic elevators and concrete mixers
69	LIZ INŽENIRING LJUBLJANA	LIZG	11 Mar 1999	188,677 SITm	188,677	SI 003110371 4	consulting and engineering in object construction
70	MARINA PORTOROŽ	MAPG	19 Sep 1996	627,864 SITm	313,932	SI0031100587	nautical and hotel industry
71	OLJARICA KRANJ	MOKG	27 Jan 1999	704,04 SITm	70,404	SI 003110201 3	production of cooking oil
72	MEDALJON MARIBOR	MEDR	12 Oct 1999	1,734 SITm	1,734,000	SI 003110691 5	management of holding companies, business operations of own real estate and renting own real estate
73	MEDVŠEK PUŠNIK LJUBLJANA	MPL	12 Dec 1997	160 SITm	80,000	SI0021103245	financial consulting
74	MELAMIN KOČEVJE	MKOG	23 Sep 1996	466,489 SITm	466,489	SI003110201	chemical industry
75	MERCATA HOLDING	MEHR	30 Jan 2001	2,898,918 SITm	2,898,918	SI0031110065	holding companies management
76	MERCATA 1 HOLDING	MHLR	30 Jan 2001	2,693,249 SITm	2,693,249	SI0031110073	holding companies management
77	MESNA INDUSTRIJA PRIMORSKE	MIPG	19 June 2000	1,478,742 SITm	1,478,742	SI 003110969 5	meat processing industry; wholesale and retail trade with provisions
78	MITOL SEŽANA	MISG	15 May 1997	770,509 SITm	770,509	SI0031102716	production and sale of adhesive substances and resinous compound
79	MLADINSKA KNJIGA TISKARNA LJUBLJANA	MKTG	11 Oct 1999	1,039,54 SITm	103,954	SI 003110094 2	printing, publishing, retail and wholesale
80	MURALES LJUTOMER	MULG	2 Mar 2001	322,045 SITm	322,045	SI0031107780	production of wood furniture
81	MLAJ ZADOBROVA	MTZG	20 June 2001	67,062 SITm	67,062	SI0031110479	wood manufacturing
82	NAMA LJUBLJANA	NALG	20 Dec 1999	2,861,31 SITm	2,861,310	SI 003110269 0	retail trade and renting of business premises
83	NIKO ŽELEZNIKI	NKPG	17 Sep 1999	358,75 SITm	35,875	SI 003110717 8	office material, industrial paper-clips, electromagnets and other metal mechanisms production
84	NOVOLIT NOVA VAS	NNVG	6 Jan 1997	224,298 SITm	224,298	SI0031101684	production of building material used for construction elements
85	PINUS RAČE	PIRG	13 June 1996	1,482,03 SITm	148,203	SI0031100371	chemical industry
86	PLAMA PUR	POPG	6 Dec 1999	686,798 SITm	686,798	SI 003110822 6	production and refashioning of poliuretanic (plastic) foams
87	POM-INVEST	POIR	19 Oct 2001	2,241,983 SITm	2,241,983	SI0021110984	holding companies management
88	POTROŠNIK CELJE	POCG	12 Nov 1997	614,973 SITm	614,973	SI0031103425	retail trade
89	PULSAR HOLDING	PLHR	13 Aug 2001	939,319 SITm	939,319	SI0021110901	holding companies management
90	RAZVOJNA DRUŽBA LJUBLJANA	RDRO	5 Jan 1995	219,48 SITm	21,948	SI0031100751	consulting
91	RTC KRVAVEC	RKRG	17 Oct 1997	411,468 SITm	205,734	SI0031103284	transport of passengers, goods and various loads
92	RUDIS TRBOVLJE	RUTG	13 Sep 1996	516,996 SITm	516,996	SI0031100900	construction industry
93	SATURNUS AVTOOPREMA LJUBLJANA	SAAG	14 Apr 1997	966,122 SITm	483,061	SI0031102542	motorvehicles light equipment industry
94	SATURNUS EMBALAŽA LJUBLJANA	SELG	3 Nov 1997	840,64 SITm	84,064	SI0031103383	production of package
95	SAVINJA MOZIRJE	MSMG	21 Sep 1999	105,78 SITm	105,780	SI 003110685 7	retail of food and non-food provisions
96	SIJAJ HRASTNIK	SIHG	7 Oct 1999	268,8 SITm	26,880	SI 003110742 6	production of decorative lights and metal products
97	KD GROUP	SKDR	21 Dec 2000	198,352 SITm	99,176	SI0031110164	holding companies management
98	SLOVENIJALES LJUBLJANA	SLLG	8 May 1996	3,037,77 SITm	303,777	SI0031100405	commerce, engineering, representation
99	SVILA MARIBOR	SVMG	17 Jan 1997	1,263,478 SITm	1,263,478	SI0031102096	textile industry
100	SVILANIT KAMNIK	SKAG	14 Apr 1997	816,974 SITm	408,487	SI0031102450	textile industry
101	TEKSTINA AJDOVŠČINA	TEAG	12 Feb 1997	1,127,293 SITm	1,127,293	SI031102211	textile industry
102	TOPLICE DOBRNA	ZDDG	5 July 1999	682,01 SITm	682,010	SI031105396	medical services, tourist and hotel trade
103	TOSAMA DOMŽALE	TODG	13 Sep 1996	2,956,7 SITm	295,670	SI0031101361	sanitary material production
104	TOVARNA SLADKORJA ORMOŽ	TSOR	12 Apr 1996	4,971,63 SITm	497,163	SI0031100207	sugar production
105	TUS KO-SI SLOVENJ GRADEC	TUKG	9 Mar 2000	229,456 SITm	229,456	SI 003110924 0	production of non-woven materials
106	TUB SWATY MARIBOR	TUBG	30 Dec 1997	1,155,76 SITm	288,940	SI0031103441	production and trade of knife grinders
107	UNITAS LJUBLJANA	USLG	26 Nov 1998	145,115 SITm	145,115	SI0031104670	production of sanitary, water and gas fittings
108	UPIMO GROUP LJUBLJANA	UPGR	9 July 19997	215 SITm	215,000	SI0021102668	counseling services on trading and marketing and financial engineering
109	VALKARTON LOGATEC	VLOG	26 Jun 1997	852,097 SITm	852,097	SI0031102310	cardboard production
110	ZASAVSKI RAČUNSKI CENTER TRBOVLJE	ZRCG	27 Dec 1999	43,466 SITm	43,466	SI 003110856 4	consultancy engineering, electronic data processing, sale of software products
111	ZDRAVILIŠČE ROGAŠKA	RGS	11 Feb 1999	891,864 SITm	891,864	SI0031104894	health resort
112	ŽR - MONTER DRAVOGRAD	ZMDG	17 Sep 1999	275,835 SITm	275,835	SI 003110696 4	management of investment portfolios of subsidiaries

### PREFERRED SHARES

	Issuer	Trading code	First trading day	Nominal value of issue listed	Number of shares traded	Isin code	Sector
1	HIPOTEKARNA BANKA BREŽICE	HBP	14 Dec 1998	159 SITm	79,500	SI0021200074	banking
2	KOVINOTEHNA CELJE	KCEU	17 Jul 1996 (5 Nov 2001 free market)	527,955 SITm	527,955	SI 003120001 5	iron and nonferrous metals production - wholesale trade, retail trade
3	KD HOLDING	KDHP	18 July 2001	2,131,304 SITm	266,413	SI0031200502	holding companies management
4	PRIMOFIN MARIBOR	PFNP	22 Sep 1997	500 SITm	10,000	SI0031200106	financial consultancy
5	ZDRAVILIŠČE ROGAŠKA	RGP	11 Feb 1999	55,636 SITm	27,818	SI0031200288	health resort

## F2) FREE MARKET (4)

### AUTHORISED INVESTMENT FUNDS

	Issuer	Trading code	First trading day	Nominal value of issue listed	Number of shares traded	Isin code	Sector
1	ATENA PID	ATPR	17 June 2002	13,561.22 SITm		SI 002111093 5	authorised investment fund
2	PID AKTIVA AVANT I LJUBLJANA	AAPR	22 Aug 2001	2,952 SITm	29,520,040	SI 002111063 8	authorised investment fund
3	ARKADA ENA LJUBLJANA	AR1N	14 Dec 1998	6,640.61 SITm	66,406,092	SI 0021110579 4	authorised investment fund
4	CAPINVEST 2 LJUBLJANA	CAPN	24 Dec 1998	587.69 SITm	5,876,900	SI 0021110622 2	authorised investment fund
5	INFOND ZLAT MARIBOR	IZ0N	29 June 1998	33,685.47 SITm	336,854,710	SI 0021110586 9	authorised investment fund
6	KS - sklad 2	KS2N	2 Aug 1998	4,429.32 SITm	44,293,242	SI 0021110621 4	authorised investment fund
7	KS - SKLAD 4	K4SR	25 Apr 2002	4,163.38 SITm	41,633,800	SI 002111095 0	authorised investment fund
8	KRONA SENIOR	SN0N	8 Dec 1998	7,317.04 SITm	73,170,428	SI 0021110590 1	authorised investment fund
9	MAKSIMA 1 LJUBLJANA	MX1N	16 Nov 1998	21,664.62 SITm	216,646,243	SI 0021110593 5	authorised investment fund
10	MERCATA LJUBLJANA	MR0N	31 Aug 1998	2,892.39 SITm	28,923,982	SI 0021110598 4	authorised investment fund
11	MERCATA 1 LJUBLJANA	MR1N	31 Aug 1998	2,682.12 SITm	26,821,153	SI 0021110599 2	authorised investment fund
12	MODRA LINIJA KOPER	ML0N	7 Apr 1998	5,298.67 SITm	52,986,743	SI 0021110596 8	authorised investment fund
13	NACIONALNA FINANČNA DRUŽBA 1	NF1N	26 Oct 1998	15,833.01 SITm	160,580,300	SI 0021110600 8	authorised investment fund
14	NACIONALNA FINANČNA DRUŽBA 2	NF2N	2 July 1999	29,137.97 SITm	291,379,659	SI 0021110601 6	authorised investment fund
15	NIKA PID	NK0N	24 Apr 1998	3,257.47 SITm	32,574,698	SI 0021110602 4	authorised investment fund
16	NIKA PID 1	NK1N	24 Apr 1998	3,091.11 SITm	30,911,102	SI 0021110603 2	authorised investment fund
17	NIKA PID 2	NK2N	24 Apr 1998	1,255.59 SITm	12,555,868	SI 0021110604 0	authorised investment fund
18	PID KMEČKA DRUŽBA	KDPN	9 Feb 2001	9,591.36 SITm	95,913,558	SI 0021111023 2	authorised investment fund
19	ID KMEČKA DRUŽBA	KDIN	9 Feb 2001	9,204.61 SITm	92,046,145	SI 0021111023 2	authorised investment fund
20	PLOD LJUBLJANA	PD0N	24 Sep 1999	1,047.80 SITm	10,478,017	SI 0021110605 7	authorised investment fund
21	POMURSKA INV. DRUŽBA 1	PM1N	9 Nov 1998	3,592.39 SITm	35,923,940	SI 0021110606 5	authorised investment fund
22	POBLAŠČENA POMURSKA INV. DRUŽBA	PPIR	26 Oct 2001	2,296.74 SITm	22,967,400	SI 0021111099 2	authorised investment fund
23	SETEV LJUBLJANA	ST1N	24 Sep 1999	1,540.54 SITm	15,405,373	SI 0021110609 9	authorised investment fund
24	TRDNJAVA VELENJE	TR0N	14 June 1999	2,593.28 SITm	25,932,762	SI 0021110612 3	authorised investment fund
25	TRDNJAVA I VELENJE	TR1N	5 July 1999	891.79 SITm	8,917,902	SI 0021110613 1	authorised investment fund
26	TRGATEV LJUBLJANA	GT0N	24 Sep 1999	1,758.58 SITm	17,585,800	SI 0021110619 8	authorised investment fund
27	TRIGLAV STEBER I	TG1N	2 Nov 1998	14,545.89 SITm	147,487,470	SI 0021110610 7	authorised investment fund
28	TRIGLAV STEBER II	TG2N	14 June 1999	19,541.26 SITm	195,412,551	SI 0021110611 5	authorised investment fund
29	VIPA INVEST	VI0N	29 Jan 2002	10,426.81 SITm	104,268,115	SI 0021111121 4	authorised investment fund
30	VIZIJA DPB NOVO MESTO	VZ0N	29 June 1998	4,407.46 SITm	44,074,632	SI 0021110616 4	authorised investment fund
31	ZLATA MONETA I MARIBOR	ZM1N	31 Mar 1999	6,638.43 SITm	68,297,800	SI 0021110617 2	authorised investment fund
32	ZLATA MONETA II MARIBOR	ZM2N	31 Mar 1999	8,233.38 SITm	82,333,757	SI 0021110618 0	authorised investment fund
33	ZVON DVA MARIBOR	ZV2N	7 June 1999	14,122.47 SITm	141,224,712	SI 0021110592 7	authorised investment fund
34	ZVON ENA MARIBOR	ZV1N	7 Dec 1998	13,461.31 SITm	137,974,360	SI 0021110591 9	authorised investment fund

### PENSION COUPONS

	Issuer	Trading code	First trading day	Nominal value of issue listed	Number of shares traded	Isin code	Sector
1	PENSION COUPONS	PBON	1 Oct 1999	13,735.15 SITm	137,351,538	SI 002990032 9	creating supplementary pension means and invalid insurance