



MONTHLY STATISTICS

LJUBLJANA STOCK EXCHANGE

July 2002

Year VIII, No. 7/02

TURNOVER

Market	Turnover (in EURm)	Volume in pieces	Number of bargains
Official market	139,143,225	1,938,851	9,046
Shares	99,664,118	1,338,819	8,653
Bonds	39,479,107	600,032	393
Free market	37,710,099	73,722,142	18,799
Shares	8,629,109	989,210	4,043
Bonds	5,449,771	117,473	582
Authorised closed-end funds	22,656,151	68,072,928	11,901
Pension coupons	975,068	4,542,531	2,273
Short-term securities	0	0	0
Total	176,853,324	75,660,993	27,845

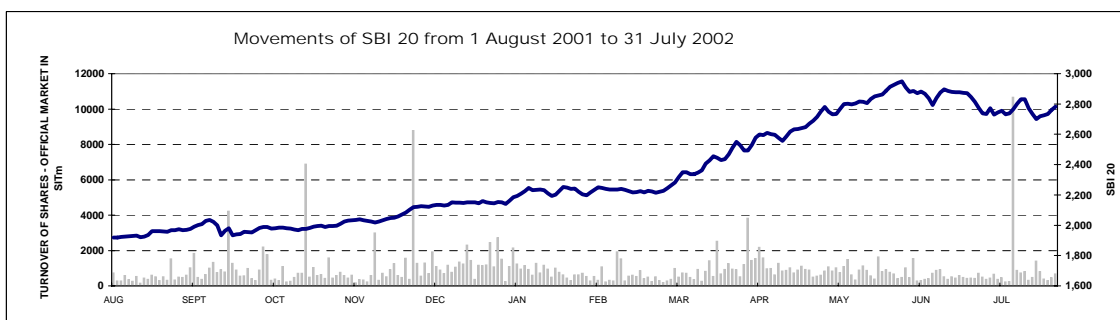
MARKET SIZE

Market	Market capitalisation (in EURm)	Number of securities	Number of issuers
Official market	5,686	107	55
Shares	3,668	38	37
Bonds	2,018	69	18
Free market	2,266	166	158
Shares	935	116	113
Bonds	381	15	11
Authorised closed-end funds	925	34	33
Pension coupons	25	1	1
Total	7,952	273	213
Short-term securities	-	12	1

NOMINAL RETURN

STOCK EXCHANGE INDICES	Nominal return in July 2002	Nominal return in Year 2002
Slovenian stock exchange index (SBI 20)	-3.08%	29.36%
Nonweighted slovenian stock exchange index (SBI 20NT)	13.32%	46.59%
Free market index (IPT)	-3.00%	23.25%
Investment fund index (PIX)	5.20%	29.66%
Bond index (BIO)	10.64%	54.57%

INDUSTRIAL SECTOR INDICES	Nominal return in July 2002	Nominal return in Year 2002
Food and beverages	1.55%	24.07%
Pharmaceuticals	1.75%	26.24%
Chemicals	33.20%	74.26%
Oil and gas	7.46%	48.03%
Transport	12.95%	54.31%
Trade	5.71%	28.60%





ISSUER

Ljubljana Stock Exchange Inc.
Slovenska 56
1000 Ljubljana

INFORMATIONS

E-mail:	info@ljse.si
Phone:	386 1 47-10-211 386 1 47-10-205
Contact persons:	Simon Mastnak, Ksenija Zver

STATISTICS ON WEB:

http://www.ljse.si/StrAng/Trading/Menu/tr_dpl.htm

Top Five Official Market
9.9.2002

Turnover in SIT	Value	ABS	%
LEVA	407.729.217		
KRKO	393.399.777		
RS42	106.007.400		
PET0	63.018.945		
MELR	46.471.682		

On line Indices
Market is open . 9. 9. 2002 12:43

Index	Value	ABS	%
SB20	3.276,52	-13,78	-0,42 ↓
IPT	2.391,19	15,85	0,67 ↑
PIX	2.471,77	-0,26	-0,33 ↓

News
August 26, 2002, Ljubljanska borza d.d., Ljubljana: New Records at Ljubljana Stock Exchange
August 23, 2002, Ljubljanska borza d.d., Ljubljana: Record-Breaking GB20 Index

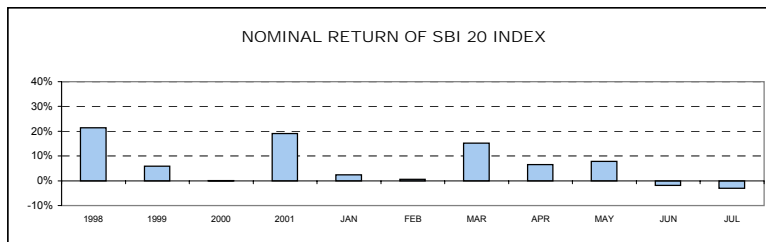
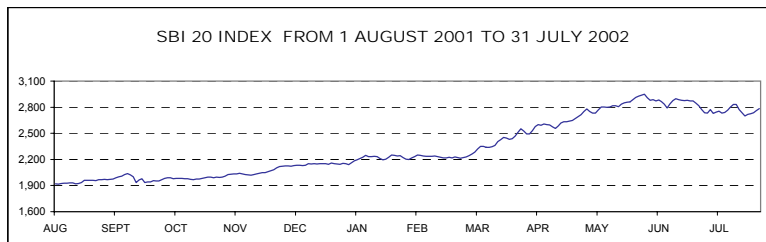
INDEX

	Page
A) STOCK EXCHANGE INDICES	1
B) NUMBER OF ISSUERS, TRADED SECURITIES AND MEMBERS	4
C) TURNOVER	5
C1) Monthly turnover by securities on official market	5
C2) Monthly turnover by securities on free market	7
C3) Most traded securities in last month	12
C4) Turnover by LJSE members	13
C5) Turnover in years 2001 and 2002	14
D) MARKET CAPITALISATION	16
D1) Market capitalisation of shares	17
D2) Market capitalisation of bonds	20
D3) Market capitalisation of investment funds	22
D4) Market capitalisation of pension coupons	22
E) OTHER	23
E1) Indicators (shares on official market)	23
E2) Record values	24
E3) New listed securities and changes in year 2002	25
F) LIST OF SECURITIES	26
F1) Official market	26
F2) Free market	28

A) STOCK EXCHANGE INDICES

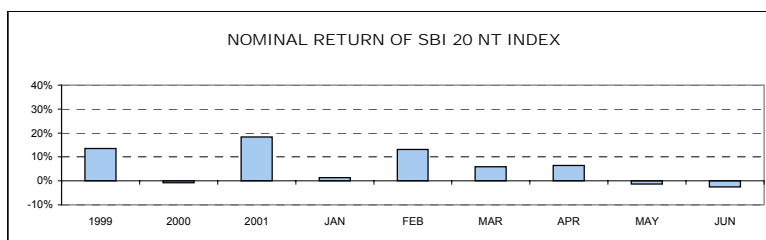
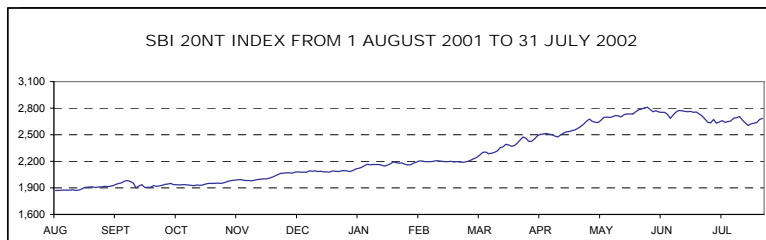
SBI 20 - SLOVENE STOCK EXCHANGE INDEX

Year	Max	Date	Min	Date	Close	Nominal return
1994	1,598.03	28 June 1994	1,131.23	21 Oct 1994	1,396.81	39.68%
1995	1,590.17	9 Nov 1995	1,016.99	13 July 1995	1,448.75	3.72%
1996	1,589.18	13 Mar 1996	891.93	10 Sept 1996	1,183.26	-18.33%
1997	1,655.36	10 Feb 1997	1,156.14	6 Jan 1997	1,404.70	18.71%
1998	2,026.47	10 Aug 1998	1,378.49	6 Jan 1998	1,705.77	21.43%
1999	1,981.87	19 Feb 1999	1,679.48	5 Jan 1999	1,806.26	5.89%
2000	1,903.66	24 Jan 2000	1,584.23	25 May 2000	1,807.94	0.09%
2001	2,159.35	19 Dec 2001	1,700.24	25 Apr 2001	2,151.59	19.01%
Year 2002	Max	Date	Min	Date	Close	Nominal return
January	2,251.87	24 Jan 2002	2,140.80	3 Jan 2002	2,202.96	2.39%
February	2,250.00	6 Feb 2002	2,197.68	1 Feb 2002	2,214.80	0.54%
March	2,550.55	29 Mar 2002	2,220.76	1 Mar 2002	2,550.55	15.16%
April	2,715.65	30 Apr 2002	2,492.27	4 Apr 2002	2,715.65	6.47%
May	2,927.11	31 May 2002	2,732.05	9 May 2002	2,927.11	7.79%
June	2,949.52	4 June 2002	2,792.31	14 June 2002	2,871.81	-1.89%
July	2,845.60	1 July 2002	2,699.82	24 July 2002	2,783.30	-3.08%



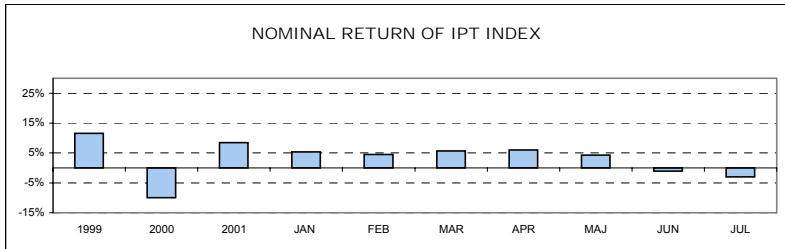
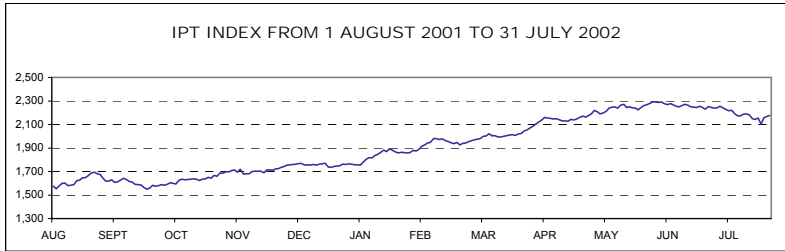
SBI 20NT - NON-WEIGHTED SLOVENE STOCK EXCHANGE INDEX

Year	Max	Date	Min	Date	Close	Nominal return
1998	1,706.07	10 Aug 1998	1,437.30	30 June 1998	1,568.87	n.a.
1999	1,871.02	8 Sept 1999	1,548.95	5 Jan 1999	1,782.03	13.59%
2000	1,841.63	25 Jan 2000	1,585.48	25 May 2000	1,769.15	-0.72%
2001	2,096.75	27 Dec 2001	1,661.96	9 May 2001	2,092.66	18.29%
Year 2002	Max	Date	Min	Date	Close	Nominal return
January	2,191.90	24 Jan 2002	2,082.58	3 Jan 2002	2,159.19	3.18%
February	2,207.69	15 Feb 2002	2,160.71	1 Feb 2002	2,188.24	1.35%
March	2,475.76	29 Mar 2002	2,193.11	1 Mar 2002	2,475.76	13.14%
April	2,620.90	30 Apr 2002	2,422.94	3 Apr 2002	2,620.90	5.86%
May	2,790.75	31 May 2002	2,638.73	10 May 2002	2,790.75	6.48%
June	2,812.53	4 June 2002	2,685.68	14 June 2002	2,755.00	-1.28%
July	2,735.45	1 Jul 2002	2,606.39	24 Jul 2002	2,684.34	-2.56%



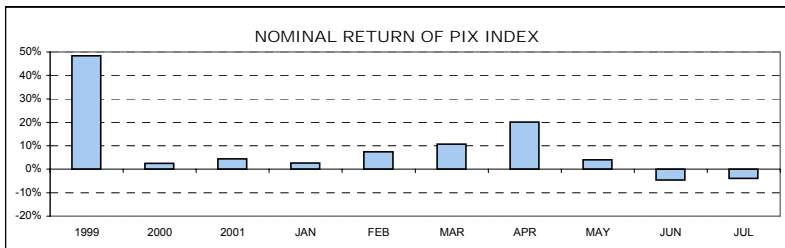
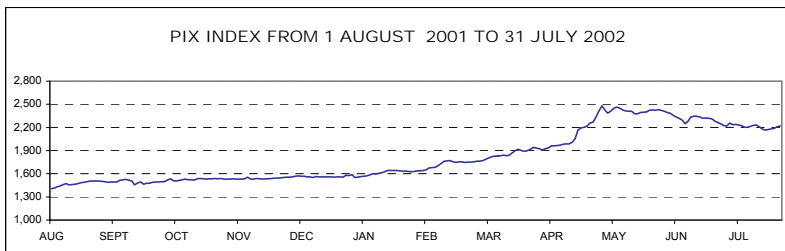
IPT - FREE MARKET INDEX

Year	Max	Date	Min	Date	Close	Nominal return
1998	1,795.31	11 Aug 1998	1,318.83	1 July 1998	1,618.99	n.a.
1999	1,806.98	30 Dec 1999	1,504.61	3 Aug 1999	1,806.98	11.61%
2000	1,772.76	24 Jan 2000	1,469.64	26 Oct 2000	1,627.44	-9.94%
2001	1,769.69	14 Dec 2001	1,415.06	23 May 2001	1,765.60	8.49%
Year 2001	Max	Date	Min	Date	Close	Nominal return
January	1,892.35	22 Jan 2002	1,753.43	8 Jan 2002	1,859.61	5.32%
February	1,980.90	14 Feb 2002	1,872.99	4 Feb 2002	1,943.48	4.51%
March	2,053.15	29 Mar 2002	1,953.70	1 Mar 2002	2,053.15	5.64%
April	2,175.30	30 Apr 2002	2,071.00	2 Apr 2002	2,175.30	5.95%
May	2,271.69	21 May 2002	2,190.34	6 May 2002	2,268.57	4.29%
June	2,293.04	4 June 2002	2,243.41	28 June 2002	2,243.41	-1.11%
July	2,255.49	8 Jul 2002	2,103.66	26 Jul 2002	2,176.10	-3.00%



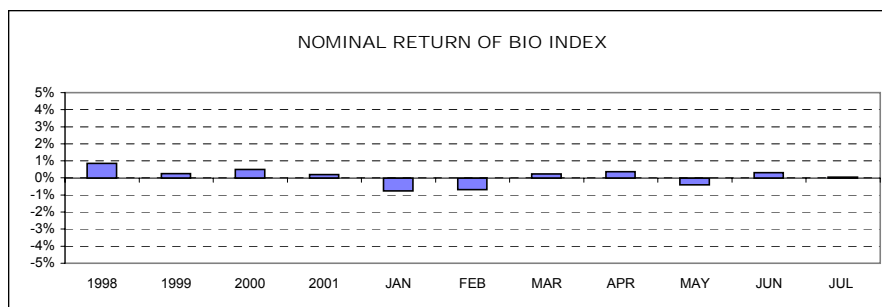
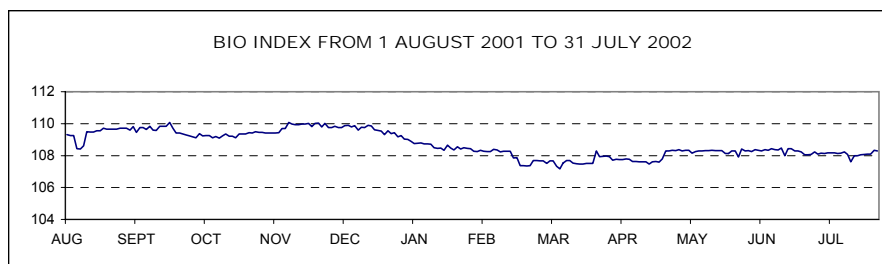
PIX - AUTHORISED INVESTMENT FUNDS INDEX

Year	Max	Date	Min	Date	Close	Nominal return
1999	1,633.77	8 Sep 1999	965.15	5 Jan 1999	1,483.50	48.35%
2000	1,572.13	17 Jan 2000	1,097.07	25 May 2000	1,520.79	2.51%
2001	1,588.02	28 Dec 2001	1,328.44	23 May 2001	1,588.02	4.42%
Year 2001	Max	Date	Min	Date	Close	Nominal return
January	1,644.33	21 Jan 2002	1,551.00	3 Jan 2002	1,630.72	2.69%
February	1,773.32	19 Feb 2002	1,636.69	1 Feb 2002	1,751.32	7.40%
March	1,773.32	29 Mar 2002	1,636.69	1 Mar 2002	1,751.32	7.40%
April	1,939.44	30 Apr 2002	1,755.84	4 Apr 2002	1,939.44	10.74%
May	2,479.30	7 May 2002	2,378.88	23 May 2002	2,421.87	3.96%
June	2,428.96	3 June 2002	2,248.30	14 June 2002	2,309.88	-4.62%
July	2,281.69	1 Jul 2002	2,163.67	24 Jul 2002	2,218.70	-3.95%



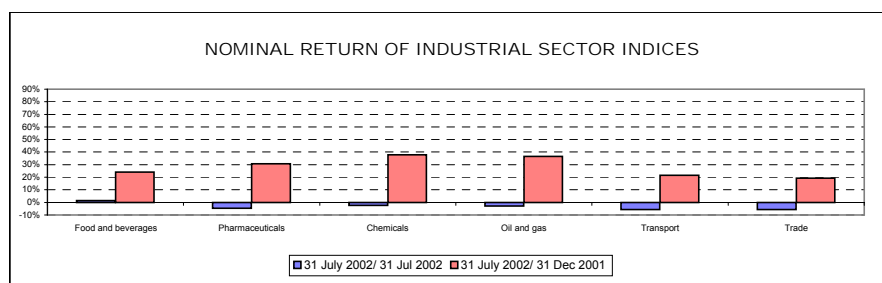
BIO - STOCK EXCHANGE BOND INDEX

Year	Max	Date	Min	Date	Close	Nominal return
1995	113.52	14 Dec 1995	100.46	5 July 1995	111.68	11.68%
1996	111.96	8 Jan 1996	106.61	28 June 1996	107.89	-3.39%
1997	110.97	8 Apr 1997	104.90	29 Jan 1997	107.31	-0.54%
1998	108.22	30 Dec 1998	101.68	25 May 1998	108.22	0.85%
1999	110.52	4 Feb 1999	104.53	16 Aug 1999	108.50	0.26%
2000	109.63	15 Dec 2000	103.96	9 June 2000	109.03	0.49%
2001	110.08	17 Sept 2001	107.81	21 Mar 2001	109.25	0.20%
Year 2001	Max	Date	Min	Date	Close	Nominal return
January	109.03	3 Jan 2002	108.33	21 Jan 2002	108.43	-0.75%
February	108.39	12 Feb 2002	107.34	26 Feb 2002	107.68	-0.69%
March	108.29	27 Mar 2002	107.17	12 Mar 2002	107.94	0.24%
April	108.34	30 Apr 2002	107.47	19 Apr 2002	108.34	0.37%
May	108.37	7 May 2002	107.90	31 May 2002	107.90	-0.41%
June	108.47	19 June 2002	107.98	20 June 2002	108.23	0.31%
July	108.34	30 Jul 2002	107.60	19 Jul 2002	108.29	0.06%



INDUSTRIAL SECTOR INDICES

SECTOR	Value as of 31 July 2002	Nominal return		
		31 July 2002/ 31 Jul 2002	31 July 2002/ 31 Dec 2001	31 July 2002/ 31 July 2001
Food and beverages	2,698.64	1.55%	24.07%	60.07%
Pharmaceuticals	2,773.43	-4.54%	30.83%	33.95%
Chemicals	2,579.90	-2.49%	37.76%	43.18%
Oil and gas	3,524.49	-2.76%	36.62%	56.67%
Transport	2,484.50	-5.75%	21.65%	43.73%
Trade	2,115.75	-5.74%	19.37%	35.93%



B) NUMBER OF ISSUERS, TRADED SECURITIES AND
MEMBERS

	31 Dec 2000	31 Dec 2001	30 June 2002	31 July 2002
NUMBER OF ISSUERS	225	231	214	218
Official market	58	60	55	57
Shares	38	40	37	38
Bonds	20	20	18	19
Free market	167	171	159	161
Shares	111	114	114	112
Bonds	11	12	11	11
Authorised closed-end funds	1	1	33	1
Pension coupons	1	1	1	1
	31 Dec 2000	31 Dec 2001	30 June 2002	31 July 2002
NUMBER OF SECURITIES	94	99	273	104
Official market	40	42	106	39
Shares	54	57	38	65
Bonds	173	177	68	169
Free market	114	117	167	116
Shares	14	15	117	15
Bonds	44	44	15	37
Authorised closed-end funds	8	10	34	12
Pension coupons	176	180	1	162
Short term securities	33	35	10	32
	31 Dec 2000	31 Dec 2001	30 June 2002	31 July 2002
NUMBER OF MEMBERS	44	44	38	36

C) TURNOVER

C1) TURNOVER BY SECURITIES ON OFFICIAL MARKET IN JULY 2002

1. Shares

Issue	Total (in SIT)	Total (in EUR)	Block trades (in SIT)	Cross trades (in SIT)	Share in total turnover on official market	Share in turnover of shares	Volume in pieces	Number of bargains
Total shares	24,631,497,233	108,285,836	4,020,657,289	3,960,800,682	84.68%	100.00%	1,449,577	11,978
Common shares	24,559,265,290	107,968,189	4,020,657,289	3,933,639,821	84.44%	99.71%	1,448,154	11,924
1 KRKA	6,862,402,735	30,157,126	186,080,000	509,708,481	23.59%	27.86%	164,940	3,083
2 LEK	6,258,757,937	27,513,048	1,590,407,688	253,436,815	21.52%	25.41%	85,677	1,905
3 MERCATOR	3,010,919,721	13,242,230	998,307,840	753,654,580	10.35%	12.22%	138,342	1,211
4 PETROL	1,644,445,581	7,229,195	32,300,000	303,790,392	5.65%	6.68%	47,321	1,253
5 ETOL	1,185,173,037	5,212,258	514,527,761	619,672,823	4.07%	4.81%	44,549	51
6 GORENJE	973,090,559	4,277,307	32,400,000	158,092,555	3.35%	3.95%	245,202	1,017
7 SAVA	874,779,866	3,849,475	0	696,038,782	3.01%	3.55%	36,099	272
8 PIVOVARNA LAŠKO	729,358,671	3,209,945	335,000,000	48,773,448	2.51%	2.96%	113,239	500
9 LUKA KOPER	510,734,094	2,244,634	0	251,328,569	1.76%	2.07%	111,963	371
10 INTEREUROPA	412,284,114	1,812,606	66,400,000	97,869,978	1.42%	1.67%	81,043	304
11 MERKUR	339,806,990	1,493,775	0	14,971,444	1.17%	1.38%	16,423	252
12 ŽITO	284,944,870	1,253,046	65,259,000	4,070,109	0.98%	1.16%	10,326	217
13 PIVOVARNA UNION	243,610,382	1,070,939	135,400,000	2,570,811	0.84%	0.99%	2,719	125
14 KOMPAS MTS	216,335,761	950,800	0	34,156,577	0.74%	0.88%	164,396	61
15 KOLINSKA	180,361,648	792,862	0	31,050,231	0.62%	0.73%	34,596	225
16 TERME 3000	147,840,652	649,955	0	31,305,645	0.51%	0.60%	66,960	198
17 DROGA PORTOROŽ	136,668,274	601,119	0	70,717,467	0.47%	0.55%	2,192	76
18 SALUS - SERIJA B	115,304,413	506,947	64,575,000	3,294,000	0.40%	0.47%	1,518	59
19 ISTRABENZ	109,939,764	483,352	0	13,638,213	0.38%	0.45%	15,697	277
20 DELO	92,937,718	408,426	0	168,104	0.32%	0.38%	4,668	51
21 DELO PRODAJA	82,119,624	360,977	0	3,639,006	0.28%	0.33%	14,659	59
22 ŽVILA KRANJ	43,752,810	192,336	0	10,806,875	0.15%	0.18%	2,546	104
23 COMET	26,482,340	116,362	0	1,162,600	0.09%	0.11%	10,689	19
24 AERODROM	25,552,815	112,332	0	1,086,843	0.09%	0.10%	6,973	52
25 RADENSKA	15,902,038	69,939	0	2,944,200	0.05%	0.06%	10,896	75
26 EMONA OBALA KOPER	12,081,268	53,094	0	1,454,833	0.04%	0.05%	5,355	50
27 MLINOTEST	9,364,833	41,166	0	4,534,307	0.03%	0.04%	5,618	28
28 GRADB.PODJETJE GROSUPLJE	8,873,901	39,026	0	8,542,900	0.03%	0.04%	1,740	6
29 GEODETSKI ZAVOD SLOVENIJE	2,615,603	11,493	0	913,185	0.01%	0.01%	1,292	5
30 BANKA KOPER	1,953,260	8,591	0	0	0.01%	0.01%	40	10
31 KOLONIALE VELETRGOVINA	591,963	2,605	0	0	0.00%	0.00%	440	5
32 TEHNOUNION	276,500	1,216	0	244,500	0.00%	0.00%	34	2
33 NIKA	1,548	7	0	1,548	0.00%	0.00%	2	1
34 TERME ČATEŽ IMENSKE	0	0	0	0	0.00%	0.00%	0	0
35 BLAGOV.TRGOVINSKI CENTER BTC	0	0	0	0	0.00%	0.00%	0	0
Preferred shares	72,231,943	317,647	0	27,160,861	0.25%	0.29%	1,423	54
1 LEK	70,378,380	309,502	0	27,072,463	0.24%	0.29%	1,066	46
2 PROBANKA	1,853,563	8,145	0	88,398	0.01%	0.01%	357	8
3 VIPA BANKA	0	0	0	0	0.00%	0.00%	0	0

2. Bonds

Issue	Total (in SIT)	Total (in EUR)	Block trades (in SIT)	Cross trades (in SIT)	Share in total turnover on official market	Share in turnover of bonds	Volume in pieces	Number of bargains
Total bonds	4,454,619,477	19,598,587	3,122,658,279	648,718,270	15.32%	100.00%	249,042	257
1 REPUBLIKA SLOVENIJA 32 nd issue	1,419,896,178	6,248,004	1,132,533,171	70,152,708	4.88%	31.87%	62,211	23
2 REPUBLIKA SLOVENIJA 38 th issue	932,730,773	4,102,464	812,211,303	38,905,101	3.21%	20.94%	40,718	36
3 REPUBLIKA SLOVENIJA 29 th issue	589,101,919	2,591,708	323,394,769	16,585,223	2.03%	13.22%	25,792	23
4 REPUBLIKA SLOVENIJA 42 nd issue	457,195,100	2,012,622	412,178,210	41,717,190	1.57%	10.26%	45,789	17
5 REPUBLIKA SLOVENIJA 15 th issue, I series	252,681,070	1,112,700	250,342,022	2,339,048	0.87%	5.67%	1,312	4
6 REPUBLIKA SLOVENIJA 4 th issue	212,470,000	934,868	0	212,470,000	0.73%	4.77%	20,628	5
7 REPUBLIKA SLOVENIJA 40 th issue	104,452,500	459,264	65,401,500	38,635,000	0.36%	2.34%	10,210	6
8 REPUBLIKA SLOVENIJA 33 rd issue	92,203,763	404,942	92,203,763	0	0.32%	2.07%	600	1
9 BANKA CELJE 3 rd issue	68,701,317	301,800	34,393,541	34,307,775	0.24%	1.54%	3,000	2
10 REPUBLIKA SLOVENIJA 4 th issue	55,734,249	245,017	0	5,213,586	0.19%	1.25%	629	44
11 REPUBLIKA SLOVENIJA 14 th issue	33,630,806	147,785	0	32,486,193	0.12%	0.75%	3,281	10
12 SLOVENSKA RAZVOJNA DRUŽBA	32,298,556	142,050	0	1,492,427	0.11%	0.73%	281	11
13 BTC HIPOTEKARNE OBVEZNICE	28,995,951	127,622	0	0	0.10%	0.65%	2,862	13
14 PROBANKA 1 st issue	28,097,083	123,600	0	28,097,083	0.10%	0.63%	18,178	3
15 REPUBLIKA SLOVENIJA 25 th issue	26,075,365	114,793	0	26,075,365	0.09%	0.59%	2,523	4
16 REPUBLIKA SLOVENIJA 10 th issue	24,769,585	108,926	0	19,374,282	0.09%	0.56%	3,162	7
17 REPUBLIKA SLOVENIJA 20 th issue	19,330,626	84,978	0	18,335,300	0.07%	0.43%	1,908	5
18 REPUBLIKA SLOVENIJA 24 th issue	18,483,600	81,369	0	18,198,000	0.06%	0.41%	1,828	3
19 REPUBLIKA SLOVENIJA 27 th issue	18,206,600	80,041	0	17,061,600	0.06%	0.41%	1,664	5
20 REPUBLIKA SLOVENIJA 37 th issue	12,336,080	54,231	0	12,336,080	0.04%	0.28%	1,213	6
21 REPUBLIKA SLOVENIJA 26 th issue	9,325,918	41,054	0	0	0.03%	0.21%	409	6
22 REPUBLIKA SLOVENIJA 28 th issue	3,820,410	16,797	0	3,820,410	0.01%	0.09%	374	1
23 NLB 2 nd issue, B series	2,953,344	12,999	0	2,953,344	0.01%	0.07%	26	3
24 ABANKA 4 th issue	2,463,411	10,841	0	2,463,411	0.01%	0.06%	108	2
25 NLB 3 rd issue	1,817,418	7,999	0	1,817,418	0.01%	0.04%	8	2
26 STANOVANJSKI SKLAD 2 nd issue	1,785,132	7,852	0	1,785,132	0.01%	0.04%	18	1
27 REPUBLIKA SLOVENIJA 15 th issue, H series	1,354,886	5,958	0	1,354,886	0.00%	0.03%	7	1
28 REPUBLIKA SLOVENIJA 22 nd issue	1,133,000	4,983	0	0	0.00%	0.03%	110	1
29 REPUBLIKA SLOVENIJA 17 th issue	824,000	3,622	0	0	0.00%	0.02%	80	1
30 REPUBLIKA SLOVENIJA 19 th issue	676,700	2,973	0	0	0.00%	0.02%	67	3
31 BANKA ZASAVJE OBVEZNICE 2 nd issue	342,429	1,505	0	0	0.00%	0.01%	6	3
32 REPUBLIKA SLOVENIJA 35 th issue	249,600	1,098	0	249,600	0.00%	0.01%	24	1
33 DOLENJSKA BANKA DEVIZNE	232,222	1,023	0	232,222	0.00%	0.01%	4	1
34 HOTELI BERNARDIN	108,513	477	0	108,513	0.00%	0.00%	1	1
35 REPUBLIKA SLOVENIJA 31 st issue	95,850	422	0	95,850	0.00%	0.00%	9	1
36 REPUBLIKA SLOVENIJA 18 th issue	45,523	200	0	45,523	0.00%	0.00%	2	1
37 ABANKA 1 st issue	0	0	0	0	0.00%	0.00%	0	0
38 ABANKA 3 rd issue	0	0	0	0	0.00%	0.00%	0	0
39 ABANKA 5 th issue	0	0	0	0	0.00%	0.00%	0	0
40 BANKA CELJE 4 th issue	0	0	0	0	0.00%	0.00%	0	0
41 BANKA CELJE 5 th issue	0	0	0	0	0.00%	0.00%	0	0
42 BANKA VIPA 2 nd issue	0	0	0	0	0.00%	0.00%	0	0
43 BANKA VIPA 3 rd issue	0	0	0	0	0.00%	0.00%	0	0
44 BANKA VIPA 4 th issue	0	0	0	0	0.00%	0.00%	0	0
45 BANKA VIPA 5 th issue	0	0	0	0	0.00%	0.00%	0	0
46 BANKA VIPA 6 th issue	0	0	0	0	0.00%	0.00%	0	0
47 BANKA VIPA 7 th issue	0	0	0	0	0.00%	0.00%	0	0
48 DOLENJSKA BANKA TOLARSKE	0	0	0	0	0.00%	0.00%	0	0
49 KREKOVA BANKA 2 nd issue	0	0	0	0	0.00%	0.00%	0	0
50 NFD INVESTICIJSKO SVETOVANJE	0	0	0	0	0.00%	0.00%	0	0
51 NLB 2 nd issue, A series	0	0	0	0	0.00%	0.00%	0	0
52 NOVA KBM 1 st issue	0	0	0	0	0.00%	0.00%	0	0
53 NOVA KBM 2 nd issue	0	0	0	0	0.00%	0.00%	0	0
54 NOVA KBM 3 rd issue, A series	0	0	0	0	0.00%	0.00%	0	0
55 NOVA KBM 3 rd issue, B series	0	0	0	0	0.00%	0.00%	0	0
56 PROBANKA 2 nd issue	0	0	0	0	0.00%	0.00%	0	0
57 REPUBLIKA SLOVENIJA 13 th issue	0	0	0	0	0.00%	0.00%	0	0
58 REPUBLIKA SLOVENIJA 15 th issue, E series	0	0	0	0	0.00%	0.00%	0	0
59 REPUBLIKA SLOVENIJA 16 th issue	0	0	0	0	0.00%	0.00%	0	0
60 REPUBLIKA SLOVENIJA 23 rd issue	0	0	0	0	0.00%	0.00%	0	0
61 REPUBLIKA SLOVENIJA 34 th issue	0	0	0	0	0.00%	0.00%	0	0
62 REPUBLIKA SLOVENIJA 36 th issue	0	0	0	0	0.00%	0.00%	0	0
63 REPUBLIKA SLOVENIJA 8 th issue	0	0	0	0	0.00%	0.00%	0	0
64 RS08 TAX FREE BOND	0	0	0	0	0.00%	0.00%	0	0
65 SKB OBVEZNICE 3 rd issue	0	0	0	0	0.00%	0.00%	0	0
66 SKB OBVEZNICE 4 th issue, A series	0	0	0	0	0.00%	0.00%	0	0
67 SKB OBVEZNICE 4 th issue, B series	0	0	0	0	0.00%	0.00%	0	0
68 SL ZADR.KMET.BANKA	0	0	0	0	0.00%	0.00%	0	0
69 SL_ZADR_KMET_BANKA 3 rd issue	0	0	0	0	0.00%	0.00%	0	0
70 STANOVANJSKI SKLAD RS 1 st issue	0	0	0	0	0.00%	0.00%	0	0
Total official market	29,086,116,710	127,884,423	7,143,315,568	4,609,518,952	100.00%	-	1,698,619	12,235

1. Shares (2)

Issue	Total (in SIT)	Total (in EUR)	Block trades (in SIT)	Cross trades (in SIT)	Share in total turnover on free market	Share in turnover of shares	Volume in pieces	Number of bargains
71 POTROŠNIK	276,125	1,214	0	0	0.00%	0.01%	251	1
72 TUB SWATY	265,000	1,165	0	0	0.00%	0.01%	34	2
73 SVILA	131,980	581	0	0	0.00%	0.01%	1,400	2
74 KRUH-PECIVO	96,000	423	0	0	0.00%	0.00%	96	1
75 GEA COLLEGE	42,196	185	0	40,996	0.00%	0.00%	42	2
76 SATURNUS AVTOOPREMA	27,000	119	0	0	0.00%	0.00%	6	2
77 SAVINJA MOZIRJE	0	0	0	0	0.00%	0.00%	0	0
78 JELEN	0	0	0	0	0.00%	0.00%	0	0
79 MITOL	0	0	0	0	0.00%	0.00%	0	0
80 RUDIS	0	0	0	0	0.00%	0.00%	0	0
81 AKTIVA AVANT	0	0	0	0	0.00%	0.00%	0	0
82 AVANT HOLDING	0	0	0	0	0.00%	0.00%	0	0
83 MLAJ	0	0	0	0	0.00%	0.00%	0	0
84 SIJAJ HRASTNIK	0	0	0	0	0.00%	0.00%	0	0
85 AKTIVA FIN	0	0	0	0	0.00%	0.00%	0	0
86 RAZVOJNA DRUŽBA	0	0	0	0	0.00%	0.00%	0	0
87 INTARA	0	0	0	0	0.00%	0.00%	0	0
88 MK TISKARNA	0	0	0	0	0.00%	0.00%	0	0
89 INTERTRADE ITA	0	0	0	0	0.00%	0.00%	0	0
90 GOZDNO GOSPODARSTVO POSTOJNA	0	0	0	0	0.00%	0.00%	0	0
91 CM CELJE	0	0	0	0	0.00%	0.00%	0	0
92 OLJARICA	0	0	0	0	0.00%	0.00%	0	0
93 GRAD PRESTRANEK	0	0	0	0	0.00%	0.00%	0	0
94 UPIMO GROUP	0	0	0	0	0.00%	0.00%	0	0
95 ZASAVSKI RAČUNSKI CENTER	0	0	0	0	0.00%	0.00%	0	0
96 HIPOTEKARNA BANKA	0	0	0	0	0.00%	0.00%	0	0
97 JADRAN	0	0	0	0	0.00%	0.00%	0	0
98 CEMENTARNA TRBOVLJE	0	0	0	0	0.00%	0.00%	0	0
99 KOŠAKI TMI MARIBOR	0	0	0	0	0.00%	0.00%	0	0
100 TUS KO-SI	0	0	0	0	0.00%	0.00%	0	0
101 KD INVESTMENTS	0	0	0	0	0.00%	0.00%	0	0
102 DRAVINJSKI DOM	0	0	0	0	0.00%	0.00%	0	0
103 DADAS	0	0	0	0	0.00%	0.00%	0	0
104 CERTIUS HOLDING	0	0	0	0	0.00%	0.00%	0	0
105 TOPLICE DOBRNA	0	0	0	0	0.00%	0.00%	0	0
106 RTC KRVAVEC IMENSKE	0	0	0	0	0.00%	0.00%	0	0
107 KOVINOTEHNA	0	0	0	0	0.00%	0.00%	0	0
108 VALKARTON	0	0	0	0	0.00%	0.00%	0	0
109 TOVARNA SLADKORJA ORMOŽ	0	0	0	0	0.00%	0.00%	0	0
110 NOVOLIT	0	0	0	0	0.00%	0.00%	0	0
111 DOM SMREKA	0	0	0	0	0.00%	0.00%	0	0
112 GORIŠKE OPEKARNE	0	0	0	0	0.00%	0.00%	0	0
Preferred shares	160,138,260	704,001	0	153,522,726	1.76%	7.56%	27,717	164
1 KD HOLDING	160,138,260	704,001	0	153,522,726	1.76%	7.56%	27,717	164
2 HIPOTEKARNA BANKA	0	0	0	0	0.00%	0.00%	0	0
3 KOVINOTEHNA	0	0	0	0	0.00%	0.00%	0	0
4 PRIMOFIN	0	0	0	0	0.00%	0.00%	0	0
5 ZDRAVILIŠČE ROGAŠKA	0	0	0	0	0.00%	0.00%	0	0

2. Bonds

Issue	Total (in SIT)	Total (in EUR)	Block trades (in SIT)	Cross trades (in SIT)	Share in total turnover on free market	Share in turnover of bonds	Volume in pieces	Number of bargains
Bonds	2,035,100,358	8,950,930	872,936,400	420,181,861	22.43%	100.00%	347,792	522
1 SLOV. ODŠKODNINSKA DRUŽBA 2 nd issue	1,844,425,524	8,112,410	872,936,400	230,118,127	20.33%	90.63%	176,920	514
2 NAMA	172,703,604	759,473	0	172,092,504	1.90%	8.49%	170,021	5
3 PROBANKA 4 th issue	14,278,209	62,811	0	14,278,209	0.16%	0.70%	630	1
4 KD INVESTMENTS 1 st issue	2,496,736	10,980	0	2,496,736	0.03%	0.12%	209	1
5 STANOVANJSKI SKLAD 3 rd issue	1,196,285	5,256	0	1,196,285	0.01%	0.06%	12	1
6 AUTOCOMMERCE 1 st issue	0	0	0	0	0.00%	0.00%	0	0
7 BANKA KOPER 3 rd issue	0	0	0	0	0.00%	0.00%	0	0
8 BANKA KOPER 4 th issue	0	0	0	0	0.00%	0.00%	0	0
9 BORZNA DR. POTEZA OBVEZNICE 2 nd issue	0	0	0	0	0.00%	0.00%	0	0
10 OBČINA ŠMARJE	0	0	0	0	0.00%	0.00%	0	0
11 PROBANKA 5 th issue	0	0	0	0	0.00%	0.00%	0	0
12 SI.MOBIL 1 st issue	0	0	0	0	0.00%	0.00%	0	0
13 SIP STROJNA INDUSTRIJA 1 st issue, A series	0	0	0	0	0.00%	0.00%	0	0
14 SIP STROJNA INDUSTRIJA 1 st issue, B series	0	0	0	0	0.00%	0.00%	0	0
15 UBK KONVERTIBILNE	0	0	0	0	0.00%	0.00%	0	0
16 VIPA	0	0	0	0	0.00%	0.00%	0	0
Total free market (shares and bonds)	4,152,043,022	18,259,202	1,332,470,240	1,318,136,250	45.76%	-	1,188,404	3,246

3. Investment funds

Issue	Total (in SIT)	Total (in EUR)	Block trades (in SIT)	Cross trades (in SIT)	Share in total turnover on free market	Share in turnover of investment funds	Volume in pieces	Number of bargains
Total investment funds	4,806,568,674	21,140,465	20,623,170	2,315,923,860	52.97%	100.00%	49,809,813	10,478
1 Closed-end funds	2,292,541,632	10,086,495	9,836,290	1,414,881,996	25.27%	47.70%	14,259,478	2,775
2 Authorised closed-end funds	2,514,027,042	11,053,970	10,786,880	901,041,864	27.71%	52.30%	35,550,335	7,703

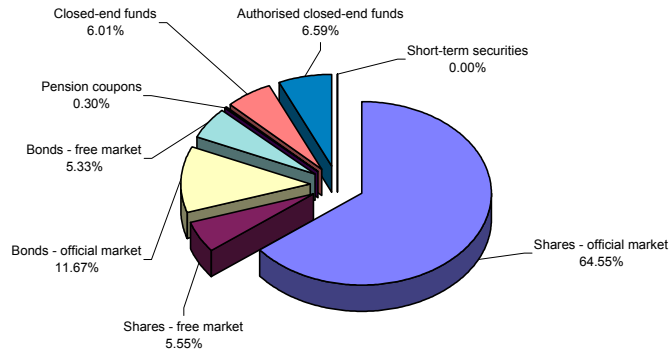
3.1. Closed-end funds

Issue	Total (in SIT)	Total (in EUR)	Block trades (in SIT)	Cross trades (in SIT)	Share in total turnover on free market	Share in turnover of closed-end funds	Volume in pieces	Number of bargains
Total closed-end funds	2,292,541,632	10,086,495	1,414,881,996	96,101,900	25.27%	100.00%	14,259,478	2,775
1 TRIGLAV STEBER 1	1,323,941,459	5,826,095	993,831,525	42,564,875	14.59%	57.75%	7,466,814	1,027
2 NFD 1	834,745,817	3,671,968	421,050,471	35,116,339	9.20%	36.41%	5,710,376	991
3 ID KD	133,854,356	588,432	0	18,420,686	1.48%	5.84%	1,082,288	757

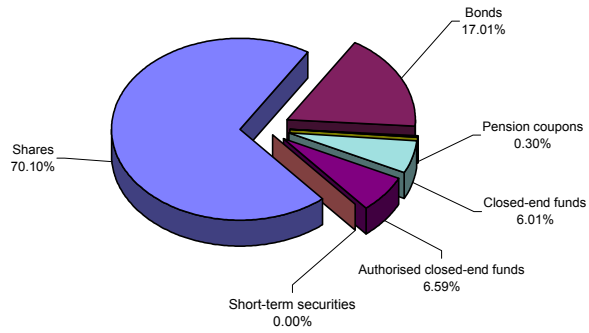
3.2. Authorised closed-end funds

Issue	Total (in SIT)	Total (in EUR)	Block trades (in SIT)	Cross trades (in SIT)	Share in total turnover on free market	Share in turnover of auth. closed-end funds	Volume in pieces	Number of bargains
Total authorised closed-end funds	2,514,027,042	11,053,970	901,041,864	279,814,627	27.71%	100.00%	35,550,335	7,703
1 ZVON DVA	439,612,840	1,932,099	409,402,215	3,256,188	27.71%	17.49%	9,360,967	504
2 MAKSIMA 1	437,164,211	1,921,546	187,361,707	42,863,220	4.84%	17.39%	5,387,658	762
3 ZLATA MONETA 1	410,014,209	1,803,294	62,039,841	56,069,510	4.82%	16.31%	2,826,418	646
4 ZVON ENA	262,203,154	1,152,558	52,151,040	27,981,199	4.52%	10.43%	2,189,121	608
5 POMURSKA INV. DRUŽBA 1	218,126,887	959,756	122,225,925	15,592,973	2.89%	8.68%	1,427,314	192
6 NFD 2	129,020,349	567,202	0	6,470,472	2.40%	5.13%	2,972,071	988
7 TRIGLAV STEBER II	118,226,901	519,981	36,250,586	4,485,587	1.42%	4.70%	2,715,721	753
8 KRONA SENIOR	117,644,423	517,096	0	53,475,762	1.30%	4.68%	1,661,879	286
9 INFOND ZLAT	67,856,275	298,625	0	17,974,627	1.30%	2.70%	902,309	374
10 MERCATA	62,782,535	276,367	31,610,550	21,959,160	0.75%	2.50%	1,288,550	110
11 PID VIPA INVEST	48,357,383	212,661	0	1,024,542	0.69%	1.92%	598,842	89
12 ATENA PID	37,237,771	163,779	0	3,972,600	0.53%	1.48%	662,721	257
13 VIZIJA DPB	34,590,465	152,147	0	0	0.41%	1.38%	532,161	211
14 MODRA LINIJA	31,338,879	137,787	0	8,738,370	0.38%	1.25%	300,802	161
15 PID KD	29,243,284	128,576	0	7,102,002	0.35%	1.16%	844,424	634
16 ZLATA MONETA II	24,128,891	106,081	0	1,983,325	0.32%	0.96%	661,901	300
17 ARKADA ENA	12,124,472	53,324	0	1,014,757	0.27%	0.48%	232,121	130
18 POOBLAŠČENA POMURSKA INV. DRUŽBA	7,386,211	32,488	0	2,354,038	0.13%	0.29%	223,926	170
19 KS-sklad 2	5,328,784	23,438	0	1,317,649	0.08%	0.21%	121,379	69
20 NIKA	4,623,250	20,335	0	303,515	0.06%	0.18%	109,162	62
21 MERCATA 1	2,800,899	12,318	0	434,198	0.05%	0.11%	74,677	82
22 KS - SKLAD 4	2,388,143	10,501	0	506,502	0.03%	0.09%	64,693	80
23 TRDNJAVA	2,331,100	10,252	0	721,274	0.03%	0.09%	87,309	45
24 NIKA 2	1,967,061	8,650	0	0	0.03%	0.08%	66,244	42
25 TRGATEV	1,712,069	7,530	0	0	0.02%	0.07%	56,605	30
26 NIKA 1	1,677,277	7,377	0	27,605	0.02%	0.07%	50,778	33
27 SETEV	1,215,079	5,342	0	61,180	0.02%	0.05%	37,920	17
28 PLOD	974,042	4,283	0	28,294	0.01%	0.04%	32,320	15
29 TRDNJAVA I	767,797	3,377	0	6,100	0.01%	0.03%	26,132	25
30 CAPINVEST 2	723,137	3,180	0	68,985	0.01%	0.03%	19,580	8
31 PID AKTIVA AVANT I	459,264	2,020	0	20,993	0.01%	0.02%	14,630	20
Pension coupons	115,133,745	506,389	0	16,348,005	1.27%	-	2,114,197	1,165
Short-term securities	0	0	0	0	0.00%	-	0	0
Total free market	9,073,745,441	39,906,056	3,648,394,100	1,710,400,782	100.00%	-	53,112,414	14,889
Total turnover in JULY 2002	38,159,862,151	167,790,479	10,791,709,668	6,319,919,734	-	-	54,811,033	27,124

Structure of turnover by securities in August 2002



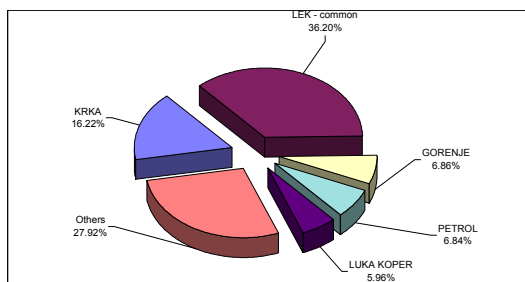
Structure of turnover by securities - all markets - August 2002



C5) MOST TRADED SECURITIES IN AUGUST 2002

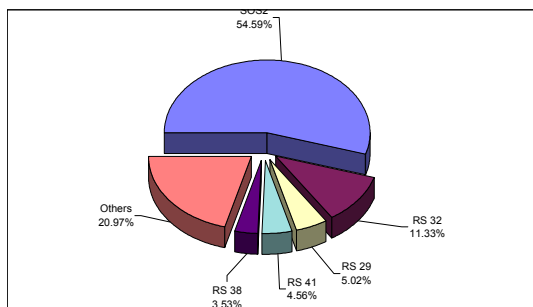
MOST TRADED SHARES

Issue	Turnover (in SIT) - order book trades only	Market capitalisation as of 31 August 2002 (in SIT)	Number of bargains - order book trades only
KRKA	2,091,864,334	95,623,744,758	1,277
LEK - common	4,668,350,249	164,737,316,000	1,894
GORENJE	884,095,624	36,513,502,000	1,045
PETROL	882,104,363	62,468,775,610	1,048
LUKA KOPER	769,144,550	30,488,585,400	811
Others	3,600,655,240	583,408,113,971	10,242
Total	12,896,214,360	973,240,037,739	16,317



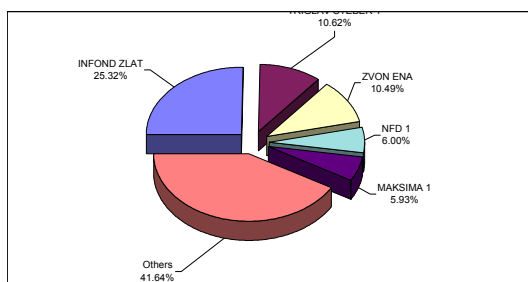
MOST TRADED BONDS

Issue	Turnover (in SIT) - order book trades only	Market capitalisation as of 31 August 2002 (in SIT)	Number of bargains - order book trades only
SLOVENSKA ODŠKODNINSKA DRUŽBA 2 nd issue	1,237,881,520	69,846,867,302	588
REPUBLIKA SLOVENIJA 32 nd issue	257,015,351	17,629,000,000	40
REPUBLIKA SLOVENIJA 29 th issue	113,786,860	7,381,892,604	29
REPUBLIKA SLOVENIJA 41 st issue	103,300,000	3,044,953,440	3
REPUBLIKA SLOVENIJA 38 th issue	80,109,524	31,298,722,062	44
Others	475,422,848	313,437,065,123	235
Total	2,267,516,103	442,638,500,531	939



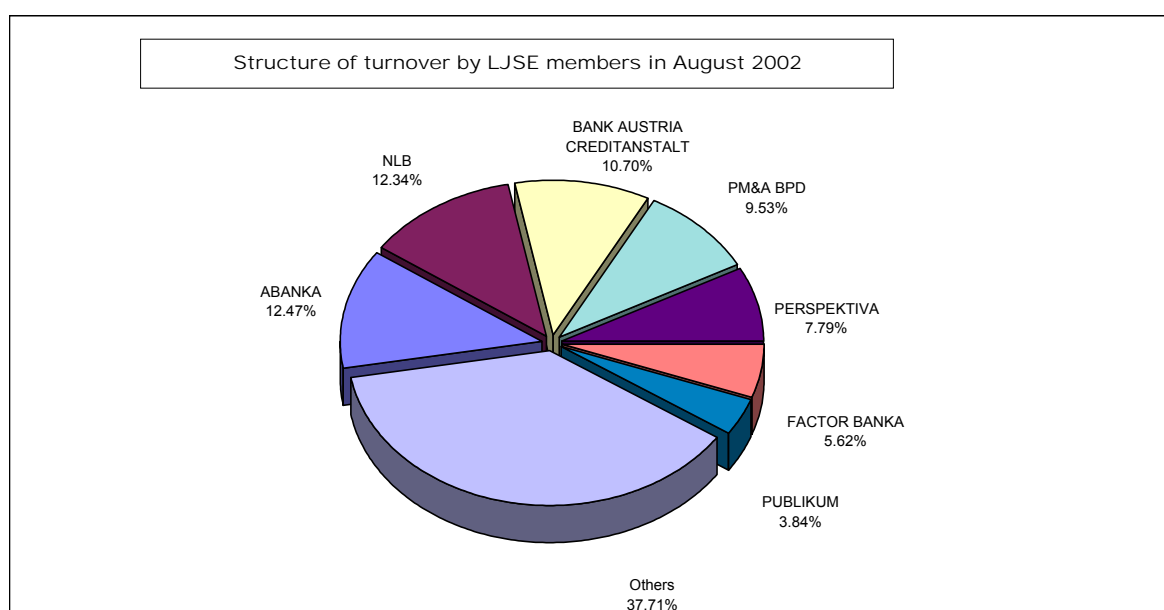
MOST TRADED AUTHORISED INVESTMENT FUNDS

Closed-end funds or Authorised closed-end funds	Turnover (in SIT) - order book trades only	Market capitalisation as of 31 August 2002 (in SIT)	Number of bargains - order book trades only
INFOND ZLAT	795,515,941	23,438,350,722	2,051
TRIGLAV STEBER 1	333,768,874	21,918,112,917	1,059
ZVON ENA	329,612,166	12,663,286,761	1,274
NFD 1	188,693,264	21,353,968,294	1,175
MAKSIMA 1	186,319,665	14,944,257,842	973
Others	1,308,466,908	102,794,639,848	11,683
Total	3,142,376,818	197,112,616,384	18,215



C7) TURNOVER BY LJSE MEMBERS IN AUGUST 2002

	Member	Official market (in SIT)	Free market (in SIT)	Total (in SIT)	Share in turnover
1	ABANKA	8,302,584,473	1,214,128,866	9,516,713,339	12.47%
2	NLB	6,035,698,947	3,378,732,176	9,414,431,123	12.34%
3	BANK AUSTRIA CREDITANSTALT	7,813,117,750	351,688,831	8,164,806,581	10.70%
4	PM&A BPD	4,498,860,615	2,775,766,249	7,274,626,864	9.53%
5	PERSPEKTIVA	5,632,552,933	313,739,579	5,946,292,511	7.79%
6	FACTOR BANKA	2,647,178,397	1,641,920,791	4,289,099,188	5.62%
7	PUBLIKUM	2,469,670,006	464,828,041	2,934,498,046	3.84%
8	ILIRIKA	2,023,130,620	837,194,522	2,860,325,141	3.75%
9	MEDVEŠEK PUŠNIK	2,372,982,666	402,050,743	2,775,033,408	3.64%
10	ZADRUŽNA BANKA	2,320,619,003	298,625,102	2,619,244,105	3.43%
11	PROBANKA	1,612,958,570	853,238,914	2,466,197,484	3.23%
12	POTEZA	1,560,529,670	847,055,677	2,407,585,347	3.15%
13	BPH	969,442,931	532,408,284	1,501,851,215	1.97%
14	MARIBORSKA BPH	1,021,635,694	473,520,640	1,495,156,334	1.96%
15	ARGONOS BPH	871,272,041	448,546,445	1,319,818,486	1.73%
16	GBD GORENJSKA BORZNO POSREDNIŠKA DRUŽBA	736,622,908	552,109,109	1,288,732,017	1.69%
17	CERTIUS BPH	715,935,857	556,597,153	1,272,533,010	1.67%
18	CELJSKA BPH	948,902,254	306,739,179	1,255,641,433	1.65%
19	AC - BORZNO POSREDNIŠKA HIŠA	654,289,116	466,647,397	1,120,936,513	1.47%
20	COGITO BIS BH	1,021,680,926	3,909,552	1,025,590,477	1.34%
21	PFC INTERFIN	720,049,040	301,122,870	1,021,171,910	1.34%
22	BANKA VIPA	676,210,731	259,260,117	935,470,848	1.23%
23	SKB BANKA	719,821,844	52,944,548	772,766,392	1.01%
24	BANKA KOPER	683,340,308	48,160,955	731,501,263	0.96%
25	RAIFFEISEN KREKOVA BANKA	431,887,386	257,387,798	689,275,184	0.90%
26	MOJA DELNICA BPH	343,237,479	272,472,126	615,709,605	0.81%
27	VERITAS BPH	94,438,808	157,071,702	251,510,510	0.33%
28	GORENJSKA BANKA	165,139,804	15,982,356	181,122,161	0.24%
29	IT MODRA HIŠA	108,529,957	63,694,020	172,223,977	0.23%
	Others	58,172,320,733	18,147,543,740	76,319,864,473	100.00%



C9) TURNOVER IN YEARS 2001 AND 2002

MONTHLY TURNOVER ON OFFICIAL MARKET

Year 2001	Number of trading days	Turnover (in SIT)			Number of bargains	
		per month	average per day	average per bargain	per month	average per day
January	21	19,859,854,808	945,707,372	2,028,793	9,789	466
February	19	12,525,024,737	659,211,828	1,725,923	7,257	382
March	22	10,801,883,219	490,994,692	1,467,049	7,363	335
April	19	11,622,847,951	611,728,840	1,906,635	6,096	321
May	21	17,542,247,620	835,345,125	2,499,252	7,019	334
June	20	17,166,334,022	858,316,701	2,281,544	7,524	376
July	22	24,675,174,458	1,121,598,839	2,788,786	8,848	402
August	22	12,900,872,510	586,403,296	1,434,227	8,995	409
September	20	23,082,322,152	1,154,116,108	2,045,217	11,286	564
October	22	22,564,375,151	1,025,653,416	2,247,448	10,040	456
November	21	28,125,663,189	1,339,317,295	2,966,216	9,482	452
December	18	32,432,636,267	1,801,813,126	3,064,598	10,583	588
TOTAL	247	233,299,236,084	11,430,206,636	26,455,687	104,282	5,085
AVERAGE 2001	20.58	19,441,603,007	944,531,320	2,237,196	8,690	422
YEAR 2002						
January	21	23,391,290,219	1,113,870,963	1,581,668	14,789	704
February	19	17,550,952,342	923,734,334	2,439,326	7,195	379
March	21	22,519,454,300	1,072,354,967	1,881,482	11,969	570
April	61	63,461,696,861	3,109,960,263	5,902,476	33,953	1,653
May	20	21,153,898,954	1,040,355,686	1,869,104	11,318	557
June	19	19,791,779,374	1,041,672,599	2,211,125	8,951	471
July	23	31,589,908,982	1,373,474,304	3,492,141	9,046	393
August	21	29,086,116,707	1,385,053,177	2,377,288	12,235	583
TOTAL	165	196,852,425,389	9,490,732,429	17,891,603	91,289	4,421
AVERAGE 2002	20.63	24,606,553,174	1,193,045,002	2,156,365	11,411	553

MONTHLY TURNOVER ON FREE MARKET *

Year 2001	Number of trading days	Turnover (in SIT)			Number of bargains	
		per month	average per day	average per bargain	per month	average per day
January	21	13,407,910,913	638,471,948	783,997	17,102	814
February	19	6,211,656,272	326,929,277	261,841	23,723	1,249
March	22	7,241,224,971	329,146,590	293,131	24,703	1,123
April	19	5,890,406,532	310,021,396	333,130	17,682	931
May	21	8,571,753,552	408,178,741	504,636	16,986	809
June	20	14,650,016,959	732,500,848	1,097,626	13,347	667
July	22	6,131,352,699	278,697,850	395,546	15,501	705
August	22	5,866,333,197	266,651,509	335,737	17,473	794
September	20	12,785,330,977	639,266,549	730,340	17,506	875
October	22	8,332,570,331	378,753,197	481,874	17,292	786
November	21	12,103,862,821	576,374,420	649,837	18,626	887
December	18	14,151,915,892	786,217,550	888,158	15,934	885
TOTAL	247	115,344,335,116	5,671,209,874	6,755,854	215,875	10,525
AVERAGE 2001	20.58	9,612,027,926	466,981,114	534,311	17,990	874
YEAR 2002						
January	21	6,646,213,927	316,486,377	369,501	17,987	857
February	19	13,109,093,513	689,952,290	533,584	24,568	1,293
March	21	14,804,700,956	704,985,760	501,446	29,524	1,406
April	21	13,376,800,464	636,990,498	491,650	27,208	1,296
May	20	10,600,088,172	530,004,409	434,163	24,415	1,221
June	19	11,496,974,652	605,103,929	599,113	19,190	1,010
July	23	8,561,384,159	372,234,094	455,417	18,799	817
August	21	9,073,745,435	432,083,116	609,426	14,889	709
TOTAL	61	98,021,705,257	1,606,913,201	924,454	106,032	1,738
AVERAGE 2002	20.63	10,958,625,160	531,327,280	496,483	22,073	1,070

* Includes the turnover of shares, bonds, inv.funds, short-term securities and pension coupons.

TURNOVER BY SECURITIES ON ALL MARKETS OF LJUBLJANA STOCK EXCHANGE IN YEARS 1998 - 2002

Total turnover and number of bargains

Year	Number of trading days	Turnover (in SIT)			Number of bargains	
		per year	average per day	average per bargain	per year	average per day
2002	165	284,521,426,667	1,724,372,283	1,062,166	267,869	1,623
2001	247	348,643,571,200	1,411,512,434	1,088,977	320,157	1,296
2000	249	269,617,104,598	1,082,799,617	679,818	396,602	1,593
1999	254	265,671,058,734	1,045,949,050	594,292	447,038	1,760
1998	252	173,374,959,032	687,995,869	729,680	237,604	943

Average turnover and number of bargains

Year	Turnover (in SIT)			Number of bargains	
	per month	per day	per bargain	per month	per day
2002	35,565,178,333	1,724,372,283	1,062,166	33,484	1,623
2001	29,053,630,933	1,411,512,434	1,088,977	26,680	1,296
2000	22,468,092,050	1,082,799,617	679,818	33,050	1,593
1999	22,139,254,895	1,045,949,050	594,292	37,253	1,760
1998	14,447,913,253	687,995,869	729,680	19,800	943

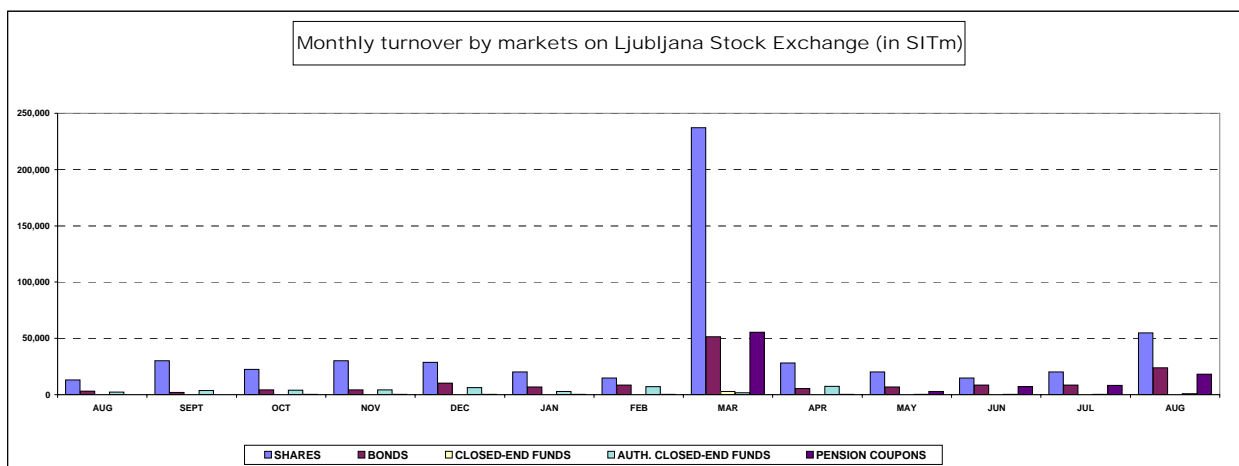
STRUCTURE OF TURNOVER

MONTHLY TURNOVER BY MARKETS ON LJUBLJANA STOCK EXCHANGE (in SIT)

YEAR 2001	SHARES	BONDS	SHARES	BONDS	CLOSED-END FUNDS	AUTHORISED CLOSED-END FUNDS	PENSION COUPONS	SHORT-TERM SECURITIES	TOTAL
August	10,724,026,308	2,176,846,203	2,475,025,381	943,937,586	-	2,366,190,192	81,180,038	0	18,767,205,708
September	22,001,249,101	1,081,073,052	8,064,622,431	1,010,269,011	-	3,616,540,779	88,671,856	5,226,900	35,867,653,130
October	19,421,602,285	3,142,772,866	3,043,650,063	1,126,841,017	-	3,984,730,251	177,349,000	0	30,896,945,482
November	25,726,412,383	2,399,250,805	4,416,214,030	1,938,369,043	-	4,356,984,421	205,917,427	1,186,377,900	40,229,526,010
December	23,505,357,701	8,927,278,566	5,123,846,536	1,444,103,093	-	6,294,858,883	291,528,880	997,578,500	46,584,552,159
TOTAL 2001	194,498,268,846	38,800,967,235	42,641,447,807	12,818,739,696	-	55,402,203,505	1,651,884,886	2,830,059,212	348,643,571,187
YEAR 2002									
January	17,961,471,697	5,429,818,522	2,126,834,395	1,503,751,323	-	2,715,438,305	300,189,904	0	30,037,504,146
February	11,323,889,104	6,227,063,238	3,360,542,952	2,306,401,914	-	7,239,288,099	202,860,548	0	30,660,045,855
March	233,299,236,078	55,460,187,501	2,830,059,212	1,651,884,886	55,402,203,507	348,643,571,184	344,193,724	0	642,229,132,585
April	24,326,522,540	3,214,593,688	3,700,246,073	2,091,962,539	-	7,312,735,020	271,856,831	0	40,917,916,691
May	23,391,290,219	3,630,585,718	0	300,189,904	2,715,438,305	30,037,504,146	404,689,801	0	57,764,259,788
June	17,550,952,342	5,666,944,866	0	202,860,548	7,239,288,099	30,660,045,855	272,809,817	0	54,353,613,428
July	22,519,454,300	6,239,922,171	0	344,193,724	8,220,585,061	37,324,155,256	221,371,286	0	66,649,096,737
August	63,461,696,861	15,537,452,755	0	847,244,176	18,175,311,465	98,021,705,257	115,133,745	0	196,158,544,259
TOTAL 2002	413,834,513,141	101,406,568,459	12,017,682,632	9,248,489,014	18,175,311,465	561,954,443,122	2,133,105,656	0	1,118,770,113,489

MONTHLY TURNOVER BY SECURITIES ON LJUBLJANA STOCK EXCHANGE (in SIT)

YEAR 2001	SHARES	BONDS	CLOSED-END FUNDS	AUTHORISED CLOSED-END FUNDS	PENSION COUPONS	SHORT-TERM SECURITIES	TOTAL
August	13,199,051,689	3,120,783,789	-	2,366,190,192	81,180,038	0	18,767,205,708
September	30,065,871,532	2,091,342,063	-	3,616,540,779	88,671,856	5,226,900	35,867,653,130
October	22,465,252,348	4,269,613,883	-	3,984,730,251	177,349,000	0	30,896,945,482
November	30,142,626,413	4,337,619,848	-	4,356,984,421	205,917,427	1,186,377,900	40,229,526,009
December	28,629,204,237	10,371,381,659	-	6,294,858,883	291,528,880	997,578,500	46,584,552,159
TOTAL 2001	237,139,716,649	51,619,706,929	-	55,402,203,505	1,651,884,886	2,830,059,212	348,643,571,184
YEAR 2002							
January	20,088,306,092	6,933,569,845	-	2,715,438,305	300,189,904	0	30,037,504,146
February	14,684,432,056	8,533,465,152	-	7,239,288,099	202,860,548	0	30,660,045,855
March	237,139,716,649	51,619,706,929	2,830,059,212	1,651,884,886	55,402,203,508	348,643,571,184	694,457,083,156
April	28,026,768,613	5,306,556,227	-	7,312,735,020	271,856,831	0	40,917,916,691
May	20,088,306,092	6,933,569,845	0	300,189,904	2,715,438,305	30,037,504,146	60,075,008,292
June	14,684,432,056	8,533,465,152	0	202,860,548	7,239,288,099	30,660,045,855	61,320,091,710
July	20,242,259,104	8,517,117,367	0	344,193,724	8,220,585,061	37,324,155,256	74,648,310,512
August	55,014,997,252	23,984,152,364	0	847,244,176	18,175,311,465	98,021,705,257	196,043,410,514
TOTAL 2002	409,969,217,914	120,361,602,881	0	20,613,834,662	92,527,733,721	544,686,981,698	1,188,159,370,876



D) MARKET CAPITALISATION

MARKET CAPITALISATION - OFFICIAL MARKET (in SIT)

	31 Aug 2001	31 Dec 2001	31 Jul 2002	31 Aug 2002	Index 31 Aug 2002 / 31 Jul 2002	Index 31 Aug 2002 / 31 Dec 2001	Index 31 Aug 2002 / 31 Aug 2001	Share
SHARES	561,649,443,387	697,253,506,985	699,767,694,519	791,653,510,558	113	114	141	68.69%
Banks	52,862,214,229	79,442,339,672	58,678,046,682	56,286,032,718	96	71	106	7.11%
Companies	508,787,229,158	617,811,167,313	641,089,647,838	735,367,477,840	115	119	145	92.89%
BONDS	248,725,932,775	288,037,807,017	343,351,538,479	360,769,140,572	105	125	145	31.31%
State	197,809,551,134	228,546,965,439	284,575,253,283	302,568,877,680	106	132	153	83.87%
Banks	42,404,275,848	51,348,800,666	50,784,153,338	50,185,690,369	99	98	118	13.91%
Companies	8,512,105,793	8,142,040,911	7,992,131,858	8,014,572,523	100	98	94	2.22%
TOTAL	810,375,376,162	985,291,314,002	1,043,119,232,998	1,152,422,651,130	110	117	142	100.00%

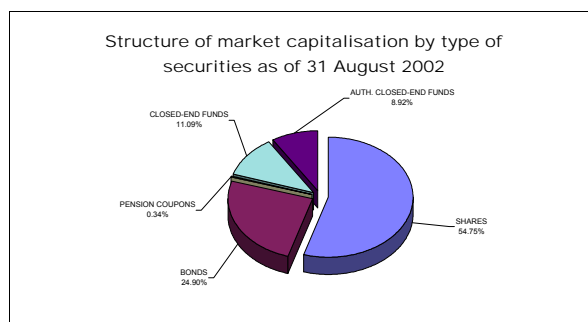
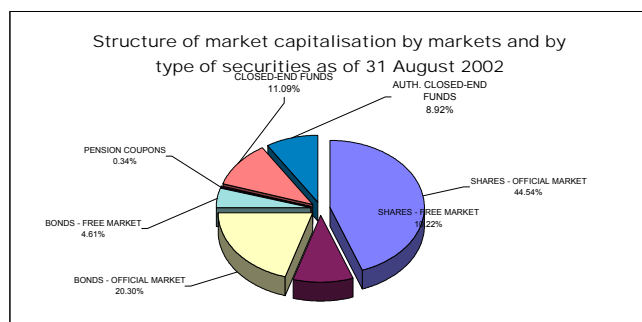
MARKET CAPITALISATION - FREE MARKET (in SIT)

	31 Aug 2001	31 Dec 2001	31 Jul 2002	31 Aug 2002	Index 31 Aug 2002 / 31 Jul 2002	Index 31 Aug 2002 / 31 Dec 2001	Index 31 Aug 2002 / 31 Aug 2001	Share
SHARES	124,929,895,929	152,735,137,497	173,579,609,312	181,586,527,180	105	119	145	39.56%
Banks	1,517,700,000	1,517,700,000	1,517,700,000	1,517,700,000	100	100	100	0.84%
Companies	123,412,195,929	151,217,437,497	172,061,909,312	180,068,827,180	105	119	146	99.16%
BONDS	46,640,759,078	72,881,061,519	78,411,055,315	81,869,359,959	104	112	176	17.84%
State	35,990,364,000	62,524,585,291	68,134,775,409	71,832,043,075	105	115	200	87.74%
Communities	283,700,314	22,786,828	22,992,648	23,073,079	-	-	-	-
Banks	5,009,277,346	4,856,624,595	4,726,840,793	4,735,959,437	100	98	95	5.78%
Companies	5,357,417,418	5,477,064,804	5,526,446,465	5,278,284,367	96	96	99	6.45%
PENSION COUPONS	5,886,720,662	6,693,138,166	6,903,666,280	5,977,579,129	87	89	102	1.30%
CLOSED-END FUNDS	152,235,305,487	162,367,936,564	179,232,746,952	197,112,616,384	-	-	-	42.94%
AUTH. CLOSED-END FUNDS	152,425,431,909	162,367,936,564	210,077,244,365	158,491,078,741	75	98	104	34.53%
TOTAL *	347,082,907,475	394,677,273,745	514,507,794,909	458,998,082,021	89	116	132	100.00%
TOTAL SHARES	686,579,339,316	849,988,644,482	873,347,303,832	973,240,037,739	111	115	142	54.75%
TOTAL BONDS	295,366,691,853	360,918,868,536	421,762,593,794	442,638,500,531	105	123	150	24.90%
PENSION COUPONS	5,886,720,662	6,693,138,166	6,903,666,280	5,977,579,129	87	89	102	0.34%
INVESTMENT FUNDS	304,660,737,396	324,735,873,127	389,309,991,317	355,603,695,125	91	110	117	20.01%
TOTAL CAPITALISATION ON LJSE *	1,292,493,489,227	1,542,336,524,312	1,691,323,555,222	1,777,459,812,523	105	115	138	100.00%

* Investment funds are included in market capitalisation

EXCHANGE RATES

USD=241.0831 SIT as of 31 Aug 2001	USD=250.9458 SIT as of 31 Dec 2001	USD=230.8874 SIT as of 31 Jul 2002	USD=231.0362 SIT as of 31 Aug 2002
EUR=219.0722 SIT as of 31 Aug 2001	EUR=221.4095 SIT as of 31 Dec 2001	EUR=227.0316 SIT as of 31 Jul 2002	EUR=227.7093 SIT as of 31 Aug 2002



D1) MARKET CAPITALISATION OF SHARES - OFFICIAL MARKET AS OF 31 AUGUST 2002

Issue	Number of shares traded	Number of issued shares	Share of traded shares	Price as of 31 Aug 2002	Market capitalisation as of 31 Aug 2002 (in SIT)	Market capitalisation as of 31 Aug 2002 (in EUR)	Market capitalisation as of 31 Aug 2002 (in USD)
Common shares	-	-	-	-	782,258,189,889	3,489,051,625	3,045,817,663
1 KRKA	3,542,612	3,542,612	100.00%	33,679 SIT	119,310,247,929	532,259,365	463,864,079
2 LEK	1,790,623	1,792,782	99.88%	53,403 SIT	95,623,744,758	426,590,628	371,773,767
3 MERCATOR	3,208,504	3,208,504	100.00%	19,478 SIT	62,496,363,888	278,804,843	242,978,443
4 PETROL	2,086,301	2,086,301	100.00%	29,942 SIT	62,468,775,610	278,681,768	242,871,183
5 GORENJE	12,200,000	12,200,000	100.00%	2,993 SIT	36,513,502,000	162,891,736	141,960,161
6 PIVOVARNA LAŠKO	6,363,405	6,363,405	100.00%	5,703 SIT	36,287,571,549	161,883,829	141,081,770
7 SAVA	1,720,987	1,720,987	100.00%	20,421 SIT	35,143,518,293	156,780,051	136,633,827
8 ISTRABENZ	5,180,000	5,180,000	100.00%	6,524 SIT	33,793,335,800	150,756,702	131,384,478
9 INTEREUROPA	7,210,700	7,210,700	100.00%	4,639 SIT	33,452,023,654	149,234,061	130,057,497
10 BANKA KOPER	531,359	531,359	100.00%	60,002 SIT	31,882,602,718	142,232,660	123,955,774
11 LUKA KOPER	7,140,000	7,140,000	100.00%	4,270 SIT	30,488,585,400	136,013,757	118,536,000
12 PIVOVARNA UNION	451,114	451,114	100.00%	67,001 SIT	30,225,201,893	134,838,767	117,511,997
13 SKB BANKA	12,649,200	12,649,200	100.00%	1,650 SIT	20,871,180,000	93,109,194	81,144,670
14 DROGA PORTOROŽ	282,768	282,768	100.00%	63,840 SIT	18,051,863,877	80,531,838	70,183,504
15 MERKUR	912,585	912,585	100.00%	17,764 SIT	16,211,552,352	72,321,956	63,028,591
16 KOLINSKA	3,166,992	3,169,525	99.92%	3,993 SIT	12,645,165,658	56,411,817	49,162,903
17 BLAGOV.TRGOVINSKI CENTER BTC	725,828	725,828	100.00%	16,500 SIT	11,976,162,000	53,427,300	46,561,896
18 DELO	667,464	593,549	112.45%	17,900 SIT	11,947,605,600	53,299,906	46,450,872
19 SALUS B series	449,981	449,981	100.00%	22,658 SIT	10,195,808,992	44,775,549	44,130,786
20 ŽITO	348,765	348,765	100.00%	23,233 SIT	8,102,721,227	36,147,350	31,502,418
21 ETOL	274,576	274,576	100.00%	28,800 SIT	7,907,788,800	35,277,729	30,744,544
22 SALUS - SERIJA B	124,970	125,000	99.98%	60,000 SIT	7,498,200,000	33,450,498	29,152,111
23 RADENSKA	5,061,856	5,061,856	100.00%	1,456 SIT	7,372,238,934	32,888,568	28,662,390
24 AERODROM	1,936,229	1,936,229	100.00%	3,696 SIT	7,155,450,443	31,921,445	27,819,542
25 KOMPAS MTS	3,526,714	3,526,714	100.00%	1,647 SIT	5,807,722,081	25,909,044	22,579,734
26 ŽIVILA KRANJ	319,997	319,997	100.00%	16,097 SIT	5,151,122,908	22,979,865	20,026,954
27 ZDRAVILIŠČE MORAVSKE TOPLICE	2,861,843	2,861,843	100.00%	1,766 SIT	5,053,184,804	22,542,950	19,646,183
28 MLINOTEST	2,389,177	2,389,177	100.00%	1,741 SIT	4,159,389,915	18,555,608	16,171,214
29 EMONA OBALA KOPER	1,741,456	1,741,456	100.00%	2,246 SIT	3,911,571,394	17,450,056	15,207,725
30 COMET	1,700,688	1,700,688	100.00%	2,100 SIT	3,571,444,800	15,932,705	13,885,353
31 DELO PRODAJA	593,549	667,464	88.93%	5,606 SIT	3,327,595,952	14,844,862	12,937,298
32 KOLONIALE VELETRGOVINA	650,516	650,516	100.00%	1,720 SIT	1,118,887,520	4,991,511	4,350,102
33 GRADB.PODJETJE GROSUPLJE	199,411	199,411	100.00%	5,480 SIT	1,092,772,280	4,875,007	4,248,569
34 TEHNOUNION	84,005	84,005	100.00%	8,990 SIT	755,204,950	3,369,073	2,936,147
35 GEODETSKI ZAVOD SLOVENIJE	379,820	379,820	100.00%	1,812 SIT	688,081,912	3,069,628	2,675,181
Preferred shares	-	-	-	-	21,440,902,325	94,781,574	88,862,511
1 LEK	138,820	140,394	98.88%	90,000 SIT	12,493,800,000	54,867,324	54,077,240
2 LEK	138,820	140,394	98.88%	50,188 SIT	6,967,102,325	31,081,198	27,087,267
3 PROBANKA	400,000	400,000	100.00%	4,950 SIT	1,980,000,000	8,833,051	7,698,005
TOTAL SHARES	-	-	-	-	803,699,092,214	3,583,833,198	3,134,680,174

EXCHANGE RATES	1 USD=	231.0362 SIT as of 31 Aug 2002
	1 EUR=	227.7093 SIT as of 31 Aug 2002

MARKET CAPITALISATION OF SHARES - FREE MARKET AS OF 31 AUGUST 2002

Issue	Number of shares traded	Number of issued shares	Share of traded shares	Price as of 31 Aug 2002	Market capitalisation as of 31 Aug 2002 (in SIT)	Market capitalisation as of 31 Aug 2002 (in EUR)	Market capitalisation as of 31 Aug 2002 (in USD)
Common shares	-	-	-	-	179,436,136,277	800,489,192	697,626,395
1 CINKARNA	812,477	814,626	99.74%	16,037 SIT	13,029,848,020	58,127,937	50,658,502
2 HELIOS	219,861	219,861	100.00%	55,491 SIT	12,200,410,086	54,427,701	47,433,746
3 CEMENTARNA TRBOVLJE	176,600	176,600	100.00%	58,000 SIT	10,242,800,000	45,694,534	39,822,790
4 KD HOLDING	924,969	924,969	100.00%	9,923 SIT	9,178,698,629	40,947,432	35,685,691
5 BELINKA HOLDING	2,702,532	2,702,532	100.00%	2,700 SIT	7,296,836,400	32,552,187	28,369,234
6 JUTEKS	641,432	641,432	100.00%	9,817 SIT	6,296,828,901	28,091,017	24,481,323
7 VALKARTON	852,097	852,156	99.99%	7,326 SIT	6,242,317,766	27,847,835	24,269,390
8 DZS	1,429,368	1,686,384	84.76%	3,889 SIT	5,558,654,922	24,797,921	21,611,390
9 LESNINA	76,495	76,495	100.00%	70,000 SIT	5,354,650,000	23,887,827	20,818,243
10 GRAND HOTEL UNION	1,814,613	1,814,613	100.00%	2,536 SIT	4,602,167,052	20,530,898	17,892,679
11 TOSAMA	295,670	295,670	100.00%	14,437 SIT	4,268,658,751	19,043,072	16,596,038
12 MARINA PORTOROŽ	313,932	313,932	100.00%	13,500 SIT	4,238,082,000	18,906,666	16,477,160
13 FRUCTAL	2,504,151	2,505,613	99.94%	1,660 SIT	4,157,141,075	18,545,576	16,162,471
14 HOTELI PALACE	2,346,102	2,346,102	100.00%	1,500 SIT	3,519,153,000	15,699,424	13,682,049
15 NAMA	2,861,310	2,861,310	100.00%	1,151 SIT	3,293,367,810	14,692,165	12,804,223
16 CETIS	200,000	220,642	90.64%	15,420 SIT	3,084,000,000	13,758,147	11,990,226
17 AKTIVA AVANT	4,814,478	4,814,478	100.00%	580 SIT	2,791,001,041	12,451,038	10,851,081
18 JATA-MESO	119,602	119,602	100.00%	22,992 SIT	2,749,915,496	12,267,750	10,691,345
19 GORENJSKI TISK	960,176	1,070,328	89.71%	2,750 SIT	2,640,484,000	11,779,561	10,265,888
20 MEDALJON	1,734,000	1,734,000	100.00%	1,368 SIT	2,372,198,700	10,582,703	9,222,827
21 KMETIJSKI KOMBINAT PTUJ	2,531,109	2,531,109	100.00%	906 SIT	2,293,792,220	10,232,921	8,917,992
22 JATA EMONA	3,197,534	3,197,534	100.00%	692 SIT	2,213,077,232	9,872,841	8,604,182
23 SLOVENIJALES	303,777	304,004	99.93%	7,205 SIT	2,188,613,039	9,763,703	8,509,068
24 SATURNUS AVTOOPREMA	483,061	647,122	74.65%	4,500 SIT	2,173,774,500	9,697,506	8,451,377
25 TUB SWATY	288,940	288,940	100.00%	7,500 SIT	2,167,050,000	9,667,507	8,425,233
26 MESNA INDUSTRIJA PRIMORSKE	1,478,742	1,478,742	100.00%	1,450 SIT	2,144,175,900	9,565,463	8,336,301
27 LIP BLED	2,155,899	2,155,899	100.00%	929 SIT	2,002,636,140	8,934,034	7,786,012
28 MITOL	770,509	770,509	100.00%	2,510 SIT	1,933,977,590	8,627,739	7,519,075
29 KD GROUP, finančna družba	99,972	99,972	100.00%	19,001 SIT	1,899,567,972	8,474,233	7,385,295
30 PINUS RAČE	148,203	148,203	100.00%	12,399 SIT	1,837,568,997	8,197,647	7,144,250
31 PLAMA - PUR	686,798	686,798	100.00%	2,604 SIT	1,788,490,672	7,978,702	6,953,439
32 LIV POSTOJNA	161,600	161,600	100.00%	10,581 SIT	1,709,879,904	7,628,009	6,647,810
33 COLOR	803,701	950,391	84.57%	1,937 SIT	1,556,825,096	6,945,210	6,052,751
34 SATURNUS EMBALAŽA	84,064	85,929	97.83%	18,001 SIT	1,513,249,514	6,750,813	5,883,334
35 KS1 - NALOŽBE	4,178,783	4,178,783	100.00%	352 SIT	1,470,931,616	6,562,027	5,718,807
36 MELAMIN	466,489	466,489	100.00%	3,033 SIT	1,414,679,206	6,311,078	5,500,105
37 INTERTRADE ITA	69,531	69,531	100.00%	20,000 SIT	1,390,620,000	6,203,746	5,406,565
38 KOVINOTEHNA	4,124,504	4,124,504	100.00%	320 SIT	1,319,717,545	5,887,441	5,130,905
39 INTERTRADE ITS	1,260,000	1,260,000	100.00%	1,000 SIT	1,260,000,000	5,621,033	4,898,730
40 KD INVESTMENTS	20,000	20,000	100.00%	60,000 SIT	1,200,000,000	5,353,364	4,665,458
41 HIPOTEKARNA BANKA	300,000	300,000	100.00%	3,999 SIT	1,199,700,000	5,352,026	4,664,291
42 GEA TOVARNA OLJA	660,348	846,600	78.00%	1,776 SIT	1,172,936,532	5,232,631	4,560,238
43 POM-INVEST	2,241,983	2,241,983	100.00%	501 SIT	1,123,233,483	5,010,898	4,366,998
44 JADRAN	226,334	226,334	100.00%	4,850 SIT	1,097,719,900	4,897,079	4,267,805
45 TOPLICE DOBRNA	682,010	692,542	98.48%	1,600 SIT	1,091,216,000	4,868,064	4,242,518
46 CERTIUS HOLDING	1,875,377	1,875,377	100.00%	545 SIT	1,022,080,465	4,559,641	3,973,728
47 KOMPAS HOTELI KG	162,700	162,700	100.00%	6,000 SIT	976,200,000	4,354,962	3,795,350
48 JAVOR PIVKA	1,194,700	1,194,700	100.00%	758 SIT	905,224,190	4,038,329	3,519,404
49 MERCATA HOLDING	2,898,918	2,898,917	100.00%	302 SIT	875,154,355	3,904,183	3,402,496
50 CM CELJE	64,357	64,357	100.00%	13,510 SIT	869,469,506	3,878,823	3,380,394
51 MERCATA 1 HOLDING	2,693,249	2,693,249	100.00%	305 SIT	821,440,945	3,664,561	3,193,665
52 NIKO ŽELEZNIKI	35,875	35,875	100.00%	22,000 SIT	789,250,000	3,520,952	3,068,510
53 GORIŠKE OPEKARNE	392,725	523,634	75.00%	2,000 SIT	785,450,000	3,504,000	3,053,736
54 KEMA PUCONCI	217,346	217,346	100.00%	3,451 SIT	750,061,046	3,346,125	2,916,148
55 TOVARNA SLADKORJA ORMOŽ	497,163	497,163	100.00%	1,500 SIT	745,744,500	3,326,868	2,899,366
56 GOZDNO GOSPODARSTVO POSTOJNA	686,273	686,273	100.00%	1,050 SIT	720,641,552	3,214,881	2,801,769
57 POTROŠNIK	614,973	730,495	84.19%	1,100 SIT	676,470,300	3,017,827	2,630,036
58 GOZDNO GOSPODARSTVO BLED	489,520	611,900	80.00%	1,311 SIT	641,760,720	2,862,983	2,495,089
59 OLIJARICA	70,404	70,404	100.00%	9,000 SIT	633,636,000	2,826,737	2,463,502
60 DANA	356,128	404,231	88.10%	1,760 SIT	626,824,454	2,796,350	2,437,019
61 INTARA	101,000	101,000	100.00%	5,900 SIT	595,879,800	2,658,301	2,316,710

Issue	Number of shares traded	Number of issued shares	Share of traded shares	Price as of 31 Aug 2002	Market capitalisation as of 31 Aug 2002 (in SIT)	Market capitalisation as of 31 Aug 2002 (in EUR)	Market capitalisation as of 31 Aug 2002 (in USD)
62 NOVOLIT	224,298	224,298	100.00%	2,578 SIT	578,240,244	2,579,609	2,248,129
63 AVTO CELJE	418,077	418,077	100.00%	1,317 SIT	550,511,251	2,455,906	2,140,322
64 KOŠAKI TMI MARIBOR	43,236	43,236	100.00%	12,500 SIT	540,450,000	2,411,022	2,101,205
65 TEKSTINA	1,127,293	1,503,057	75.00%	460 SIT	518,554,780	2,313,344	2,016,079
66 INLES RIBNICA	609,005	555,525	109.63%	800 SIT	487,204,000	2,173,484	1,894,191
67 MURALES	322,045	322,045	100.00%	1,499 SIT	482,745,455	2,153,594	1,876,857
68 KLASJE	835,600	835,600	100.00%	561 SIT	468,888,584	2,091,776	1,822,983
69 ELMO	708,000	708,000	100.00%	650 SIT	460,200,000	2,053,015	1,789,203
70 SVILANIT	408,487	410,407	99.53%	1,063 SIT	434,221,681	1,937,122	1,688,202
71 KRUH-PECIVO	654,040	654,040	100.00%	654 SIT	427,415,140	1,906,758	1,661,739
72 AVANT HOLDING	706,855	706,855	100.00%	600 SIT	424,183,686	1,892,342	1,649,176
73 RUDIS	516,996	599,143	86.29%	814 SIT	420,834,744	1,877,401	1,636,156
74 INTES	549,982	549,982	100.00%	739 SIT	406,491,696	1,813,415	1,580,391
75 UNITAS	145,115	173,377	83.70%	2,800 SIT	406,322,000	1,812,658	1,579,732
76 LESNINA EMMI	684,037	714,827	95.69%	590 SIT	403,581,830	1,800,434	1,569,078
77 PULSAR HOLDING	939,319	939,319	100.00%	400 SIT	375,727,600	1,676,172	1,460,784
78 CAPITA	582,021	582,021	100.00%	640 SIT	372,540,002	1,661,952	1,448,391
79 TUS KO-SI	229,456	229,456	100.00%	1,620 SIT	371,741,666	1,658,391	1,445,287
80 ALPETOUR POTOVALNA AGENCIJA	263,042	263,042	100.00%	1,321 SIT	347,607,373	1,550,724	1,351,456
81 SAVINJA MOZIRJE	105,780	105,780	100.00%	3,001 SIT	317,411,930	1,416,018	1,234,060
82 RTC KRVAVEC IMENSKE	205,734	205,734	100.00%	1,401 SIT	288,264,194	1,285,986	1,120,737
83 EGOLES ŠKOFJA LOKA	258,300	258,300	100.00%	1,110 SIT	286,713,000	1,279,066	1,114,706
84 HIDROTEHNIK	330,034	384,472	85.84%	751 SIT	247,855,534	1,105,718	963,633
85 INTEGRAL JESENICE	243,784	256,556	95.02%	950 SIT	231,594,800	1,033,176	900,413
86 AGROKOMBINAT MARIBOR	403,808	499,291	80.88%	550 SIT	222,094,400	990,794	863,477
87 DRAVINJSKI DOM	216,560	216,560	100.00%	1,000 SIT	216,560,000	966,104	841,960
88 BOHOR	209,170	263,067	79.51%	999 SIT	208,960,830	932,203	812,415
89 LIZ INŽENIRING	188,677	235,846	80.00%	1,093 SIT	206,299,432	920,330	802,068
90 DOM SMREKA	406,199	406,199	100.00%	507 SIT	205,751,979	917,888	799,939
91 ZDRAVILIŠČE ROGAŠKA	891,864	961,898	92.72%	210 SIT	187,291,440	835,533	728,167
92 ŽELEZARNA RAVNE - MONTER DRAVOGRAD	275,835	444,100	62.11%	660 SIT	182,106,267	812,401	708,008
93 CREINA	48,594	48,594	100.00%	3,462 SIT	168,208,131	750,400	653,973
94 MK TISKARNA	103,954	103,954	100.00%	1,530 SIT	159,049,620	709,542	618,366
95 UPIMO GROUP	215,000	215,000	100.00%	650 SIT	139,750,000	623,444	543,331
96 GE A COLLEGE	147,885	147,885	100.00%	900 SIT	133,096,500	593,762	517,463
97 SVILA	1,263,478	1,263,478	100.00%	99 SIT	124,957,974	557,455	485,822
98 MEDVEŠEK PUŠNIK	80,000	80,000	100.00%	1,550 SIT	124,000,000	553,181	482,097
99 IMP ČRPALKE	333,034	333,034	100.00%	302 SIT	100,609,571	448,833	391,158
100 GRADIS GP	304,750	304,750	100.00%	330 SIT	100,567,500	448,645	390,995
101 AVTOPREVOZNIŠTVO IN SERVISI	308,696	308,696	100.00%	250 SIT	77,174,000	344,284	300,043
102 ALPDOM	47,816	47,816	100.00%	1,450 SIT	69,333,200	309,305	269,559
103 GRAD PRESTRANEK	43,235	43,235	100.00%	1,510 SIT	65,284,850	291,245	253,820
104 MLAJ	67,062	93,000	72.11%	800 SIT	53,649,600	239,338	208,583
105 JELEN	50,849	67,798	75.00%	900 SIT	45,745,794	204,078	177,854
106 SIJAJ HRASTNIK	26,880	26,880	100.00%	1,199 SIT	32,229,120	143,779	125,303
107 RAZVOJNA DRUŽBA	21,948	21,948	100.00%	1,205 SIT	26,447,340	117,985	102,824
108 ZASAVSKI RAČUNSKI CENTER	43,466	70,700	61.48%	500 SIT	21,733,000	96,954	84,495
Preferred shares	-	-	-	-	3,557,249,820	15,770,753	14,454,533
1 KD HOLDING	266,413	266,413	100.00%	5,321 SIT	1,417,586,237	6,225,421	6,135,775
2 KD HOLDING	266,413	266,413	100.00%	6,000 SIT	1,598,488,657	7,131,077	6,214,734
3 HIPOTEKARNA BANKA	79,500	79,500	100.00%	4,000 SIT	318,000,000	1,418,642	1,236,346
4 KOVINOTEHNA	527,955	527,955	100.00%	399 SIT	210,654,045	939,757	818,998
5 ZDRAVILIŠČE ROGAŠKA	27,818	30,000	92.73%	450 SIT	12,520,882	55,857	48,680
TOTAL SHARES					182,993,386,097	816,259,945	712,080,929

EXCHANGE RATES	1 USD=	231.0362 SIT as of 31 Aug 2002
	1 EUR=	227.7093 SIT as of 31 Aug 2002

MARKET CAPITALISATION OF BONDS - FREE MARKET AS OF 31 AUGUST 2002

	Issue	Number of issued bonds	Price as of 31 Aug 2002	Principal amt. as of 31 Aug 2001	Currency of denomination	Market capitalisation as of 31 Aug 2002 (in SIT)	Market capitalisation as of 31 Aug 2002 (in EUR)	Market capitalisation as of 31 Aug 2002 (in USD)
1	SLOVENSKA ODŠKODNINSKA DR. 2 nd issue	7,000,000	89.51	51.13	EUR	72,946,012,061	320,347,092	315,734,123
2	AUTOCOMMERCE 1 st issue	22,300	106.20	468.69	EUR	2,527,383,998	11,099,169	10,939,342
3	BANKA KOPER 4 th issue	20,000	100.00	100,000.00	SIT	2,000,000,000	8,783,128	8,656,652
4	STANOVANJSKI SKLAD 3 rd issue	20,000	102.67	96,017.25	SIT	1,971,618,212	8,658,488	8,533,806
5	PROBANKA 5 th issue	78,500	100.00	100.00	EUR	1,787,416,740	7,849,555	7,736,522
6	BANKA KOPER 3 rd issue	10,000	100.00	500.00	EUR	1,138,482,000	4,999,717	4,927,721
7	PROBANKA 4 th issue	50,000	99.70	100.00	EUR	1,135,066,554	4,984,718	4,912,938
8	NAMA	953,795	102.31	1,000.00	SIT	975,827,665	4,285,410	4,223,700
9	KD Investments 1 st issue	80,000	102.75	51.13	EUR	956,982,012	4,202,648	4,142,130
10	SIP STROJNA INDUSTRIJA 1 st issue, A series	32,500	100.00	102.26	EUR	756,737,601	3,323,262	3,275,407
11	SIP STROJNA INDUSTRIJA 1 st issue, B series	17,250	100.00	102.26	EUR	401,653,034	1,763,885	1,738,485
12	SI.MOBIL 1 st issue	5,000	100.00	337.16	EUR	383,850,591	1,685,704	1,661,431
13	UBK KONVERTIBILNE	80	98.00	17,179.82	EUR	306,683,800	1,346,822	1,327,427
14	BORZNA DRUŽBA POTEZA 2 nd issue	15,000	100.10	81.45	EUR	278,466,265	1,222,902	1,205,293
15	VIPA	4,000	103.70	63.92	EUR	60,371,460	265,125	261,307
	TOTAL					87,626,551,992	384,817,625	379,276,287

EXCHANGE RATES		
	1 USD=	231.0362 SIT as of 31 Aug 2002
	1 EUR=	227.7093 SIT as of 31 Aug 2002

D3) MARKET CAPITALISATION OF INVESTMENT FUNDS

MARKET CAPITALISATION OF CLOSED-END FUNDS

	Closed-end funds	Number of shares traded	Price as of 31 Aug 2002	Market capitalisation as of 31 Aug 2002 (in SIT)	Market capitalisation as of 31 Aug 2002 (in EUR)	Market capitalisation as of 31 Aug 2002 (in USD)
1	NFD 1	160,580,300	132.98 SIT	21,353,968,294	95,262,979	83,021,694
2	ATENA 1. SKLAD	297,107,158	53.07 SIT	15,767,476,875	70,340,875	61,302,078
3	MAKSIMA 1	216,646,243	68.98 SIT	14,944,257,842	66,668,382	58,101,500
				52,065,703,011	232,272,236	202,425,272

MARKET CAPITALISATION OF AUTHORISED CLOSED-END FUNDS

	Authorised closed-end Funds	Number of shares traded	Price as of 31 Aug 2002	Market capitalisation as of 31 Aug 2002 (in SIT)	Market capitalisation as of 31 Aug 2002 (in EUR)	Market capitalisation as of 31 Aug 2002 (in USD)
1	ZVON DVA	141,224,712	44.43 SIT	6,274,613,954	27,991,913	24,394,954
2	POMURSKA INV.DRUŽBA 1	35,923,940	156.67 SIT	5,628,203,680	25,108,188	21,881,788
3	MODRA LINIJA	52,986,743	72.32 SIT	3,832,001,254	17,095,083	14,898,366
4	PID KD	95,913,558	37.87 SIT	3,632,246,441	16,203,949	14,121,743
5	KRONA SENIOR	73,170,428	45.76 SIT	3,348,278,785	14,937,130	13,017,710
6	ZLATA MONETA II	82,333,757	38.91 SIT	3,203,606,485	14,291,728	12,455,242
7	ARKADA ENA	66,406,092	44.00 SIT	2,921,868,048	13,034,854	11,359,876
8	VIZIJA DPB	44,074,632	44.04 SIT	1,941,046,793	8,659,276	7,546,559
9	KS-sklad 2	44,293,242	41.94 SIT	1,857,658,569	8,287,269	7,222,356
10	KS-sklad 4	41,633,800	32.63 SIT	1,358,510,894	6,060,503	5,281,729
11	NIKA	32,574,698	36.01 SIT	1,173,014,875	5,232,980	4,560,543
12	NIKA 1	30,911,102	34.98 SIT	1,081,270,348	4,823,695	4,203,851
13	MERCATA	28,923,982	32.90 SIT	951,599,008	4,245,214	3,699,704
14	POOBLAŠČENA POMURSKA INV. DRUŽBA	22,967,400	40.20 SIT	923,289,480	4,118,921	3,589,640
15	PID AKTIVA AVANT I	29,520,040	30.18 SIT	890,914,807	3,974,493	3,463,771
16	MERCATA 1	26,821,153	32.80 SIT	879,733,818	3,924,613	3,420,301
17	TRDNJAVA	25,932,762	27.84 SIT	721,968,094	3,220,799	2,806,926
18	TRGATEV	17,585,800	30.70 SIT	539,884,060	2,408,497	2,099,005
19	KRONA KRONA	12,871,618	38.57 SIT	496,458,306	2,214,769	1,930,171
20	SETEV	15,405,373	32.10 SIT	494,512,473	2,206,088	1,922,606
21	NIKA 2	12,555,868	29.10 SIT	365,375,759	1,629,991	1,420,538
22	PLOD	10,478,017	31.10 SIT	325,866,329	1,453,734	1,266,930
23	TRDNJAVA I	8,917,902	28.60 SIT	255,051,997	1,137,822	991,612
24	CAPINVEST 2	5,876,900	34.50 SIT	202,753,050	904,509	788,280
25	TRDNJAVA	25,932,762	27.16 SIT	704,333,816	3,093,127	3,048,586
26	TRGATEV	17,585,800	30.15 SIT	530,211,870	2,328,459	2,294,930
27	SETEV	15,405,373	32.00 SIT	492,971,936	2,164,918	2,133,743
28	NIKA 2	12,555,868	29.76 SIT	373,662,632	1,640,963	1,617,334
29	PLOD	10,478,017	30.20 SIT	316,436,113	1,389,649	1,369,639
30	TRDNJAVA I	51	#####	26,666,800	23,240,118	1,196,587
31	CAPINVEST 2	5,876,900	37.50 SIT	220,383,750	967,829	953,893
	TOTAL			45,964,394,225	227,991,082	180,958,911

D4) MARKET CAPITALISATION OF PENSION COUPONS AS OF 31 AUGUST 2002

Number of coupons traded	Price as of 31 Aug 2002	Market capitalisation (in SIT)	Market capitalisation (in EUR)	Market capitalisation (in USD)
104,198,842	53.31	5,554,840,267	24,394,437	24,043,160

EXCHANGE RATES	1 USD=	231.0362 SIT as of 31 Aug 2002
	1 EUR=	227.7093 SIT as of 31 Aug 2002

E) OTHER

E1) INDICATORS AS OF 31 AUGUST 2002 (shares - official market)

SECTOR	Price as of 31 Aug 2002	Total net profit (loss) in 000 SIT in year 2001	Earning per share as of 31 Dec 2001	P / E ⁽¹⁾	Dividend for year 2001	Dividend yield	Book value as of 31 Dec 2001	Market book ratio	Turnover ratio ⁽²⁾
BANKS									
Banka Koper	60,002	2,360,248	4,546.15 SIT	13.20	4,500 SIT	7.50%	41,542.85 SIT	1.44	0.32
Banka Vipava	88,700	213,976	1,603.39 SIT	⁽⁴⁾	1,600 SIT	1.80%	88,654 SIT	⁽⁴⁾	1.08
Probanka Maribor	4,950	387,773	496.09 SIT	⁽⁴⁾	242 SIT	4.89%	5,206 SIT	⁽⁴⁾	0.47
CHEMICALS									
Etol Celje	30,100	556,033	2,235.12 SIT	13.47	1,000 SIT	3.32%	39,150.00 SIT	0.77	0.95
Sava Kranj	28,800	453,588	1,663.53 SIT	17.31	1,500 SIT	5.21%	34,734.96 SIT	0.83	0.87
CONSTRUCTION									
Gradbeno podjetje Grosuplje	5,500	51,431	51,431.00 SIT	0.11	0	0.00%	23,373.00 SIT	0.24	0.35
FOOD AND BEVERAGES									
Droga Portorož	64,000	1,160,752	4,118.16 SIT	15.54	1,755 SIT	2.74%	51,208.99 SIT	1.25	0.23
Kolinska Ljubljana	63,840	1,505,353	5,344.10 SIT	11.95	1,625 SIT	2.55%	45,585.34 SIT	1.40	0.26
Mlinotest Ajdovščina	3,993	871,611	275.58 SIT	14.49	100 SIT	2.50%	4,354.71 SIT	0.92	0.24
Pivovarna Laško	1,741	221,615	102.69 SIT	16.95	20 SIT	1.15%	1,825.63 SIT	0.95	0.09
Pivovarna Union	5,703	1,492,896	279.64 SIT	20.39	140 SIT	2.46%	4,453.80 SIT	1.28	0.52
Radenska Radenci	67,001	1,273,341	2,943.30 SIT	22.76	615	0.92%	37,774.97 SIT	1.77	1.12
Žito Ljubljana	1,456	(3,919,242)	(779.03 SIT)	⁽⁴⁾	- SIT	0.00%	3,310.01 SIT	(4)	0.04
HEALTH RESORTS									
Terme Čatež	22,658	268,493	633.88 SIT	35.75	350	1.54%	30,291.66 SIT	0.75	0.14
Terme 3000	19,899	722,346	1,630.37 SIT	12.20	500	2.51%	26,972.79 SIT	0.74	0.17
HOUSEHOLD APPLIANCES									
Gorenje	4,152	3,241,974	265.74 SIT	15.62	80	1.93%	3,926.37 SIT	1.06	0.38
NON-METALS									
Comet Zreče	2,523	384,156	229.02 SIT	11.02	0	0.00%	2,875.77 SIT	0.88	0.19
OIL AND GAS									
Istrabenz Koper	7,224	3,915,094	756.28 SIT	9.55	130	1.80%	4,913.00 SIT	1.47	0.15
Petrol Ljubljana	6,524	276,483	53.38 SIT	122.23	80	1.23%	3,977.81 SIT	1.64	0.17
OTHER FINANCIAL INTERMEDIATION									
Nika Brežice	774	31,690	95.07 SIT	8.14	0	0.00%	2,726.62 SIT	0.28	0.19
PHARMACEUTICALS									
Krka Novo Mesto	41,517	8,519,905	2,522.23 SIT	16.46	950	2.29%	21,983.00 SIT	1.89	0.29
Lek Ljubljana	33,679	7,112,521	2,106.15 SIT	15.99	700	2.08%	19,578.49 SIT	1.72	0.22
PUBLISHING									
Delo Ljubljana	20,616	957,353	1,434.31 SIT	14.37	0	0.00%	7,275.60 SIT	2.83	0.22
REAL ESTATE / TRADE									
BTC	16,500	1,001,012	2,110.18 SIT	7.82	580	3.52%	44,517.78 SIT	0.37	0.59
TRANSPORT									
Aerodrom Ljubljana ⁽⁵⁾	37,498	943,107	248.41 SIT	150.95	176 SIT	0.47%	4,149.76 SIT	9.04	0.11
Intereuropa Koper	3,696	1,156,795	304.70 SIT	12.13	166 SIT	4.48%	3,812.35 SIT	0.97	0.20
Luka Koper ⁽⁵⁾	4,639	1,717,626	238.21 SIT	19.48	160 SIT	3.45%	3,195.77 SIT	1.45	0.31
TRADE									
Delo Prodaja	5,801	347,221	593.57 SIT	9.77	250 SIT	4.31%	5,029.58 SIT	1.15	0.60
Emona obala Koper ⁽³⁾	5,606	414,958	704.37 SIT	7.96	360	6.42%	4,498.94 SIT	1.25	0.64
Koloniale Maribor	2,246	347,269 SIT	230 SIT	9.759332204	0	0.00%	6,514.99 SIT	0.34	0.47
Kompas MTS	1,720	63,948	98.30 SIT	17.50	- SIT	0.00%	3,729.84 SIT	0.46	0.18
Mercator Ljubljana	1,647	1,740,250	493.45 SIT	3.34	800 SIT	48.58%	4,479.24 SIT	0.37	0.31
Salus Ljubljana	19,478	4,008,563	1,249.36 SIT	15.59	300 SIT	1.54%	20,715.63 SIT	0.94	0.22
Merkur Kranj	60,000	870,572	6,527.54 SIT	9.19	3,000 SIT	5.00%	38,364.43 SIT	1.56	0.09
Tehnounion Ljubljana	17,764	233,318 SIT	258 SIT	68.77737867	550	3.10%	26,297.28 SIT	0.68	0.07
Živila Kranj	8,990	200,354	2,405.90 SIT	3.74	0	0.00%	49,044.68 SIT	0.18	0.36

Calculated on the basis of nonconsolidated financial statement for 2001. Statements are consolidated for the following issues: Droga, Emona obala Koper, Gorenje, Istrabenz, Krka, Lek, Mercator, Merkur, Petrol, Radenska, Sava, Tehnounion, Živila and Žito. An average number of shares traded in year 2001 has been used for the calculations.

⁽¹⁾ P / E = PRICE / EARNING PER SHARE

⁽²⁾ Yearly turnover / average capitalisation as of 31 August 2002, 28 February 2002 and 31 August 2001.

⁽³⁾ Shares of daughter company are excluded.

⁽⁴⁾ Not applicable.

⁽⁵⁾ Calculation of P/E for Aerodrom and Luka Koper includes common and preferred shares.

E2) RECORD VALUES

RECORD DAILY TURNOVER IN YEAR 2002

16 July 2002

	Value (in SIT)	Number of bargains	Volume in pieces
Order book trades	796,173,715	1,549	2,347,723
Cross trades	144,291,612	314	382,817
Block trades	4,089,565,293	24	15,186,290
Total	5,030,030,620	1,887	17,916,830

MAX AND MIN VALUE OF TURNOVER AND INDICES

	In year 2002		In years 1989-2001	
Monthly turnover (in SITm)	37,324	April	53,123	December 2000
Daily turnover (in SITm)	5,030	16 Jul 2002	10,058	12 July 2001
Number of bargains per day	2,273	26 Aug 2002	5,900	8 July 1999
Value of block trade (in SITm)	971	16 Jul 2002	8,128	23 Nov 2001
Max value of SBI 20 index	2,550.55	26 Aug 2002	2,159.35	19 Dec 2001
Min value of SBI 20 index	2,140.80	3 Jan 2002	891.93	10 Sep 1996
Max value of SBI 20NT index	2,475.76	26 Aug 2002	2,096.75	27 Dec 2001
Min value of SBI 20NT index	2,082.58	3 Jan 2002	1,437.30	1 July 1998
Max value of IPT index	2,053.15	27 Aug 2002	1,806.98	30 Dec 1999
Min value of IPT index	1,753.43	8 Jan 2002	1,318.83	1 July 1998
Max value of PIX index	1,939.44	26 Aug 2002	1,633.77	19 Oct 1999
Min value of PIX index	1,551.00	3 Jan 2002	965.15	29 Apr 1999
Max value of FOOD AND BEVERAGES index	2,404.34	27 Aug 2002	2,175.17	28 Dec 2001
Min value of FOOD AND BEVERAGES index	2,049.04	28 Feb 2002	1,551.34	3 Apr 2000
Max value of PHARMACEUTICALS index	2,527.17	26 Aug 2002	2,623.07	11 Aug 1998
Min value of PHARMACEUTICALS index	2,076.41	18 Jan 2002	1,505.49	23 Apr 2001
Max value of CHEMICALS index	2,225.21	30 Aug 2002	2,176.97	6 Aug 1998
Min value of CHEMICALS index	1,896.00	3 Jan 2002	1,476.44	1 July 1998
Max value of OIL AND GAS index	3,374.26	26 Aug 2002	2,633.44	17 Dec 2001
Min value of OIL AND GAS index	2,554.39	3 Jan 2002	1,591.73	27 June 2000
Max value of TRANSPORT index	2,465.70	26 Aug 2002	2,070.25	7 Dec 2001
Min value of TRANSPORT index	2,032.64	3 Jan 2002	1,132.46	1 July 1998
Max value of TRADE index	2,073.37	26 Aug 2002	2,195.82	31 Jan 2000
Min value of TRADE index	1,790.84	3 Jan 2002	1,172.80	1 July 1998
Max value of BIO index	109.03	3 Jan 2002	113.52	14 Dec 1995
Min value of BIO index	107.34	26 Feb 2002	100.46	5 July 1995

E3) NEW LISTED SECURITIES AND CHANGES IN YEAR 2002

NEW LISTED LONG - TERM SECURITIES ON LJUBLJANA STOCK EXCHANGE IN YEAR 2002

OFFICIAL MARKET

BONDS

Issuer	Trading code	Nomin. value of issue	Issue	Listing date	First trading day
Republika Slovenija	RS28	10,500,000,000 SIT	28 th issue	18 Jan 2002	25 Jan 2002
Republika Slovenija	RS29	10,278,000 EUR	29 th issue	18 Jan 2002	25 Jan 2002
Republika Slovenija	RS31	2,974,680,000 SIT	31 st issue	18 Jan 2002	25 Jan 2002
Republika Slovenija	RS32	23,865,500 EUR	32 nd issue	18 Jan 2002	25 Jan 2002
Republika Slovenija	RS34	16,910,000,000 SIT	34 th issue	20 Feb 2002	26 Feb 2002
Republika Slovenija	RS35	14,000,000,000 SIT	35 th issue	20 Mar 2002	26 Mar 2002
Republika Slovenija	RS36	3,790,000,000 SIT	36 th issue	20 Mar 2002	26 Mar 2002
Republika Slovenija	RS33	127,166,003.64 EUR	33 rd issue	2 Apr 2002	9 Apr 2002
Republika Slovenija	RS37	17,000,000,000 SIT	37 th issue	24 Apr 2002	30 Apr 2002
Republika Slovenija	RS38	18,018,600 EUR	38 th issue	24 Apr 2002	30 Apr 2002
Republika Slovenija	RS40	15,000,000,000 SIT	40 th issue	4 June 2002	7 June 2002
Republika Slovenija	RS41	12,000,000,000 SIT	41 th issue	20 June 2002	26 June 2002
Republika Slovenija	RS42	12,000,000,000 SIT	42 nd issue	17 Jul 2002	24 Jul 2002

FREE MARKET

SHARES

Issuer	Trading code	Type of share	Listing date	First trading day
Jata Emona	JAMR	common	10 Jan 2002	15 Jan 2002
Leshina	MILG	common	16 Jan 2002	25 Jan 2002
KS 4 naložbe	K4NR	common	23 Apr 2002	25 Apr 2002
IMP KLIMAT	KLLG	common	23 Apr 2002	26 Apr 2002
Krona holding	KRHR	common	6 May 2002	9 May 2002
Aktiva fin	ATFR	common	28 May 2002	31 May 2002
PPS Ptajske pekarnice in slaščičarne	PPSG	common	7 Aug 2002	12 Aug 2002

BONDS

Issuer	Trading code	Nominal value of issue	Issue	Listing date	First trading day
Probanka	PRB5	7,850,000 EUR	5 th issue	22 Apr 2002	26 Apr 2002
NAMA	NAL1	953,975,000 SIT	1 st issue	2 Aug 2002	8 Aug 2002

Authorised investment funds

Issuer	Trading code	Type of share	Listing date	First trading day
PID Vipa Invest	VION	common	22 Jan 2002	29 Jan 2002
KS - SKLAD 4	K4SR	common	23 Apr 2002	25 Apr 2002
ATENA PID	ATPR	common	11 Jun 2002	17 Jun 2002

DELISTED LONG - TERM SECURITIES IN YEAR 2002

OFFICIAL MARKET

Issuer	Trading code	Type of share	Delisting date
SKB banka	SKBB	common	27 June 2002

FREE MARKET

SHARES

Issuer	Trading code	Type of share	Delisting date
Emona Krmila	EMKG	common	11 Jan 2002
Jata Reja	JRDG	common	11 Jan 2002
Totra Plastika	TOPG	common	14 Jan 2002
PPC Gorenjski sejem	GSKG	common	18 Mar 2002
Veletrgovina Potrošnik	POMG	common	18 Mar 2002
Bohor	BFUG	common	19 Apr 2002
Alpdom	ALDG	common	5 Jul 2002
AVANT HOLDING	AVHR	common	13 Aug 2002
CERTIUS HOLDING	CERR	common	13 Aug 2002
AKTIVA FIN	ATFR	common	13 Aug 2002
AKTIVA AVANT FINANČNA DRUŽBA	AAFR	common	13 Aug 2002

AUTHORISED INVESTMENT FUNDS

Issuer	Trading code	Type of share	Delisting date
Vipa Invest Nanos	VNON	common	15 Jan 2002
Vipa Invest Soča	VSON	common	15 Jan 2002
Arkada dva	AR2N	common	8 Mar 2002
Arkada tri	AR3N	common	8 Mar 2002
KS - SKLAD 4	KS4N	common	23 Apr 2002
Krona krona	KRON	common	6 May 2002
Atena 1. Sklad	AT1N	common	29 May 2002

EXTENDED LISTING OF LONG - TERM SECURITIES IN YEAR 2002

OFFICIAL MARKET

SHARES

Issuer	Trading code	Type of share	Number of shares before extension	Number of shares after extension	Extension date
Salus	SALR	common	124,970	134,980	27 June 2002
Intereuropa	IEKG	common	7,210,700	7,902,413	19 Jul 2002

BONDS

Issuer	Trading code	Issue	Number of bonds before extension	Number of bonds after extension	Extension date
Republika Slovenija	RS27	27 th issue	409,150	1,700,000	16 Jan 2002
Republika Slovenija	RS29	29 th issue	102,780	328,037	18 Feb 2002
Republika Slovenija	RS29	29 th issue	328,037	550,000	4 June 2002
Republika Slovenija	RS36	36 th issue	379,000	1,200,000	19 June 2002
Republika Slovenija	RS38	38 th issue	180,186	502,495	15 Jul 2002

FREE MARKET

SHARES

Issuer	Trading code	Type of share	Number of shares before extension	Number of shares after extension	Extension date
Hidrotehnik	VHLG	common	330,034	384,472	27 Aug 2002

AUTHORISED INVESTMENT FUNDS

Issuer	Trading code	Type of share	Number of shares before extension	Number of shares after extension	Extension date
Arkada ena	AR1N	common	30,210,725	66,406,092	8 Mar 2002

EXPIRED BONDS IN YEAR 2002

Issuer	Trading code	Issue	Market	Last trading day
LB SB Velenje	BV01	1 st issue	official market	25 Jan 2002
Factor banka	FB01E	1 st issue	official market	31 Mar 2002
Republika Slovenija 12. Izdaja	RS12	12 th issue	official market	22 May 2002
Banka Koper	BKP2	2 nd issue	free market	24 May 2002
Nova ljubljanska banka	NLB1	1 st issue	official market	27 May 2002
Nova ljubljanska banka	NLB2E	2 nd issue	official market	27 May 2002
Občina Šmarje pri Jelšah	OSMOE	1 st issue	free market	27 Aug 2002

F) LIST OF SECURITIES - AUGUST 2002

F1) OFFICIAL MARKET (1)

CORPORATE BONDS

	Issuer	Trading code	First trading day	Nominal value of issue traded	Coupon interest rate	Maturity	Sector
1	ABANKA	AB01E	8 Jan 1996	5,112,918.81 EUR	10% p.a.	1996-2002	banking
2	ABANKA	AB03	14 June 1999	7 EURm	5% p.a.	1998-2005	banking
3	ABANKA	AB04	27 Dec 2000	10 EURm	6.25% p.a.	2000-2007	banking
4	ABANKA	AB05	26 Sept 2001	10 EURm	6% p.a.	2001-2006	banking
5	BANKA CELJE	BCE3	6 Mar 2000	10 EURm	6% p.a.	1999-2005	banking
6	BANKA CELJE	BCE4	9 Feb 2001	10 EURm	6% p.a.	2000-2006	banking
7	BANKA CELJE	BCE5	19 Dec 2001	10 EURm	6% p.a.	2001-2007	banking
8	BLAGOVNO TRGOVINSKI CENTER	BTC1E	24 Feb 1997	17,383,924.96 EUR	10.5% p.a.	1996-2008	retail, wholesale and real estate trade
9	LB BANKA ZASAVJE	BZ02E	14 Jan 1997	4,601,626.93 EUR	7.5% p.a.	1996-2004	banking
10	KREKOVA BANKA	KRB2E	14 Apr 1998	3,579,043.17 EUR	7% p.a.	1997-2002	banking
11	BANKA VIPA	VP02E	25 Oct 1995	2,045,167.52 EUR	10% p.a.	1995-2005	banking
12	BANKA VIPA	VIP3E	13 Nov 1996	2,556,459.41 EUR	7.5% p.a.	1996-2006	banking
13	BANKA VIPA	VIP4E	3 Dec 1997	2,045,167.52 EUR	7% p.a.	1997-2007	banking
14	BANKA VIPA	VIP5	24 Dec 1998	2 EURm	6% p.a.	1998-2008	banking
15	BANKA VIPA	VIP6	6 Mar 2000	2 EURm	5.5% p.a.	1999-2009	banking
16	BANKA VIPA	VIP7	19 July 2001	2 EURm	6.2% p.a.	2001-2010	banking
17	DOLENJSKA BANKA	DB01	21 Dec 1998	900 SITm	7% p.a. + TOM	1997-2002	banking
18	DOLENJSKA BANKA	DB02E	18 Dec 1998	4,475,849.13 EUR	6.8% p.a.	1997-2002	banking
19	HOTELI BERNARDIN	HTB1E	28 June 1999	10,225,837.62 EUR	8.5% p.a.	1999-2009	hotel and restaurant activities
20	NFD	NI01	21 Dec 1999	2,171.84 SITm	5.5% p.a. + TOM	1999-2006	investment consulting
21	NOVA KBM	KBM1E	5 Oct 1998	7,669,378.22 EUR	6% p.a.	1998-2003	banking
22	NOVA KBM	KBM2	14 Nov 2000	9 EURm	5.9% p.a.	2000-2006	banking
23	NOVA KBM	KBM3	14 Nov 2001	2,000 SITm	5.8% p.a. + TOM	2001-2006	banking
24	NOVA KBM	KBM4	14 Nov 2001	9 EURm	6% p.a.	2001-2006	banking
25	NOVA LJUBLJANSKA BANKA	NLB3	18 July 2000	4,000 SITm	5.25% p.a. + TOM	2000-2005	banking
26	NOVA LJUBLJANSKA BANKA	NLB4	18 July 2000	5 EURm	5.65% p.a.	2000-2005	banking
27	NOVA LJUBLJANSKA BANKA	NLB5	27 Sept 2001	12 mio EUR	5.8% p.a.	2000-2005	banking
28	PROBANKA	PRB1	15 July 1996	800 SITm	6% p.a. + TOM	1995-2003	banking
29	PROBANKA	PRB2E	3 Nov 1997	3,067,751.29	8% p.a.	1995-2003	banking
30	SKB BANKA	SKB3E	14 Mar 1997	17,895,215.84 EUR	7.5% p.a.	1996-2003	banking
31	SKB BANKA	SKB4A	30 Dec 1999	3,818.2 SITm	5.25% p.a. + TOM	1999-2005	banking
32	SKB BANKA	SKB4B	30 Dec 1999	5,909 EURm	5.25% p.a.	1999-2006	banking
33	STANOVANJSKI SKLAD RS	SSR1E	4 July 1996	4,083,023.58 EUR	6% p.a.	1995-2010	national mortgage agency
34	STANOVANJSKI SKLAD RS	SSR2	30 June 1998	2,000 SITm	7.2% p.a. + TOM	1998-2008	national mortgage agency
35	SLOVENSKA ZADRUŽNA KMETIJSKA BANKA	ZBK1E	10 July 1995	2,556,459.41 EUR	10% p.a.	1994-2004	banking
36	SLOVENSKA ZADRUŽNA KMETIJSKA BANKA	SZB3	15 Mar 2000	2,000 SITm	5.3% p.a. + TOM	1999-2005	banking

MUNICIPAL and GOVERNMENT BONDS

	Issuer	Trading code	First trading day	Nominal value of issue traded	Coupon interest rate	Maturity	Sector
1	REPUBLIC OF SLOVENIA	RS04E	6 Aug 1998	136,803,812.19 EUR	8% p.a.	1996-2022	government bond
2	REPUBLIC OF SLOVENIA	RS08E	24 Nov 1993	49,356,539.17 EUR	5% p.a.	1993-2003	government bond
3	REPUBLIC OF SLOVENIA	RS10	14 June 1999	52,189.61 SITm	4.5% p.a. + TOM	1997-2007	government bond
4	REPUBLIC OF SLOVENIA	RS13E	14 June 1999	54,555,355.02 EUR	5.55% p.a.	1998-2008	government bond
5	REPUBLIC OF SLOVENIA	RS14	29 Feb 2000	6,304 SITm	4% p.a. + TOM	1999-2003	government bond
6	REPUBLIC OF SLOVENIA ISSUE	RSE	29 Feb 2000	8,981.3 SITm	5.1% p.a. + TOM	1995-2002	government bond
7	REPUBLIC OF SLOVENIA ISSUE	RSH	29 Feb 2000	4,790.2 SITm	5.55% p.a. + TOM	1995-2005	government bond
8	REPUBLIC OF SLOVENIA ISSUE	RSI	23 Jan 1997	8,981.3 SITm	5.7% p.a. + TOM	1995-2006	government bond
9	REPUBLIC OF SLOVENIA ISSUE	RS16	15 Mar 2000	6,000 SITm	4.2% p.a. + TOM	2000-2003	government bond
10	REPUBLIC OF SLOVENIA ISSUE	RS17	15 Mar 2000	9,000 SITm	4.7% p.a. + TOM	2000-2005	government bond
11	REPUBLIC OF SLOVENIA ISSUE	RS18	15 May 2000	50 EURm	6% p.a.	2000-2010	government bond
12	REPUBLIC OF SLOVENIA ISSUE	RS19	18 Aug 2000	6,000 SITm	4.2% p.a. + TOM	2000-2003	government bond
13	REPUBLIC OF SLOVENIA ISSUE	RS20	12 Dec 2000	6,000 SITm	4.2% p.a. + TOM	2000-2003	government bond
14	REPUBLIC OF SLOVENIA	RS22	22 Feb 2001	8,000 SITm	4.7% p.a. + TOM	2001-2006	government bond
15	REPUBLIC OF SLOVENIA	RS23	20 Feb 2001	40 EURm	6% p.a.	2001-2011	government bond
16	REPUBLIC OF SLOVENIA	RS24	22 Mar 2001	1,100 SITm	4.2% p.a. + TOM	2001-2004	government bond
17	REPUBLIC OF SLOVENIA	RS25	3 May 2001	8,000 SITm	4.7% p.a. + TOM	2001-2006	government bond
18	REPUBLIC OF SLOVENIA	RS26	14 June 2001	50 EURm	5.375% p.a.	2001-2011	government bond
19	REPUBLIC OF SLOVENIA	RS27	20 Dec 2001	17,000 SITm	4.7% p.a. + TOM	2001-2006	government bond
20	REPUBLIC OF SLOVENIA	RS28	25 Jan 2002	10,500 SITm	4.2% p.a. + TOM	2002-2005	government bond
21	REPUBLIC OF SLOVENIA	RS29	25 Jan 2002	55 EURm	5.375% p.a.	2002-2012	government bond
22	REPUBLIC OF SLOVENIA	RS31	25 Jan 2002	2,974.68 SITm	4.7% p.a. + TOM	2002-2007	government bond
23	REPUBLIC OF SLOVENIA	RS32	25 Jan 2002	23,8655 EURm	5.375% p.a.	2002-2012	government bond
24	REPUBLIC OF SLOVENIA	RS33	9 Apr 2002	127.166 EURm	8% p.a.	2002-2022	government bond
25	REPUBLIC OF SLOVENIA	RS34	26 Feb 2002	16,910 SITm	4.2% p.a. + TOM	2002-2007	government bond
26	REPUBLIC OF SLOVENIA	RS35	26 Mar 2002	14,000 SITm	9% p.a.	2002-2007	government bond
27	REPUBLIC OF SLOVENIA	RS36	26 Mar 2002	12,000 SITm	7.5% p.a.	2002-2005	government bond
28	REPUBLIC OF SLOVENIA	RS37	30 Apr 2002	17,000 SITm	4% p.a. + TOM	2002-2007	government bond
29	REPUBLIC OF SLOVENIA	RS38	30 Apr 2002	50 EURm	5.63% p.a.	2002-2017	government bond
30	REPUBLIC OF SLOVENIA	RS40	7 June 2002	15,000 SITm	3.9% p.a. + TOM	2002-2007	government bond
31	REPUBLIC OF SLOVENIA	RS41	26 June 2002	12,000 SIT m	3.9% p.a. + TOM	2002-2007	government bond
32	REPUBLIC OF SLOVENIA	RS42	24 Jul 2002	12,000 SIT m	9% p.a.	2002-2005	government bond
33	SLOVENSKA RAZVOJNA DRUŽBA	SKR1E	3 July 1995	25,564,594.06 EUR	5% p.a.	1993-2003	development fund of Republic Slovenia

TOM (abbreviation for: "temeljna obrestna mera" - base interest rate) - indexation factor, calculated as twelve month average of monthly consumer price index

F1) OFFICIAL MARKET (2)

COMMON SHARES

	Issuer	Trading code	First trading day	Nominal value of issue listed	Number of shares traded	Isin code	Sector
1	AERODROM LJUBLJANA	AELG	8 Oct 1997	1,936.229 SITm	1,936,229	SI0031103276	airport services
2	BANKA KOPER	BKP	14 Mar 2000	5,313.59 SITm	531,359	SI 002110547 1	banking
3	BLAGOVNO TRGOVINSKI CENTER BTC	BTC	4 Oct 1994	5,806.624 SITm	725,828	SI0031100504	retail, wholesale and real estate trade
4	COMET ZREČE	CHZG	2 Nov 1998	1,700.688 SITm	1,700,688	SI0031104407	grinding wheels and other non-metals production
5	DELO LJUBLJANA	DELR	13 Jan 1999	667.464 SITm	667,464	SI 003110445 6	publishing
6	DELO PRODAJA	DPRG	12 Feb 2001	593.549 SITm	593,549	SI0031107079	trade
7	DROGA PORTOROŽ	DRPG	12 June 1996	2,827.68 SITm	282,768	SI0031100256	food processing industry
8	EMONA OBALA KOPER	EOKG	7 Jan 1998	1,741.456 SITm	1,741,456	SI0031102682	commerce
9	ETOL CELJE	ETOG	21 Feb 1997	2,745.76 SITm	274,576	SI0031101338	essential oils and fragrances production
10	GEODETSKI ZAVOD SLOVENIJE	GZRG	8 Jan 2001	379.820 SITm	379,820	SI0031110339	surveying and cartography
11	GORENJE VELENJE	GRVG	10 Nov 2000 official market (2 June 1998 free market)	12,200 SITm	12,200,000	SI0031104076	household appliances
12	GRADBENO PODJETJE GROSUPLJE	GPG	23 Dec 1994	19,941.1 SITm	199,411	SI0031100728	construction industry
13	INTEREUROPA KOPER	IEKG	12 Jan 1998	7,902.413 SITm	7,902,413	SI0031100090	retail trade
14	ISTRABENZ KOPER	ITBG	16 June 1997	5,180 SITm	5,180,000	SI0031102070	holding companies management
15	KOMPAS MTS	MTSG	8 Dec 2000	3,526.714 SITm	3,526,714	SI0031103706	catering service, border-crossing and tourist services
16	KOLINSKA LJUBLJANA	KOLR	8 Jan 1996	3,166.992 SITm	3,166,992	SI0031100058	food processing industry
17	KOLONIALE VELETRGOVINA MARIBOR	KLMG	30 July 1999	650.516 SITm	650,516	SI 003110515 6	domestic market food and non food products wholesale
18	KRKA TOVARNA ZDRAVIL NOVO MESTO	KRKG	4 Nov 1997	14,170.448 SITm	3,542,612	SI0031102120	pharmaceutical & chemical industry
19	LEK LJUBLJANA	LEKA	11 Sep 1996	10,743.738 SITm	1,790,623	SI0031100645	pharmaceuticals
20	LUKA KOPER	LKPG	20 Nov 1996	7,140 SITm	7,140,000	SI0031101346	transport
21	MERCATOR LJUBLJANA	MELR	22 Dec 1997	32,085.04 SITm	3,208,504	SI0031100082	commerce industry, agriculture
22	MERKUR KRANJ	MER	30 Nov 1998	91,258.5 SITm	912,585	SI0031104639	wholesale and retail trade
23	MLINOTEST AJDOVŠČINA	MAJG	3 Apr 2000	2,389.177 SITm	2,389,177	SI 003110820 0	food processing industry
24	NIKA BREŽICE	NIKA	23 June 1992	479.688 SITm	479,688	SI0031100793	financial consultancy and services
25	PETROL LJUBLJANA	PETG	5 May 1997	12,517.806 SITm	2,086,301	SI0031102153	crude-oil and gas trade
26	PIVOVARNA LAŠKO	PILR	1 Feb 2000	6,363.405 SITm	6,363,405	SI 003110741 8	brewery
27	PIVOVARNA UNION	PULG	6 Mar 2000	4,511.14 SITm	451,114	SI 003110907 5	brewery and soft drinks
28	RADENSKA RADENCI	RARG	3 Apr 1997	5,061.856 SITm	5,061,856	SI0031102302	health resort
29	SALUS LJUBLJANA	SALS	16 Jan 1992	134.98 SITm	134,980	SI 003110568 5	full-line pharmaceutical
30	SAVA KRANJ	SAVA	6 Jan 2000	17,209.87 SITm	1,720,987	SI0031108457	wholesale chemicals
31	TEHNOUNION LJUBLJANA	TEHG	26 Nov 1998	840.05 SITm	84,005	SI0031100025	sales agent and marketing of motor vehicles
32	TERME ČATEŽ	TCRG	26 Aug 1993	2,699.886 SITm	449,981	SI0031100637	health resort
33	ZDRAVILIŠČE MORAVSKE TOPLICE	ZMTG	25 Sep 1997	2,861.843 SITm	2,861,843	SI0031103250	health resort
34	ŽIVILA KRANJ	ZKNG	15 May 2000	3,199.97 SITm	319,997	SI 003110678 2	trade and catering industry
35	ŽITO LJUBLJANA	ZTOG	20 Mar 2000	3,487.65 SITm	348,765	SI 003110844 0	flour, bread, pasta and sweets production

PREFERRED SHARES

	Issuer	Trading code	First trading day	Nominal value of issue listed	Number of shares traded	Isin code	Sector
1	LEK LJUBLJANA	LEKB	6 May 1999	832.920 SITm	138,820	SI 003120027 0	pharmaceuticals
2	PROBANKA MARIBOR	PRBP	30 Mar 1993	400 SITm	400,000	SI 002120040 5	banking
3	VIPA BANKA	VPPP	28 June 1994	350 SITm	17,500	SI 002120031 4	banking

F2) FREE MARKET (1)

CORPORATE BONDS

	Issuer	Trading code	First trading day	Nominal value of issue traded	Interest rate	Maturity	Sector
1	AUTOCOMMERCE LJUBLJANA	ACL1E	15 Dec 1997	11,401,808.95 EUR	8% p.a.	1997-2006	foreign and domestic trade, service and production
2	BANKA KOPER	BKP3	5 Jan 2000	5 EURm	5% p.a.	1999-2004	banking
3	KD INVESTMENTS	KD01E	24 July 1996	4,090,335.05 EUR	10% p.a.	1996-2006	investment
4	NAMA	NAL1	8 Aug 2002	953,795,000 SIT	7% p.a. + EUR	2002-2008	trade
5	PROBANKA	PRB4	15 Mar 2000	5 EURm	5.5% p.a.	1999-2007	banking
6	PROBANKA	PRB5	26 Apr 2002	7.85 EURm	6.25% p.a.	2001-2006	banking
7	UBK BANKA*	UBKKE	5 Jan 1995	3,067,751.29 EUR	8.5% floating rate	1994-2004	banking
8	BANKA VIPA	VP01E	5 Jan 1995	1,022,583.76 EUR	10% p.a.	1994-2004	banking
9	POTEZA	BDP2	13 Dec 1999	1.5 EURm	7.5% p.a.	1999-2004	brokerage house
10	SI.MOBIL	SM01E	24 Sep 1999	2,556,459.41 EUR	6% p.a.	1999-2006	telecommunication
11	SIP STROJNA OPREMA	SIP1AE	19 June 2000	3,323,397.23 EUR	6% p.a.	1999-2009	production of tractors and other agricultural, forestry and cultivation machinery
12	SIP STROJNA OPREMA	SIP1BE	19 June 2000	1,763,956.99 EUR	6% p.a.	1999-2009	production of tractors and other agricultural, forestry and cultivation machinery

* floating interest rate calculated as an average annual interest rate of long-term government bonds denominated in DEM

MUNICIPAL and GOVERNMENT BONDS

	Issuer	Trading code	First trading day	Nominal value of issue traded	Coupon interest rate	Maturity	Sector
1	SLOVENSKA ODŠKODNINSKA DRUŽBA	SOSZE	7 Apr 1997	357,910,000 EUR	6% p.a.	1996-2004	meeting commitments deriving from denationalisation process
2	STANOVANJSKI SKLAD RS	SSR3	8 May 2001	2,000 SITm	6.1% p.a.+ TOM	2001-2011	national mortgage agency

TOM (abbreviation for: "temeljna obrestna mera" - base interest rate) - indexation factor calculated as twelve month average of monthly consumer price index

F2) FREE MARKET (2)

COMMON SHARES

	Issuer	Trading code	First trading day	Nominal value of issue listed	Number of shares traded	Isin code	Sector
1	AGROKOMBINAT MARIBOR	AKMG	24 Sep 1999	403.808 SITm	403.808	SI 003110433 2	retail, fooder production for livestock, meat and milk products, granary services
2	ALPDOM RADOVLJICA	ALDG	7 Apr 2000	47.816 SITm	47.816	SI 003110938 0	real estate and residence management and sale, business engineering
3	ALPETOUR POTOVALNA AGENCIJA ŠKOFJA LOKA	APAG	2 Aug 2000	526.084 SITm	263,042	SI0031109893	passengers transportat
4	AVTO CELJE	AVCG	4 Feb 1997	418.077 SITm	418,077	SI0031102112	car sale and repair services
5	AVTROPREVOZNIŠTVO IN SERVISI VELENJE	ASVG	1 Sep 1997	308.696 SITm	308,696	SI0031103151	transport company
6	BELINKA HOLDING LJUBLJANA	BELG	19 Oct 2000	2,702.532 SITm	2,702,532	SI 003110216 1	holding companies management
7	CAPITA LJUBLJANA	CAP1	5 Sep 1997	582.021 SITm	582,021	SI0021100035	holding companies management
8	CEMENTARNA TRBOVLJE	CTRG	29 May 2000	1,766 SITm	176,600	SI 003110962 0	cement production
9	CETIS CELJE	CETG	10 Mar 1997	2,400 SITm	200,000	SI0031100843	paper industry and graphics
10	CINKARNA CELJE	CICG	6 Mar 1998	4,874.862 SITm	812,477	SI0031103805	metallurgic and chemical industry
11	CM CELJE	CEMG	1 Mar 2001	643.570 SITm	64,357	SI0031109885	design, construction and reconstruction of roads, highways and other traffic areas
12	COLOR MEDVODE	COMG	15 Jan 1998	1,607.402 SITm	803,701	SI0031103607	resin, colours and varnish industry
13	CREINA KRANJ	CRKG	21 Feb 2000	194.376 SITm	48,594	SI 003110915 8	production and wholesale of agricultural and industrial machines and gadgets
14	DADAS MARIBOR	DAD	16 Sep 1997	125.28 SITm	31,320	SI0031100769	financial consultancy and services
15	DANA MIRNA	DMRG	7 June 1999	356.128 SITm	356,128	SI 003110520 6	secondary industry of fruit processing and production of alcohol and non-alcohol drinks
16	DOM SMREKA	DSMG	21 Sep 1999	406.199 SITm	406,199	SI 003110725 1	retail of construction material, heating and wood
17	DRAVINJSKI DOM SLOVENSKE KONJICE	DSKG	19 May 2000	216.56 SITm	216,560	SI 003110958 8	wholesale and retail of food and non-food products
18	DZS LJUBLJANA	DZS	12 May 1999	1,429.368 SITm	1,429,368	SI 003110527 1	publishing and trading
19	EGOLES ŠKOFJA LOKA	GKRG	17 Sep 1999	258.3 SITm	258,300	SI 003110714 5	forest management and sale of wood products
20	ELMO LJUBLJANA	IELG	22 Feb 2001	708 SITm	708,000	SI003110263	electrical installations
21	FRUCTAL AJDOVŠČINA	FRAG	6 Jan 1998	2,504.151 SITm	2,504,151	SI0031103599	food-processing industry
22	GEA COLLEGE LJUBLJANA	GEAR	5 Jan 1995	147.885 SITm	147,885	SI0031100801	consulting
23	GEA TOVARNA OLJA SLOV.BISTRICA	GSBG	30 June 1996	660.348 SITm	660,348	SI0031101296	oil - producing industry
24	GRAD PRESTRANEK	GDPR	1 Feb 2000	345.88 SITm	43,235	SI 003110898 6	revitalisation and renewal of the Prestranek estate; catering and tourist activities; horse breeding
25	GRADIS GP LJUBLJANA	GLJG	12 July 1999	609.5 SITm	304,750	SI 003110393 8	construction
26	GRAND HOTEL UNION LJUBLJANA	GHUG	5 Jan 2000	1,814.613 SITm	1,814,613	SI 003110865 5	hotel industry
27	GORENJSKI TISK KRANJ	GTKG	19 Sep 1996	960.176 SITm	960,176	SI 003110119 7	graphics services
28	GORIŠKE OPEKARNE RENČE	GORG	8 Mar 1999	392.725 SITm	392,725	SI0031104993	production of different clay brick products
29	GOZDNO GOSPODARSTVO BLEĐ	GGBG	27 Dec 1999	611.9 SITm	611,900	SI 003110737 6	forest management
30	GOZDNO GOSPODARSTVO POSTOJNA	GZPG	30 June 1999	489.52 SITm	489,520	SI 003110571 9	forest management and sale of wood products
31	HELIOS DOMŽALE	HDOG	19 Sep 1996	2,198.61 SITm	219,861	SI0031101148	intermediary on fuel, mine sector
32	HIDROTEHNIK LJUBLJANA	VHLG	5 July 1999	384.472 SITm	384,472	SI 003110551 1	building industry and protection against flood damage
33	HIPOTEKARNA BANKA BREŽICE	HBR	14 Dec 1998	600 SITm	300,000	SI0021100746	banking
34	HOTELI PALACE PORTOROŽ	PALG	7 Oct 1997	2,346.102 SITm	2,346,102	SI0031103300	hotel industry
35	IMP ČRPALKE	ICRG	9 Sep 1998	333.034 SITm	333,034	SI0031104340	production of pumps
36	INLES RIBNICA	IHPG	8 Oct 1999	1,111.050 SITm	555,525	SI 003110745 9	production of furniture
37	INTARA LJUBLJANA	INTR	5 Jan 1995	101 SITm	101,000	SI0031101148	brokerage house
38	INTEGRAL JESENICE	INJG	14 Sep 1999	243.784 SITm	243,784	SI 003110708 7	merchandise and passenger transport, motor vehicle service and repairs
39	INTERTRADE ITA LJUBLJANA	INRG	20 Oct 1997	695.31 SITm	69,531	SI0031103334	mechanical engineering representative
40	INTERTRADE ITS LJUBLJANA	ITSG	24 Apr 1998	1,260 SITm	1,260,000	SI0031103946	information and computer service
41	INTES MARIBOR	IMTG	9 Mar 2000	549.982 SITm	549,982	SI 003110920 8	cereal processing and production of farinaceous food
42	IMP KLIMAT	KLLG	26 Apr 2002	353.9 SITm	353,900	SI 0031111147	production of air conditioning equipment
43	JADRAN SEŽANA	JASG	23 Sep 1996	226.334 SITm	226,334	SI0031101544	commerce industry
44	JATA LJUBLJANA	JMLG	23 Sep 1996	1,196.02 SITm	119,602	SI0031101536	production and processing of poultry meat
45	JATA EMONA	JAMR	15 Jan 2002	3,197.534 SITm	3,197,534	SI0031111097	production and retailing of poultry meat
46	JAVOR PIVKA	JPIG	13 Nov 2000	1,194.7 SITm	1,194,700	SI0031109109	production of plywood, bound and layer wood, fibre and other slabs
47	JELEN SLOVENSKE KONJICE	JESG	29 Nov 1999	50.849 SITm	50,849	SI 003110430 8	restaurant & hotel capacities
48	JUTEKS ŽALEC	JTKG	2 Nov 1999	641.432 SITm	641,432	SI 003110786 3	carpet production on various linings
49	KEMA PUČONCI	KEPG	17 Dec 1998	217.346 SITm	217,346	SI 003110420 9	production of special buildingmaterials
50	KOVINOTEHNA CELJE	KCEG	17 Jul 1996 (5 Nov 2001 free market)	4,124.504 SITm	4,124,504	SI0031100157	iron and nonferrous metals production - wholesale trade, retail trade
51	KLASJE CELJE	KLKG	2 July 1999	734.716 SITm	734,716	SI 0031105487	bread, pastries and sweets production
52	KMETIJSKI KOMBINAT PTUJ	KMPG	27 Oct 1998	2,531.109 SITm	2,531,109	SI0031104563	agriculture and meat products
53	KD HOLDING	KDHR	5 Feb 2001	7,399.752 SITm	924,969	SI0031110461	holding companies management
54	KD INVESTMENTS	KDZR	3 Aug 1998	160 SITm	20,000	SI0021103880	investments
55	KOMPAS HOTELI KRANJSKA GORA	KHKG	31 May 1996	1,627 SITm	162,700	SI0031100520	tourism, hotel industry
56	KRONA HOLDING	KRHR	9 May 2002	1,287.121 SITm	1,287,121	SI002111124 8	holding companies management
57	KS-1 NALOŽBE	KSNR	10 Aug 2001	592.97 SITm	592,970	SI0021110893	holding companies management
58	KS - 4 NALOŽBE	K4NR	25 Apr 2002	209.673 SITm	209,673	SI 0021110943	holding companies management
59	KOŠAKI TMI MARIBOR	TKMG	11 Oct 1999	432.36 SITm	43,236	SI 003110424 1	secondary meat industry and production of meat products
60	KRUH PECIVO MARIBOR	KPEG	2 July 1997	555.934 SITm	555,934	SI0031102955	bread and pastries production
61	LESNINA EMMI SLOV.BISTRICA	LSBG	8 May 1996	684.037 SITm	684,037	SI0031100355	aluminium and wood production
62	LESNINA	MILG	12 Jan 2002	2,906.81 SITm	76,495	SI0031111162	wholesale and retail of furniture

F2) FREE MARKET (3)

COMMON SHARES

	Issuer	Trading code	First trading day	Nominal value of issue listed	Number of shares traded	Isin code	Sector
63	LIP BLEED	LLBG	12 Jan 2000	2,155.899 SITm	2,155,899	SI 003110871 3	wood manufacturing
64	LIV POSTOJNA	LIVG	16 Nov 1999	1,616 SITm	161,600	SI 003110796 2	production of vacuum cleaners, plastic tubes and fittings, bicycles, hydraulic elevators and concrete mixers
65	LIZ INŽENIRING LJUBLJANA	LIZG	11 Mar 1999	188,677 SITm	188,677	SI 003110371 4	consulting and engineering in object construction
66	MARINA PORTOROŽ	MAPG	19 Sep 1996	627,864 SITm	313,932	SI0031100587	nautical and hotel industry
67	OLJARICA KRANJ	MOKG	27 Jan 1999	704,04 SITm	70,404	SI 003110201 3	production of cooking oil
68	MEDALJON MARIBOR	MEDR	12 Oct 1999	1,734 SITm	1,734,000	SI 003110691 5	management of holding companies, business operations of own real estate and renting own real estate
69	MEDVEŠEK PUŠNIK LJUBLJANA	MPL	12 Dec 1997	160 SITm	80,000	SI0021103245	financial consulting
70	MELAMIN KOČEVJE	MKOG	23 Sep 1996	466,489 SITm	466,489	SI003110201	chemical industry
71	MERCATA HOLDING	MEHR	30 Jan 2001	2,898,918 SITm	2,898,918	SI0031110065	holding companies management
72	MERCATA 1 HOLDING	MHLR	30 Jan 2001	2,693,249 SITm	2,693,249	SI0031110073	holding companies management
73	MESNA INDUSTRIJA PRIMORSKE	MIPG	19 June 2000	1,478,742 SITm	1,478,742	SI 003110969 5	meat processing industry; wholesale and retail trade with provisions
74	MITOL SEŽANA	MISG	15 May 1997	770,509 SITm	770,509	SI0031102716	production and sale of adhesive substances and resinous compound
75	MLADINSKA KNJIGA TISKARNA LJUBLJANA	MKTG	11 Oct 1999	1,039,54 SITm	103,954	SI 003110094 2	printing, publishing, retail and wholesale
76	MURALES LJUTOMER	MULG	2 Mar 2001	322,045 SITm	322,045	SI0031107780	production of wood furniture
77	MLAJ ZADOBROVA	MTZG	20 June 2001	67,062 SITm	67,062	SI0031110479	wood manufacturing
78	NAMA LJUBLJANA	NALG	20 Dec 1999	2,861,31 SITm	2,861,310	SI 003110269 0	retail trade and renting of business premises
79	NIKO ŽELEZNIKI	NKPG	17 Sep 1999	358,75 SITm	35,875	SI 003110717 8	office material, industrial paper-clips, electromagnets and other metal mechanisms production
80	NOVOLIT NOVA VAS	NNVG	6 Jan 1997	224,298 SITm	224,298	SI0031101684	production of building material used for construction elements
81	PINUS RAČE	PIRG	13 June 1996	1,482,03 SITm	148,203	SI0031100371	chemical industry
82	PLAMA PUR	POPG	6 Dec 1999	686,798 SITm	686,798	SI 003110822 6	production and refashioning of poliuretanic (plastic) foams
83	POM-INVEST	POJR	19 Oct 2001	2,241,983 SITm	2,241,983	SI0021110984	holding companies management
84	POTROŠNIK CELJE	POCG	12 Nov 1997	614,973 SITm	614,973	SI0031103425	retail trade
85	PULSAR HOLDING	PLHR	13 Aug 2001	939,319 SITm	939,319	SI0021110901	holding companies management
86	RAZVOJNA DRUŽBA LJUBLJANA	RDRO	5 Jan 1995	219,48 SITm	21,948	SI0031100751	consulting
87	RTC KRVAVEC	RKRG	17 Oct 1997	411,468 SITm	205,734	SI0031103284	transport of passengers, goods and various loads
88	RUDIS TRBOVLJE	RUTG	13 Sep 1996	516,996 SITm	516,996	SI0031100900	construction industry
89	SATURNUS AVTOOPREMA LJUBLJANA	SAAG	14 Apr 1997	966,122 SITm	483,061	SI0031102542	motorvehicles light equipment industry
90	SATURNUS EMBALAŽA LJUBLJANA	SELG	3 Nov 1997	840,64 SITm	84,064	SI0031103383	production of package
91	SAVINJA MOZIRJE	MSMG	21 Sep 1999	105,78 SITm	105,780	SI 003110685 7	retail of food and non-food provisions
92	SIJAJ HRASTNIK	SIHG	7 Oct 1999	268,8 SITm	26,880	SI 003110742 6	production of decorative lights and metal products
93	KD GROUP	SKDR	21 Dec 2000	198,352 SITm	99,176	SI0031110164	holding companies management
94	SLOVENIJALES LJUBLJANA	SLLG	8 May 1996	3,037,77 SITm	303,777	SI0031100405	commerce, engineering, representation
95	SVILA MARIBOR	SVMG	17 Jan 1997	1,263,478 SITm	1,263,478	SI0031102096	textile industry
96	SVILANIT KAMNIK	SKAG	14 Apr 1997	816,974 SITm	408,487	SI0031102450	textile industry
97	TEKSTINA AJDOVŠČINA	TEAG	12 Feb 1997	1,127,293 SITm	1,127,293	SI031102211	textile industry
98	TOPLICE DOBRNA	ZDDG	5 July 1999	682,01 SITm	682,010	SI031105396	medical services, tourist and hotel trade
99	TOSAMA DOMŽALE	TODG	13 Sep 1996	2,956,7 SITm	295,670	SI0031101361	sanitary material production
100	TOVARNA SLADKORJA ORMOŽ	TSOR	12 Apr 1996	4,971,63 SITm	497,163	SI0031100207	sugar production
101	TUS KO-SI SLOVENJ GRADEC	TUKG	9 Mar 2000	229,456 SITm	229,456	SI 003110924 0	production of non-woven materials
102	TUB SWATY MARIBOR	TUBG	30 Dec 1997	1,155,76 SITm	288,940	SI0031103441	production and trade of knife grinders
103	UNITAS LJUBLJANA	USLG	26 Nov 1998	145,115 SITm	145,115	SI0031104670	production of sanitary, water and gas fittings
104	UPIMO GROUP LJUBLJANA	UPGR	9 July 19997	215 SITm	215,000	SI0021102668	counseling services on trading and marketing and financial engineering
105	VALKARTON LOGATEC	VLOG	26 Jun 1997	852,097 SITm	852,097	SI0031102310	cardboard production
106	ZASAVSKI RAČUNSKI CENTER TRBOVLJE	ZRCG	27 Dec 1999	43,466 SITm	43,466	SI 003110856 4	consultancy engineering, electronic data processing, sale of software products
107	ZDRAVILIŠČE ROGAŠKA	RGS	11 Feb 1999	891,864 SITm	891,864	SI0031104894	health resort
108	ŽR - MONTER DRAVOGRAD	ZMDG	17 Sep 1999	275,835 SITm	275,835	SI 003110696 4	management of investment portfolios of subsidiaries

PREFERRED SHARES

	Issuer	Trading code	First trading day	Nominal value of issue listed	Number of shares traded	Isin code	Sector
1	HIPOTEKARNA BANKA BREŽICE	HBP	14 Dec 1998	159 SITm	79,500	SI0021200074	banking
2	KOVINOTEHNA CELJE	KCEU	17 Jul 1996 (5 Nov 2001 free market)	527,955 SITm	527,955	SI 003120001 5	iron and nonferrous metals production - wholesale trade, retail trade
3	KD HOLDING	KDHP	18 July 2001	2,131,304 SITm	266,413	SI0031200502	holding companies management
4	PRIMOFIN MARIBOR	PFNP	22 Sep 1997	500 SITm	10,000	SI0031200106	financial consultancy
5	ZDRAVILIŠČE ROGAŠKA	RGP	11 Feb 1999	55,636 SITm	27,818	SI0031200288	health resort

F2) FREE MARKET (4)

CLOSED-END FUNDS

	Issuer	Trading code	First trading day	Nominal value of issue listed	Number of shares traded	Isin code	Sector
1	ID KMEČKA DRUŽBA	KDIN	9 Feb 2001	9,204.61 SITm	92,046,145	SI 002111023 2	authorised investment fund
2	INFOND ZLAT MARIBOR	IZ0N	29 June 1998	33,685.47 SITm	336,854,710	SI 002110586 9	authorised investment fund
3	TRIGLAV STEBER I	TG1N	2 Nov 1998	14,545.89 SITm	147,487,470	SI 002110610 7	authorised investment fund

AUTHORISED CLOSED-END FUNDS

	Issuer	Trading code	First trading day	Nominal value of issue listed	Number of shares traded	Isin code	Sector
1	ATENA PID	ATPR	17 June 2002	13,561.22 SITm		SI 002111093 5	authorised investment fund
2	PID AKTIVA AVANT I LJUBLJANA	AAPR	22 Aug 2001	2,952 SITm	29,520,040	SI 002111063 8	authorised investment fund
3	ARKADA ENA LJUBLJANA	AR1N	14 Dec 1998	6,640.61 SITm	66,406,092	SI 002110579 4	authorised investment fund
4	CAPINVEST 2 LJUBLJANA	CAPN	24 Dec 1998	587.69 SITm	5,876,900	SI 002110622 2	authorised investment fund
5	KS - sklad 2	KS2N	2 Aug 1998	4,429.32 SITm	44,293,242	SI 002110621 4	authorised investment fund
6	KS - SKLAD 4	K4SR	25 Apr 2002	4,163.38 SITm	41,633,800	SI 002111095 0	authorised investment fund
7	KRONA SENIOR	SN0N	8 Dec 1998	7,317.04 SITm	73,170,428	SI 002110590 1	authorised investment fund
8	MAKSIMA 1 LJUBLJANA	MX1N	16 Nov 1998	21,664.62 SITm	216,646,243	SI 002110593 5	authorised investment fund
9	MERCATA LJUBLJANA	MR0N	31 Aug 1998	2,892.39 SITm	28,923,982	SI 002110598 4	authorised investment fund
10	MERCATA 1 LJUBLJANA	MR1N	31 Aug 1998	2,682.12 SITm	26,821,153	SI 002110599 2	authorised investment fund
11	MODRA LINJA KOPER	ML0N	7 Apr 1998	5,298.67 SITm	52,986,743	SI 002110596 8	authorised investment fund
12	NACIONALNA FINANČNA DRUŽBA 1	NF1N	26 Oct 1998	15,833.01 SITm	160,580,300	SI 002110608 0	authorised investment fund
13	NACIONALNA FINANČNA DRUŽBA 2	NF2N	2 July 1999	29,137.97 SITm	291,379,659	SI 002110601 6	authorised investment fund
14	NIKA PID	NK0N	24 Apr 1998	3,257.47 SITm	32,574,698	SI 002110602 4	authorised investment fund
15	NIKA PID 1	NK1N	24 Apr 1998	3,091.11 SITm	30,911,102	SI 002110603 2	authorised investment fund
16	NIKA PID 2	NK2N	24 Apr 1998	1,255.59 SITm	12,555,868	SI 002110604 0	authorised investment fund
17	PID KMEČKA DRUŽBA	KDPN	9 Feb 2001	9,591.36 SITm	95,913,558	SI 002111023 2	authorised investment fund
18	PLOD LJUBLJANA	PD0N	24 Sep 1999	1,047.80 SITm	10,478,017	SI 002110605 7	authorised investment fund
19	POMURSKA INV.DRUŽBA 1	PM1N	9 Nov 1998	3,592.39 SITm	35,923,940	SI 002110606 5	authorised investment fund
20	POOBLAŠČENA POMURSKA INV. DRUŽBA	PPIR	26 Oct 2001	2,296.74 SITm	22,967,400	SI 002111099 2	authorised investment fund
21	SETEV LJUBLJANA	ST1N	24 Sep 1999	1,540.54 SITm	15,405,373	SI 002110609 9	authorised investment fund
22	TRDNJAVA VELENJE	TR0N	14 June 1999	2,593.28 SITm	25,932,762	SI 002110612 3	authorised investment fund
23	TRDNJAVA I VELENJE	TR1N	5 July 1999	891.79 SITm	8,917,902	SI 002110613 1	authorised investment fund
24	TRGATEV LJUBLJANA	GT0N	24 Sep 1999	1,758.58 SITm	17,585,800	SI 002110619 8	authorised investment fund
25	TRIGLAV STEBER II	TG2N	14 June 1999	19,541.26 SITm	195,412,551	SI 002110611 5	authorised investment fund
26	VIPA INVEST	VI0N	29 Jan 2002	10,426.81 SITm	104,268,115	SI 002111121 4	authorised investment fund
27	VIZIJA DPB NOVO MESTO	VZ0N	29 June 1998	4,407.46 SITm	44,074,632	SI 002110616 4	authorised investment fund
28	ZLATA MONETA I MARIBOR	ZM1N	31 Mar 1999	6,638.43 SITm	68,297,800	SI 002110617 2	authorised investment fund
29	ZLATA MONETA II MARIBOR	ZM2N	31 Mar 1999	8,233.38 SITm	82,333,757	SI 002110618 0	authorised investment fund
30	ZVON DVA MARIBOR	ZV2N	7 June 1999	14,122.47 SITm	141,224,712	SI 002110592 7	authorised investment fund
31	ZVON ENA MARIBOR	ZV1N	7 Dec 1998	13,461.31 SITm	137,974,360	SI 002110591 9	authorised investment fund

PENSION COUPONS

	Issuer	Trading code	First trading day	Nominal value of issue listed	Number of shares traded	Isin code	Sector
1	PENSION COUPONS	PBON	1 Oct 1999	13,735.15 SITm	137,351,538	SI 002990032 9	creating supplementary pension means and invalid insurance