



MONTHLY STATISTICS
LJUBLJANA STOCK EXCHANGE
October 2002
Year VIII, No. 10/02

TURNOVER

Market	Turnover (in EUR)	Volume in pieces	Number of bargains
Official market	139,156,728	1,876,015	13,886
Shares	117,757,788	1,618,482	13,498
Bonds	21,398,940	257,533	388
Free market	90,870,800	122,810,267	33,182
Shares	21,956,339	4,317,136	4,524
Bonds	7,605,230	154,431	510
Closed-end funds	33,670,378	28,797,450	6,079
Authorised closed-end funds	23,336,478	76,249,954	12,735
Pension coupons	3,275,491	13,267,716	9,332
Short-term securities	1,026,884	23,580	2
Total	230,027,528	124,686,282	47,068

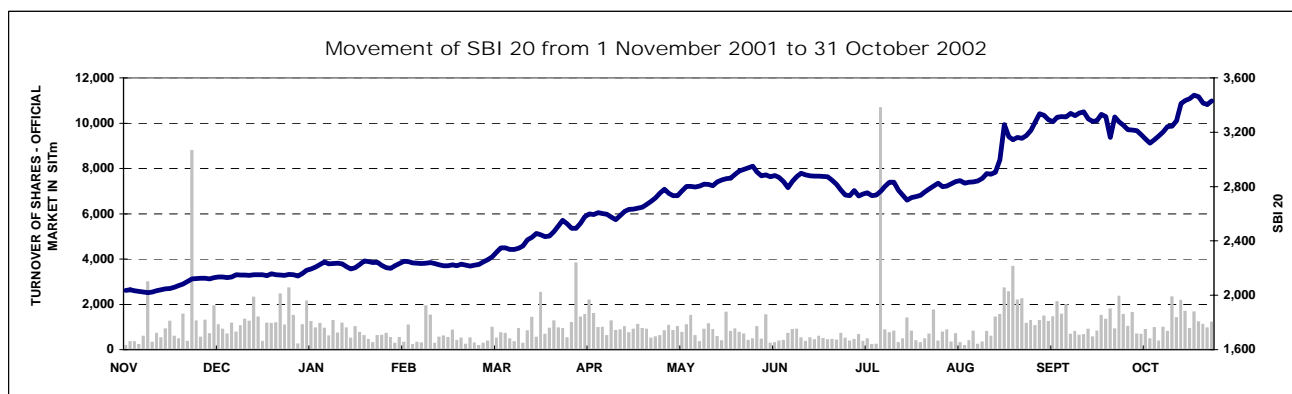
MARKET SIZE

Market	Market capitalisation (in EURm)	Number of securities	Number of issuers
Official market	6,664	104	52
Shares	4,595	37	36
Bonds	2,069	67	16
Free market	2,596	157	152
Shares	955	106	105
Bonds	573	15	11
Closed-end funds	421	4	4
Authorised closed-end funds	626	31	31
Pension coupons	22	1	1
Total	9,260	261	204
Short-term securities	-	12	1

NOMINAL RETURN

STOCK EXCHANGE INDICES	Nominal return in October 2002	Nominal return in Year 2002
Slovenian stock exchange index (SBI 20)	3.57%	59.41%
Nonweighted slovenian stock exchange index (SBI 20NT)	3.43%	54.86%
Free market index (IPT)	5.77%	41.33%
Investment fund index (PIX)	6.12%	67.72%
Bond index (BIO)	0.47%	-0.12%

INDUSTRIAL SECTOR INDICES	Nominal return in October 2002	Nominal return in Year 2002
Food and beverages	-0.32%	32.14%
Pharmaceuticals	10.45%	93.63%
Chemicals	5.42%	68.80%
Oil and gas	2.27%	68.90%
Transport	3.46%	35.71%
Trade	1.68%	40.25%





ISSUER

Ljubljana Stock Exchange Inc.
Slovenska 56
1000 Ljubljana

INFORMATIONS

E-mail:	info@ljse.si
Phone:	386 1 47-10-211 386 1 47-10-205
Contact persons:	Nataša Žabkar, Ksenija Zver

STATISTICS ON WEB:

http://www.ljse.si/StrAng/Trading/Menu/tr_dpl.htm

The screenshot shows the Ljubljanska Borza website interface. At the top, there is a navigation bar with links like 'Home', 'About Us', 'Market Data', etc. Below the navigation bar is a 'SITE MAP' section with a central graphic containing buttons for 'TRADING', 'LSE PROFILE', 'INFORMATION', 'INVESTING', 'LSE MEMBERS', and 'LISTING'. On the left side, there is a sidebar with a 'Top Five Official Market' table and a 'News' section. The main content area displays market data for various indices and stocks.

Symbol	Value
LEIAX	487.728.211
LEIAX	383.306.777
LEIAX	186.037.400
PETG	83.018.846
WELR	46.471.852

Index	Value	Δ%
LEIAX	3.276,52	-13,79
SP1	2.381,18	0,87
PIE	2.471,77	-0,33

News section highlights:
 August 28, 2002, Ljubljanska borza d.o.o., Ljubljana: New Records at Ljubljana Stock Exchange
 August 23, 2002, Ljubljanska borza d.o.o., Ljubljana: Record-Breaking GMSI Index

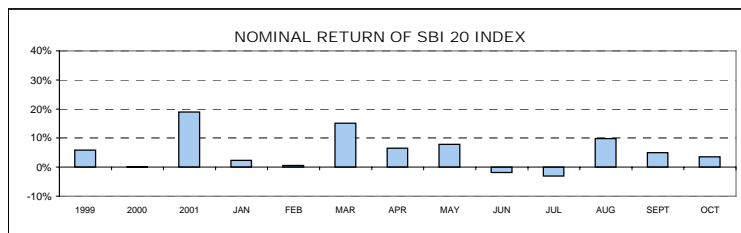
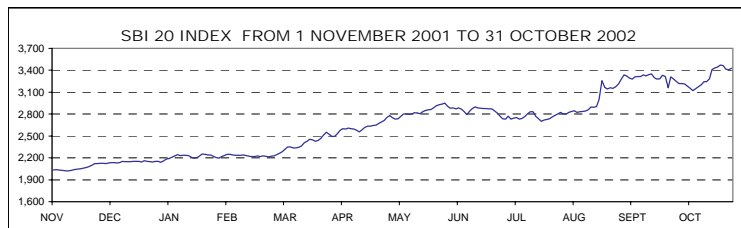
INDEX

	Page
A) STOCK EXCHANGE INDICES	1
B) NUMBER OF ISSUERS, TRADED SECURITIES AND MEMBERS	4
C) TURNOVER	5
C1) Monthly turnover by securities on official market	5
C2) Monthly turnover by securities on free market	7
C3) Most traded securities in last month	12
C4) Turnover by LJSE members	13
C5) Turnover in years 2001 and 2002	14
D) MARKET CAPITALISATION	16
D1) Market capitalisation of shares	17
D2) Market capitalisation of bonds	20
D3) Market capitalisation of investment funds	22
D4) Market capitalisation of pension coupons	22
E) OTHER	23
E1) Indicators (shares on official market)	23
E2) Record values	24
E3) New listed securities and changes in year 2002	25
F) LIST OF SECURITIES	27
F1) Official market	27
F2) Free market	29

A) STOCK EXCHANGE INDICES

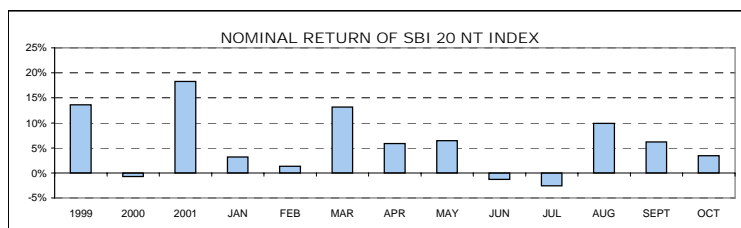
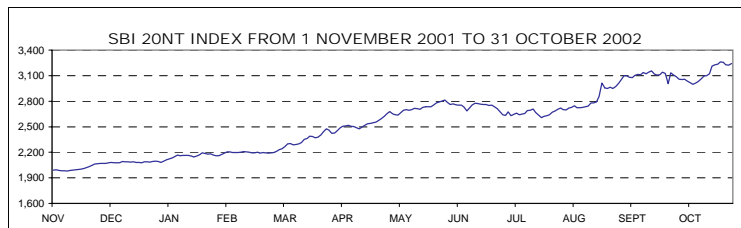
SBI 20 - SLOVENE STOCK EXCHANGE INDEX

Year	Max	Date	Min	Date	Close	Nominal return
1994	1,598.03	28 June 1994	1,131.23	21 Oct 1994	1,396.81	39.68%
1995	1,590.17	9 Nov 1995	1,016.99	13 July 1995	1,448.75	3.72%
1996	1,589.18	13 Mar 1996	891.93	10 Sept 1996	1,183.26	-18.33%
1997	1,655.36	10 Feb 1997	1,156.14	6 Jan 1997	1,404.70	18.71%
1998	2,026.47	10 Aug 1998	1,378.49	6 Jan 1998	1,705.77	21.43%
1999	1,981.87	19 Feb 1999	1,679.48	5 Jan 1999	1,806.26	5.89%
2000	1,903.66	24 Jan 2000	1,584.23	25 May 2000	1,807.94	0.09%
2001	2,159.35	19 Dec 2001	1,700.24	25 Apr 2001	2,151.59	19.01%
Year 2002	Max	Date	Min	Date	Close	Nominal return
January	2,251.87	24 Jan 2002	2,140.80	3 Jan 2002	2,202.96	2.39%
February	2,250.00	6 Feb 2002	2,197.68	1 Feb 2002	2,214.80	0.54%
March	2,550.55	29 Mar 2002	2,220.76	1 Mar 2002	2,550.55	15.16%
April	2,715.65	30 Apr 2002	2,492.27	4 Apr 2002	2,715.65	6.47%
May	2,927.11	31 May 2002	2,732.05	9 May 2002	2,927.11	7.79%
June	2,949.52	4 June 2002	2,792.31	14 June 2002	2,871.81	-1.89%
July	2,845.60	1 July 2002	2,699.82	24 July 2002	2,783.30	-3.08%
August	3,256.70	26 Aug 2002	2,800.03	5 Aug 2002	3,153.99	13.32%
September	3,351.19	19 Sept 2002	3,161.29	27 Sept 2002	3,311.70	5.00%
October	3,472.06	24 Oct 2002	3,119.20	10 Oct 2002	3,429.93	3.57%



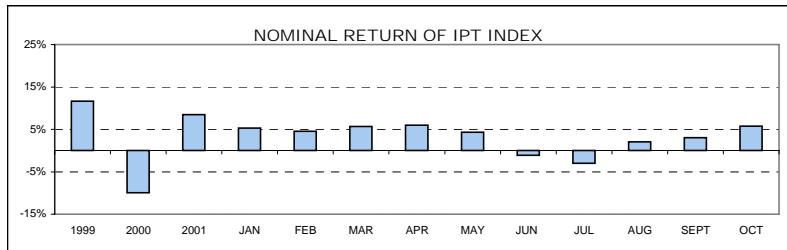
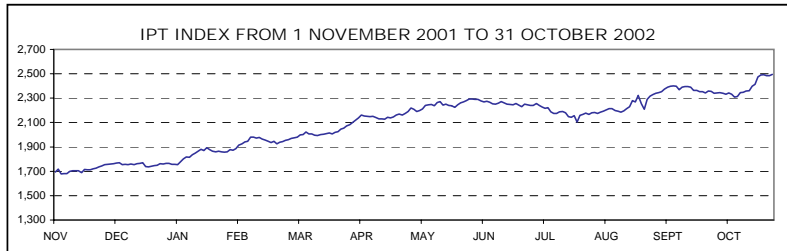
SBI 20NT - NON-WEIGHTED SLOVENE STOCK EXCHANGE INDEX

Year	Max	Date	Min	Date	Close	Nominal return
1998	1,706.07	10 Aug 1998	1,437.30	30 June 1998	1,568.87	n.a.
1999	1,871.02	8 Sept 1999	1,548.95	5 Jan 1999	1,782.03	13.59%
2000	1,841.63	25 Jan 2000	1,585.48	25 May 2000	1,769.15	-0.72%
2001	2,096.75	27 Dec 2001	1,661.96	9 May 2001	2,092.66	18.29%
Year 2002	Max	Date	Min	Date	Close	Nominal return
January	2,191.90	24 Jan 2002	2,082.58	3 Jan 2002	2,159.19	3.18%
February	2,207.69	15 Feb 2002	2,160.71	1 Feb 2002	2,188.24	1.35%
March	2,475.76	29 Mar 2002	2,193.11	1 Mar 2002	2,475.76	13.14%
April	2,620.90	30 Apr 2002	2,422.94	3 Apr 2002	2,620.90	5.86%
May	2,790.75	31 May 2002	2,638.73	10 May 2002	2,790.75	6.48%
June	2,812.53	4 June 2002	2,685.68	14 June 2002	2,755.00	-1.28%
July	2,735.45	1 Jul 2002	2,606.39	24 Jul 2002	2,684.34	-2.56%
August	3,014.59	26 Aug 2002	2,698.95	6 Aug 2002	2,949.78	9.89%
September	3,154.72	19 Sept 2002	2,971.65	2 Sept 2002	3,133.13	6.22%
October	3,261.78	24 Oct 2002	2,996.86	10 Oct 2002	3,240.72	3.43%



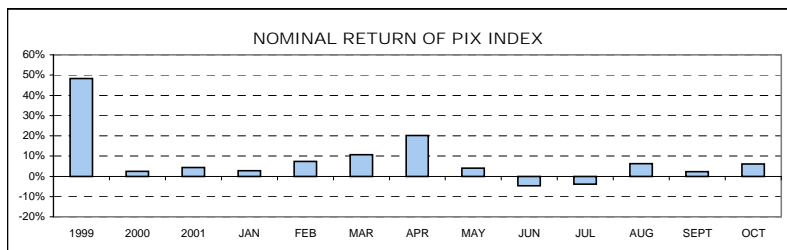
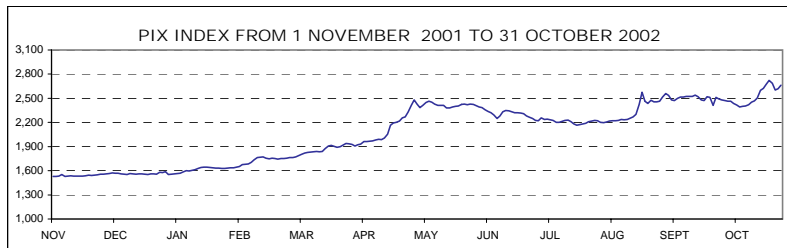
IPT - FREE MARKET INDEX

Year	Max	Date	Min	Date	Close	Nominal return
1998	1,795.31	11 Aug 1998	1,318.83	1 July 1998	1,618.99	n.a.
1999	1,806.98	30 Dec 1999	1,504.61	3 Aug 1999	1,806.98	11.61%
2000	1,772.76	24 Jan 2000	1,469.64	26 Oct 2000	1,627.44	-9.94%
2001	1,769.69	14 Dec 2001	1,415.06	23 May 2001	1,765.60	8.49%
Year 2001	Max	Date	Min	Date	Close	Nominal return
January	1,892.35	22 Jan 2002	1,753.43	8 Jan 2002	1,859.61	5.32%
February	1,980.90	14 Feb 2002	1,872.99	4 Feb 2002	1,943.48	4.51%
March	2,053.15	29 Mar 2002	1,953.70	1 Mar 2002	2,053.15	5.64%
April	2,175.30	30 Apr 2002	2,071.00	2 Apr 2002	2,175.30	5.95%
May	2,271.69	21 May 2002	2,190.34	6 May 2002	2,268.57	4.29%
June	2,293.04	4 June 2002	2,243.41	28 June 2002	2,243.41	-1.11%
July	2,255.49	8 Jul 2002	2,103.66	26 Jul 2002	2,176.10	-3.00%
August	2,320.48	27 Aug 2002	2,166.76	1 Aug 2002	2,289.28	5.20%
September	2,401.69	12 Sept 2002	2,316.99	2 Sept 2002	2,359.23	3.06%
October	2,495.38	30 Oct 2002	2,308.65	11 Oct 2002	2,495.38	5.77%



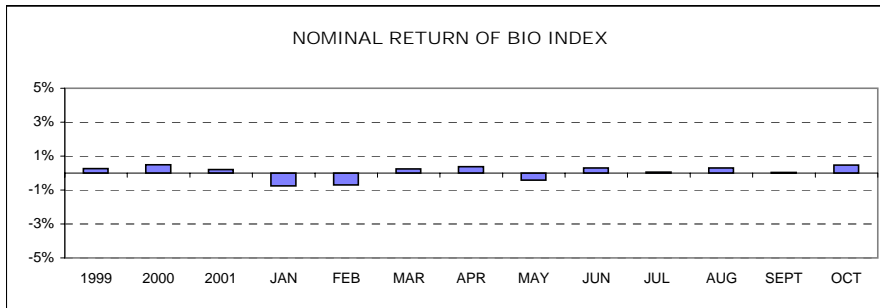
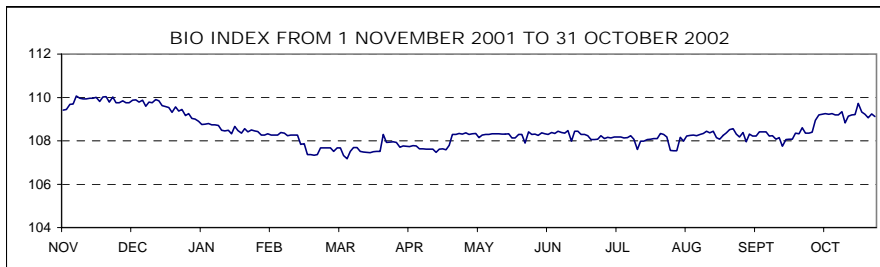
PIX - AUTHORISED INVESTMENT FUNDS INDEX

Year	Max	Date	Min	Date	Close	Nominal return
1999	1,633.77	8 Sep 1999	965.15	5 Jan 1999	1,483.50	48.35%
2000	1,572.13	17 Jan 2000	1,097.07	25 May 2000	1,520.79	2.51%
2001	1,588.02	28 Dec 2001	1,328.44	23 May 2001	1,588.02	4.42%
Year 2001	Max	Date	Min	Date	Close	Nominal return
January	1,644.33	21 Jan 2002	1,551.00	3 Jan 2002	1,630.72	2.69%
February	1,773.32	19 Feb 2002	1,636.69	1 Feb 2002	1,751.32	7.40%
March	1,939.44	29 Mar 2002	1,755.84	1 Mar 2002	1,939.44	10.74%
April	2,329.56	30 Apr 2002	1,907.18	4 Apr 2002	2,329.56	20.12%
May	2,479.30	7 May 2002	2,378.88	23 May 2002	2,421.87	3.96%
June	2,428.96	3 June 2002	2,248.30	14 June 2002	2,309.88	-4.62%
July	2,281.69	1 Jul 2002	2,163.67	24 Jul 2002	2,218.70	-3.95%
August	2,576.91	26 Aug 2002	2,197.83	6 Aug 2002	2,454.68	10.64%
September	2,558.34	5 Sept 2002	2,410.11	27 Sept 2002	2,509.92	2.25%
October	2,722.75	24 Oct 2002	2,392.32	10 Oct 2002	2,663.41	6.12%



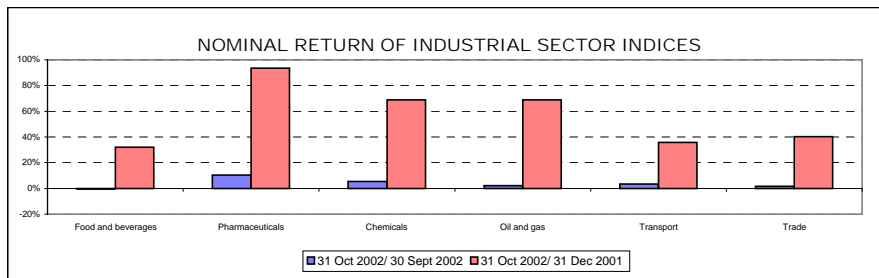
BIO - STOCK EXCHANGE BOND INDEX

Year	Max	Date	Min	Date	Close	Nominal return
1995	113.52	14 Dec 1995	100.46	5 July 1995	111.68	11.68%
1996	111.96	8 Jan 1996	106.61	28 June 1996	107.89	-3.39%
1997	110.97	8 Apr 1997	104.90	29 Jan 1997	107.31	-0.54%
1998	108.22	30 Dec 1998	101.68	25 May 1998	108.22	0.85%
1999	110.52	4 Feb 1999	104.53	16 Aug 1999	108.50	0.26%
2000	109.63	15 Dec 2000	103.96	9 June 2000	109.03	0.49%
2001	110.08	17 Sept 2001	107.81	21 Mar 2001	109.25	0.20%
Year 2001	Max	Date	Min	Date	Close	Nominal return
January	109.03	3 Jan 2002	108.33	21 Jan 2002	108.43	-0.75%
February	108.39	12 Feb 2002	107.34	26 Feb 2002	107.68	-0.69%
March	108.29	27 Mar 2002	107.17	12 Mar 2002	107.94	0.24%
April	108.34	30 Apr 2002	107.47	19 Apr 2002	108.34	0.37%
May	108.37	7 May 2002	107.90	31 May 2002	107.90	-0.41%
June	108.47	19 June 2002	107.98	20 June 2002	108.23	0.31%
July	108.34	30 Jul 2002	107.60	19 Jul 2002	108.29	0.06%
August	108.56	30 Aug 2002	107.54	6 Aug 2002	108.56	0.25%
September	108.61	30 Sept 2002	107.75	20 Sept 2002	108.61	0.05%
October	109.73	23 Oct 2002	108.36	1 Oct 2002	109.12	0.47%



INDUSTRIAL SECTOR INDICES

SECTOR	Value as of 31 Oct 2002	Nominal return		
		31 Oct 2002/ 30 Sept 2002	31 Oct 2002/ 31 Dec 2001	31 Oct 2002/ 31 Oct 2001
Food and beverages	2,874.34	-0.32%	32.14%	47.71%
Pharmaceuticals	4,104.64	10.45%	93.63%	108.91%
Chemicals	3,161.34	5.42%	68.80%	70.40%
Oil and gas	4,357.08	2.27%	68.90%	71.15%
Transport	2,771.62	3.46%	35.71%	47.55%
Trade	2,485.79	1.68%	40.25%	42.19%



B) NUMBER OF ISSUERS, TRADED SECURITIES AND
MEMBERS

	31 Dec 2000	31 Dec 2001	30 Sept 2002	31 Oct 2002
NUMBER OF ISSUERS	225	221	208	204
Official market	58	57	54	52
Shares	38	38	36	36
Bonds	20	19	18	16
Free market	167	164	154	152
Shares	111	113	107	105
Bonds	11	12	11	11
Closed-end funds	-	-	4	4
Authorised closed-end funds	44	38	31	31
Pension coupons	1	1	1	1
	31 Dec 2000	31 Dec 2001	30 Sept 2002	31 Oct 2002
NUMBER OF SECURITIES	267	271	266	261
Official market	94	100	107	104
Shares	40	39	37	37
Bonds	54	61	70	67
Free market	173	171	159	157
Shares	114	117	108	106
Bonds	14	15	15	15
Closed-end funds	-	-	4	4
Authorised closed-end funds	44	38	31	31
Pension coupons	1	1	1	1
Short term securities	8	10	10	12
	31 Dec 2000	31 Dec 2001	30 Sept 2002	31 Oct 2002
NUMBER OF MEMBERS	34	31	29	29

C) TURNOVER

C1) TURNOVER BY SECURITIES ON OFFICIAL MARKET IN OCTOBER 2002

1. Shares

Issue	Total (in SIT)	Total (in EUR)	Block trades (in SIT)	Cross trades (in SIT)	Share in total turnover on official market	Share in turnover of shares	Volume in pieces	Number of bargains
Total shares	26,926,761,883	117,757,788	7,588,338,415	2,157,145,588	84.62%	100.00%	1,618,482	13,498
Common shares	26,805,789,949	117,229,062	7,588,338,415	2,150,031,527	84.24%	99.55%	1,616,635	13,408
1 LEK	9,593,551,005	41,963,159	2,526,943,354	643,387,340	30.15%	35.63%	104,715	2,044
2 KRKA	6,249,621,767	27,329,200	1,240,607,027	349,251,896	19.64%	23.21%	144,361	3,401
3 PETROL	1,984,622,881	8,677,730	331,316,000	213,860,151	6.24%	7.37%	50,052	1,384
4 PIVOVARNA LAŠKO	1,799,827,021	7,872,211	1,506,643,609	22,060,130	5.66%	6.68%	280,269	386
5 GORENJE	1,337,645,892	5,848,902	119,825,882	142,917,520	4.20%	4.97%	303,995	1,524
6 MERCATOR	1,322,922,626	5,785,026	252,028,000	164,286,208	4.16%	4.91%	52,955	991
7 INTEREUROPA	1,262,703,662	5,520,987	969,602,400	27,065,179	3.97%	4.69%	240,849	304
8 TERME ČATEŽ	852,549,211	3,727,350	605,534,788	175,256,686	2.68%	3.17%	35,441	109
9 MERKUR	409,691,187	1,790,612	0	7,518,294	1.29%	1.52%	17,233	342
10 LUKA KOPER	359,051,822	1,569,904	0	36,627,483	1.13%	1.33%	77,894	440
11 KOLINSKA	308,200,974	1,347,536	0	40,274,205	0.97%	1.14%	57,444	489
12 SAVA	244,144,611	1,067,808	35,837,355	93,242,414	0.77%	0.91%	9,726	331
13 ŽITO	172,793,476	755,919	0	6,219,261	0.54%	0.64%	5,221	324
14 KOMPAS MTS	142,701,619	623,843	0	22,581,596	0.45%	0.53%	96,509	141
15 TERME 3000	128,119,705	560,176	0	32,230,258	0.40%	0.48%	55,839	157
16 ISTRABENZ	122,591,446	536,204	0	33,682,487	0.39%	0.46%	15,851	291
17 DROGA PORTOROŽ	104,485,828	456,811	0	24,038,937	0.33%	0.39%	1,274	101
18 ETOL	81,395,264	356,117	0	57,540,190	0.26%	0.30%	2,376	49
19 COMET	71,888,310	314,546	0	39,510,000	0.23%	0.27%	26,266	35
20 SALUS	70,519,523	308,358	0	167,998	0.22%	0.26%	841	51
21 DELO	47,759,780	208,917	0	8,591,400	0.15%	0.18%	2,141	40
22 ŽIVILA KRANJ	33,281,677	145,500	0	2,084,404	0.10%	0.12%	2,021	88
23 AERODROM	28,296,115	123,694	0	204,078	0.09%	0.11%	7,571	55
24 DELO PRODAJA	21,142,014	92,439	0	1,663,715	0.07%	0.08%	4,161	48
25 RADENSKA	14,098,781	61,659	0	543,701	0.04%	0.05%	10,084	115
26 BANKA KOPER	13,415,255	58,650	0	2,229,254	0.04%	0.05%	263	12
27 MLINOTEST	8,565,966	37,458	0	2,321,359	0.03%	0.03%	5,290	34
28 EMONA OBALA KOPER	6,095,716	26,665	0	200,395	0.02%	0.02%	3,168	61
29 TEHNOUNION	5,862,846	25,635	0	220,020	0.02%	0.02%	508	18
30 GEODETSKI ZAVOD SLOVENIJE	4,773,059	20,869	0	100,810	0.01%	0.02%	2,131	13
31 PIVOVARNA UNION	2,534,290	11,082	0	76,000	0.01%	0.01%	33	14
32 GRADB.PODJETJE GROSUPLJE	920,370	4,024	0	65,000	0.00%	0.00%	132	12
33 NIKA	16,250	71	0	13,158	0.00%	0.00%	21	4
34 KOLONIALE VELETRGOVINA	0	0	0	0	0.00%	0.00%	0	0
Preferred shares	120,971,934	528,726	0	7,114,061	0.38%	0.45%	1,847	90
1 LEK	117,721,648	514,518	0	4,474,775	0.37%	0.44%	1,201	82
2 PROBANKA	3,250,286	14,208	0	2,639,286	0.01%	0.01%	646	8
3 VIPA BANKA	0	0	0	0	0.00%	0.00%	0	0

2. Bonds

	Issue	Total (in SIT)	Total (in EUR)	Block trades (in SIT)	Cross trades (in SIT)	Share in total turnover on official market	Share in turnover of bonds	Volume in pieces	Number of bargains
	Total bonds	4,894,741,671	21,398,940	4,106,222,929	504,505,674	15.38%	100.00%	257,533	388
1	REPUBLIKA SLOVENIJA 36 th issue	2,391,537,279	10,453,757	2,173,932,513	124,391,900	7.52%	48.86%	102,398	66
2	REPUBLIKA SLOVENIJA 26 th issue	354,541,570	1,550,524	338,997,662	11,912,346	1.11%	7.24%	15,326	22
3	REPUBLIKA SLOVENIJA 37 th issue	311,511,221	1,361,460	310,800,000	711,221	0.98%	6.36%	30,069	6
4	REPUBLIKA SLOVENIJA 32 nd issue	295,009,695	1,289,963	240,714,372	54,295,323	0.93%	6.03%	12,672	12
5	REPUBLIKA SLOVENIJA 4 th issue	272,273,934	1,190,044	158,016,188	7,261,573	0.86%	5.56%	3,065	56
6	REPUBLIKA SLOVENIJA 34 th issue	232,736,000	1,017,707	232,736,000	0	0.73%	4.75%	22,400	1
7	BANKA VIPA 7 th issue	216,385,786	945,448	207,071,702	9,314,084	0.68%	4.42%	4,671	4
8	REPUBLIKA SLOVENIJA 27 th issue	214,014,230	936,459	184,753,200	5,353,200	0.67%	4.37%	19,528	20
9	REPUBLIKA SLOVENIJA 16 th issue	135,700,000	593,541	135,700,000	0	0.43%	2.77%	13,570	1
10	REPUBLIKA SLOVENIJA 43 rd issue	99,497,311	434,877	89,592,235	9,400,576	0.31%	2.03%	9,870	7
11	REPUBLIKA SLOVENIJA 24 th issue	77,918,000	340,942	0	77,918,000	0.24%	1.59%	7,714	13
12	SLOVENSKA RAZVOJNA DRUŽBA	42,811,233	187,366	0	16,354,310	0.13%	0.87%	369	23
13	REPUBLIKA SLOVENIJA 40 th issue	35,984,057	157,335	33,909,057	0	0.11%	0.74%	3,567	2
14	BANKA CELJE 6 th issue, A series	29,638,856	129,516	0	29,638,856	0.09%	0.61%	1,290	1
15	REPUBLIKA SLOVENIJA 41 st issue	25,740,450	112,612	0	25,740,450	0.08%	0.53%	2,487	4
16	REPUBLIKA SLOVENIJA 29 th issue	23,809,773	104,090	0	12,672,369	0.07%	0.49%	1,024	17
17	REPUBLIKA SLOVENIJA 28 th issue	19,183,440	83,840	0	19,183,440	0.06%	0.39%	1,882	4
18	ABANKA 4 th issue	11,512,158	50,399	0	11,512,158	0.04%	0.24%	499	10
19	SKB OBVEZNICE 4 th issue, B series	11,464,442	50,110	0	11,464,442	0.04%	0.23%	103	1
20	DOLENJSKA BANKA DEVIZNE	10,983,903	48,088	0	10,983,903	0.03%	0.22%	190	2
21	REPUBLIKA SLOVENIJA 42 nd issue	10,260,000	44,917	0	10,140,000	0.03%	0.21%	1,030	3
22	BANKA VIPA 5 th issue	9,770,139	42,750	0	9,770,139	0.03%	0.20%	285	4
23	PROBANKA 2 nd issue	7,016,524	30,710	0	7,016,524	0.02%	0.14%	586	2
24	SKB OBVEZNICE 4 th issue, A series	6,308,500	27,600	0	6,308,500	0.02%	0.13%	62	4
25	REPUBLIKA SLOVENIJA 18 th issue	5,978,997	26,153	0	5,578,434	0.02%	0.12%	255	5
26	NOVA KBM 2 nd issue	5,806,896	25,375	0	0	0.02%	0.12%	50	1
27	BTC HIPOTEKARNE	4,447,929	19,449	0	2,569,154	0.01%	0.09%	434	10
28	REPUBLIKA SLOVENIJA 10 th issue	4,258,013	18,619	0	2,453,008	0.01%	0.09%	543	12
29	REPUBLIKA SLOVENIJA 25 th issue	3,787,223	16,571	0	3,787,223	0.01%	0.08%	369	8
30	REPUBLIKA SLOVENIJA 20 th issue	2,424,970	10,604	0	2,029,120	0.01%	0.05%	239	6
31	SKB OBVEZNICE 3 rd issue	2,220,434	9,714	0	921,677	0.01%	0.05%	94	5
32	BANKA VIPA 4 th issue	1,900,492	8,311	0	1,900,492	0.01%	0.04%	51	4
33	NLB 2 nd issue, B series	1,828,169	8,000	0	1,828,169	0.01%	0.04%	16	3
34	ABANKA 3 rd issue	1,766,399	7,722	0	1,766,399	0.01%	0.04%	78	3
35	BANKA CELJE 3 rd issue	1,722,410	7,538	0	1,722,410	0.01%	0.04%	75	1
36	REPUBLIKA SLOVENIJA 33 rd issue	1,721,906	7,536	0	0	0.01%	0.04%	11	2
37	REPUBLIKA SLOVENIJA 31 st issue	1,615,800	7,066	0	1,615,800	0.01%	0.03%	151	3
38	REPUBLIKA SLOVENIJA 15 th issue, I series	1,333,591	5,833	0	573,918	0.00%	0.03%	7	5
39	STANOVANJSKI SKLAD 2 nd issue	1,301,972	5,697	0	1,202,255	0.00%	0.03%	13	3
40	REPUBLIKA SLOVENIJA 13 th issue	1,175,618	5,138	0	1,175,618	0.00%	0.02%	10	1
41	SL ZADR.KMET.BANKA	1,065,274	4,657	0	1,065,274	0.00%	0.02%	38	2
42	REPUBLIKA SLOVENIJA 19 th issue	994,700	4,352	0	0	0.00%	0.02%	98	2
43	STANOVANJSKI SKLAD RS 1 st issue	927,040	4,055	0	873,891	0.00%	0.02%	122	4
44	NLB 2 nd issue, A series	510,565	2,233	0	510,565	0.00%	0.01%	4	3
45	BANKA VIPA 2 nd issue	459,673	2,012	0	18,805	0.00%	0.01%	24	2
46	REPUBLIKA SLOVENIJA 15 th issue, E series	374,359	1,638	0	374,359	0.00%	0.01%	2	1
47	HOTELI BERNARDIN	326,621	1,430	0	326,621	0.00%	0.01%	3	2
48	SL. ZADR. KMET. BANKA 3 rd issue	210,830	923	0	210,830	0.00%	0.00%	20	1
49	REPUBLIKA SLOVENIJA 15 th issue, H series	195,545	856	0	195,545	0.00%	0.00%	1	1
50	PROBANKA 1 st issue	192,338	842	0	0	0.00%	0.00%	124	1
51	REPUBLIKA SLOVENIJA 14 th issue	144,903	634	0	144,903	0.00%	0.00%	14	3
52	REPUBLIKA SLOVENIJA 23 rd issue	118,809	520	0	118,809	0.00%	0.00%	5	2
53	BANKA VIPA 3 rd issue	117,871	516	0	117,871	0.00%	0.00%	4	2
54	BANKA ZASAVJE 2 nd issue	57,423	251	0	0	0.00%	0.00%	1	1
55	REPUBLIKA SLOVENIJA 17 th issue	51,005	223	0	0	0.00%	0.00%	5	1
56	REPUBLIKA SLOVENIJA 22 nd issue	41,200	180	0	41,200	0.00%	0.00%	4	1
57	BANKA VIPA 6 th issue	40,010	175	0	40,010	0.00%	0.00%	1	1
58	REPUBLIKA SLOVENIJA 8 th issue	14,185	62	0	0	0.00%	0.00%	10	1
59	RS08 TAX FREE BOND	0	0	0	0	0.00%	0.00%	0	0
60	REPUBLIKA SLOVENIJA 36 th issue	0	0	0	0	0.00%	0.00%	0	0
61	REPUBLIKA SLOVENIJA 35 th issue	0	0	0	0	0.00%	0.00%	0	0
62	NOVA KBM 3 rd issue, B series	0	0	0	0	0.00%	0.00%	0	0
63	NOVA KBM 3 rd issue, A series	0	0	0	0	0.00%	0.00%	0	0
64	NOVA KBM 1 st issue	0	0	0	0	0.00%	0.00%	0	0
65	NLB 3 rd issue	0	0	0	0	0.00%	0.00%	0	0
66	NFD INVESTICIJSKO SVETOVANJE	0	0	0	0	0.00%	0.00%	0	0
67	KREKOVA BANKA 2 nd issue	0	0	0	0	0.00%	0.00%	0	0
68	DOLENJSKA BANKA TOLARSKA	0	0	0	0	0.00%	0.00%	0	0
69	BANKA CELJE 6 th issue, B series	0	0	0	0	0.00%	0.00%	0	0
70	BANKA CELJE 5 th issue	0	0	0	0	0.00%	0.00%	0	0
71	BANKA CELJE 4 th issue	0	0	0	0	0.00%	0.00%	0	0
72	ABANKA 5 th issue	0	0	0	0	0.00%	0.00%	0	0
	Total official market	31,821,503,554	139,156,728	11,694,561,344	2,661,651,262	100.00%	-	1,876,015	13,886

C2) TURNOVER BY SECURITIES ON FREE MARKET IN OCTOBER 2002

1. Shares (1)

Issue	Total (in SIT)	Total (in EUR)	Block trades (in SIT)	Cross trades (in SIT)	Share in total turnover on free market	Share in turnover of shares	Volume in pieces	Number of bargains
Shares	5,022,780,647	21,956,339	3,574,005,447	514,779,089	24.16%	100.00%	4,317,136	4,524
Common shares	4,981,119,359	21,774,167	3,574,005,447	509,651,497	23.96%	99.17%	4,309,802	4,206
1 INFOND HOLDING	2,825,411,505	12,342,367	2,617,148,393	40,085,459	13.59%	56.25%	3,737,079	1,471
2 KD GROUP, finančna družba	918,744,660	4,022,738	871,265,854	36,294,036	4.42%	18.29%	24,352	45
3 JUTEKS	132,534,371	579,731	0	94,553,531	0.64%	2.64%	7,364	48
4 MEDALJON	105,894,191	463,034	0	4,007,375	0.51%	2.11%	72,476	188
5 HELIOS	100,273,511	438,310	0	17,616,524	0.48%	2.00%	1,121	91
6 KS4 NALOŽBE	99,530,960	435,035	85,591,200	3,218,300	0.48%	1.98%	51,739	77
7 PULSAR HOLDING	69,876,575	305,577	0	56,405,840	0.34%	1.39%	79,586	38
8 CINKARNA	69,805,557	305,293	0	13,484,160	0.34%	1.39%	2,917	78
9 TOSAMA	52,566,443	229,867	0	11,954,703	0.25%	1.05%	4,185	107
10 LESNINA	45,839,094	200,587	0	23,121,093	0.22%	0.91%	430	32
11 KS1 - NALOŽBE	39,682,869	173,555	0	36,043,113	0.19%	0.79%	17,770	43
12 JAVOR PIVKA	39,503,842	172,664	0	17,847,781	0.19%	0.79%	39,688	111
13 GRAND HOTEL UNION	38,266,689	167,410	0	28,789,483	0.18%	0.76%	16,437	36
14 JATA	38,238,025	167,119	0	419,980	0.18%	0.76%	1,381	36
15 KD HOLDING	28,308,210	123,790	0	7,384,785	0.14%	0.56%	4,024	376
16 LIP BLEĐ	25,610,645	112,020	0	17,696,080	0.12%	0.51%	31,436	49
17 GORENJSKI TISK	22,858,492	99,941	0	12,796,092	0.11%	0.46%	7,200	20
18 PINUS RAČE	19,371,367	84,688	0	1,124,712	0.09%	0.39%	1,069	16
19 JADRAN	18,910,000	82,749	0	5,740,000	0.09%	0.38%	3,782	18
20 LIV POSTOJNA	17,578,115	76,860	0	320,000	0.08%	0.35%	1,100	42
21 DZS	17,272,292	75,543	0	1,552,587	0.08%	0.34%	4,125	44
22 BELINKA HOLDING	16,513,104	72,166	0	755,397	0.08%	0.33%	5,055	34
23 COLOR	16,431,871	71,874	0	761,778	0.08%	0.33%	7,223	39
24 POM-INVEST	14,790,868	64,691	0	4,637,011	0.07%	0.29%	28,816	222
25 MITOL	14,064,600	61,524	0	7,098,200	0.07%	0.28%	4,119	8
26 ALPETOUR POTOVALNA AGENCIJA	12,304,515	53,804	0	9,800,265	0.06%	0.24%	4,940	42
27 TEKSTINA	11,930,238	52,162	0	904,040	0.06%	0.24%	13,321	32
28 GOZDNO GOSPODARSTVO BLEĐ	11,904,373	52,058	0	3,209,496	0.06%	0.24%	7,531	24
29 NIKO ŽELEZNIKI	10,654,501	46,565	0	9,240,000	0.05%	0.21%	514	7
30 AGROKOMBINAT MARIBOR	10,448,233	45,663	0	9,645,430	0.05%	0.21%	10,897	16
31 MESNA INDUSTRIJA PRIMORSKE	10,214,131	44,679	0	3,702,660	0.05%	0.20%	6,753	27
32 HOTELI PALACE	9,900,750	43,313	0	4,547,250	0.05%	0.20%	7,193	30
33 FRUCTAL	9,478,863	41,459	0	440,112	0.05%	0.19%	3,871	37
34 SATURNUS EMBALAŽA	8,617,803	37,685	0	3,641,998	0.04%	0.17%	426	26
35 JATA EMONA	7,601,048	33,258	0	507,394	0.04%	0.15%	10,959	24
36 KEMA PUCONCI	7,292,534	31,894	0	2,068,959	0.04%	0.15%	1,767	7
37 GRAD PRESTRANEK	7,279,222	31,839	0	7,279,222	0.04%	0.14%	1,060	3
38 MURALES	6,111,452	26,719	0	827,491	0.03%	0.12%	3,660	17
39 PLAMA - PUR	5,179,866	22,668	0	392,800	0.02%	0.10%	1,839	12
40 KMETIJSKI KOMBINAT PTUJ	4,796,158	20,984	0	412,911	0.02%	0.10%	6,209	83
41 DANA	4,275,688	18,705	0	297,374	0.02%	0.09%	1,891	18
42 INTEGRAL JESENICE	4,274,868	18,691	0	1,072,968	0.02%	0.09%	3,603	13
43 KRONA HOLDING	4,177,755	18,269	0	321,655	0.02%	0.08%	10,202	51
44 SLOVENIJALES	3,962,997	17,330	0	718,068	0.02%	0.08%	484	25
45 MELAMIN	3,864,350	16,888	0	379,655	0.02%	0.08%	1,016	16
46 TUB SWATY	3,614,500	15,809	0	0	0.02%	0.07%	340	7
47 INTERTRADE ITS	3,459,177	15,124	0	0	0.02%	0.07%	3,457	18
48 CETIS	2,956,920	12,932	0	836,000	0.01%	0.06%	138	13
49 FINIRA	2,699,484	11,796	0	290,766	0.01%	0.05%	7,749	73
50 ELMO	2,643,249	11,556	0	598,250	0.01%	0.05%	4,636	16
51 AVTO CELJE	2,514,377	10,992	0	94,387	0.01%	0.05%	1,566	13
52 LESNINA EMMI	2,312,252	10,110	0	150,000	0.01%	0.05%	3,197	14
53 MERCATA 1 HOLDING	1,969,482	8,611	0	581,599	0.01%	0.04%	701	71
54 INTES	1,927,974	8,435	0	109,636	0.01%	0.04%	4,205	17
55 PPS - PEKARNE PTUJ	1,598,998	6,989	0	1,024,998	0.01%	0.03%	39	2
56 SIVENT	1,334,906	5,832	0	98,600	0.01%	0.03%	3,781	72
57 NAMA	1,247,950	5,460	0	0	0.01%	0.02%	877	5
58 GOZDNO GOSPODARSTVO POSTOJNA	1,108,645	4,846	0	0	0.01%	0.02%	1,039	3
59 SVILA	1,052,972	4,599	0	0	0.01%	0.02%	17,343	12
60 HIDROTEHNIK	1,038,532	4,543	0	0	0.00%	0.02%	690	8
61 EGOLES ŠKOFJA LOKA	975,508	4,266	0	661,908	0.00%	0.02%	868	4
62 LIZ INŽENIRING	879,371	3,846	0	0	0.00%	0.02%	645	4
63 KOMPAS HOTELI KG	728,401	3,185	0	590,440	0.00%	0.01%	136	5
64 OLJARICA	653,300	2,855	0	224,500	0.00%	0.01%	99	5
65 GEA TOVARNA OLJA	614,286	2,685	0	445,200	0.00%	0.01%	445	3
66 CAPITA	590,360	2,584	0	0	0.00%	0.01%	597	4
67 IMP ČRPALKE	523,401	2,290	0	0	0.00%	0.01%	646	13
68 AVTOPREVOZNIŠTVO IN SERVISI	388,290	1,697	0	349,800	0.00%	0.01%	1,110	3
69 KLASJE	289,250	1,264	0	40,040	0.00%	0.01%	645	7
70 TUS KO-SI	240,900	1,054	0	0	0.00%	0.00%	219	1

1. Shares (2)

Issue	Total (in SIT)	Total (in EUR)	Block trades (in SIT)	Cross trades (in SIT)	Share in total turnover on free market	Share in turnover of shares	Volume in pieces	Number of bargains
71 MARINA PORTOROŽ	216,201	946	0	0	0.00%	0.00%	21	2
72 ZDRAVILIŠČE ROGAŠKA	204,040	893	0	30,200	0.00%	0.00%	1,285	8
73 CREINA	196,005	857	0	196,005	0.00%	0.00%	49	2
74 TOVARNA SLADKORJA ORMOŽ	176,510	772	0	0	0.00%	0.00%	95	2
75 SVILANIT	143,000	626	0	136,400	0.00%	0.00%	130	2
76 KRUH-PECIVO	126,005	551	0	0	0.00%	0.00%	115	4
77 MEDVEŠEK PUŠNIK	120,000	525	0	75,000	0.00%	0.00%	8	3
78 TOPLICE DOBRNA	100,806	441	0	0	0.00%	0.00%	63	1
79 MK TISKARNA	86,300	377	0	0	0.00%	0.00%	63	2
80 SATURNUS AVTOOPREMA	85,500	374	0	0	0.00%	0.00%	19	1
81 UNITAS	59,800	261	0	0	0.00%	0.00%	26	1
82 IMP KLIMAT	53,196	233	0	0	0.00%	0.00%	33	2
83 ZASAVSKI RAČUNSKI CENTER	30,010	131	0	0	0.00%	0.00%	100	1
84 INLES RIBNICA	10,500	46	0	0	0.00%	0.00%	15	1
85 DRAVINJSKI DOM	1,800	8	0	0	0.00%	0.00%	2	2
86 DADAS	0	0	0	0	0.00%	0.00%	0	0
87 RTC KRVAVEC IMENSKE	0	0	0	0	0.00%	0.00%	0	0
88 GEA COLLEGE	0	0	0	0	0.00%	0.00%	0	0
89 MERCATA HOLDING	0	0	0	0	0.00%	0.00%	0	0
90 INTARA	0	0	0	0	0.00%	0.00%	0	0
91 RUDIS	0	0	0	0	0.00%	0.00%	0	0
92 SAVINJA MOZIRJE	0	0	0	0	0.00%	0.00%	0	0
93 JELEN	0	0	0	0	0.00%	0.00%	0	0
94 DOM SMREKA	0	0	0	0	0.00%	0.00%	0	0
95 GRADIS GP	0	0	0	0	0.00%	0.00%	0	0
96 HIPOTEKARNA BANKA	0	0	0	0	0.00%	0.00%	0	0
97 VALKARTON	0	0	0	0	0.00%	0.00%	0	0
98 CEMENTARNA TRBOVLJE	0	0	0	0	0.00%	0.00%	0	0
99 KOŠAKI TMI MARIBOR	0	0	0	0	0.00%	0.00%	0	0
100 GORIŠKE OPEKARNE	0	0	0	0	0.00%	0.00%	0	0
101 ŽELEZARNA RAVNE - MONTER DRAVOGRAD	0	0	0	0	0.00%	0.00%	0	0
102 MLAJ	0	0	0	0	0.00%	0.00%	0	0
103 SIJAJ HRASTNIK	0	0	0	0	0.00%	0.00%	0	0
104 INTERTRADE ITA	0	0	0	0	0.00%	0.00%	0	0
105 RAZVOJNA DRUŽBA	0	0	0	0	0.00%	0.00%	0	0
106 UPIMO GROUP	0	0	0	0	0.00%	0.00%	0	0
Preferred shares	41,661,288	182,172	0	5,127,592	0.20%	0.83%	7,334	318
1 KD HOLDING	41,636,077	182,062	0	5,127,592	0.20%	0.83%	7,278	317
2 ZDRAVILIŠČE ROGAŠKA	25,211	110	0	0	0.00%	0.00%	56	1
3 HIPOTEKARNA BANKA	0	0	0	0	0.00%	0.00%	0	0
4 PRIMOFIN	0	0	0	0			0	0

2. Bonds

Issue	Total (in SIT)	Total (in EUR)	Block trades (in SIT)	Cross trades (in SIT)	Share in total turnover on free market	Share in turnover of bonds	Volume in pieces	Number of bargains
Bonds	1,739,044,477	7,605,230	519,596,560	390,527,996	8.37%	100.00%	154,431	510
1 SLOV. ODŠKODNINSKA DRUŽBA 2 nd issue	1,691,217,537	7,396,120	484,760,754	377,762,674	8.14%	97.25%	152,288	504
2 PROBANKA 4 th issue	44,787,623	195,808	34,835,806	9,951,817	0.22%	2.58%	1,962	2
3 STANOVANJSKI SKLAD 3 rd issue	2,813,505	12,314	0	2,813,505	0.01%	0.16%	28	2
4 NAMA 1 st issue	147,606	646	0	0	0.00%	0.01%	146	1
5 VIPA	78,206	342	0	0	0.00%	0.00%	7	1
6 UBK KONVERTIBILNE	0	0	0	0	0.00%	0.00%	0	0
7 SIP STROJNA INDUSTRIJA 1 st issue, B series	0	0	0	0	0.00%	0.00%	0	0
8 SIP STROJNA INDUSTRIJA 1 st issue, A series	0	0	0	0	0.00%	0.00%	0	0
9 SI.MOBIL 1 st issue	0	0	0	0	0.00%	0.00%	0	0
10 PROBANKA 5 th issue	0	0	0	0	0.00%	0.00%	0	0
11 KD INVESTMENTS 1 st issue	0	0	0	0	0.00%	0.00%	0	0
12 BORZNA DRUŽBA POTEZA 2 nd issue	0	0	0	0	0.00%	0.00%	0	0
13 BANKA KOPER 4 th issue	0	0	0	0	0.00%	0.00%	0	0
14 BANKA KOPER 3 rd issue	0	0	0	0	0.00%	0.00%	0	0
15 AUTOCOMMERCE 1 st issue	0	0	0	0	0.00%	0.00%	0	0
Total free market (shares and bonds)	6,761,825,124	29,561,569	4,093,602,007	905,307,085	32.53%	-	4,471,567	5,034

3. Investment funds

Issue	Total (in SIT)	Total (in EUR)	Block trades (in SIT)	Cross trades (in SIT)	Share in total turnover on free market	Share in turnover of investment funds	Volume in pieces	Number of bargains
Total investment funds	13,041,480,980	57,006,856	9,063,535,475	635,199,812	62.74%	100.00%	105,047,404	18,814
1 Closed-end funds	7,703,798,067	33,670,378	6,006,553,087	237,306,105	37.06%	59.07%	28,797,450	6,079
2 Authorised closed-end funds	5,337,682,913	23,336,478	3,056,982,388	397,893,707	25.68%	40.93%	76,249,954	12,735

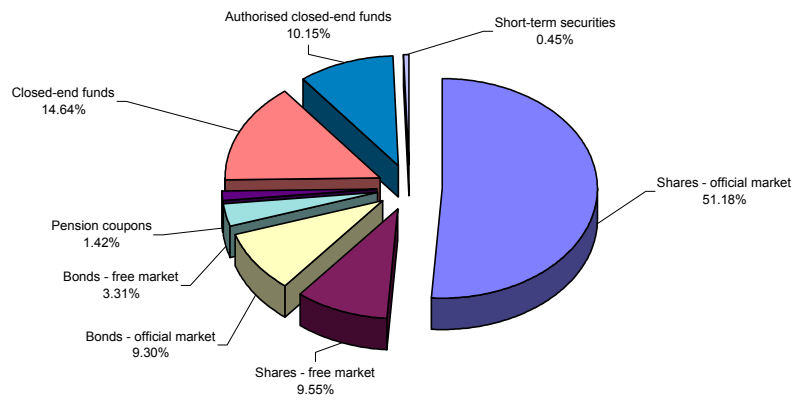
3.1. Closed-end funds

Issue	Total (in SIT)	Total (in EUR)	Block trades (in SIT)	Cross trades (in SIT)	Share in total turnover on free market	Share in turnover of closed-end funds	Volume in pieces	Number of bargains
Total closed-end funds	7,703,798,067	33,670,378	6,006,553,087	237,306,105	37.06%	100.00%	28,797,450	6,079
1 INFOND ID	3,135,466,924	13,696,709	2,842,394,667	37,409,711	15.08%	40.70%	1,846,806	1,542
2 TRIGLAV STEBER 1	2,259,700,780	9,873,828	1,494,121,184	107,899,925	10.87%	29.33%	12,347,834	1,944
3 NFD 1	2,124,510,415	9,294,847	1,670,037,236	60,888,730	10.22%	27.58%	13,318,386	1,713
4 ID KD	184,119,968	804,994	0	31,107,739	0.89%	2.39%	1,284,424	880

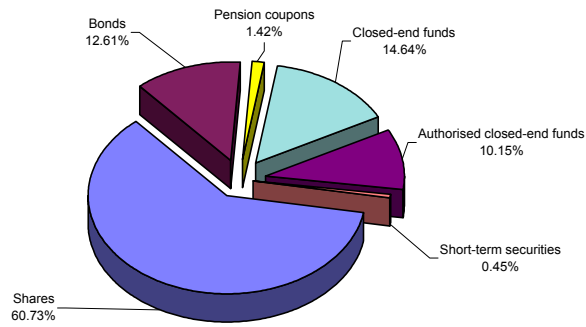
3.2. Authorised closed-end funds

Issue	Total (in SIT)	Total (in EUR)	Block trades (in SIT)	Cross trades (in SIT)	Share in total turnover on free market	Share in turnover of auth. closed-end funds	Volume in pieces	Number of bargains
Total authorised closed-end funds	5,337,682,913	23,336,478	3,056,982,388	397,893,707	25.68%	100.00%	76,249,954	12,735
1 ZLATA MONETA 1	1,018,228,484	4,453,747	257,000,000	86,458,151	25.68%	19.08%	6,422,252	1,117
2 KRONA SENIOR	805,084,925	3,519,219	657,297,265	43,971,879	4.90%	15.08%	11,197,371	438
3 INFOND PID	803,997,136	3,512,029	739,866,845	8,818,389	3.87%	15.06%	15,239,583	1,380
4 ATENA PID	705,319,696	3,085,919	574,145,324	46,101,557	3.87%	13.21%	10,395,825	899
5 ZVON DVA	406,009,801	1,773,426	362,300,300	6,995,442	3.39%	7.61%	8,579,087	741
6 ZLATA MONETA II	308,882,306	1,350,212	284,265,936	1,479,100	1.95%	5.79%	6,023,730	457
7 ZVON ENA	296,908,950	1,298,293	0	22,568,833	1.49%	5.56%	2,314,344	1,003
8 MAKSIMA 1	209,860,438	917,540	0	53,623,651	1.43%	3.93%	2,477,486	1,077
9 POMURSKA INV. DRUŽBA 1	135,977,939	594,554	0	51,984,060	1.43%	2.55%	655,235	331
10 ARKADA ENA	135,796,214	594,443	107,635,538	3,289,724	0.65%	2.54%	2,106,425	213
11 TRIGLAV STEBER II	120,919,865	528,916	30,072,000	15,361,446	0.65%	2.27%	2,743,796	1,163
12 NFD 2	107,030,445	467,991	0	6,782,511	0.58%	2.01%	2,515,015	1,633
13 MODRA LINIJA	88,407,913	386,392	44,399,180	13,357,413	0.51%	1.66%	1,126,200	224
14 PID VIPA INVEST	67,536,379	295,335	0	164,615	0.43%	1.27%	827,549	100
15 PID KD	24,493,910	107,111	0	5,811,887	0.32%	0.46%	787,793	656
16 VIZIJA DPB	20,204,323	88,364	0	426,600	0.12%	0.38%	314,615	128
17 NIKA 1	14,670,393	64,120	0	10,103,652	0.10%	0.27%	448,493	103
18 PLOD	13,308,787	58,186	0	8,054,560	0.07%	0.25%	440,503	27
19 TRGATEV	10,495,964	45,877	0	4,827,419	0.06%	0.20%	346,924	63
20 NIKA	7,872,278	34,431	0	1,514,815	0.05%	0.15%	191,278	99
21 KS-sklad 2	6,336,901	27,705	0	18,060	0.04%	0.12%	148,821	72
22 POOBLAŠČENA POMURSKA INV. DRUŽBA	6,066,193	26,525	0	1,903,493	0.03%	0.11%	216,911	222
23 MERCATA	5,469,767	23,915	0	687,514	0.03%	0.10%	125,941	133
24 KS - SKLAD 4	4,387,142	19,187	0	848,651	0.03%	0.08%	120,591	100
25 MERCATA 1	3,060,789	13,384	0	253,273	0.02%	0.06%	91,062	131
26 TRDNJAVA	2,922,851	12,784	0	541,930	0.01%	0.05%	118,974	52
27 SETEV	2,722,176	11,900	0	0	0.01%	0.05%	85,068	38
28 NIKA 2	2,263,808	9,900	0	395,218	0.01%	0.04%	76,966	44
29 PID AKTIVA AVANT I	2,021,100	8,836	0	1,126,254	0.01%	0.04%	60,755	64
30 TRDNJAVA I	1,026,294	4,488	0	423,610	0.01%	0.02%	39,441	21
31 CAPINVEST 2	399,746	1,749	0	0	0.00%	0.01%	11,920	6
Pension coupons	749,120,697	3,275,491	40,700,000	112,892,999	3.60%	-	13,267,716	9,332
Short-term securities	234,482,821	1,026,884	234,482,821	0	1.13%	-	23,580	2
Total free market	20,786,909,622	90,870,800	13,432,320,303	1,653,399,896	100.00%	-	122,810,267	33,182
Total turnover in October 2002	52,608,413,176	230,027,528	25,126,881,647	4,315,051,158	-	-	124,686,282	47,068

Structure of turnover by securities in October 2002



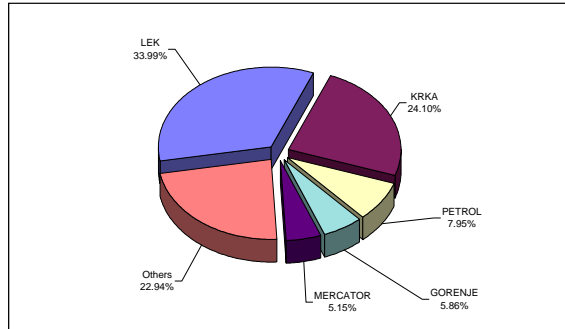
Structure of turnover by securities - all markets - October 2002



C5) MOST TRADED SECURITIES IN OCTOBER 2002

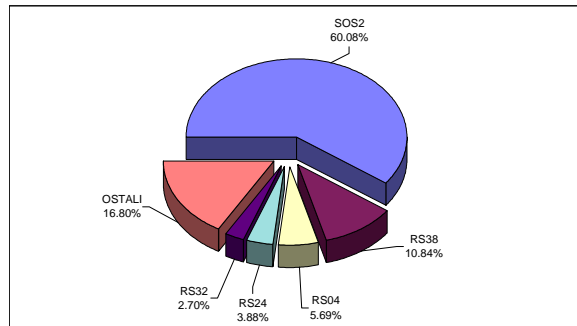
MOST TRADED SHARES

Issue	Turnover (in SIT) - order book trades only	Market capitalisation as of 31 October 2002 (in SIT)	Number of bargains - order book trades only
LEK	7,066,607,651	184,421,598,827	2,021
KRKA	5,009,014,740	162,587,044,104	3,379
PETROL	1,653,306,881	84,436,607,168	1,380
GORENJE	1,217,820,010	56,038,748,000	1,522
MERCATOR	1,070,894,626	83,766,339,030	988
Others	4,769,554,760	699,336,990,013	8,652
Total	20,787,198,668	1,270,587,327,142	17,942



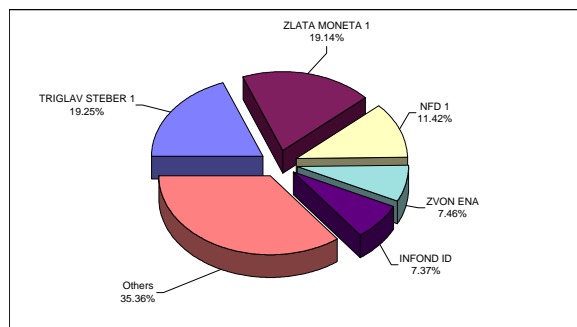
MOST TRADED BONDS

Issue	Turnover (in SIT) - order book trades only	Market capitalisation as of 31 October 2002 (in SIT)	Number of bargains - order book trades only
SLOVENSKA ODŠKODNINSKA DRUŽBA 2 nd issue	1,206,456,783	116,891,181,337	495
REPUBLIKA SLOVENIJA 38 th issue	217,604,766	23,474,178,684	53
REPUBLIKA SLOVENIJA 4 th issue	114,257,746	23,870,760,416	53
REPUBLIKA SLOVENIJA 24 th issue	77,918,000	11,170,500,000	13
REPUBLIKA SLOVENIJA 32 nd issue	54,295,323	5,587,475,899	11
Others	337,434,041	424,000,074,943	231
Total	2,007,966,659	604,994,171,279	856



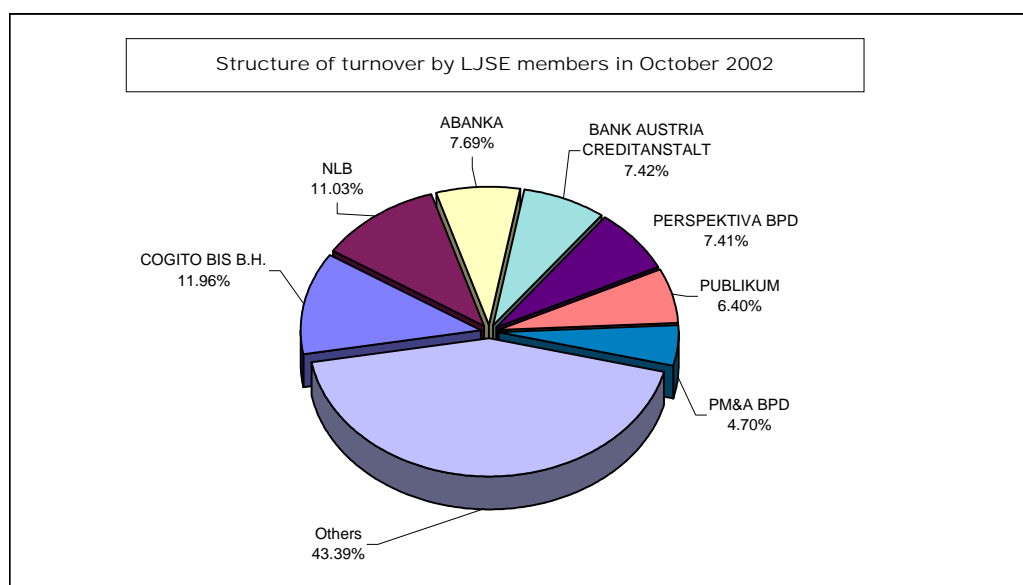
MOST TRADED AUTHORISED INVESTMENT FUNDS

Closed-end funds or Authorised closed-end funds	Turnover (in SIT) - order book trades only	Market capitalisation as of 31 October 2002 (in SIT)	Number of bargains - order book trades only
TRIGLAV STEBER 1	765,579,596	33,550,449,676	1,935
ZLATA MONETA 1	761,228,484	12,915,113,980	1,115
NFD 1	454,473,179	33,789,306,726	1,707
ZVON ENA	296,908,950	18,786,588,858	1,003
INFOND ID	293,072,237	15,210,598,782	1,536
Others	1,406,683,059	125,463,895,165	11,474
Total	3,977,945,505	239,715,953,187	18,770



C7) TURNOVER BY LJSE MEMBERS IN OCTOBER 2002

	Member	Official market (in SIT)	Free market (in SIT)	Total (in SIT)	Share in turnover
1	COGITO BIS B.H.	466,584,667	12,119,181,121	12,585,765,788	11.96%
2	NLB	8,372,719,032	3,230,255,491	11,602,974,523	11.03%
3	ABANKA	4,136,638,659	3,950,850,582	8,087,489,241	7.69%
4	BANK AUSTRIA CREDITANSTALT	7,474,411,174	332,418,793	7,806,829,967	7.42%
5	PERSPEKTIVA BPD	6,756,775,344	1,038,952,828	7,795,728,172	7.41%
6	PUBLIKUM	6,475,550,756	262,892,368	6,738,443,124	6.40%
7	PM&A BPD	1,978,380,735	2,970,516,239	4,948,896,974	4.70%
8	MARIBORSKA BPH	3,375,035,104	1,316,817,741	4,691,852,845	4.46%
9	PROBANKA	1,654,455,821	2,466,309,348	4,120,765,169	3.92%
10	ILIRIKA	3,073,941,114	1,024,171,621	4,098,112,735	3.89%
11	POTEZA	2,426,565,881	1,143,713,425	3,570,279,306	3.39%
12	ARGONOS BPH	2,265,173,270	1,164,555,894	3,429,729,164	3.26%
13	MEDVEŠEK PUŠNIK	2,291,855,908	791,567,947	3,083,423,855	2.93%
14	FACTOR BANKA	1,465,258,982	1,523,933,593	2,989,192,575	2.84%
15	GBD GORENJSKA BORZNO POSREDNIŠKA DRUŽBA	1,579,607,168	1,261,574,616	2,841,181,784	2.70%
16	CELJSKA BORZNO-POSREDNIŠKA HIŠA	945,382,116	1,585,600,248	2,530,982,364	2.41%
17	CERTIUS BPH	1,492,687,147	976,584,232	2,469,271,379	2.35%
18	ZADRUŽNA BANKA	1,834,680,318	412,686,780	2,247,367,098	2.14%
19	BANKA KOPER	442,036,118	1,205,293,365	1,647,329,483	1.57%
20	AC - BORZNO POSREDNIŠKA HIŠA	764,927,973	824,524,153	1,589,452,126	1.51%
21	PFC INTERFIN	932,957,416	582,729,228	1,515,686,644	1.44%
22	SKB BANKA	1,089,336,932	221,157,922	1,310,494,854	1.25%
23	BANKA VIPA	986,385,525	203,265,221	1,189,650,746	1.13%
24	MOJA DELNICA BPH	688,961,283	243,848,127	932,809,410	0.89%
25	RAIFFEISEN KREKOVA BANKA	245,642,299	238,400,054	484,042,353	0.46%
26	B P H	190,759,800	203,958,962	394,718,762	0.38%
27	VERITAS BH	141,736,846	179,496,669	321,233,515	0.31%
28	IT MODRA HIŠA	81,148,789	54,516,393	135,665,182	0.13%
29	GORENJSKA BANKA	13,410,922	44,046,264	57,457,186	0.05%
	Others	63,643,007,099	41,573,819,225	105,216,826,324	100.00%



C9) TURNOVER IN YEARS 2001 AND 2002

MONTHLY TURNOVER ON OFFICIAL MARKET

Year 2001	Number of trading days	Turnover (in SIT)			Number of bargains	
		per month	average per day	average per bargain	per month	average per day
January	21	19,859,854,808	945,707,372	2,028,793	9,789	466
February	19	12,525,024,737	659,211,828	1,725,923	7,257	382
March	22	10,801,883,219	490,994,692	1,467,049	7,363	335
April	19	11,622,847,951	611,728,840	1,906,635	6,096	321
May	21	17,542,247,620	835,345,125	2,499,252	7,019	334
June	20	17,166,334,022	858,316,701	2,281,544	7,524	376
July	22	24,675,174,458	1,121,598,839	2,788,786	8,848	402
August	22	12,900,872,510	586,403,296	1,434,227	8,995	409
September	20	23,082,322,152	1,154,116,108	2,045,217	11,286	564
October	22	22,564,375,151	1,025,653,416	2,247,448	10,040	456
November	21	28,125,663,189	1,339,317,295	2,966,216	9,482	452
December	18	32,432,636,267	1,801,813,126	3,064,598	10,583	588
TOTAL	247	233,299,236,084	11,430,206,636	26,455,687	104,282	5,085
AVERAGE 2001	20.58	19,441,603,007	944,531,320	2,237,196	8,690	422
YEAR 2002						
January	21	23,391,290,219	1,113,870,963	1,581,668	14,789	704
February	19	17,550,952,342	923,734,334	2,439,326	7,195	379
March	21	22,519,454,300	1,072,354,967	1,881,482	11,969	570
April	21	27,541,116,228	1,311,481,725	1,924,068	14,314	682
May	20	25,381,807,237	1,269,090,362	1,984,504	12,790	640
June	19	19,791,779,374	1,041,672,599	2,211,125	8,951	471
July	23	31,589,908,982	1,373,474,304	3,492,141	9,046	393
August	21	29,086,116,707	1,385,053,177	2,377,288	12,235	583
September	21	26,795,304,876	1,275,966,899	1,859,881	14,407	686
October	22	31,821,503,554	1,446,431,980	2,291,625	13,886	631
TOTAL	208	255,469,233,819	12,213,131,308	22,043,108	119,582	5,738
AVERAGE 2002	20.80	25,546,923,382	1,228,217,470	2,136,352	11,958	575

MONTHLY TURNOVER ON FREE MARKET *

Year 2001	Number of trading days	Turnover (in SIT)			Number of bargains	
		per month	average per day	average per bargain	per month	average per day
January	21	13,407,910,913	638,471,948	783,997	17,102	814
February	19	6,211,656,272	326,929,277	261,841	23,723	1,249
March	22	7,241,224,971	329,146,590	293,131	24,703	1,123
April	19	5,890,406,532	310,021,396	333,130	17,682	931
May	21	8,571,753,552	408,178,741	504,636	16,986	809
June	20	14,650,016,959	732,500,848	1,097,626	13,347	667
July	22	6,131,352,699	278,697,850	395,546	15,501	705
August	22	5,866,333,197	266,651,509	335,737	17,473	794
September	20	12,785,330,977	639,266,549	730,340	17,506	875
October	22	8,332,570,331	378,753,197	481,874	17,292	786
November	21	12,103,862,821	576,374,420	649,837	18,626	887
December	18	14,151,915,892	786,217,550	888,158	15,934	885
TOTAL	247	115,344,335,116	5,671,209,874	6,755,854	215,875	10,525
AVERAGE 2001	20.58	9,612,027,926	466,981,114	534,311	17,990	874
YEAR 2002						
January	21	6,646,213,927	316,486,377	369,501	17,987	857
February	19	13,109,093,513	689,952,290	533,584	24,568	1,293
March	21	14,804,700,956	704,985,760	501,446	29,524	1,406
April	21	13,376,800,464	636,990,498	491,650	27,208	1,296
May	20	10,600,088,172	530,004,409	434,163	24,415	1,221
June	19	11,496,974,652	605,103,929	599,113	19,190	1,010
July	23	8,561,384,159	372,234,094	455,417	18,799	817
August	21	9,073,745,435	432,083,116	609,426	14,889	709
September	21	14,737,526,110	701,786,958	789,581	18,665	889
October	22	20,786,909,622	944,859,528	626,451	33,182	1,508
TOTAL	208	123,193,437,010	5,934,486,959	5,410,332	228,427	11,005
AVERAGE 2002	20.80	12,319,343,701	592,276,139	539,312	22,843	1,098

* Includes the turnover of shares, bonds, inv.funds, short-term securities and pension coupons.

TURNOVER BY SECURITIES ON ALL MARKETS OF LJUBLJANA STOCK EXCHANGE IN YEARS 1998 - 2002

Total turnover and number of bargains

Year	Number of trading days	Turnover (in SIT)			Number of bargains	
		per year	average per day	average per bargain	per year	average per day
2002	208	378,662,670,829	1,820,493,610	1,088,083	348,009	1,673
2001	247	348,643,571,200	1,411,512,434	1,088,977	320,157	1,296
2000	249	269,617,104,598	1,082,799,617	679,818	396,602	1,593
1999	254	265,671,058,734	1,045,949,050	594,292	447,038	1,760
1998	252	173,374,959,032	687,995,869	729,680	237,604	943

Average turnover and number of bargains

Year	Turnover (in SIT)			Number of bargains	
	per month	per day	per bargain	per month	per day
2002	37,866,267,083	1,820,493,610	1,088,083	34,801	1,673
2001	29,053,630,933	1,411,512,434	1,088,977	26,680	1,296
2000	22,468,092,050	1,082,799,617	679,818	33,050	1,593
1999	22,139,254,895	1,045,949,050	594,292	37,253	1,760
1998	14,447,913,253	687,995,869	729,680	19,800	943

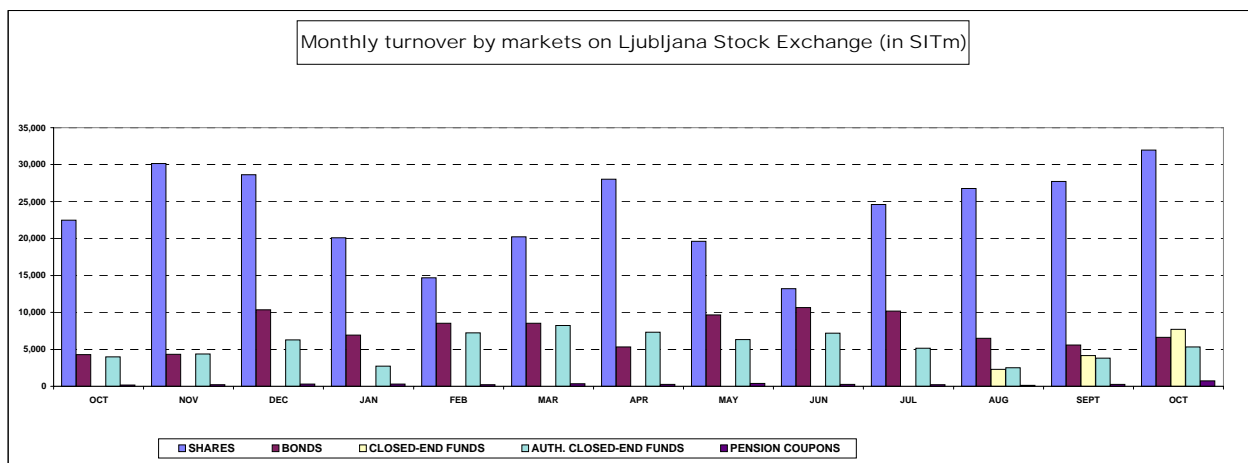
STRUCTURE OF TURNOVER

MONTHLY TURNOVER BY MARKETS ON LJUBLJANA STOCK EXCHANGE (in SIT)

YEAR 2001	OFFICIAL MARKET		FREE MARKET					TOTAL	
	SHARES	BONDS	SHARES	BONDS	CLOSED-END FUNDS	AUTHORISED CLOSED-END FUNDS	PENSION COUPONS		SHORT-TERM SECURITIES
October	25,726,412,383	2,399,250,805	4,416,214,030	1,938,369,043	-	4,356,984,421	205,917,427	1,186,377,900	40,229,526,009
November	23,505,357,701	8,927,278,566	5,123,846,536	1,444,103,093	-	6,294,858,883	291,528,880	997,578,500	40,229,526,010
December	194,498,268,846	38,800,967,235	42,641,447,807	12,818,739,696	-	55,402,203,505	1,651,884,886	2,830,059,212	46,584,552,159
TOTAL 2001	0	0	0	0	0	0	0	0	0
YEAR 2002									
January	17,961,471,697	5,429,818,522	2,126,834,395	1,503,751,323	-	2,715,438,305	300,189,904	0	30,037,504,146
February	11,323,889,104	6,227,063,238	3,360,542,952	2,306,401,914	-	7,239,288,099	202,860,548	0	30,660,045,855
March	15,957,290,362	6,562,163,938	4,284,968,742	1,954,953,429	-	8,220,585,061	344,193,724	0	37,324,155,256
April	24,326,522,540	3,214,593,688	3,700,246,073	2,091,962,539	-	7,312,735,020	271,856,831	0	40,917,916,691
May	17,218,620,600	8,163,186,637	2,390,529,855	1,499,206,805	-	6,305,661,711	404,689,801	0	35,981,895,409
June	10,921,241,382	8,870,537,992	2,278,918,076	1,765,347,941	-	7,179,898,819	272,809,817	0	31,288,754,027
July	22,626,904,234	8,963,004,748	1,959,080,370	1,237,270,328	-	5,143,662,175	221,371,286	0	40,151,293,141
August	24,631,497,229	4,454,619,478	2,116,942,661	2,035,100,357	2,292,541,631	2,514,027,040	115,133,745	0	38,159,862,141
September	25,008,605,663	1,786,699,213	2,718,403,776	3,787,321,789	4,143,623,856	3,822,754,306	265,422,383	0	41,532,830,986
October	26,926,761,883	4,894,741,671	5,022,780,647	1,739,044,477	7,703,798,067	5,337,682,913	749,120,697	234,482,821	52,608,413,176
TOTAL 2002	196,902,804,694	58,566,429,125	29,959,247,547	19,920,360,902	14,139,963,554	55,791,733,449	3,147,648,736	234,482,821	378,662,670,828

MONTHLY TURNOVER BY SECURITIES ON LJUBLJANA STOCK EXCHANGE (in SIT)

YEAR 2001	SHARES	BONDS	CLOSED-END FUNDS	AUTHORISED CLOSED-END FUNDS	PENSION COUPONS	SHORT-TERM SECURITIES	TOTAL
October	22,465,252,348	4,269,613,883	-	3,984,730,251	177,349,000	0	30,896,945,482
November	30,142,626,413	4,337,619,848	-	4,356,984,421	205,917,427	1,186,377,900	40,229,526,009
December	28,629,204,237	10,371,381,659	-	6,294,858,883	291,528,880	997,578,500	46,584,552,159
TOTAL 2001	237,139,716,649	51,619,706,929	-	55,402,203,505	1,651,884,886	2,830,059,212	348,643,571,184
YEAR 2002							
January	20,088,306,092	6,933,569,845	-	2,715,438,305	300,189,904	0	30,037,504,146
February	14,684,432,056	8,533,465,152	-	7,239,288,099	202,860,548	0	30,660,045,855
March	20,242,259,104	8,517,117,367	-	8,220,585,061	344,193,724	0	37,324,155,256
April	28,026,768,613	5,306,556,227	-	7,312,735,020	271,856,831	0	40,917,916,691
May	19,609,150,455	9,662,393,442	-	6,305,661,711	404,689,801	0	35,981,895,409
June	13,200,159,458	10,635,885,933	-	7,179,898,819	272,809,817	0	31,288,754,027
July	24,585,984,604	10,200,275,076	-	5,143,662,175	221,371,286	0	40,151,293,141
August	26,748,439,890	6,489,719,835	2,292,541,631	2,514,027,040	115,133,745	0	38,159,862,141
September	27,727,009,439	5,574,021,002	4,143,623,856	3,822,754,306	265,422,383	0	41,532,830,986
October	31,949,542,530	6,633,786,148	7,703,798,067	5,337,682,913	749,120,697	234,482,821	52,608,413,176
TOTAL 2002	226,862,052,241	78,486,790,027	14,139,963,554	55,791,733,449	3,147,648,736	234,482,821	378,662,670,828



D) MARKET CAPITALISATION

MARKET CAPITALISATION - OFFICIAL MARKET (in SIT)

	31 Oct 2001	31 Dec 2001	30 Sept 2002	31 Oct 2002	Index 31 Oct 2002 / 30 Sept 2002	Index 31 Oct 2002 / 31 Dec 2001	Index 31 Oct 2002 / 31 Oct 2001	Share
SHARES	653,271,361,481	697,253,506,985	988,343,760,482	1,052,028,069,278	106	151	161	68.95%
Banks	69,338,160,959	79,442,339,672	30,495,501,886	31,452,487,250	103	40	45	2.99%
Companies	583,933,200,522	617,811,167,313	957,848,258,596	1,020,575,582,028	107	165	175	97.01%
BONDS	272,143,440,482	288,037,807,017	460,885,362,181	473,819,292,133	103	164	174	31.05%
State	218,978,108,056	228,546,965,439	405,717,291,844	421,607,739,584	104	184	193	88.98%
Banks	44,787,267,210	51,348,800,666	47,325,846,356	44,305,748,832	94	86	99	9.35%
Companies	8,378,065,216	8,142,040,911	7,842,223,982	7,905,803,716	101	97	94	1.67%
TOTAL	925,414,801,963	985,291,314,002	1,449,229,122,663	1,525,847,361,411	105	155	165	100.00%

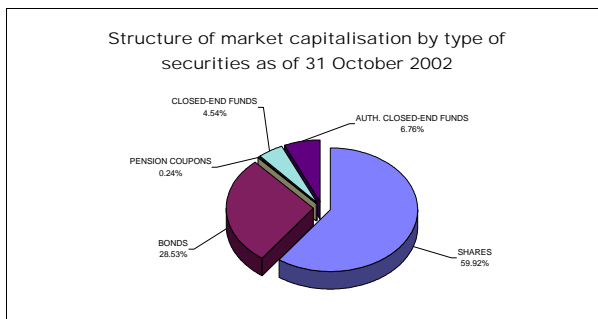
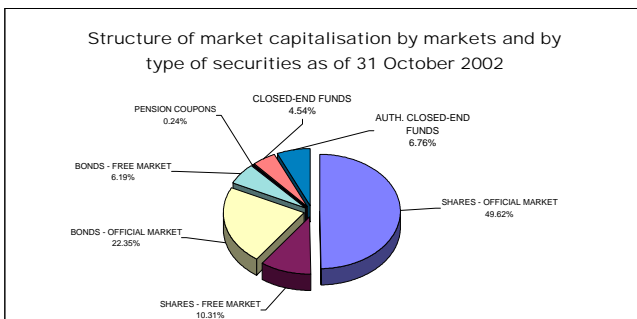
MARKET CAPITALISATION - FREE MARKET (in SIT)

	31 Oct 2001	31 Dec 2001	30 Sept 2002	31 Oct 2002	Index 31 Oct 2002 / 30 Sept 2002	Index 31 Oct 2002 / 31 Dec 2001	Index 31 Oct 2002 / 31 Oct 2001	Share
SHARES	145,299,662,423	152,735,137,497	219,463,457,134	218,559,257,864	100	143	150	43.87%
Banks	1,517,700,000	1,517,700,000	1,517,700,000	1,517,700,000	100	100	100	0.69%
Companies	143,781,962,423	151,217,437,497	217,945,757,134	217,041,557,864	100	144	151	99.31%
BONDS	69,421,428,257	72,881,061,519	92,039,333,922	131,174,879,146	143	180	189	26.33%
State	59,059,824,375	62,524,585,291	79,601,450,754	118,862,799,549	149	190	201	90.61%
Communities	22,653,090	22,786,828	-	-	-	-	-	-
Banks	4,894,273,351	4,856,624,595	6,440,166,621	6,365,203,047	99	131	130	4.85%
Companies	5,444,677,441	5,477,064,804	5,997,716,546	5,946,876,550	99	109	109	4.53%
PENSION COUPONS	5,937,107,627	6,693,138,166	6,809,350,249	5,058,845,472	74	76	85	1.02%
CLOSED-END FUNDS	-	-	90,322,841,588	96,348,992,781	-	-	-	19.34%
AUTH. CLOSED-END FUNDS	156,653,822,041	162,367,936,564	136,185,716,870	143,366,960,406	105	88	92	28.78%
TOTAL *	377,312,020,348	394,677,273,745	454,497,858,175	498,159,942,887	110	126	132	100.00%
TOTAL SHARES	798,571,023,904	849,988,644,482	1,207,807,217,616	1,270,587,327,142	105	149	159	59.92%
TOTAL BONDS	341,564,868,739	360,918,868,536	552,924,696,103	604,994,171,279	109	168	177	28.53%
PENSION COUPONS	5,937,107,627	6,693,138,166	6,809,350,249	5,058,845,472	74	76	85	0.24%
INVESTMENT FUNDS	156,653,822,041	162,367,936,564	226,508,558,459	239,715,953,187	106	148	153	11.31%
TOTAL CAPITALISATION ON LJSE *	1,302,726,822,311	1,379,968,587,748	1,994,049,822,426	2,120,356,297,080	106	154	163	100.00%

* Investment funds are included in market capitalisation

EXCHANGE RATES

1USD=251.3573 SIT as of 31 Oct 2001	1USD=250.9458 SIT as of 31 Dec 2001	1USD=233.4731 SIT as of 30 Sept 2002	1USD=232.5530 SIT as of 31 Oct 2002
1EUR=209.30526 SIT as of 31 Oct 2001	1EUR=221.4096 SIT as of 31 Dec 2001	1EUR=228.3133 SIT as of 30 Sept 2002	1EUR=228.9717 SIT as of 31 Oct 2002



D1) MARKET CAPITALISATION OF SHARES - OFFICIAL MARKET AS OF 31 OCTOBER 2002

Issue	Number of shares traded	Number of issued shares	Share of traded shares	Price as of 31 Oct 2002	Market capitalisation as of 31 Oct 2002 (in SIT)	Market capitalisation as of 31 Oct 2002 (in EUR)	Market capitalisation as of 31 Oct 2002 (in USD)
Common shares	-	-	-	-	1,033,522,935,735	4,513,758,407	4,444,246,842
1 LEK	1,790,623	1,792,782	99.88%	102,993 SIT	184,421,598,827	805,434,029	793,030,401
2 KRKA	3,542,612	3,542,612	100.00%	45,895 SIT	162,587,044,104	710,074,844	699,139,741
3 PETROL	2,086,301	2,086,301	100.00%	40,472 SIT	84,436,607,168	368,764,381	363,085,435
4 MERCATOR	3,208,504	3,208,504	100.00%	26,108 SIT	83,766,339,030	365,837,084	360,203,218
5 GORENJE	12,200,000	12,200,000	100.00%	4,593 SIT	56,038,748,000	244,740,935	240,971,942
6 PIVOVARNA LAŠKO	8,747,652	8,747,652	100.00%	6,332 SIT	55,393,893,954	241,924,631	238,199,008
7 SAVA	1,720,987	1,720,987	100.00%	27,872 SIT	47,967,573,392	209,491,275	206,265,124
8 INTEREUROPA	7,902,413	7,902,413	100.00%	5,500 SIT	43,463,271,500	189,819,403	186,896,198
9 ISTRABENZ	5,180,000	5,180,000	100.00%	7,902 SIT	40,931,842,000	178,763,760	176,010,810
10 LUKA KOPER	7,140,000	7,140,000	100.00%	4,760 SIT	33,983,187,000	148,416,538	146,130,934
11 PIVOVARNA UNION	451,114	451,114	100.00%	73,118 SIT	32,984,327,895	144,054,169	141,835,745
12 BANKA KOPER	531,359	531,359	100.00%	51,500 SIT	27,364,988,500	119,512,536	117,672,051
13 DROGA PORTOROŽ	282,768	282,768	100.00%	83,378 SIT	23,576,664,236	102,967,590	101,381,897
14 MERKUR	912,585	912,585	100.00%	24,228 SIT	22,109,662,213	96,560,676	95,073,649
15 KOLINSKA	3,166,992	3,169,525	99.92%	5,478 SIT	17,348,750,506	75,768,099	74,601,276
16 TERME ČATEŽ	674,971	674,971	100.00%	24,164 SIT	16,309,877,749	71,230,976	70,134,024
17 DELO	667,464	667,464	100.00%	22,800 SIT	15,218,179,200	66,463,145	65,439,617
18 SALUS series B	348,765	348,765	100.00%	36,738 SIT	12,812,970,422	55,958,751	55,096,990
19 SALUS - SERIJA B	134,980	134,980	100.00%	89,900 SIT	12,134,697,951	52,996,497	52,180,354
20 ETOL	274,576	274,576	100.00%	35,000 SIT	9,610,160,000	41,970,951	41,324,601
21 AERODROM	1,936,229	1,936,229	100.00%	3,790 SIT	7,338,598,344	32,050,242	31,556,670
22 RADENSKA	5,061,856	5,061,856	100.00%	1,382 SIT	6,993,308,394	30,542,239	30,071,891
23 TERME 3000	2,861,843	2,861,843	100.00%	2,300 SIT	6,582,238,900	28,746,954	28,304,253
24 KOMPAS MTS	3,526,714	3,526,714	100.00%	1,499 SIT	5,286,262,149	23,086,967	22,731,430
25 ŽIVILA KRANJ	319,997	319,997	100.00%	16,456 SIT	5,265,755,433	22,997,407	22,643,249
26 COMET	1,700,688	1,700,688	100.00%	3,011 SIT	5,120,346,396	22,362,355	22,017,976
27 MLINOTEST	2,389,177	2,389,177	100.00%	1,660 SIT	3,966,033,820	17,321,066	17,054,322
28 EMONA OBALA KOPER	1,741,456	1,741,456	100.00%	1,780 SIT	3,099,791,680	13,537,881	13,329,399
29 DELO PRODAJA	593,549	593,549	100.00%	5,000 SIT	2,967,745,000	12,961,187	12,761,586
30 GRADB.PODJETJE GROSUPLJE	199,411	199,411	100.00%	8,000 SIT	1,595,288,000	6,967,184	6,859,890
31 TEHNOUNION	84,005	84,005	100.00%	12,071 SIT	1,014,060,477	4,428,759	4,360,556
32 GEODETSKI ZAVOD SLOVENIJE	379,820	379,820	100.00%	2,250 SIT	854,595,000	3,732,317	3,674,840
33 KOLONIALE VELETRGOVINA	650,516	650,516	100.00%	1,282 SIT	834,026,564	3,642,488	3,586,393
34 NIKA	186,695	186,695	100.00%	774 SIT	144,501,930	631,091	621,372
Preferred shares	-	-	-	-	18,505,133,543	80,818,431	79,573,833
1 BANKA VIPA	17,500	17,500	100.00%	96,429 SIT	1,687,498,750	7,369,901	7,256,405
2 LEK	140,177	140,394	99.85%	102,853 SIT	14,417,634,793	62,966,885	61,997,200
3 PROBANKA	400,000	400,000	100.00%	6,000 SIT	2,400,000,000	10,481,645	10,320,228
TOTAL SHARES	-	-	-	-	1,052,028,069,278	4,594,576,838	4,523,820,674

EXCHANGE RATES	1 USD=	232.553 SIT as of 31 Oct 2002
	1 EUR=	228.9717 SIT as of 31 Oct 2002

MARKET CAPITALISATION OF SHARES - FREE MARKET AS OF 31 October 2002

	Issue	Number of shares traded	Number of issued shares	Share of traded shares	Price as of 31 Oct 2002	Market capitalisation as of 31 Oct 2002 (in SIT)	Market capitalisation as of 31 Oct 2002 (in EUR)	Market capitalisation as of 31 Oct 2002 (in USD)
	Common shares	-	-	-	-	216,628,956,200	946,094,894	931,525,098
1	CINKARNA	812,477	814,626	99.74%	25,000 SIT	20,311,925,000	88,709,325	87,343,208
2	HELIOS	219,861	219,861	100.00%	92,010 SIT	20,229,362,241	88,348,745	86,988,180
3	INFOND HOLDING	16,833,414	16,833,414	100.00%	728 SIT	12,247,992,026	53,491,292	52,667,530
4	JUTEKS	641,432	641,432	100.00%	19,054 SIT	12,221,954,371	53,377,576	52,555,565
5	BELINKA HOLDING	2,702,532	2,702,532	100.00%	3,300 SIT	8,918,355,600	38,949,598	38,349,777
6	LESNINA	76,495	76,495	100.00%	108,000 SIT	8,261,460,000	36,080,703	35,525,063
7	KD GROUP, finančna družba	186,436	186,436	100.00%	41,500 SIT	7,737,094,000	33,790,613	33,270,239
8	KD HOLDING	924,969	924,969	100.00%	7,002 SIT	6,476,632,938	28,285,735	27,850,137
9	DZS	1,429,368	1,686,384	84.76%	4,510 SIT	6,446,449,680	28,153,915	27,720,346
10	VALKARTON	852,097	852,156	99.99%	6,900 SIT	5,879,469,300	25,677,712	25,282,277
11	FRUCTAL	2,504,151	2,505,613	99.94%	2,211 SIT	5,537,454,148	24,184,011	23,811,579
12	GRAND HOTEL UNION	1,814,613	1,814,613	100.00%	2,439 SIT	4,426,385,491	19,331,583	19,033,878
13	CETIS	200,000	220,642	90.64%	21,833 SIT	4,366,666,000	19,070,767	18,777,079
14	NAMA	2,861,310	2,861,310	100.00%	1,400 SIT	4,005,834,000	17,494,887	17,225,467
15	TOSAMA	295,670	295,670	100.00%	13,301 SIT	3,932,810,155	17,175,966	16,911,457
16	HOTELI PALACE	2,346,102	2,346,102	100.00%	1,500 SIT	3,519,153,000	15,369,380	15,132,692
17	TUB SWATY	288,940	288,940	100.00%	12,000 SIT	3,467,280,000	15,142,832	14,909,634
18	MARINA PORTOROŽ	313,932	313,932	100.00%	10,700 SIT	3,359,072,400	14,670,251	14,444,331
19	JATA	119,602	119,602	100.00%	27,996 SIT	3,348,321,379	14,623,298	14,398,100
20	GORENJSKI TISK	960,176	1,070,328	89.71%	3,200 SIT	3,072,563,200	13,418,965	13,212,314
21	PINUS RAČE	148,203	148,203	100.00%	19,565 SIT	2,899,624,300	12,663,680	12,468,660
22	MITOL	770,509	770,509	100.00%	3,700 SIT	2,850,883,300	12,450,811	12,259,069
23	MEDALJON	1,734,000	1,734,000	100.00%	1,602 SIT	2,778,613,620	12,135,184	11,948,303
24	PLAMA - PUR	686,798	686,798	100.00%	4,000 SIT	2,747,192,000	11,997,954	11,813,187
25	LIV POSTOJNA	161,600	161,600	100.00%	16,000 SIT	2,585,600,000	11,292,225	11,118,326
26	SLOVENJUALES	273,604	273,604	100.00%	8,559 SIT	2,341,768,428	10,227,327	10,069,827
27	MESNA INDUSTRIJA PRIMORSKE	1,478,742	1,478,742	100.00%	1,506 SIT	2,226,985,452	9,726,029	9,576,249
28	JATA EMONA	3,197,534	3,197,534	100.00%	690 SIT	2,206,298,460	9,635,682	9,487,293
29	SATURNUS AVTOOPREMA	483,061	647,122	74.65%	4,500 SIT	2,173,774,500	9,493,638	9,347,437
30	COLOR	950,391	950,391	100.00%	2,201 SIT	2,091,810,591	9,135,673	8,994,984
31	KMETIJSKI KOMBINAT PTUJ	2,531,109	2,531,109	100.00%	790 SIT	1,999,474,866	8,732,410	8,597,932
32	MELAMIN	466,489	466,489	100.00%	3,946 SIT	1,840,905,541	8,039,882	7,916,069
33	SATURNUS EMBALAŽA	84,064	85,929	97.83%	21,000 SIT	1,765,344,000	7,709,879	7,591,147
34	LIP BLEĐ	2,155,899	2,155,899	100.00%	800 SIT	1,724,719,200	7,532,456	7,416,456
35	INTERTRADE ITA	69,531	69,531	100.00%	20,000 SIT	1,390,620,000	6,073,327	5,979,798
36	INTERTRADE ITS	1,260,000	1,260,000	100.00%	1,001 SIT	1,261,260,000	5,508,366	5,423,538
37	MEDVEŠEK PUŠNIK	80,000	80,000	100.00%	15,000 SIT	1,200,000,000	5,240,822	5,160,114
38	HIPOTEKARNA BANKA	300,000	300,000	100.00%	3,999 SIT	1,199,700,000	5,239,512	5,158,824
39	JAVOR PIVKA	1,194,700	1,194,700	100.00%	1,000 SIT	1,194,700,000	5,217,675	5,137,324
40	KSI - NALOŽBE	592,970	592,970	100.00%	1,941 SIT	1,150,788,738	5,025,899	4,948,501
41	KRUH-PECIVO	654,040	654,040	100.00%	1,749 SIT	1,143,915,960	4,995,884	4,918,947
42	POM-INVEST	2,241,983	2,241,983	100.00%	507 SIT	1,137,716,693	4,968,809	4,892,290
43	JADRAN	226,334	226,334	100.00%	5,000 SIT	1,131,670,000	4,942,401	4,866,289
44	GEA TOVARNA OLJA	660,348	846,600	78.00%	1,699 SIT	1,121,667,113	4,898,715	4,823,275
45	TOPLICE DOBRNA	682,010	692,542	98.48%	1,600 SIT	1,091,284,201	4,766,022	4,692,626
46	KEMA PUCONCI	217,346	217,346	100.00%	4,800 SIT	1,043,260,800	4,556,287	4,486,121
47	TEKSTINA	1,127,293	1,503,057	75.00%	900 SIT	1,014,563,700	4,430,957	4,362,720
48	TOVARNA SLADKORJA ORMOŽ	497,163	497,163	100.00%	1,860 SIT	924,772,896	4,038,809	3,976,611
49	KOMPAS HOTELI KG	162,700	162,700	100.00%	5,311 SIT	864,099,700	3,773,828	3,715,711
50	MERCATA 1 HOLDING	258,586	258,586	100.00%	3,151 SIT	814,680,365	3,557,996	3,503,203
51	GORIŠKE OPEKARNE	392,725	523,634	75.00%	2,000 SIT	785,450,000	3,430,337	3,377,510
52	GOZDNO GOSPODARSTVO BLEĐ	489,520	611,900	80.00%	1,600 SIT	783,232,000	3,420,650	3,367,972
53	GOZDNO GOSPODARSTVO POSTOJNA	686,273	686,273	100.00%	1,071 SIT	734,792,501	3,209,097	3,159,678
54	FINIRA	2,179,206	2,179,206	100.00%	337 SIT	733,782,244	3,204,685	3,155,333
55	DANA	356,128	404,231	88.10%	2,050 SIT	730,108,697	3,188,642	3,139,537
56	NIKO ŽELEZNIKI	35,875	35,875	100.00%	20,237 SIT	725,996,635	3,170,683	3,121,855
57	ALPETOUR POTOVALNA AGENCIJA	263,042	263,042	100.00%	2,600 SIT	683,909,200	2,986,872	2,940,875
58	AVTO CELJE	418,077	418,077	100.00%	1,600 SIT	668,923,200	2,921,423	2,876,433
59	OLJARICA	70,404	70,404	100.00%	8,990 SIT	632,931,960	2,764,237	2,721,668
60	HIDROTEHNIK	384,472	384,472	100.00%	1,534 SIT	589,607,036	2,575,021	2,535,366
61	CAPITA	582,021	582,021	100.00%	1,000 SIT	582,021,000	2,541,891	2,502,746

Issue	Number of shares traded	Number of issued shares	Share of traded shares	Price as of 31 Oct 2002	Market capitalisation as of 31 Oct 2002 (in SIT)	Market capitalisation as of 31 Oct 2002 (in EUR)	Market capitalisation as of 31 Oct 2002 (in USD)
62 IMP KLIMAT	353,900	353,900	100.00%	1,612 SIT	570,486,800	2,491,517	2,453,147
63 MURALES	322,045	322,045	100.00%	1,700 SIT	547,476,500	2,391,023	2,354,201
64 KOŠAKI TMI MARIBOR	43,236	43,236	100.00%	12,500 SIT	540,451,729	2,360,343	2,323,994
65 KRONA HOLDING	1,287,121	1,287,121	100.00%	401 SIT	516,032,551	2,253,696	2,218,989
66 RTC KRVAVEC IMENSKE	205,734	205,734	100.00%	2,500 SIT	514,314,427	2,246,192	2,211,601
67 ELMO	708,000	708,000	100.00%	700 SIT	495,600,000	2,164,460	2,131,127
68 PPS - PEKARNE PTUJ	11,750	11,750	100.00%	41,000 SIT	481,750,000	2,103,972	2,071,571
69 SVILANIT	408,487	410,407	99.53%	1,100 SIT	449,335,700	1,962,407	1,932,186
70 LESNINA EMMI	684,037	714,827	95.69%	656 SIT	448,796,676	1,960,053	1,929,868
71 INTARA	101,000	101,000	100.00%	4,375 SIT	441,875,000	1,929,824	1,900,104
72 INLES RIBNICA	609,005	555,525	109.63%	700 SIT	426,303,500	1,861,817	1,833,146
73 KSA NALOŽBE	209,673	209,673	100.00%	1,926 SIT	403,830,198	1,763,669	1,736,508
74 AGROKOMBINAT MARIBOR	403,808	499,291	80.88%	960 SIT	387,655,680	1,693,029	1,666,956
75 PULSAR HOLDING	939,319	939,319	100.00%	408 SIT	382,772,493	1,671,702	1,645,958
76 KLASJE	835,600	835,600	100.00%	450 SIT	376,020,000	1,642,212	1,616,922
77 UNITAS	145,115	173,377	83.70%	2,300 SIT	333,764,500	1,457,667	1,435,219
78 IMP ČRPALKE	333,034	333,034	100.00%	906 SIT	301,882,000	1,318,425	1,298,121
79 GRAD PRESTRANEK	43,235	43,235	100.00%	6,875 SIT	297,231,978	1,298,117	1,278,126
80 EGOLES ŠKOFJA LOKA	258,300	258,300	100.00%	1,120 SIT	289,296,000	1,263,457	1,244,000
81 INTEGRAL JESENICE	243,784	256,556	95.02%	1,104 SIT	269,137,536	1,175,418	1,157,317
82 LIZ INŽENIRING	188,677	235,846	80.00%	1,350 SIT	254,751,685	1,112,590	1,095,456
83 TUS KO-SI	229,456	229,456	100.00%	1,100 SIT	252,401,600	1,102,327	1,085,351
84 SIVENT	719,712	719,712	100.00%	350 SIT	251,625,709	1,098,938	1,082,014
85 ŽELEZARNA RAVNE - MONTER DRAVOGRAD	275,835	444,100	62.11%	765 SIT	211,013,775	921,571	907,379
86 INTES	549,982	549,982	100.00%	365 SIT	200,798,428	876,957	863,452
87 ZDRAVILIŠČE ROGAŠKA	891,864	961,898	92.72%	219 SIT	195,318,216	853,023	839,887
88 DRAVINJSKI DOM	216,560	216,560	100.00%	900 SIT	194,904,000	851,214	838,106
89 CREINA	48,594	48,594	100.00%	4,000 SIT	194,380,859	848,930	835,856
90 GEA COLLEGE	147,885	147,885	100.00%	1,200 SIT	177,447,212	774,974	763,040
91 MK TISKARNA	103,954	103,954	100.00%	1,500 SIT	155,931,000	681,006	670,518
92 UPIMO GROUP	215,000	215,000	100.00%	655 SIT	140,825,000	615,032	605,561
93 GRADIS GP	304,750	304,750	100.00%	401 SIT	122,204,750	533,711	525,492
94 SAVINJA MOZIRJE	105,780	105,780	100.00%	1,111 SIT	117,521,580	513,258	505,354
95 AVTOPREVOZNIŠTVO IN SERVISI	308,696	308,696	100.00%	350 SIT	107,981,861	471,595	464,332
96 SVILA	1,263,478	1,263,478	100.00%	60 SIT	75,758,141	330,862	325,767
97 MLAJ	67,062	93,000	72.11%	800 SIT	53,649,600	234,307	230,698
98 SIJAJ HRASTNIK	26,880	26,880	100.00%	1,929 SIT	51,860,390	226,493	223,005
99 RAZVOJNA DRUŽBA	21,948	21,948	100.00%	1,205 SIT	26,447,340	115,505	113,726
100 ZASAVSKI RAČUNSKI CENTER	43,466	70,700	61.48%	300 SIT	13,044,147	56,968	56,091
101 JELEN	50,849	67,798	75.00%	255 SIT	12,966,495	56,629	55,757
102 DADAS	31,320	31,320	100.00%	301 SIT	9,427,320	41,172	40,538
Preferred shares	-	-	-	-	1,930,301,664	8,430,307	8,300,481
1 KD HOLDING	266,413	266,413	100.00%	6,000 SIT	1,598,478,000	6,981,116	6,873,607
2 HIPOTEKARNA BANKA	79,500	79,500	100.00%	4,000 SIT	318,000,000	1,388,818	1,367,430
3 ZDRAVILIŠČE ROGAŠKA	27,818	30,000	92.73%	450 SIT	12,523,664	54,695	53,853
4 PRIMOFIN	10,000	10,000	100.00%	130 SIT	1,300,000	5,678	5,590
TOTAL SHARES					218,559,257,864	954,525,201	939,825,579

EXCHANGE RATES	1 USD=	232.5530 SIT as of 31 Oct 2002
	1 EUR=	228.9717 SIT as of 31 Oct 2002

D2) MARKET CAPITALISATION OF BONDS - OFFICIAL MARKET AS OF 31 OCTOBER 2002

Issue	Number of issued bonds	Price as of 31 Oct 2002	Principal amt. as of 31 Oct 2001	Currency of denomination	Market capitalisation as of 31 Oct 2002 (in SIT)	Market capitalisation as of 31 Oct 2002 (in EUR)	Market capitalisation as of 31 Oct 2002 (in USD)
1 REPUBLIKA SLOVENIJA 10 th issue	5,218,961	103.00	7,441.67	SIT	40,002,919,070	174,706,827	172,016,354
2 REPUBLIKA SLOVENIJA 33 rd issue	248,716	134.00	511.29	EUR	39,017,337,488	170,402,445	167,778,259
3 REPUBLIKA SLOVENIJA 4 th issue	267,656	102.50	380.00	EUR	23,870,760,416	104,252,012	102,646,538
4 REPUBLIKA SLOVENIJA 39 th issue	1,000,000	102.52	100.00	EUR	23,474,178,684	102,520,000	100,941,199
5 REPUBLIKA SLOVENIJA 27 th issue	1,700,000	110.00	10,000.00	SIT	18,700,000,000	81,669,481	80,411,777
6 REPUBLIKA SLOVENIJA 37 th issue	1,700,000	103.81	10,000.00	SIT	17,647,700,000	77,073,717	75,886,787
7 REPUBLIKA SLOVENIJA 34 th issue	1,691,000	104.00	10,000.00	SIT	17,586,400,000	76,805,998	75,623,191
8 REPUBLIKA SLOVENIJA 40 th issue	1,500,000	103.75	10,000.00	SIT	15,562,500,000	67,966,915	66,920,229
9 REPUBLIKA SLOVENIJA 35 th issue	1,400,000	104.00	10,000.00	SIT	14,560,000,000	63,588,644	62,609,384
10 REPUBLIKA SLOVENIJA 29 th issue	550,000	101.51	100.00	EUR	12,783,604,497	55,830,500	54,970,714
11 REPUBLIKA SLOVENIJA 13 th issue	106,701	100.50	511.29	EUR	12,554,044,354	54,827,930	53,983,584
12 REPUBLIKA SLOVENIJA 41 st issue	1,200,000	103.50	10,000.00	SIT	12,420,000,000	54,242,511	53,407,180
13 REPUBLIKA SLOVENIJA 43 rd issue	936,318	100.90	10,000.00	SIT	12,108,000,000	52,879,897	52,065,551
14 REPUBLIKA SLOVENIJA 42 nd issue	1,200,000	100.00	10,000.00	SIT	12,000,000,000	52,408,223	51,601,140
15 REPUBLIKA SLOVENIJA 36 th issue	1,200,000	99.85	10,000.00	SIT	11,982,000,000	52,329,611	51,523,739
16 REPUBLIKA SLOVENIJA 18 th issue	500,000	103.00	100.00	EUR	11,792,042,550	51,500,000	50,706,904
17 REPUBLIKA SLOVENIJA 26 th issue	500,000	102.00	100.00	EUR	11,677,556,700	51,000,000	50,214,604
18 REPUBLIKA SLOVENIJA 24 th issue	1,100,000	101.55	10,000.00	SIT	11,170,500,000	48,785,505	48,034,212
19 REPUBLIKA SLOVENIJA 29 th issue	1,050,000	101.92	10,000.00	SIT	10,701,600,000	46,737,654	46,017,897
20 REPUBLIKA SLOVENIJA 23 rd issue	400,000	104.00	100.00	EUR	9,525,222,720	41,600,000	40,959,363
21 REPUBLIKA SLOVENIJA 17 th issue	900,000	102.01	10,000.00	SIT	9,180,900,000	40,096,221	39,478,742
22 REPUBLIKA SLOVENIJA 15 th issue, I series	89,813	100.00	100,000.00	SIT	8,981,300,000	39,224,498	38,620,444
23 REPUBLIKA SLOVENIJA 22 nd issue	800,000	103.00	10,000.00	SIT	8,240,000,000	35,986,980	35,432,783
24 REPUBLIKA SLOVENIJA 25 th issue	800,000	102.01	10,000.00	SIT	8,160,800,000	35,641,086	35,092,216
25 REPUBLIKA SLOVENIJA 14 th issue	630,400	100.60	10,000.00	SIT	6,341,824,000	27,696,977	27,270,446
26 REPUBLIKA SLOVENIJA 19 th issue	600,000	101.50	10,000.00	SIT	6,090,000,000	26,597,173	26,187,579
27 REPUBLIKA SLOVENIJA 20 th issue	600,000	101.50	10,000.00	SIT	6,090,000,000	26,597,173	26,187,579
28 REPUBLIKA SLOVENIJA 16 th issue	600,000	100.00	10,000.00	SIT	6,000,000,000	26,204,112	25,800,570
29 SLOVENSKA RAZVOJNA DRUŽBA	50,000	99.07	511.29	EUR	5,799,109,037	25,326,750	24,936,720
30 REPUBLIKA SLOVENIJA 32 nd issue	238,655	102.25	100.00	EUR	5,587,475,899	24,402,474	24,026,677
31 REPUBLIKA SLOVENIJA 15 th issue, H series	47,902	104.20	100,000.00	SIT	4,991,388,400	21,799,150	21,463,444
32 NLB 2 nd issue, A series	40,000	103.00	100,000.00	SIT	4,120,000,000	17,993,490	17,716,392
33 SKB OBVEZNICE 4 th issue, A series	38,182	101.57	100,000.00	SIT	3,878,145,740	16,937,227	16,676,395
34 BTC HIPOTEKARNE	340,000	112.52	40.17	EUR	3,518,781,345	15,367,757	15,131,094
35 REPUBLIKA SLOVENIJA 31 st issue	294,768	107.01	10,000.00	SIT	3,154,312,368	13,775,992	13,563,843
36 NLB 3 rd issue	12,000	100.00	1,000.00	EUR	2,747,660,400	12,000,000	11,815,201
37 ABANKA 5 th issue	100,000	102.00	100.00	EUR	2,335,511,340	10,200,000	10,042,921
38 BANKA CELJE 5 th issue	100,000	101.80	100.00	EUR	2,330,931,906	10,180,000	10,023,229
39 ABANKA 4 th issue	100,000	101.01	100.00	EUR	2,312,843,142	10,101,000	9,945,445
40 BANKA CELJE 3 rd issue	100,000	100.50	100.00	EUR	2,301,165,585	10,050,000	9,895,231
41 BANKA CELJE 6 th issue, A series	100,000	100.40	100.00	EUR	2,298,875,868	10,040,000	9,885,385
42 NFD INVESTICIJSKO SVETOVANJE	16,000	101.50	135,740.00	SIT	2,204,417,600	9,627,467	9,479,205
43 HOTELI BERNARDIN	20,000	102.70	464.08	EUR	2,182,604,771	9,532,203	9,385,408
44 NOVA KBM 3 rd issue, A series	20,000	107.00	100,000.00	SIT	2,140,000,000	9,346,133	9,202,203
45 NOVA KBM 2 nd issue	18,000	101.50	500.00	EUR	2,091,656,480	9,135,000	8,994,322
46 SL. ZADR. KMET. BANKA 3 rd issue	200,000	103.90	10,000.00	SIT	2,078,000,000	9,075,357	8,935,597
47 NOVA KBM 3 rd issue, B series	18,000	100.00	500.00	EUR	2,060,745,300	9,000,000	8,861,401
48 STANOVANJSKI SKLAD 2 nd issue	20,000	105.01	92,557.17	SIT	1,943,885,684	8,489,633	8,358,893
49 BANKA CELJE 4 th issue	100,000	100.80	90.16	EUR	1,846,889,396	8,066,016	7,941,800
50 NOVA KBM 1 st issue	15,000	101.00	511.29	EUR	1,773,624,748	7,746,044	7,626,755
51 ABANKA 3 rd issue	70,000	99.00	100.00	EUR	1,586,773,881	6,930,000	6,823,278
52 REPUBLIKA SLOVENIJA 8 th issue	965,330	98.10	6.32	EUR	1,370,388,475	5,984,969	5,892,801
53 SKB OBVEZNICE 4 th issue, B series	11,818	97.30	500.00	EUR	1,316,462,943	5,749,457	5,660,916
54 NLB 2 nd issue, B series	10,000	100.00	500.00	EUR	1,144,858,500	5,000,000	4,923,000
55 BANKA ZASAVJE 2 nd issue	18,000	98.31	255.65	EUR	1,035,852,234	4,523,931	4,454,263
56 BANKA CELJE 6 th issue, B series	10,000	100.00	100,000.00	SIT	1,000,000,000	4,367,352	4,300,095
57 SKB OBVEZNICE 3 rd issue	35,000	101.00	102.26	EUR	827,707,738	3,614,891	3,559,222
58 PROBANKA 2 nd issue	60,000	102.00	51.13	EUR	716,488,169	3,129,156	3,080,967
59 STANOVANJSKI SKLAD RS 1 st issue	70,965	97.00	34.26	EUR	539,989,243	2,358,323	2,322,005
60 BANKA VIPA 7 th issue	10,000	101.30	200.00	EUR	463,896,664	2,026,000	1,994,800
61 BANKA VIPA 6 th issue	10,000	100.00	175.00	EUR	400,700,475	1,750,000	1,723,050
62 BANKA VIPA 5 th issue	10,000	100.00	150.00	EUR	343,457,550	1,500,000	1,476,900
63 BANKA VIPA 4 th issue	8,000	102.00	159.80	EUR	298,571,770	1,303,968	1,283,887
64 BANKA VIPA 3 rd issue	10,000	101.30	127.84	EUR	296,522,748	1,295,019	1,275,076
65 SL.ZADR.KMET.BANKA	10,000	104.40	117.40	EUR	280,640,538	1,225,656	1,206,781
66 BANKA VIPA 2 nd issue	8,000	105.00	95.88	EUR	153,676,646	671,160	660,824
67 PROBANKA 1 st issue	80,000	102.10	1,519.21	SIT	124,089,073	541,941	533,595
TOTAL					473,819,292,133	2,069,335,608	2,037,467,984

EXCHANGE RATES	1 USD=	232.5530/SIT as of 31 Oct 2002
	1 EUR=	228.9717/SIT as of 31 Oct 2002

MARKET CAPITALISATION OF BONDS - FREE MARKET AS OF 31 OCTOBER 2002

Issue	Number of issued bonds	Price as of 31 Oct 2002	Principal amt. as of 31 Oct 2001	Currency of denomination	Market capitalisation as of 31 Oct 2002 (in SIT)	Market capitalisation as of 31 Oct 2002 (in EUR)	Market capitalisation as of 31 Oct 2002 (in USD)
1 AUTOCOMMERCE 1 st issue	22,300	106.20	424.40	EUR	2,301,370,615	10,050,895	9,896,112
2 BANKA KOPER 3 rd issue	10,000	100.00	500.00	EUR	1,144,858,500	5,000,000	4,923,000
3 BANKA KOPER 4 th issue	20,000	100.00	100,000.00	SIT	2,000,000,000	8,734,704	8,600,190
4 BORZNA DRUŽBA POTEZA 2 nd issue	15,000	100.10	81.45	EUR	213,809,847	933,783	919,403
5 KD INVESTMENTS 1 st issue	80,000	102.50	51.13	EUR	960,000,488	4,192,660	4,128,093
6 NAMA 1 st issue	953,795	101.10	1,000.00	SIT	964,286,745	4,211,380	4,146,525
7 PROBANKA 4 th issue	50,000	99.80	100.00	EUR	1,142,568,783	4,990,000	4,913,154
8 PROBANKA 5 th issue	78,500	100.00	100.00	EUR	1,797,427,845	7,850,000	7,729,111
9 SI.MOBIL 1 st issue	5,000	100.00	299.19	EUR	342,530,215	1,495,950	1,472,912
10 SIP STROJNA INDUSTRIJA 1 st issue, A series	32,500	100.00	102.26	EUR	760,975,996	3,323,450	3,272,269
11 SIP STROJNA INDUSTRIJA 1 st issue, B series	17,250	100.00	102.26	EUR	403,902,644	1,763,985	1,736,820
12 SLOV. ODŠKODNINSKA DRUŽBA 2 nd issue	10,500,000	95.09	51.13	EUR	116,891,181,337	510,504,929	502,643,188
13 STANOVANJSKI SKLAD 3 rd issue	20,000	102.67	96,017.25	SIT	1,971,618,212	8,610,751	8,478,146
14 UBK KONVERTIBILNE	80	98.00	17,179.82	EUR	235,562,154	1,028,783	1,012,940
15 VIPA	4,000	102.00	63.92	EUR	44,785,765	195,595	192,583
TOTAL					131,174,879,146	572,886,864	564,064,446

EXCHANGE RATES			
	1 USD=	232.5530	SIT as of 31 Oct 2002
	1 EUR=	228.9717	SIT as of 31 Oct 2002

D3) MARKET CAPITALISATION OF INVESTMENT FUNDS AS OF 31 OCTOBER 2002

MARKET CAPITALISATION OF CLOSED-END FUNDS

	Closed-end funds	Number of shares traded	Price as of 31 Oct 2002	Market capitalisation as of 31 Oct 2002 (in SIT)	Market capitalisation as of 31 Oct 2002 (in EUR)	Market capitalisation as of 31 Oct 2002 (in USD)
1	NFD 1	160,580,300	210.42 SIT	33,789,306,726	147,569,795	145,297,230
2	TRIGLAV STEBER 1	147,487,470	227.48 SIT	33,550,449,676	146,526,622	144,270,122
3	INFOND ID	8,132,314	1,870.39 SIT	15,210,598,782	66,430,038	65,407,020
4	ID KD	92,046,145	149.91 SIT	13,798,637,597	60,263,507	59,335,453
	TOTAL			96,348,992,781	420,789,961	414,309,825

MARKET CAPITALISATION OF AUTHORISED CLOSED-END FUNDS

	Authorised closed-end Funds	Number of shares traded	Price as of 31 Oct 2002	Market capitalisation as of 31 Oct 2002 (in SIT)	Market capitalisation as of 31 Oct 2002 (in EUR)	Market capitalisation as of 31 Oct 2002 (in USD)
1	MAKSIMA 1	216,646,243	86.79 SIT	18,802,727,430	82,118,128	80,853,515
2	ZVON ENA	137,974,360	136.16 SIT	18,786,588,858	82,047,645	80,784,117
3	ZLATA MONETA 1	68,297,800	189.10 SIT	12,915,113,980	56,404,848	55,536,217
4	NFD 2	291,379,659	43.15 SIT	12,573,032,286	54,910,857	54,065,234
5	ATENA PID	135,915,888	71.77 SIT	9,754,683,282	42,602,135	41,946,065
6	TRIGLAV STEBER II	195,412,551	45.07 SIT	8,807,243,674	38,464,333	37,871,985
7	PID VIPA INVEST	104,268,115	82.00 SIT	8,549,985,430	37,340,796	36,765,750
8	POMURSKA INV.DRUŽBA 1	35,923,940	221.55 SIT	7,958,948,907	34,759,531	34,224,237
9	KRONA SENIOR	73,170,428	88.41 SIT	6,468,997,539	28,252,389	27,817,304
10	MODRA LINIJA	52,986,743	112.34 SIT	5,952,530,709	25,996,797	25,596,448
11	ZVON DVA	141,224,712	37.92 SIT	5,355,241,079	23,388,223	23,028,046
12	ARKADA ENA	66,406,092	55.83 SIT	3,707,452,116	16,191,748	15,942,396
13	INFOND PID	87,641,964	39.90 SIT	3,496,914,364	15,272,256	15,037,064
14	PID KD	95,913,558	31.47 SIT	3,018,399,670	13,182,414	12,979,405
15	VIZIJA DPB	44,074,632	65.00 SIT	2,864,851,080	12,511,813	12,319,132
16	ZLATA MONETA II	82,333,757	33.93 SIT	2,793,584,375	12,200,566	12,012,678
17	KS-sklad 2	44,293,242	41.75 SIT	1,849,242,854	8,076,294	7,951,920
18	NIKA	32,574,698	39.21 SIT	1,277,253,909	5,578,217	5,492,313
19	MERCATA	28,923,982	43.00 SIT	1,243,731,226	5,431,812	5,348,162
20	PID AKTIVA AVANT I	29,520,040	34.03 SIT	1,004,566,961	4,387,297	4,319,733
21	NIKA 1	30,911,102	31.36 SIT	969,372,159	4,233,589	4,168,392
22	KS - SKLAD 4	26,381,090	36.20 SIT	954,995,458	4,170,801	4,106,571
23	MERCATA 1	26,821,153	32.60 SIT	874,369,588	3,818,680	3,759,872
24	POBLAŠČENA POMURSKA INV. DRUŽBA	22,967,400	27.86 SIT	639,871,764	2,794,545	2,751,509
25	TRDNJAVA	25,932,762	24.30 SIT	630,166,117	2,752,157	2,709,774
26	TRGATEV	17,585,800	30.10 SIT	529,332,580	2,311,782	2,276,180
27	SETEV	15,405,373	32.00 SIT	492,971,936	2,152,982	2,119,826
28	NIKA 2	12,555,868	29.20 SIT	366,631,346	1,601,208	1,576,550
29	PLOD	10,478,017	30.10 SIT	315,388,312	1,377,412	1,356,200
30	TRDNJAVA I	8,917,902	25.00 SIT	222,947,550	973,690	958,696
31	CAPINVEST 2	5,876,900	32.30 SIT	189,823,870	829,028	816,261
	TOTAL			143,366,960,406	626,133,974	616,491,554

D4) MARKET CAPITALISATION OF PENSION COUPONS AS OF 31 OCTOBER 2002

Number of coupons traded	Price as of 31 Oct 2002	Market capitalisation (in SIT)	Market capitalisation (in EUR)	Market capitalisation (in USD)
103,031,476	49.10	5,058,845,472	22,093,759	21,753,516

EXCHANGE RATES	1 USD=	232.5530 SIT as of 31 Oct 2002
	1 EUR=	228.9717 SIT as of 31 Oct 2002

E) OTHER

E1) INDICATORS AS OF 31 OCTOBER 2002 (shares - official market)

SECTOR	Price as of 30 Sept 2002	Total net profit (loss) in 000 SIT in year 2001	Earning per share as of 31 Dec 2001	P / E ⁽¹⁾	Dividend for year 2001	Dividend yield	Book value as of 31 Dec 2001	Market book ratio	Turnover ratio ⁽²⁾
BANKS									
Banka Koper	50,000	2,422,842	4,665.94 SIT	10.72	2,000 SIT	4.00%	44,262.39 SIT	1.13	0.35
Banka Vipava	96,429	360,065	1,597.94 SIT	⁽⁴⁾	1,600 SIT	1.66%	96,445 SIT	⁽⁴⁾	0.95
Probanka Maribor	5,600	428,319	241.97 SIT	⁽⁴⁾	277 SIT	4.95%	5,677 SIT	⁽⁴⁾	0.46
CHEMICALS									
Etol Celje	33,500	556,033	2,235.12 SIT	14.99	1,000 SIT	2.99%	39,150.00 SIT	0.86	0.84
Sava Kranj	26,578	1,158,965	684.67 SIT	38.82	530 SIT	1.99%	29,850.18 SIT	0.89	0.15
CONSTRUCTION									
Gradbeno podjetje Grosuplje	6,270	51,431	51,431.00 SIT	0.12	0	0.00%	23,373.00 SIT	0.27	0.36
FOOD AND BEVERAGES									
Droga Portorož	81,871	1,160,752	4,118.16 SIT	19.88	1,755 SIT	2.14%	51,208.99 SIT	1.60	0.19
Kolinska Ljubljana	5,600	1,018,202	322.32 SIT	17.37	110 SIT	1.96%	4,863.38 SIT	1.15	0.24
Mlinotest Ajdovščina	1,650	273,871	114.93 SIT	14.36	42 SIT	2.55%	2,044.75 SIT	0.81	0.09
Pivovarna Laško	6,104	1,434,506	224.18 SIT	27.23	- SIT	0.00%	4,710.00 SIT	1.30	0.46
Pivovarna Union	89,385	1,220,540	2,751.96 SIT	32.48	600 SIT	0.67%	43,263.00 SIT	2.07	0.77
Radenska Radenci	1,416	779,110	155.43 SIT	9.11	0	0.00%	3,637.93 SIT	0.39	0.06
Žito Ljubljana	31,469	(1,957,513)	(5,653.30 SIT)	⁽⁴⁾	545 SIT	1.73%	39,676.00 SIT	0.79	0.35
HEALTH RESORTS									
Terme Čatež	22,106	268,493	633.88 SIT	34.87	350	1.58%	30,291.66 SIT	0.73	0.11
Terme 3000	2,300	325,208	113.64 SIT	20.24	0	0.00%	2,883.00 SIT	0.80	0.43
HOUSEHOLD APPLIANCES									
Gorenje	4,484	3,241,974	265.74 SIT	16.87	80	1.78%	3,926.37 SIT	1.14	0.36
NON-METALS									
Comet Zreče	2,750	384,156	229.02 SIT	12.01	0	0.00%	2,875.77 SIT	0.96	0.19
OIL AND GAS									
Istrabenz Koper	7,840	3,915,094	756.28 SIT	10.37	130	1.66%	4,913.00 SIT	1.60	0.11
Petrol Ljubljana	39,174	4,237,066	2,061.87 SIT	19.00	600	1.53%	30,699.00 SIT	1.28	0.33
OTHER FINANCIAL INTERMEDIATION									
Nika Brežice	773	31,690	95.07 SIT	8.13	0	0.00%	2,726.62 SIT	0.28	0.19
PHARMACEUTICALS									
Krka Novo mesto	43,090	8,519,905	2,522.23 SIT	17.08	950	2.20%	21,983.00 SIT	1.96	0.32
Lek Ljubljana	90,145	8,168,669	4,399.51 SIT	20.49	1200	1.33%	33,493.00 SIT	2.69	0.33
PUBLISHING									
Delo Ljubljana	22,434	957,353	1,434.31 SIT	15.64	0	0.00%	7,275.60 SIT	3.08	0.20
TRANSPORT									
Aerodrom Ljubljana ⁽⁵⁾	37,529	943,107	248.41 SIT	151.08	176 SIT	0.47%	4,149.76 SIT	9.04	0.11
Intereuropa Koper	5,397	3,942,594	546.77 SIT	9.87	200 SIT	3.71%	3,803.10 SIT	1.42	0.20
Luka Koper ⁽⁵⁾	4,493	3,638,519	259.89 SIT	17.29	190 SIT	4.23%	3,762.00 SIT	1.19	0.18
TRADE									
Delo Prodaja	5,610	347,221	593.57 SIT	9.45	250 SIT	4.46%	5,029.58 SIT	1.12	0.62
Emona obala Koper ⁽³⁾	1,983	105,026	66.79 SIT	29.69	- SIT	0.00%	6,512.63 SIT	0.30	0.34
Koloniale Maribor	1,282	(287,832)	(442.47 SIT)	⁽⁴⁾	- SIT	0.00%	3,548.46 SIT	0.36	0.20
Kompas MTS	1,393	1,384,442	392.56 SIT	3.55	300 SIT	21.54%	4,121.48 SIT	0.34	0.33
Mercator Ljubljana	24,944	5,251,044	1,636.60 SIT	15.24	400 SIT	1.60%	23,558.00 SIT	1.06	0.23
Salus Ljubljana	85,500	1,053,313	7,968.23 SIT	10.73	3,000 SIT	3.51%	45,739.00 SIT	1.87	0.09
Merkur Kranj	23,536	1,614,882	1,800.03 SIT	13.08	600 SIT	2.55%	29,501.59 SIT	0.80	0.11
Tehnounion Ljubljana	11,963	(252,941)	(3,056.32 SIT)	⁽⁴⁾	- SIT	0.00%	50,040.81 SIT	0.24	0.41
Živila Kranj	16,590	475,534	1,650.13 SIT	10.05	- SIT	0.00%	34,453.00 SIT	0.48	0.46

Calculated on the basis of nonconsolidated financial statement for 2001. Statements are consolidated for the following issues: Droga, Emona obala Koper, Gorenje, Istrabenz, Krka, Lek, Mercator, Merkur, Petrol, Radenska, Sava, Tehnounion, Živila and Žito. An average number of shares traded in year 2001 has been used for the calculations.

⁽¹⁾ P / E = PRICE / EARNING PER SHARE

⁽²⁾ Yearly turnover / average capitalisation as of 31 October 2002, 30 April 2002 and 31 October 2001.

⁽³⁾ Shares of daughter company are excluded.

⁽⁴⁾ Not applicable.

⁽⁵⁾ Calculation of P/E for Aerodrom and Luka Koper includes common and preferred shares.

E2) RECORD VALUES

RECORD DAILY TURNOVER IN YEAR 2002

16 July 2002

	Value (in SIT)	Number of bargains	Volume in pieces
Order book trades	367,385,636	1,000	935,109
Cross trades	175,456,653	204	183,073
Block trades	10,931,020,872	13	210,232
Total	11,473,863,161	1,217	1,328,414

MAX AND MIN VALUE OF TURNOVER AND INDICES

	In year 2002		In years 1989-2001	
Monthly turnover (in SITm)	52,608	October	53,123	December 2000
Daily turnover (in SITm)	11,474	16 Jul 2002	10,058	12 July 2001
Number of bargains per day	3,354	24 Sept 2002	5,900	8 July 1999
Value of block trade (in SITm)	3,664	16 Jul 2002	8,128	23 Nov 2001
Max value of SBI 20 index	3,472.06	24 Oct 2002	2,159.35	19 Dec 2001
Min value of SBI 20 index	2,140.80	3 Jan 2002	891.93	10 Sep 1996
Max value of SBI 20NT index	3,261.78	24 Oct 2002	2,096.75	27 Dec 2001
Min value of SBI 20NT index	2,082.58	3 Jan 2002	1,437.30	1 July 1998
Max value of IPT index	2,495.38	30 Oct 2002	1,806.98	30 Dec 1999
Min value of IPT index	1,753.43	8 Jan 2002	1,318.83	1 July 1998
Max value of PIX index	2,722.75	24 Oct 2002	1,633.77	19 Oct 1999
Min value of PIX index	1,551.00	3 Jan 2002	965.15	29 Apr 1999
Max value of FOOD AND BEVERAGES index	2,923.86	25 Oct 2002	2,175.17	28 Dec 2001
Min value of FOOD AND BEVERAGES index	2,049.04	28 Feb 2002	1,551.34	3 Apr 2000
Max value of PHARMACEUTICALS index	4,154.12	24 Oct 2002	2,623.07	11 Aug 1998
Min value of PHARMACEUTICALS index	2,076.41	18 Jan 2002	1,505.49	23 Apr 2001
Max value of CHEMICALS index	3,176.05	25 Oct 2002	2,176.97	6 Aug 1998
Min value of CHEMICALS index	1,896.00	3 Jan 2002	1,476.44	1 July 1998
Max value of OIL AND GAS index	4,513.03	24 Oct 2002	2,633.44	17 Dec 2001
Min value of OIL AND GAS index	2,554.39	3 Jan 2002	1,591.73	27 June 2000
Max value of TRANSPORT index	2,776.51	22 Oct 2002	2,070.25	7 Dec 2001
Min value of TRANSPORT index	2,032.64	3 Jan 2002	1,132.46	1 July 1998
Max value of TRADE index	2,517.55	12 Sept 2002	2,195.82	31 Jan 2000
Min value of TRADE index	1,790.84	3 Jan 2002	1,172.80	1 July 1998
Max value of BIO index	109.73	23 Oct 2002	113.52	14 Dec 1995
Min value of BIO index	107.17	12 Mar 2002	100.46	5 July 1995

E3) NEW LISTED SECURITIES AND CHANGES IN YEAR 2002

NEW LISTED LONG - TERM SECURITIES ON LJUBLJANA STOCK EXCHANGE IN YEAR 2002

OFFICIAL MARKET

BONDS

Issuer	Trading code	Nomin. value of issue	Issue	Listing date	First trading day
Republika Slovenija	RS28	10,500,000,000 SIT	28 th issue	18 Jan 2002	25 Jan 2002
Republika Slovenija	RS29	10,278,000 EUR	29 th issue	18 Jan 2002	25 Jan 2002
Republika Slovenija	RS31	2,974,680,000 SIT	31 st issue	18 Jan 2002	25 Jan 2002
Republika Slovenija	RS32	23,865,500 EUR	32 nd issue	18 Jan 2002	25 Jan 2002
Republika Slovenija	RS34	16,910,000,000 SIT	34 th issue	20 Feb 2002	26 Feb 2002
Republika Slovenija	RS35	14,000,000,000 SIT	35 th issue	20 Mar 2002	26 Mar 2002
Republika Slovenija	RS36	3,790,000,000 SIT	36 th issue	20 Mar 2002	26 Mar 2002
Republika Slovenija	RS33	127,166,003.64 EUR	33 rd issue	2 Apr 2002	9 Apr 2002
Republika Slovenija	RS37	17,000,000,000 SIT	37 th issue	24 Apr 2002	30 Apr 2002
Republika Slovenija	RS38	18,018,600 EUR	38 th issue	24 Apr 2002	30 Apr 2002
Republika Slovenija	RS40	15,000,000,000 SIT	40 th issue	4 June 2002	7 June 2002
Republika Slovenija	RS41	12,000,000,000 SIT	41 st issue	20 June 2002	26 June 2002
Republika Slovenija	RS42	12,000,000,000 SIT	42 nd issue	17 Jul 2002	24 Jul 2002
Banka Celje	BCE6A	1,000,000 EUR	6 th issue, A series	20 Sept 2002	30 Sept 2002
Banka Celje	BCE6B	1,000,000,000 SIT	6 th issue, B series	20 Sept 2002	30 Sept 2002
Republika Slovenija	RS43	9,363,180,000 SIT	43 rd issue	17 Oct 2002	22 Oct 2002

FREE MARKET

SHARES

Issuer	Trading code	Type of share	Listing date	First trading day
Jata Emona	JAMR	common	10 Jan 2002	15 Jan 2002
Lesnina	MILG	common	16 Jan 2002	25 Jan 2002
KS 4 naložbe	K4NR	common	23 Apr 2002	25 Apr 2002
IMP KLIMAT	KLLG	common	23 Apr 2002	26 Apr 2002
Krona holding	KRHR	common	6 May 2002	9 May 2002
Aktiva fin	ATFR	common	28 May 2002	31 May 2002
Ptujške pekarnice in slaščičarne	PPSG	common	7 Aug 2002	12 Aug 2002
Infond holding	IFFR	common	18 Sept 2002	23 Sept 2002
Sivent Ljubljana	SINR	common	3 Oct 2002	10 Oct 2002
Finira Ljubljana	FIRR	common	3 Oct 2002	10 Oct 2002

BONDS

Issuer	Trading code	Nominal value of issue	Issue	Listing date	First trading day
Probanka	PRB5	7,850,000 EUR	5 th issue	22 Apr 2002	26 Apr 2002
Nama	NAL1	953,975,000 SIT	1 st issue	2 Aug 2002	8 Aug 2002

Close-end funds

Issuer	Trading code	Type of share	Listing date	First trading day
Infond ID	IFIR	common	18 Sept 2002	23 Sept 2002

Authorised investment funds

Issuer	Trading code	Type of share	Listing date	First trading day
PID Vipva Invest	V10N	common	22 Jan 2002	29 Jan 2002
KS - SKLAD 4	K4SR	common	23 Apr 2002	25 Apr 2002
ATENA PID	ATPR	common	11 Jun 2002	17 Jun 2002
INFOND PID	IFPR	common	18 Sept 2002	23 Sept 2002

DELISTED LONG - TERM SECURITIES IN YEAR 2002

OFFICIAL MARKET

SHARES

Issuer	Trading code	Type of share	Delisting date
SKB banka	SKBB	common	27 June 2002
BTC	BTC	common	27 Sept 2002

FREE MARKET

SHARES

Issuer	Trading code	Type of share	Delisting date
Emona Krmilla	EMKG	common	11 Jan 2002
Jata Reja	JRDG	common	11 Jan 2002
Totra Plastika	TOPG	common	14 Jan 2002
PPC Gorenjski sejem	GSKG	common	18 Mar 2002
Veletrovina Potrošnik	POMG	common	18 Mar 2002
Bohor	BFUG	common	19 Apr 2002
Alpdom	ALDG	common	5 Jul 2002
AVANT HOLDING	AVHR	common	13 Aug 2002
CERTIUS HOLDING	CERR	common	13 Aug 2002
AKTIVA FIN	ATFR	common	13 Aug 2002
AKTIVA AVANT FINANČNA DRUŽBA	AAFR	common	13 Aug 2002
Kovinotehna Celje	KCEG	common	2 Sept 2002
Kovinotehna Celje	KCEU	preferred	2 Sept 2002
Novolit Nova vas	NNVG	common	2 Sept 2002
Potrošnik Celje	POCG	common	9 Sept 2002
KD Investments	KDZ	common	18 Sept 2002
CM Celje	CEMG	common	27 Sept 2002
Rudis Trbovlje	RUTG	common	17 Oct 2002
Dom smreka Maribor	DSMG	common	16 Oct 2002
Mercata holding	MEHR	common	04 Oct 2002
Cementarna Trbovlje	CTRG	common	03 Oct 2002

AUTHORISED INVESTMENT FUNDS

Issuer	Trading code	Type of share	Delisting date
Vipva Invest Nanos	VN0N	common	15 Jan 2002
Vipva Invest Soča	VS0N	common	15 Jan 2002
Arkada dva	AR2N	common	8 Mar 2002
Arkada tri	AR3N	common	8 Mar 2002
KS - SKLAD 4	KS4N	common	23 Apr 2002
Krona krona	KR0N	common	6 May 2002
Atena 1. Sklad	AT1N	common	29 May 2002
Infond zlat	IZ0N	common	23 Sept 2002

EXTENDED LISTING OF LONG - TERM SECURITIES IN YEAR 2002

OFFICIAL MARKET

SHARES

Issuer	Trading code	Type of share	Number of shares before extension	Number of shares after extension	Extension date
Salus	SALR	common	124,970	134,980	27 June 2002
Intereuropa	IEKG	common	7,210,700	7,902,413	19 Jul 2002
Lek	LEKB	preferred	139,142	139,312	24 Sept 2002
Terme Čatež	TCRG	common	449,981	674,971	12 Sept 2002
Lek	LEKB	preferred	139,312	139,446	22 Oct 2002
Lek	LEKB	preferred	139,446	139,957	25 Oct 2002
Pivovarna Laško	PILR	common	6,534,256	8,747,652	18 Oct 2002
Lek	LEKB	preferred	139,957	140,177	29 Oct 2002

BONDS

Issuer	Trading code	Issue	Number of bonds before extension	Number of bonds after extension	Extension date
Republika Slovenija	RS27	27 th issue	409,150	1,700,000	16 Jan 2002
Republika Slovenija	RS29	29 th issue	102,780	328,037	18 Feb 2002
Republika Slovenija	RS29	29 th issue	328,037	550,000	4 June 2002
Republika Slovenija	RS36	36 th issue	379,000	1,200,000	19 June 2002
Republika Slovenija	RS38	38 th issue	180,186	502,495	15 Jul 2002
Republika Slovenija	RS38	38 th issue	502,495	1,000,000	18 Oct 2002

FREE MARKET

BONDS

Issuer	Trading code	Issue	Number of bonds before extension	Number of bonds after extension	Extension date
Slovenska odškodninska družba	SOS2E	2 nd issue	7,000,000	10,500,000	2 Oct 2002

SHARES

Issuer	Trading code	Type of share	Number of shares before extension	Number of shares after extension	Extension date
Hidrotehnik	VHLG	common	330,034	384,472	27 Aug 2002
KD GROUPE	SKDR	common	99,972	186,436	23.09.2002
Color Medvode	COMG	common	803,701	950,391	16 Oct 2002

AUTHORISED INVESTMENT FUNDS

Issuer	Trading code	Type of share	Number of shares before extension	Number of shares after extension	Extension date
Arkada ena	AR1N	common	30,210,725	66,406,092	8 Mar 2002

REDUCED LISTING OF LONG - TERM SECURITIES IN YEAR 2002

FREE MARKET

SHARES

Issuer	Trading code	Type of share	Number of shares before reduction	Nominal value of share before reduction	Number of shares after reduction	Nominal value of share after reduction	Reduction date
KS 1 NALOŽBE	KSNQ	common	4,178,783	100 SIT	592,970	1,000 SIT	21 Aug 2002
KS 4 NALOŽBE	KANG	common	1,525,271	1,000 SIT	209,673	1,000 SIT	16 Aug 2002
Mercata 1 holding	MHLG	common	2,693,249	1,000 SIT	258,586	1,000 SIT	1 Oct 2002
Slovenijales Ljubljana	SLLG	common	304,004	10,000 SIT	273,604	10,000 SIT	29 Oct 2002

EXPIRED BONDS IN YEAR 2002

Issuer	Trading code	Issue	Market	Last trading day
LB SB Velenje	BV01	1 st issue	official market	25 Jan 2002
Factor banka	FB01E	1 st issue	official market	31 Mar 2002
Republika Slovenija 12. Izdaja	RS12	12 th issue	official market	22 May 2002
Banka Koper	BKP2	2 nd issue	free market	24 May 2002
Nova ljubljanska banka	NLB1	1 st issue	official market	27 May 2002
Nova ljubljanska banka	NLB2E	2 nd issue	official market	27 May 2002
Občina Šmarje pri Jelšah	OSMOE	1 st issue	free market	27 Aug 2002
Abanka	AB01E	1 st issue	free market	25 Sept 2002
Dolenjska banka	DB01	1 st issue	official market	1 Nov 2002
Dolenjska banka	DB02E	2 nd issue	official market	1 Nov 2002
Krekova banka	KRB2E	2 nd issue	official market	15 Oct 2002
Republika Slovenija	RSE	15 th issue, E series	official market	15 Oct 2002

MEMBERSHIP IN YEAR 2002

Member	Date	Admission/Exclusion	Total number of members
Brod na Muri BPH	19 Feb 2002	exclusion	30
eBrokers	31 May 2002	exclusion	29

F) LIST OF SECURITIES - OCTOBER 2002

F1) OFFICIAL MARKET (1)

CORPORATE BONDS

	Issuer	Trading code	First trading day	Nominal value of issue traded	Coupon interest rate	Maturity	Sector
1	ABANKA	AB03	14 June 1999	7 EURm	5% p.a.	1998-2005	banking
2	ABANKA	AB04	27 Dec 2000	10 EURm	6.25% p.a.	2000-2007	banking
3	ABANKA	AB05	26 Sept 2001	10 EURm	6% p.a.	2001-2006	banking
4	BANKA CELJE	BCE3	6 Mar 2000	10 EURm	6% p.a.	1999-2005	banking
5	BANKA CELJE	BCE4	9 Feb 2001	10 EURm	6% p.a.	2000-2006	banking
6	BANKA CELJE	BCE5	19 Dec 2001	10 EURm	6% p.a.	2001-2007	banking
7	BANKA CELJE	BCE6A	30 Sept 2002	10 EURm	5.6% p.a.	2002-2008	banking
8	BANKA CELJE	BCE6B	30 Sept 2002	10,000 SITm	4.9% p.a.	2000-2005	banking
9	BLAGOVNO TRGOVINSKI CENTER	BTC1E	24 Feb 1997	17,383,924.96 EUR	10.5% p.a.	1996-2008	retail, wholesale and real estate trade
10	LB BANKA ZASAVJE	BZ02E	14 Jan 1997	4,601,626.93 EUR	7.5% p.a.	1996-2004	banking
11	BANKA VIPA	VP02E	25 Oct 1995	2,045,167.52 EUR	10% p.a.	1995-2005	banking
12	BANKA VIPA	VIP3E	13 Nov 1996	2,556,459.41 EUR	7.5% p.a.	1996-2006	banking
13	BANKA VIPA	VIP4E	3 Dec 1997	2,045,167.52 EUR	7% p.a.	1997-2007	banking
14	BANKA VIPA	VIP5	24 Dec 1998	2 EURm	6% p.a.	1998-2008	banking
15	BANKA VIPA	VIP6	6 Mar 2000	2 EURm	5.5% p.a.	1999-2009	banking
16	BANKA VIPA	VIP7	19 July 2001	2 EURm	6.2% p.a.	2001-2010	banking
17	HOTELI BERNARDIN	HTB1E	28 June 1999	10,225,837.62 EUR	8.5% p.a.	1999-2009	hotel and restaurant activities
18	NFD	NI01	21 Dec 1999	2,171.84 SITm	5.5% p.a. + TOM	1999-2006	investment consulting
19	NOVA KBM	KBM1E	5 Oct 1998	7,669,378.22 EUR	6% p.a.	1998-2003	banking
20	NOVA KBM	KBM2	14 Nov 2000	9 EURm	5.9% p.a.	2000-2006	banking
21	NOVA KBM	KBM3	14 Nov 2001	2,000 SITm	5.8% p.a.+TOM	2001-2006	banking
22	NOVA KBM	KBM4	14 Nov 2001	9 EURm	6% p.a.	2001-2006	banking
23	NOVA LJUBLJANSKA BANKA	NLB3	18 July 2000	4,000 SITm	5.25% p.a. + TOM	2000-2005	banking
24	NOVA LJUBLJANSKA BANKA	NLB4	18 July 2000	5 EURm	5.65% p.a.	2000-2005	banking
25	NOVA LJUBLJANSKA BANKA	NLB5	27 Sept 2001	12 mio EUR	5.8% p.a.	2000-2005	banking
26	PROBANKA	PRB1	15 July 1996	800 SITm	6% p.a. + TOM	1995-2003	banking
27	PROBANKA	PRB2E	3 Nov 1997	3,067,751.29	8% p.a.	1995-2003	banking
28	SKB BANKA	SKB3E	14 Mar 1997	17,895,215.84 EUR	7.5% p.a.	1996-2003	banking
29	SKB BANKA	SKB4A	30 Dec 1999	3,818.2 SITm	5.25% p.a. + TOM	1999-2005	banking
30	SKB BANKA	SKB4B	30 Dec 1999	5.909 EURm	5.25% p.a.	1999-2006	banking
31	STANOVANJSKI SKLAD RS	SSR1E	4 July 1996	4,083,023.58 EUR	6% p.a.	1995-2010	national mortgage agency
32	STANOVANJSKI SKLAD RS	SSR2	30 June 1998	2,000 SITm	7.2% p.a. + TOM	1998-2008	national mortgage agency
33	SLOVENSKA ZADRUŽNA KMETIJSKA BANKA	ZBK1E	10 July 1995	2,556,459.41 EUR	10% p.a.	1994-2004	banking
34	SLOVENSKA ZADRUŽNA KMETIJSKA BANKA	SZB3	15 Mar 2000	2,000 SITm	5.3% p.a. + TOM	1999-2005	banking

MUNICIPAL and GOVERNMENT BONDS

	Issuer	Trading code	First trading day	Nominal value of issue traded	Coupon interest rate	Maturity	Sector
1	REPUBLIC OF SLOVENIA	RS04E	6 Aug 1998	136,803,812.19 EUR	8% p.a.	1996-2022	government bond
2	REPUBLIC OF SLOVENIA	RS08E	24 Nov 1993	49,356,539.17 EUR	5% p.a.	1993-2003	government bond
3	REPUBLIC OF SLOVENIA	RS10	14 June 1999	52,189.61 SITm	4.5% p.a. + TOM	1997-2007	government bond
4	REPUBLIC OF SLOVENIA	RS13E	14 June 1999	54,555,355.02 EUR	5.55% p.a.	1998-2008	government bond
5	REPUBLIC OF SLOVENIA	RS14	29 Feb 2000	6,304 SITm	4% p.a. + TOM	1999-2003	government bond
6	REPUBLIC OF SLOVENIA	RSH	29 Feb 2000	4,790.2 SITm	5.55% p.a. + TOM	1995-2005	government bond
7	REPUBLIC OF SLOVENIA	RSI	23 Jan 1997	8,981.3 SITm	5.7% p.a. + TOM	1995-2006	government bond
8	REPUBLIC OF SLOVENIA	RS16	15 Mar 2000	6,000 SITm	4.2% p.a. + TOM	2000-2003	government bond
9	REPUBLIC OF SLOVENIA	RS17	15 Mar 2000	9,000 SITm	4.7% p.a. + TOM	2000-2005	government bond
10	REPUBLIC OF SLOVENIA	RS18	15 May 2000	50 EURm	6% p.a.	2000-2010	government bond
11	REPUBLIC OF SLOVENIA	RS19	18 Aug 2000	6,000 SITm	4.2% p.a. + TOM	2000-2003	government bond
12	REPUBLIC OF SLOVENIA	RS20	12 Dec 2000	6,000 SITm	4.2% p.a. + TOM	2000-2003	government bond
13	REPUBLIC OF SLOVENIA	RS22	22 Feb 2001	8,000 SITm	4.7% p.a. + TOM	2001-2006	government bond
14	REPUBLIC OF SLOVENIA	RS23	20 Feb 2001	40 EURm	6% p.a.	2001-2011	government bond
15	REPUBLIC OF SLOVENIA	RS24	22 Mar 2001	1,100 SITm	4.2% p.a. + TOM	2001-2004	government bond
16	REPUBLIC OF SLOVENIA	RS25	3 May 2001	8,000 SITm	4.7% p.a. + TOM	2001-2006	government bond
17	REPUBLIC OF SLOVENIA	RS26	14 June 2001	50 EURm	5.375% p.a.	2001-2011	government bond
18	REPUBLIC OF SLOVENIA	RS27	20 Dec 2001	17,000 SITm	4.7% p.a. + TOM	2001-2006	government bond
19	REPUBLIC OF SLOVENIA	RS28	25 Jan 2002	10,500 SITm	4.2% p.a. + TOM	2002-2005	government bond
20	REPUBLIC OF SLOVENIA	RS29	25 Jan 2002	55 EURm	5.375% p.a.	2002-2012	government bond
21	REPUBLIC OF SLOVENIA	RS31	25 Jan 2002	2,974.68 SITm	4.7% p.a. + TOM	2002-2007	government bond
22	REPUBLIC OF SLOVENIA	RS32	25 Jan 2002	23,8655 EURm	5.375% p.a.	2002-2012	government bond
23	REPUBLIC OF SLOVENIA	RS33	9 Apr 2002	127.166 EURm	8% p.a.	2002-2022	government bond
24	REPUBLIC OF SLOVENIA	RS34	26 Feb 2002	16,910 SITm	4.2% p.a. + TOM	2002-2007	government bond
25	REPUBLIC OF SLOVENIA	RS35	26 Mar 2002	14,000 SITm	9% p.a.	2002-2007	government bond
26	REPUBLIC OF SLOVENIA	RS36	26 Mar 2002	12,000 SITm	7.5% p.a.	2002-2005	government bond
27	REPUBLIC OF SLOVENIA	RS37	30 Apr 2002	17,000 SITm	4% p.a. + TOM	2002-2007	government bond
28	REPUBLIC OF SLOVENIA	RS38	30 Apr 2002	100 EURm	5.63% p.a.	2002-2017	government bond
29	REPUBLIC OF SLOVENIA	RS40	7 June 2002	15,000 SITm	3.9% p.a. + TOM	2002-2007	government bond
30	REPUBLIC OF SLOVENIA	RS41	26 June 2002	12,000 SIT m	3.9% p.a. + TOM	2002-2007	government bond
31	REPUBLIC OF SLOVENIA	RS42	24 Jul 2002	12,000 SIT m	9% p.a.	2002-2005	government bond
32	REPUBLIC OF SLOVENIA	RS43	22 Oct 2002	9,363.18 SITm	3% p.a. + TOM	2002-2006	government bond
33	SLOVENSKA RAZVOJNA DRUŽBA	SKR1E	3 July 1995	25,564,594.06 EUR	5% p.a.	1993-2003	development fund of Republic Slovenia

TOM (abbreviation for: "temeljna obrestna mera"- base interest rate) - indexation factor, calculated as twelve month average of monthly consumer price index

F1) OFFICIAL MARKET (2)

COMMON SHARES

	Issuer	Trading code	First trading day	Nominal value of issue listed	Number of shares traded	Isin code	Sector
1	AERODROM LJUBLJANA	AELG	8 Oct 1997	1,936.229 SITm	1,936,229	SI0031103276	airport services
2	BANKA KOPER	BKP	14 Mar 2000	5,313.59 SITm	531,359	SI 002110547 1	banking
3	COMET ZREČE	CHZG	2 Nov 1998	1,700.688 SITm	1,700,688	SI0031104407	grinding wheels and other non-metals production
4	DELO LJUBLJANA	DELR	13 Jan 1999	667.464 SITm	667,464	SI 003110445 6	publishing
5	DELO PRODAJA	DPRG	12 Feb 2001	593.549 SITm	593,549	SI0031107079	trade
6	DROGA PORTOROŽ	DRPG	12 June 1996	2,827.68 SITm	282,768	SI0031100256	food processing industry
7	EMONA OBALA KOPER	EOKG	7 Jan 1998	1,741.456 SITm	1,741,456	SI0031102682	commerce
8	ETOL CELJE	ETOG	21 Feb 1997	2,745.76 SITm	274,576	SI0031101338	essential oils and fragrances production
9	GEODETSKI ZAVOD SLOVENIJE	GZRG	8 Jan 2001	379.820 SITm	379,820	SI0031110339	surveying and cartography
10	GORENJE VELENJE	GRVG	10 Nov 2000 official market (2 June 1998 free market)	12,200 SITm	12,200,000	SI0031104076	household appliances
11	GRADBENO PODJETJE GROSUPLJE	GPG	23 Dec 1994	19,941.1 SITm	199,411	SI0031100728	construction industry
12	INTEREUROPA KOPER	IEKG	12 Jan 1998	7,902.413 SITm	7,902,413	SI0031100090	retail trade
13	ISTRABENZ KOPER	ITBG	16 June 1997	5,180 SITm	5,180,000	SI0031102070	holding companies management
14	KOMPAS MTS	MTSG	8 Dec 2000	3,526.714 SITm	3,526,714	SI0031103706	catering service, border-crossing and tourist services
15	KOLINSKA LJUBLJANA	KOLR	8 Jan 1996	3,166.992 SITm	3,166,992	SI0031100058	food processing industry
16	KOLONIALE VELETRGOVINA MARIBOR	KLMG	30 July 1999	650.516 SITm	650,516	SI 003110515 6	domestic market food and non food products wholesale
17	KRKA TOVARNA ZDRAVIL NOVO MESTO	KRKG	4 Nov 1997	14,170.448 SITm	3,542,612	SI0031102120	pharmaceutical & chemical industry
18	LEK LJUBLJANA	LEKA	11 Sep 1996	10,743.738 SITm	1,790,623	SI0031100645	pharmaceuticals
19	LUKA KOPER	LKPG	20 Nov 1996	7,140 SITm	7,140,000	SI0031101346	transport
20	MERCATOR LJUBLJANA	MELR	22 Dec 1997	32,085.04 SITm	3,208,504	SI0031100082	commerce industry, agriculture
21	MERKUR KRANJ	MER	30 Nov 1998	91,258.5 SITm	912,585	SI0031104639	wholesale and retail trade
22	MLINOTEST AJDOVŠČINA	MAJG	3 Apr 2000	2,389.177 SITm	2,389,177	SI 003110820 0	food processing industry
23	NIKA BREŽICE	NIKA	23 June 1992	479.688 SITm	479,688	SI0031100793	financial consultancy and services
24	PETROL LJUBLJANA	PETG	5 May 1997	12,517.806 SITm	2,086,301	SI 003110215 3	crude-oil and gas trade
25	PIVOVARNA LAŠKO	PILR	1 Feb 2000	8,747.652 SITm	8,747,652	SI 003110741 8	brewery
26	PIVOVARNA UNION	PULG	6 Mar 2000	4,511.14 SITm	451,114	SI 003110907 5	brewery and soft drinks
27	RADENSKA RADENCI	RARG	3 Apr 1997	5,061.856 SITm	5,061,856	SI 003110230 2	health resort
28	SALUS LJUBLJANA	SALS	16 Jan 1992	134.98 SITm	134,980	SI 003110568 5	full-line pharmaceutical wholesale
29	SAVA KRANJ	SAVA	6 Jan 2000	17,209.87 SITm	1,720,987	SI 003110845 7	chemicals
30	TEHNOUNION LJUBLJANA	TEHG	26 Nov 1998	840.05 SITm	84,005	SI 003110002 5	sales agent and marketing of motor vehicles
31	TERME ČATEŽ	TCRG	26 Aug 1993	4,049.826 SITm	674,971	SI 003110063 7	health resort
32	ZDRAVILIŠČE MORAVSKE TOPLICE	ZMTG	25 Sep 1997	2,861.843 SITm	2,861,843	SI 003110325 0	health resort
33	ŽIVILA KRANJ	ZKNG	15 May 2000	3,199.97 SITm	319,997	SI 003110678 2	trade and catering industry
34	ŽITO LJUBLJANA	ZTOG	20 Mar 2000	3,487.65 SITm	348,765	SI 003110844 0	flour, bread, pasta and sweets production

PREFERRED SHARES

	Issuer	Trading code	First trading day	Nominal value of issue listed	Number of shares traded	Isin code	Sector
1	LEK LJUBLJANA	LEKB	6 May 1999	841.062 SITm	140,177	SI 003120027 0	pharmaceuticals
2	PROBANKA MARIBOR	PRBP	30 Mar 1993	400 SITm	400,000	SI 002120040 5	banking
3	VIPA BANKA	VPPP	28 June 1994	350 SITm	17,500	SI 002120031 4	banking

F2) FREE MARKET (1)

CORPORATE BONDS

	Issuer	Trading code	First trading day	Nominal value of issue traded	Interest rate	Maturity	Sector
1	AUTOCOMMERCE LJUBLJANA	ACL1E	15 Dec 1997	11,401,808.95 EUR	8% p.a.	1997-2006	foreign and domestic trade, service and production
2	BANKA KOPER	BKP3	5 Jan 2000	5 EURm	5% p.a.	1999-2004	banking
3	BANKA KOPER	BKP4	21 Dec 2000	2,000 SITm	6% p.a. + TOM	2000-2005	banking
4	KD INVESTMENTS	KD01E	24 July 1996	4,090,335.05 EUR	10% p.a.	1996-2006	investment
5	NAMA	NAL1	8 Aug 2002	953,795,000 SIT	7% p.a. + EUR	2002-2008	trade
6	PROBANKA	PRB4	15 Mar 2000	5 EURm	5.5% p.a.	1999-2007	banking
7	PROBANKA	PRB5	26 Apr 2002	7.85 EURm	6.25% p.a.	2001-2006	banking
8	UBK BANKA*	UBKKE	5 Jan 1995	3,067,751.29 EUR	8.5% floating rate	1994-2004	banking
9	BANKA VIPA	VP01E	5 Jan 1995	1,022,583.76 EUR	10% p.a.	1994-2004	banking
10	POTEZA	BDP2	13 Dec 1999	1.5 EURm	7.5% p.a.	1999-2004	brokerage house
11	SI.MOBIL	SM01E	24 Sep 1999	2,556,459.41 EUR	6% p.a.	1999-2006	telecommunication
12	SIP STROJNA OPREMA	SIP1AE	19 June 2000	3,323,397.23 EUR	6% p.a.	1999-2009	production of tractors and other agricultural, forestry and cultivation machinery
13	SIP STROJNA OPREMA	SIP1BE	19 June 2000	1,763,956.99 EUR	6% p.a.	1999-2009	production of tractors and other agricultural, forestry and cultivation machinery

* floating interest rate calculated as an average annual interest rate of long-term government bonds denominated in DEM

MUNICIPAL and GOVERNMENT BONDS

	Issuer	Trading code	First trading day	Nominal value of issue traded	Coupon interest rate	Maturity	Sector
1	SLOVENSKA ODŠKODNINSKA DRUŽBA	SOSZE	7 Apr 1997	536,865,000 EUR	6% p.a.	1996-2004	meeting commitments deriving from denationalisation process
2	STANOVANJSKI SKLAD RS	SSR3	8 May 2001	2,000 SITm	6.1% p.a.+ TOM	2001-2011	national mortgage agency

TOM (abbreviation for: "temeljna obrestna mera" - base interest rate) - indexation factor calculated as twelve month average of monthly consumer price index

F2) FREE MARKET (2)

COMMON SHARES

	Issuer	Trading code	First trading day	Nominal value of issue listed	Number of shares traded	Isin code	Sector
1	AGROKOMBINAT MARIBOR	AKMG	24 Sep 1999	403.808 SITm	403,808	SI 003110433 2	retail, fooder production for livestock, meat and milk products, granary services
2	ALPDOM RADOVLJICA	ALDG	7 Apr 2000	47.816 SITm	47,816	SI 003110938 0	real estate and residence management and sale, business engineering
3	ALPETOUR POTOVALNA AGENCIJA ŠKOFJA LOKA	APAG	2 Aug 2000	526.084 SITm	263,042	SI 003110989 3	passengers transportat
4	AVTO CELJE	AVCG	4 Feb 1997	418.077 SITm	418,077	SI 003110211 2	car sale and repair services
5	AVTOPREVOZNIŠTVO IN SERVISI VELENJE	ASVG	1 Sep 1997	308.696 SITm	308,696	SI 003110315 1	transport company
6	BELINKA HOLDING LJUBLJANA	BELG	19 Oct 2000	2,702.532 SITm	2,702,532	SI 003110216 1	holding companies management
7	CAPITA LJUBLJANA	CAP1	5 Sep 1997	582.021 SITm	582,021	SI 002110003 5	holding companies management
8	CETIS CELJE	CETG	10 Mar 1997	2.400 SITm	200,000	SI 003110084 3	paper industry and graphics
9	CINKARNA CELJE	CICG	6 Mar 1998	4,874.862 SITm	812,477	SI 003110380 5	metallurgic and chemical industry
10	COLOR MEDVODE	COMG	15 Jan 1998	1,900.782 SITm	950,391	SI 003110360 7	resin, colours and varnish industry
11	CREINA KRANJ	CRKG	21 Feb 2000	194.376 SITm	48,594	SI 003110915 8	production and wholesale of agricultural and industrial machines and gadgats
12	DADAS MARIBOR	DAD	16 Sep 1997	125.28 SITm	31,320	SI 003110076 9	financial consultancy and services
13	DANA MIRNA	DMRG	7 June 1999	356.128 SITm	356,128	SI 003110520 6	secondary industry of fruit processing and production of alcohol and non-alcohol drinks
14	DRAVINJSKI DOM SLOVENSKE KONJICE	DSKG	19 May 2000	216.56 SITm	216,560	SI 003110958 8	wholesale and retail of food and non-food products
15	DZS LJUBLJANA	DZS	12 May 1999	1,429.368 SITm	1,429,368	SI 003110527 1	publishing and trading
16	EGOLES ŠKOFJA LOKA	GKRG	17 Sep 1999	258.3 SITm	258,300	SI 003110714 5	forest management and sale of wood products
17	ELMO LJUBLJANA	IELG	22 Feb 2001	708 SITm	708,000	SI 003111026 3	electrical installations
18	FINIRA LJUBLJANA	FIRR	10 Oct 2002	2,179.206 SITm	2,179,206	SI 002111138 8	holding companies management
19	FRUCTAL AJDOVŠČINA	FRAG	6 Jan 1998	2,504.151 SITm	2,504,151	SI 003110359 9	food-processing industry
20	GEA COLLEGE LJUBLJANA	GEAR	5 Jan 1995	147.885 SITm	147,885	SI 003110080 1	consulting
21	GEA TOVARNA OLJA SLOV.BISTRICA	GSBG	30 June 1996	660.348 SITm	660,348	SI 003110129 6	oil - producing industry
22	GRAD PRESTRANEK	GDPR	1 Feb 2000	345.88 SITm	43,235	SI 003110898 6	revitalisation and renewal of the Prestranek estate; catering and tourist activities; horse breeding
23	GRADIS GP LJUBLJANA	GLJG	12 July 1999	609.5 SITm	304,750	SI 003110393 8	construction
24	GRAND HOTEL UNION LJUBLJANA	GHUG	5 Jan 2000	1,814.613 SITm	1,814,613	SI 003110865 5	hotel industry
25	GORENJSKI TISK KRANJ	GTKG	19 Sep 1996	960.176 SITm	960,176	SI 003110119 7	graphics services
26	GORIŠKE OPEKARNE RENČE	GORG	8 Mar 1999	392.725 SITm	392,725	SI003110499 3	production of different clay brick products
27	GOZDNO GOSPODARSTVO BLEĐ	GGBG	27 Dec 1999	611.9 SITm	611,900	SI 003110737 6	forest management
28	GOZDNO GOSPODARSTVO POSTOJNA	GZPG	30 June 1999	489.52 SITm	489,520	SI 003110571 9	forest management and sale of wood products
29	HELIOS DOMŽALE	HDOG	19 Sep 1996	2,198.61 SITm	219,861	SI003110114 8	intermediary on fuel, mine sector
30	HIDROTEHNIK LJUBLJANA	VHLG	5 July 1999	384.472 SITm	384,472	SI 003110551 1	building industry and protection against flood damage
31	HIPOTEKARNA BANKA BREŽICE	HBR	14 Dec 1998	600 SITm	300,000	SI002110074 6	banking
32	HOTELI PALACE PORTOROŽ	PALG	7 Oct 1997	2,346.102 SITm	2,346,102	SI003110330 0	hotel industry
33	IMP ČRPALKE	ICRG	9 Sep 1998	333.034 SITm	333,034	SI003110430 0	production of pumps
34	INFOND HOLDING	IFFR	23 Sept 2002	16,833.414 SITm	16,833,414	SI 002111076 0	holding companies management
35	INLES RIBNICA	IHPG	8 Oct 1999	1,111.050 SITm	555,525	SI 003110745 9	production of furniture
36	INTARA LJUBLJANA	INTR	5 Jan 1995	101 SITm	101,000	SI003110114 8	brokerage house
37	INTEGRAL JESENICE	INJG	14 Sep 1999	243.784 SITm	243,784	SI 003110708 7	merchandise and passenger transport, motor vehicle service and repairs
38	INTERTRADE ITA LJUBLJANA	INRG	20 Oct 1997	695.31 SITm	69,531	SI003110333 4	mechanical engineering representative
39	INTERTRADE ITS LJUBLJANA	ITSG	24 Apr 1998	1,260 SITm	1,260,000	SI003110394 6	information and computer service
40	INTES MARIBOR	IMTG	9 Mar 2000	549.982 SITm	549,982	SI 003110920 8	cereal processing and production of farinaceous food
41	IMP KLIMAT	KLLG	26 Apr 2002	353.9 SITm	353,900	SI 003111114 7	production of air conditioning equipment
42	JADRAN SEŽANA	JASG	23 Sep 1996	226.334 SITm	226,334	SI003110154 4	commerce industry
43	JATA LJUBLJANA	JMLG	23 Sep 1996	1,196.02 SITm	119,602	SI003110153 6	production and processing of poultry meat
44	JATA EMOŃA	JAMR	15 Jan 2002	3,197.534 SITm	3,197,534	SI003111109 7	production and retailing of poultry meat
45	JAVOR PIVKA	JPIG	13 Nov 2000	1,194.7 SITm	1,194,700	SI003110910 9	production of plywood, bound and layer wood, fibre and other slabs
46	JELEN SLOVENSKE KONJICE	JESG	29 Nov 1999	50.849 SITm	50,849	SI 003110430 8	restaurant & hotel capacities
47	JUTEKS ŽALEC	JTKG	2 Nov 1999	641.432 SITm	641,432	SI 003110786 3	carpet production on various linings
48	KEMA PUCONCI	KEPG	17 Dec 1998	217.346 SITm	217,346	SI 003110420 9	production of special buildingmaterials
49	KLASJE CELJE	KLKG	2 July 1999	734.716 SITm	734,716	SI 003110548 7	bread, pastries and sweets production
50	KMETIJSKI KOMBINAT PTUJ	KMPG	27 Oct 1998	2,531.109 SITm	2,531,109	SI003110456 3	agriculture and meat products
51	KD HOLDING	KDHR	5 Feb 2001	7,399.752 SITm	924,969	SI003111046 1	holding companies management
52	KOMPAS HOTELI KRANJSKA GORA	KHKG	31 May 1996	1,627 SITm	162,700	SI003110052 0	tourism, hotel industry
53	KRONA HOLDING	KRHR	9 May 2002	1,287.121 SITm	1,287,121	SI002111124 8	holding companies management
54	KS-1 NALOŽBE	KSNR	10 Aug 2001	592.97 SITm	592,970	SI002111089 3	holding companies management
55	KS - 4 NALOŽBE	K4NR	25 Apr 2002	209.673 SITm	209,673	SI 002111094 3	holding companies management
56	KOŠAKI TMI MARIBOR	TKMG	11 Oct 1999	432.36 SITm	43,236	SI 003110424 1	secondary meat industry and production of meat products
57	KRUH PECIVO MARIBOR	KPEG	2 July 1997	555.934 SITm	555,934	SI003110295 5	bread and pastries production
58	LESNINA EMMI SLOV.BISTRICA	LSBG	8 May 1996	684.037 SITm	684,037	SI003110035 5	aluminium and wood production
59	LESNINA	MILG	12 Jan 2002	2,906.81 SITm	76,495	SI003111116 2	wholesale and retail of furniture

F2) FREE MARKET (3)

COMMON SHARES

	Issuer	Trading code	First trading day	Nominal value of issue listed	Number of shares traded	Isin code	Sector
60	LIP BLEED	LLBG	12 Jan 2000	2,155.899 SITm	2,155,899	SI 003110871 3	wood manufacturing
61	LIV POSTOJNA	LIVG	16 Nov 1999	1,616 SITm	161,600	SI 003110796 2	production of vacuum cleaners, plastic tubes and fittings, bicycles, hydraulic elevators and concrete mixers
62	LIZ INŽENIRING LJUBLJANA	LIZG	11 Mar 1999	188,677 SITm	188,677	SI 003110371 4	consulting and engineering in object construction
63	MARINA PORTOROŽ	MAPG	19 Sep 1996	627,864 SITm	313,932	SI0031100587	nautical and hotel industry
64	OLJARICA KRANJ	MOKG	27 Jan 1999	704,04 SITm	70,404	SI 003110201 3	production of cooking oil
65	MEDALJON MARIBOR	MEDR	12 Oct 1999	1,734 SITm	1,734,000	SI 003110691 5	management of holding companies, business operations of own real estate and renting own real estate
66	MEDVEŠEK PUŠNIK LJUBLJANA	MPL	12 Dec 1997	160 SITm	80,000	SI0021103245	financial consulting
67	MELAMIN KOČEVJE	MKOG	23 Sep 1996	466,489 SITm	466,489	SI003110201	chemical industry
68	MERCATA 1 HOLDING	MHLR	30 Jan 2001	2,693,249 SITm	2,693,249	SI0031110073	holding companies management
69	MESNA INDUSTRIJA PRIMORSKE	MIPG	19 June 2000	1,478,742 SITm	1,478,742	SI 003110969 5	meat processing industry; wholesale and retail trade with provisions
70	MITOL SEŽANA	MISG	15 May 1997	770,509 SITm	770,509	SI0031102716	production and sale of adhesive substances and resinous compound
71	MILADINSKA KNJIGA TISKARNA LJUBLJANA	MKTG	11 Oct 1999	1,039,54 SITm	103,954	SI 003110094 2	printing, publishing, retail and wholesale
72	MURALES LJUTOMER	MULG	2 Mar 2001	322,045 SITm	322,045	SI 003110778 0	production of wood furniture
73	MILAJ ZADOBROVA	MTZG	20 June 2001	67,062 SITm	67,062	SI 003111047 9	wood manufacturing
74	NAMA LJUBLJANA	NALG	20 Dec 1999	2,861,31 SITm	2,861,310	SI 003110269 0	retail trade and renting of business premises
75	NIKO ŽELEZNIKI	NKPG	17 Sep 1999	358,75 SITm	35,875	SI 003110717 8	office material, industrial paper-clips, electromagnets and other metal mechanisms production
76	PINUS RAČE	PIRG	13 June 1996	1,482,03 SITm	148,203	SI 003110037 1	chemical industry
77	PLAMA PUR	POPG	6 Dec 1999	686,798 SITm	686,798	SI 003110822 6	production and refashioning of poliuretanic (plastic) foams
78	POIM-INVEST	POIR	19 Oct 2001	2,241,983 SITm	2,241,983	SI 002111098 4	holding companies management
79	PULSAR HOLDING	PLHR	13 Aug 2001	939,319 SITm	939,319	SI 002111090 1	holding companies management
80	RAZVOJNA DRUŽBA LJUBLJANA	RDRO	5 Jan 1995	219,48 SITm	21,948	SI 003110075 1	consulting
81	RTC KRVAVEC	RKRG	17 Oct 1997	411,468 SITm	205,734	SI 003110328 4	transport of passengers, goods and various loads
82	SATURNUS AVTOOPREMA LJUBLJANA	SAAG	14 Apr 1997	966,122 SITm	483,061	SI 003110254 2	motorvehicles light equipment industry
83	SATURNUS EMBALAŽA LJUBLJANA	SELG	3 Nov 1997	840,64 SITm	84,064	SI 003110338 3	production of package
84	SAVINJA MOZIRJE	MSMG	21 Sep 1999	105,78 SITm	105,780	SI 003110685 7	retail of food and non-food provisions
85	SIJAJ HRASTNIK	SIHG	7 Oct 1999	268,8 SITm	26,880	SI 003110742 6	production of decorative lights and metal products
86	KD GROUP	SKDR	21 Dec 2000	372,872 SITm	186,436	SI 003111016 4	holding companies management
87	POM-LJUBLJANA	SINR	10 Oct 2002	719,712 SITm	719,712	SI 002111139 6	holding companies management
88	SLOVENIJALES LJUBLJANA	SLLG	8 May 1996	2,736,04 SITm	273,604	SI 003110040 5	commerce, engineering, representation
89	SVILA MARIBOR	SVMG	17 Jan 1997	1,263,478 SITm	1,263,478	SI 003110209 6	textile industry
90	SVILANIT KAMNIK	SKAG	14 Apr 1997	816,974 SITm	408,487	SI 003110245 0	textile industry
91	TEKSTINA AJDOVŠČINA	TEAG	12 Feb 1997	1,127,293 SITm	1,127,293	SI 03110221 1	textile industry
92	TOPLICE DOBRNA	ZDDG	5 July 1999	682,01 SITm	682,010	SI 03110539 6	medical services, tourist and hotel trade
93	TOSAMA DOMŽALE	TODG	13 Sep 1996	2,956,7 SITm	295,670	SI 003110136 1	sanitary material production
94	TOVARNA SLADKORJA ORMOŽ	TSOR	12 Apr 1996	4,971,63 SITm	497,163	SI 003110020 7	sugar production
95	TUS KO-SI SLOVENJ GRADEC	TUKG	9 Mar 2000	229,456 SITm	229,456	SI 003110924 0	production of non-woven materials
96	TUB SWATY MARIBOR	TUBG	30 Dec 1997	1,155,76 SITm	288,940	SI 003110344 1	production and trade of knife grinders
97	UNITAS LJUBLJANA	USLG	26 Nov 1998	145,115 SITm	145,115	SI 003110467 0	production of sanitary, water and gas fittings
98	UPIMO GROUP LJUBLJANA	UPGR	9 July 19997	215 SITm	215,000	SI 002110266 8	counseling services on trading and marketing and financial engineering
99	VALKARTON LOGATEC	VLOG	26 Jun 1997	852,097 SITm	852,097	SI 003110231 0	cardboard production
100	ZASAVSKI RAČUNSKI CENTER TRBOVLJE	ZRCG	27 Dec 1999	43,466 SITm	43,466	SI 003110856 4	consultancy engineering, electronic data processing, sale of software products
101	ZDRAVILIŠČE ROGAŠKA	RGS	11 Feb 1999	891,864 SITm	891,864	SI 003110489 4	health resort
102	ŽR - MONTER DRAVOGRAD	ZMDG	17 Sep 1999	275,835 SITm	275,835	SI 003110696 4	management of investment portfolios of subsidiaries

PREFERRED SHARES

	Issuer	Trading code	First trading day	Nominal value of issue listed	Number of shares traded	Isin code	Sector
1	HIPOTEKARNA BANKA BREŽICE	HBP	14 Dec 1998	159 SITm	79,500	SI 002120007 4	banking
2	KD HOLDING	KDHP	18 July 2001	2,131,304 SITm	266,413	SI 003120050 2	holding companies management
3	PRIMOFIN MARIBOR	PFNP	22 Sep 1997	500 SITm	10,000	SI 003120010 6	financial consultancy
4	ZDRAVILIŠČE ROGAŠKA	RGP	11 Feb 1999	55,636 SITm	27,818	SI 003120028 8	health resort

F2) FREE MARKET (4)

CLOSED-END FUNDS

	Issuer	Trading code	First trading day	Nominal value of issue listed	Number of shares traded	Isin code	Sector
1	ID KMEČKA DRUŽBA	KDIN	9 Feb 2001	9,204.61 SITm	92,046,145	SI 002111023 2	investment fund
2	INFOND ID	IFIR	23 Sept 2002	8,132.314 SITm	8,132,314	SI 002111078 6	investment fund
3	NACIONALNA FINANČNA DRUŽBA 1	NF1N	26 Oct 1998	15,833.01 SITm	160,580,300	SI 0021106008	investment fund
4	TRIGLAV STEBER I	TG1N	2 Nov 1998	14,545.89 SITm	147,487,470	SI 002110610 7	investment fund

AUTHORISED CLOSED-END FUNDS

	Issuer	Trading code	First trading day	Nominal value of issue listed	Number of shares traded	Isin code	Sector
1	ATENA PID	ATPR	17 June 2002	13,561.22 SITm		SI 002111093 5	authorised investment fund
2	PID AKTIVA AVANT I LJUBLJANA	AAPR	22 Aug 2001	2,952 SITm	29,520,040	SI 002111063 8	authorised investment fund
3	ARKADA ENA LJUBLJANA	AR1N	14 Dec 1998	6,640.61 SITm	66,406,092	SI 002110579 4	authorised investment fund
4	CAPINVEST 2 LJUBLJANA	CAPN	24 Dec 1998	587.69 SITm	5,876,900	SI 002110622 2	authorised investment fund
5	INFOND PID	IFPR	23 Sept 2002	8,764.1964 SITm	87,641,964	SI 002111077 8	authorised investment fund
6	KS - sklad 2	KS2N	2 Aug 1998	4,429.32 SITm	44,293,242	SI 002110621 4	authorised investment fund
7	KS - SKLAD 4	K4SR	25 Apr 2002	4,163.38 SITm	41,633,800	SI 002111095 0	authorised investment fund
8	KRONA SENIOR	SN0N	8 Dec 1998	7,317.04 SITm	73,170,428	SI 002110590 1	authorised investment fund
9	MAKSIMA 1 LJUBLJANA	MX1N	16 Nov 1998	21,664.62 SITm	216,646,243	SI 002110593 5	authorised investment fund
10	MERCATA LJUBLJANA	MR0N	31 Aug 1998	2,892.39 SITm	28,923,982	SI 002110598 4	authorised investment fund
11	MERCATA 1 LJUBLJANA	MR1N	31 Aug 1998	2,682.12 SITm	26,821,153	SI 002110599 2	authorised investment fund
12	MODRA LINIJA KOPER	ML0N	7 Apr 1998	5,298.67 SITm	52,986,743	SI 002110596 8	authorised investment fund
13	NACIONALNA FINANČNA DRUŽBA 2	NF2N	2 July 1999	29,137.97 SITm	291,379,659	SI 002110601 6	authorised investment fund
14	NIKA PID	NK0N	24 Apr 1998	3,257.47 SITm	32,574,698	SI 002110602 4	authorised investment fund
15	NIKA PID 1	NK1N	24 Apr 1998	3,091.11 SITm	30,911,102	SI 002110603 2	authorised investment fund
16	NIKA PID 2	NK2N	24 Apr 1998	1,255.59 SITm	12,555,868	SI 002110604 0	authorised investment fund
17	PID KMEČKA DRUŽBA	KDPN	9 Feb 2001	9,591.36 SITm	95,913,558	SI 002111023 2	authorised investment fund
18	PLOD LJUBLJANA	PD0N	24 Sep 1999	1,047.80 SITm	10,478,017	SI 002110605 7	authorised investment fund
19	POMURSKA INV.DRUŽBA 1	PM1N	9 Nov 1998	3,592.39 SITm	35,923,940	SI 002110606 5	authorised investment fund
20	POOBLAŠČENA POMURSKA INV. DRUŽBA	PPIR	26 Oct 2001	2,296.74 SITm	22,967,400	SI 002111099 2	authorised investment fund
21	SETEV LJUBLJANA	ST1N	24 Sep 1999	1,540.54 SITm	15,405,373	SI 002110609 9	authorised investment fund
22	TRDNJAVA VELENJE	TR0N	14 June 1999	2,593.28 SITm	25,932,762	SI 002110612 3	authorised investment fund
23	TRDNJAVA I VELENJE	TR1N	5 July 1999	891.79 SITm	8,917,902	SI 002110613 1	authorised investment fund
24	TRGATEV LJUBLJANA	GT0N	24 Sep 1999	1,758.58 SITm	17,585,800	SI 002110619 8	authorised investment fund
25	TRIGLAV STEBER II	TG2N	14 June 1999	19,541.26 SITm	195,412,551	SI 002110611 5	authorised investment fund
26	VIPA INVEST	VI0N	29 Jan 2002	10,426.81 SITm	104,268,115	SI 002111121 4	authorised investment fund
27	VIZIJA DPB NOVO MESTO	VZ0N	29 June 1998	4,407.46 SITm	44,074,632	SI 002110616 4	authorised investment fund
28	ZLATA MONETA I MARIBOR	ZM1N	31 Mar 1999	6,638.43 SITm	68,297,800	SI 002110617 2	authorised investment fund
29	ZLATA MONETA II MARIBOR	ZM2N	31 Mar 1999	8,233.38 SITm	82,333,757	SI 002110618 0	authorised investment fund
30	ZVON DVA MARIBOR	ZV2N	7 June 1999	14,122.47 SITm	141,224,712	SI 002110592 7	authorised investment fund
31	ZVON ENA MARIBOR	ZV1N	7 Dec 1998	13,461.31 SITm	137,974,360	SI 002110591 9	authorised investment fund

PENSION COUPONS

	Issuer	Trading code	First trading day	Nominal value of issue listed	Number of shares traded	Isin code	Sector
1	PENSION COUPONS	PBON	1 Oct 1999	13,735.15 SITm	137,351,538	SI 002990032 9	creating supplementary pension means and invalid insurance