



# MONTHLY STATISTICS LJUBLJANA STOCK EXCHANGE

November 2002

Year VIII, No. 11/02

## TURNOVER

Market	Turnover (in EURm)	Volume in pieces	Number of bargains
<b>Official market</b>	<b>110.74</b>	<b>2,942,158</b>	<b>14,968</b>
Shares	77.11	1,707,230	13,455
Bonds	33.63	1,234,928	1,513
<b>Free market</b>	<b>65.09</b>	<b>75,547,062</b>	<b>29,969</b>
Shares	19.97	1,990,099	4,156
Bonds	11.02	898,467	511
Closed-end funds	17.24	17,158,882	6,234
Authorised closed-end funds	15.35	48,267,597	13,054
Pension coupons	1.52	7,232,017	6,014
<b>Short-term securities</b>	<b>0.00</b>	<b>0</b>	<b>0</b>
<b>Total</b>	<b>175.84</b>	<b>78,489,220</b>	<b>44,937</b>

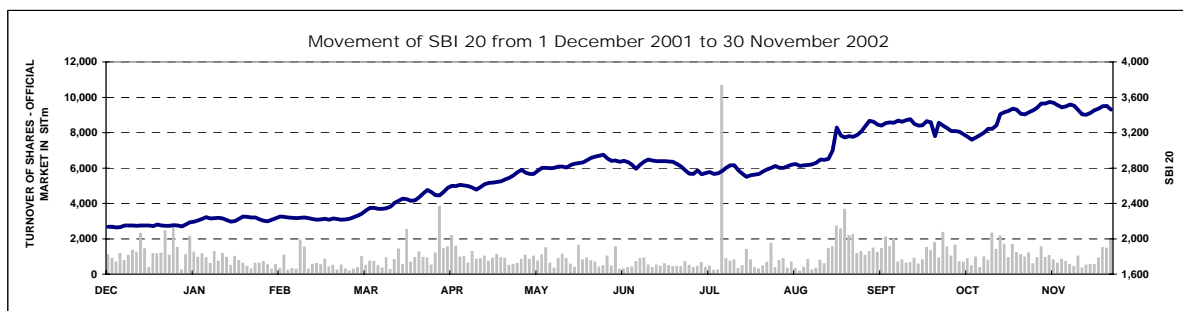
## MARKET SIZE

Market	Market capitalisation (in EURm)	Number of securities	Number of issuers
<b>Official market</b>	<b>6,834.00</b>	<b>107</b>	<b>50</b>
Shares	4,547.48	36	35
Bonds	2,286.52	71	15
<b>Free market</b>	<b>2,763.11</b>	<b>156</b>	<b>149</b>
Shares	968.42	103	100
Bonds	634.21	17	13
Closed-end funds	446.16	4	4
Authorised closed-end funds	693.19	31	31
Pension coupons	21.14	1	1
<b>Total</b>	<b>9,597.12</b>	<b>263</b>	<b>199</b>
<b>Short-term securities</b>	<b>-</b>	<b>10</b>	<b>1</b>

## NOMINAL RETURN

STOCK EXCHANGE INDICES	Nominal return in November 2002	Nominal return in Year 2002
Slovenian stock exchange index (SBI 20)	0.89%	60.83%
Nonweighted slovenian stock exchange index (SBI 20NT)	2.28%	58.40%
Free market index (IPT)	6.69%	50.79%
Investment fund index (PIX)	10.51%	85.35%
Bond index (BIO)	0.59%	0.47%

INDUSTRIAL SECTOR INDICES	Nominal return in November 2002	Nominal return in Year 2002
Food and beverages	3.34%	36.56%
Chemicals	7.62%	81.67%
Oil and gas	4.98%	77.31%
Transport	1.62%	37.91%
Trade	0.90%	41.51%





ISSUER

Ljubljana Stock Exchange Inc.  
Slovenska 56  
1000 Ljubljana

INFORMATIONS

E-mail:	info@ljse.si
Phone:	386 1 47-10-211 386 1 47-10-205
Contact persons:	Nataša Žabkar, Ksenija Zver

STATISTICS ON WEB:

[http://www.ljse.si/StrAng/Trading/Menu/tr\\_dpl.htm](http://www.ljse.si/StrAng/Trading/Menu/tr_dpl.htm)

**Top Five Official Market**  
\$ 8.2007

Turnover in 1000	
LJBLJ	867.728.217
BRNO	303.568.777
PLDZ	108.087.408
PETI	63.018.048
SAK.B	48.471.660

**Market in open** : \$ 40.2007 10:48

Index	Value	ABS	%
BRNO	1.278.02	-12,7%	-6,42
PETI	2.501.14	14,9%	8,87
PLDZ	2.491.77	-6,3%	-6,23

**News**

- August 26, 2007, Ljubljanska borza d.d., Ljubljana  
New Records of Ljubljana Stock Exchange
- August 27, 2007, Ljubljanska borza d.d., Ljubljana  
Revolving Credit 2007 Index

---

---

# INDEX

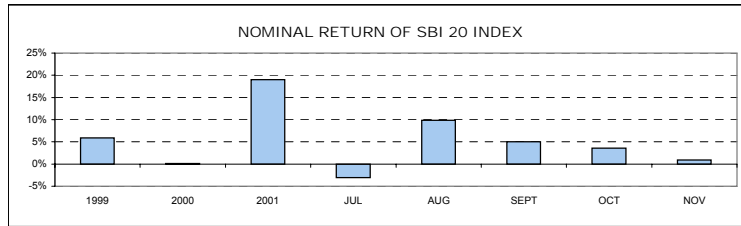
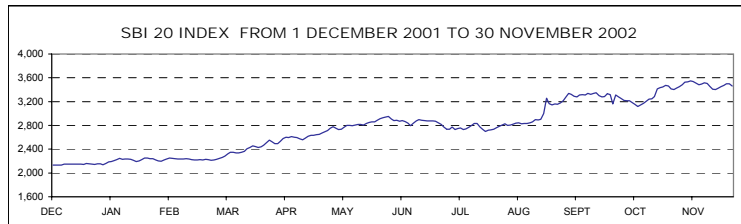
---

	Page
A) STOCK EXCHANGE INDICES	1
B) NUMBER OF ISSUERS, TRADED SECURITIES AND MEMBERS	4
C) TURNOVER	5
<b>C1) Monthly turnover by securities on official market</b>	5
<b>C2) Monthly turnover by securities on free market</b>	7
<b>C3) Most traded securities in last month</b>	12
<b>C4) Turnover by LJSE members</b>	13
<b>C5) Turnover in years 2001 and 2002</b>	14
D) MARKET CAPITALISATION	17
<b>D1) Market capitalisation of shares</b>	18
<b>D2) Market capitalisation of bonds</b>	21
<b>D3) Market capitalisation of investment funds</b>	23
<b>D4) Market capitalisation of pension coupons</b>	23
E) OTHER	24
<b>E1) Indicators (shares on official market)</b>	24
<b>E2) Ownership and net inflow of foreign portfolio investments</b>	25
<b>E3) Record values</b>	26
<b>E4) New listed securities and changes in year 2002</b>	27
F) LIST OF SECURITIES	29
<b>F1) Official market</b>	29
<b>F2) Free market</b>	31

## A) STOCK EXCHANGE INDICES

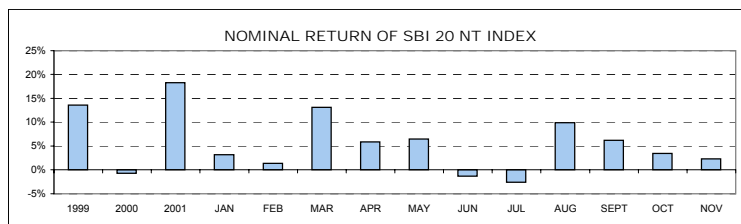
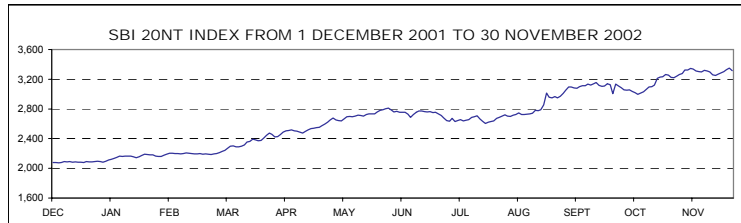
### SBI 20 - SLOVENE STOCK EXCHANGE INDEX

Year	Max	Date	Min	Date	Close	Nominal return
1994	1,598.03	28 June 1994	1,131.23	21 Oct 1994	1,396.81	39.68%
1995	1,590.17	9 Nov 1995	1,016.99	13 July 1995	1,448.75	3.72%
1996	1,589.18	13 Mar 1996	891.93	10 Sept 1996	1,183.26	-18.33%
1997	1,655.36	10 Feb 1997	1,156.14	6 Jan 1997	1,404.70	18.71%
1998	2,026.47	10 Aug 1998	1,378.49	6 Jan 1998	1,705.77	21.43%
1999	1,981.87	19 Feb 1999	1,679.48	5 Jan 1999	1,806.26	5.89%
2000	1,903.66	24 Jan 2000	1,584.23	25 May 2000	1,807.94	0.09%
2001	2,159.35	19 Dec 2001	1,700.24	25 Apr 2001	2,151.59	19.01%
Year 2002	Max	Date	Min	Date	Close	Nominal return
January	2,251.87	24 Jan 2002	2,140.80	3 Jan 2002	2,202.96	2.39%
February	2,250.00	6 Feb 2002	2,197.68	1 Feb 2002	2,214.80	0.54%
March	2,550.55	29 Mar 2002	2,220.76	1 Mar 2002	2,550.55	15.16%
April	2,715.65	30 Apr 2002	2,492.27	4 Apr 2002	2,715.65	6.47%
May	2,927.11	31 May 2002	2,732.05	9 May 2002	2,927.11	7.79%
June	2,949.52	4 June 2002	2,792.31	14 June 2002	2,871.81	-1.89%
July	2,845.60	1 July 2002	2,699.82	24 July 2002	2,783.30	-3.08%
August	3,256.70	26 Aug 2002	2,800.03	5 Aug 2002	3,153.99	13.32%
September	3,351.19	19 Sept 2002	3,161.29	27 Sept 2002	3,311.70	5.00%
October	3,472.06	24 Oct 2002	3,119.20	10 Oct 2002	3,429.93	3.57%
November	3,547.64	8 Nov 2002	3,402.27	21 Nov 2002	3,460.35	0.89%



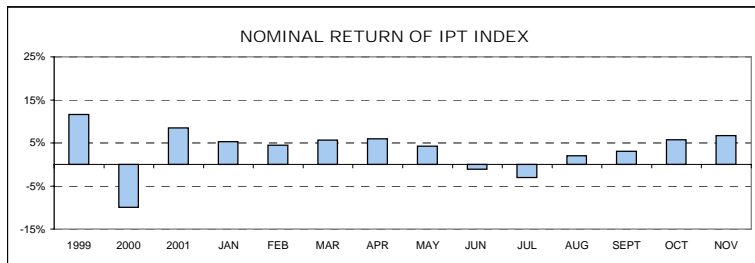
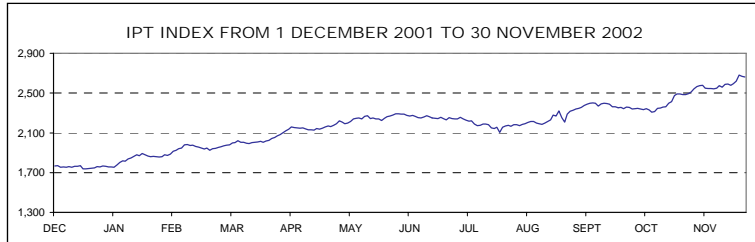
### SBI 20NT - NON-WEIGHTED SLOVENE STOCK EXCHANGE INDEX

Year	Max	Date	Min	Date	Close	Nominal return
1998	1,706.07	10 Aug 1998	1,437.30	30 June 1998	1,568.87	n.a.
1999	1,871.02	8 Sept 1999	1,548.95	5 Jan 1999	1,782.03	13.59%
2000	1,841.63	25 Jan 2000	1,585.48	25 May 2000	1,769.15	-0.72%
2001	2,096.75	27 Dec 2001	1,661.96	9 May 2001	2,092.66	18.29%
Year 2001	Max	Date	Min	Date	Close	Nominal return
January	2,191.90	24 Jan 2002	2,082.58	3 Jan 2002	2,159.19	3.18%
February	2,207.69	15 Feb 2002	2,160.71	1 Feb 2002	2,188.24	1.35%
March	2,475.76	29 Mar 2002	2,193.11	1 Mar 2002	2,475.76	13.14%
April	2,620.90	30 Apr 2002	2,422.94	3 Apr 2002	2,620.90	5.86%
May	2,790.75	31 May 2002	2,638.73	10 May 2002	2,790.75	6.48%
June	2,812.53	4 June 2002	2,685.68	14 June 2002	2,755.00	-1.28%
July	2,735.45	1 Jul 2002	2,606.39	24 Jul 2002	2,684.34	-2.56%
August	3,014.59	26 Aug 2002	2,698.95	6 Aug 2002	2,949.78	9.89%
September	3,154.72	19 Sept 2002	2,971.65	2 Sept 2002	3,133.13	6.22%
October	3,261.78	24 Oct 2002	2,996.86	10 Oct 2002	3,240.72	3.43%
November	3,350.05	28 Nov 2002	3,249.96	21 Nov 2002	3,314.70	2.28%



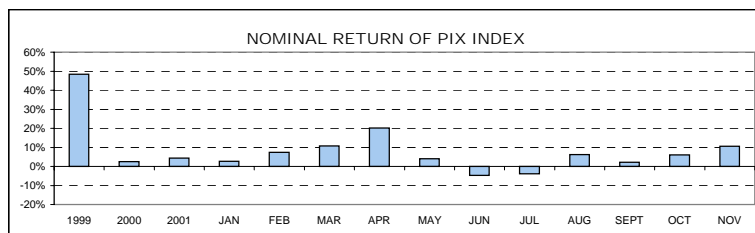
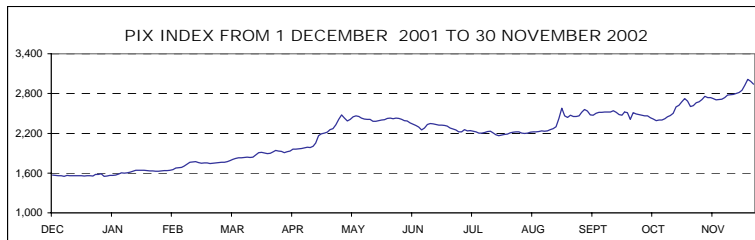
## IPT - FREE MARKET INDEX

Year	Max	Date	Min	Date	Close	Nominal return
<b>1998</b>	1,795.31	11 Aug 1998	1,318.83	1 July 1998	1,618.99	n.a.
<b>1999</b>	1,806.98	30 Dec 1999	1,504.61	3 Aug 1999	1,806.98	11.61%
<b>2000</b>	1,772.76	24 Jan 2000	1,469.64	26 Oct 2000	1,627.44	-9.94%
<b>2001</b>	1,769.69	14 Dec 2001	1,415.06	23 May 2001	1,765.60	8.49%
Year 2001	Max	Date	Min	Date	Close	Nominal return
<b>January</b>	1,892.35	22 Jan 2002	1,753.43	8 Jan 2002	1,859.61	5.32%
<b>February</b>	1,980.90	14 Feb 2002	1,872.99	4 Feb 2002	1,943.48	4.51%
<b>March</b>	2,053.15	29 Mar 2002	1,953.70	1 Mar 2002	2,053.15	5.64%
<b>April</b>	2,175.30	30 Apr 2002	2,071.00	2 Apr 2002	2,175.30	5.95%
<b>May</b>	2,271.69	21 May 2002	2,190.34	6 May 2002	2,268.57	4.29%
<b>June</b>	2,293.04	4 June 2002	2,243.41	28 June 2002	2,243.41	-1.11%
<b>July</b>	2,255.49	8 Jul 2002	2,103.66	26 Jul 2002	2,176.10	-3.00%
<b>August</b>	2,320.48	27 Aug 2002	2,166.76	1 Aug 2002	2,289.28	5.20%
<b>September</b>	2,401.69	12 Sept 2002	2,316.99	2 Sept 2002	2,359.23	3.06%
<b>October</b>	2,495.38	30 Oct 2002	2,308.65	11 Oct 2002	2,495.38	5.77%
<b>November</b>	2,682.18	27 Nov 2002	2,509.94	4 Nov 2002	2,662.34	6.69%



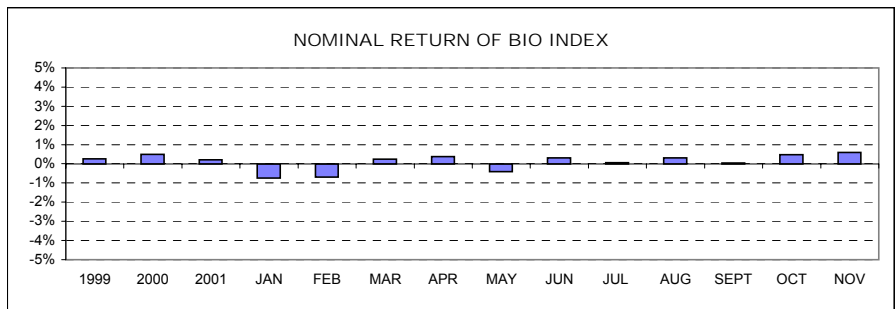
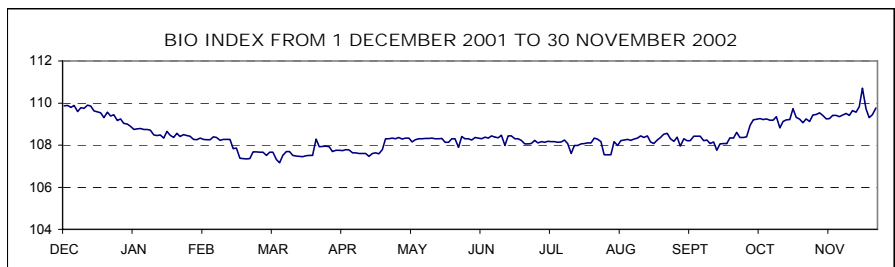
## PIX - AUTHORISED INVESTMENT FUNDS INDEX

Year	Max	Date	Min	Date	Close	Nominal return
<b>1999</b>	1,633.77	8 Sep 1999	965.15	5 Jan 1999	1,483.50	48.35%
<b>2000</b>	1,572.13	17 Jan 2000	1,097.07	25 May 2000	1,520.79	2.51%
<b>2001</b>	1,588.02	28 Dec 2001	1,328.44	23 May 2001	1,588.02	4.42%
Year 2001	Max	Date	Min	Date	Close	Nominal return
<b>January</b>	1,644.33	21 Jan 2002	1,551.00	3 Jan 2002	1,630.72	2.69%
<b>February</b>	1,773.32	19 Feb 2002	1,636.69	1 Feb 2002	1,751.32	7.40%
<b>March</b>	1,939.44	29 Mar 2002	1,755.84	1 Mar 2002	1,939.44	10.74%
<b>April</b>	2,329.56	30 Apr 2002	1,907.18	4 Apr 2002	2,329.56	20.12%
<b>May</b>	2,479.30	7 May 2002	2,378.88	23 May 2002	2,421.87	3.96%
<b>June</b>	2,428.96	3 June 2002	2,248.30	14 June 2002	2,309.88	-4.62%
<b>July</b>	2,281.69	1 Jul 2002	2,163.67	24 Jul 2002	2,218.70	-3.95%
<b>August</b>	2,576.91	26 Aug 2002	2,197.83	6 Aug 2002	2,454.68	10.64%
<b>September</b>	2,558.34	5 Sept 2002	2,410.11	27 Sept 2002	2,509.92	2.25%
<b>October</b>	2,722.75	24 Oct 2002	2,392.32	10 Oct 2002	2,663.41	6.12%
<b>November</b>	3,013.05	27 Nov 2002	2,673.80	4 Nov 2002	2,943.34	10.51%



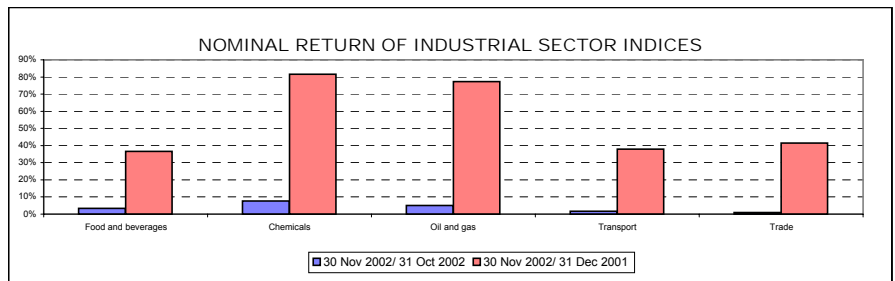
## BIO - STOCK EXCHANGE BOND INDEX

Year	Max	Date	Min	Date	Close	Nominal return
1995	113.52	14 Dec 1995	100.46	5 July 1995	111.68	11.68%
1996	111.96	8 Jan 1996	106.61	28 June 1996	107.89	-3.99%
1997	110.97	8 Apr 1997	104.90	29 Jan 1997	107.31	-0.54%
1998	108.22	30 Dec 1998	101.68	25 May 1998	108.22	0.85%
1999	110.52	4 Feb 1999	104.53	16 Aug 1999	108.50	0.26%
2000	109.63	15 Dec 2000	103.96	9 June 2000	109.03	0.49%
2001	110.08	17 Sept 2001	107.81	21 Mar 2001	109.25	0.20%
Year 2001	Max	Date	Min	Date	Close	Nominal return
January	109.03	3 Jan 2002	108.33	21 Jan 2002	108.43	-0.75%
February	108.39	12 Feb 2002	107.34	26 Feb 2002	107.68	-0.69%
March	108.29	27 Mar 2002	107.17	12 Mar 2002	107.94	0.24%
April	108.34	30 Apr 2002	107.47	19 Apr 2002	108.34	0.37%
May	108.37	7 May 2002	107.90	31 May 2002	107.90	-0.41%
June	108.47	19 June 2002	107.98	20 June 2002	108.23	0.31%
July	108.34	30 Jul 2002	107.60	19 Jul 2002	108.29	0.06%
August	108.56	30 Aug 2002	107.54	6 Aug 2002	108.56	0.25%
September	108.61	30 Sept 2002	107.75	20 Sept 2002	108.61	0.05%
October	109.73	23 Oct 2002	108.36	1 Oct 2002	109.12	0.47%
November	110.71	25 Nov 2002	109.24	8 Nov 2002	109.76	0.59%



## INDUSTRIAL SECTOR INDICES

SECTOR	Value as of 30 Nov 2002	Nominal return		
		30 Nov 2002/ 31 Oct 2002	30 Nov 2002/ 31 Dec 2001	30 Nov 2002/ 30 Nov 2001
Food and beverages	2,970.43	3.34%	36.56%	42.62%
Chemicals	3,402.26	7.62%	81.67%	80.10%
Oil and gas	4,574.07	4.98%	77.31%	78.53%
Transport	2,816.57	1.62%	37.91%	37.79%
Trade	2,508.14	0.90%	41.51%	37.93%



B) NUMBER OF ISSUERS, TRADED SECURITIES AND  
MEMBERS

	31 Dec 2000	31 Dec 2001	31 Oct 2002	30 Nov 2002
<b>NUMBER OF ISSUERS</b>	<b>225</b>	<b>221</b>	<b>204</b>	<b>199</b>
<b>Official market</b>	<b>58</b>	<b>57</b>	<b>52</b>	<b>50</b>
Shares	38	38	36	35
Bonds	20	19	16	15
<b>Free market</b>	<b>167</b>	<b>164</b>	<b>152</b>	<b>149</b>
Shares	111	113	105	100
Bonds	11	12	11	13
Closed-end funds	-	-	4	4
Authorised closed-end funds	44	38	31	31
Pension coupons	1	1	1	1
	31 Dec 2000	31 Dec 2001	31 Oct 2002	30 Nov 2002
<b>NUMBER OF SECURITIES</b>	<b>267</b>	<b>271</b>	<b>261</b>	<b>263</b>
<b>Official market</b>	<b>94</b>	<b>100</b>	<b>104</b>	<b>107</b>
Shares	40	39	37	36
Bonds	54	61	67	71
<b>Free market</b>	<b>173</b>	<b>171</b>	<b>157</b>	<b>156</b>
Shares	114	117	106	103
Bonds	14	15	15	17
Closed-end funds	-	-	4	4
Authorised closed-end funds	44	38	31	31
Pension coupons	1	1	1	1
<b>Short term securities</b>	<b>8</b>	<b>10</b>	<b>12</b>	<b>10</b>
	31 Dec 2000	31 Dec 2001	31 Oct 2002	30 Nov 2002
<b>NUMBER OF MEMBERS</b>	<b>34</b>	<b>31</b>	<b>29</b>	<b>28</b>

## C) TURNOVER

### C1) TURNOVER BY SECURITIES ON OFFICIAL MARKET IN NOVEMBER 2002

#### 1. Shares

Issue	Total (in SIT)	Total (in EUR)	Block trades (in SIT)	Cross trades (in SIT)	Share in total turnover on official market	Share in turnover of shares	Volume in pieces	Number of bargains
<b>Total shares</b>	<b>17,686,683,796</b>	<b>77,112,365</b>	<b>3,953,521,442</b>	<b>1,913,579,900</b>	<b>69.62%</b>	<b>100.00%</b>	<b>1,707,230</b>	<b>13,455</b>
<b>Common shares</b>	<b>17,389,762,054</b>	<b>75,816,815</b>	<b>3,676,300,582</b>	<b>1,910,871,600</b>	<b>68.46%</b>	<b>98.32%</b>	<b>1,658,830</b>	<b>13,434</b>
1 KRKA	3,215,490,518	14,016,366	374,315,391	291,500,330	12.66%	18.18%	71,761	2,728
2 GORENJE	2,483,095,729	10,831,736	0	142,207,484	9.77%	14.04%	505,225	3,166
3 PETROL	1,857,818,209	8,097,997	354,736,791	185,445,214	7.31%	10.50%	48,214	1,397
4 MERCATOR	1,303,789,078	5,684,830	202,719,765	287,156,484	5.13%	7.37%	56,305	1,022
5 MERKUR	1,254,098,242	5,470,227	699,470,000	98,996,906	4.94%	7.09%	50,324	419
6 TERME ČATEŽ	1,070,754,506	4,663,565	1,000,110,000	16,574,033	4.22%	6.05%	40,516	107
7 SAVA	868,804,772	3,787,979	548,709,680	93,004,309	3.42%	4.91%	32,415	408
8 PIVOVARNA LAŠKO	665,909,797	2,903,420	137,139,635	235,459,432	2.62%	3.77%	102,263	412
9 LUKA KOPER	659,024,920	2,872,480	0	116,720,239	2.59%	3.73%	140,174	469
10 DELO	610,159,237	2,658,826	0	2,231,991	2.40%	3.45%	24,638	125
11 KOLINSKA	571,235,085	2,491,214	0	41,953,717	2.25%	3.23%	102,094	659
12 LEK	491,299,745	2,142,815	0	33,567,833	1.93%	2.78%	5,062	382
13 ŽITO	447,347,682	1,951,146	90,395,800	47,657,342	1.76%	2.53%	11,978	302
14 INTEREUROPA	436,153,306	1,902,138	0	80,543,507	1.72%	2.47%	78,154	313
15 TERME 3000	284,006,678	1,238,757	0	27,515,913	1.12%	1.61%	122,863	231
16 SALUS	222,443,566	969,766	123,372,000	5,062,143	0.88%	1.26%	2,414	61
17 KOMPAS MTS	198,968,455	867,064	66,875,520	121,599,074	0.78%	1.12%	136,419	75
18 ISTRABENZ	196,215,390	855,468	0	15,777,951	0.77%	1.11%	23,796	399
19 DROGA PORTOROŽ	195,314,826	851,273	30,080,000	17,975,893	0.77%	1.10%	2,274	126
20 ŽIVILA KRANJ	106,102,092	462,394	0	9,989,210	0.42%	0.60%	6,313	133
21 EMONA OBALA KOPER	63,983,565	278,819	48,376,000	1,437,790	0.25%	0.36%	28,781	63
22 ETOL	33,026,180	144,014	0	7,945,682	0.13%	0.19%	888	58
23 AERODROM	26,783,794	116,796	0	1,927,416	0.11%	0.15%	6,638	69
24 DELO PRODAJA	25,957,612	113,160	0	4,473,560	0.10%	0.15%	5,093	44
25 COMET	24,633,002	107,398	0	0	0.10%	0.14%	8,202	22
26 RADENSKA	17,820,869	77,691	0	2,021,069	0.07%	0.10%	12,575	107
27 MLINOTEST	17,746,400	77,366	0	2,777,663	0.07%	0.10%	10,028	66
28 NIKA	16,068,070	70,008	0	14,363,900	0.06%	0.09%	21,172	9
29 TEHNOUNION	11,380,492	49,632	0	24,940	0.04%	0.06%	944	18
30 PIVOVARNA UNION	7,488,377	32,649	0	2,534,810	0.03%	0.04%	101	21
31 BANKA KOPER	4,414,082	19,240	0	1,847,415	0.02%	0.02%	86	16
32 GEODETSKI ZAVOD SLOVENIJE	2,427,778	10,581	0	578,350	0.01%	0.01%	1,120	7
33 KOLONIALE VELETRGOVINA	0	0	0	0	0.00%	0.00%	0	0
34 GRADB.PODJETJE GROSUPLJE	0	0	0	0	0.00%	0.00%	0	0
<b>Preferred shares</b>	<b>296,921,742</b>	<b>1,295,550</b>	<b>277,220,860</b>	<b>2,708,300</b>	<b>1.17%</b>	<b>1.68%</b>	<b>48,400</b>	<b>21</b>
1 PROBANKA	250,148,513	1,091,434	244,991,260	2,708,300	0.98%	1.41%	47,947	9
2 LEK	46,676,800	203,695	32,229,600	0	0.18%	0.26%	452	11
3 VIPA BANKA	96,429	421	0	0	0.00%	0.00%	1	1



## 2. Bonds

Issue	Total (in SIT)	Total (in EUR)	Block trades (in SIT)	Cross trades (in SIT)	Share in total turnover on official market	Share in turnover of bonds	Volume in pieces	Number of bargains
<b>Total bonds</b>	<b>7,716,249,481</b>	<b>33,631,785</b>	<b>5,699,691,716</b>	<b>909,655,750</b>	<b>30.38%</b>	<b>100.00%</b>	<b>1,234,928</b>	<b>1,513</b>
1 REPUBLIKA SLOVENIJA 14th issue	2,016,647,995	8,788,327	2,014,304,459	2,208,727	7.52%	48.86%	192,973	16
2 REPUBLIKA SLOVENIJA 38th issue	1,821,339,669	7,944,686	1,396,947,597	120,968,332	1.11%	7.24%	77,461	107
3 REPUBLIKA SLOVENIJA 39th issue	666,186,271	2,903,019	0	274,707,824	0.98%	6.36%	716,538	935
4 REPUBLIKA SLOVENIJA 34th issue	614,703,000	2,677,427	612,000,000	2,703,000	0.93%	6.03%	60,265	3
5 REPUBLIKA SLOVENIJA 27th issue	436,938,860	1,903,152	375,541,000	536,060	0.86%	5.56%	41,016	12
6 REPUBLIKA SLOVENIJA 28th issue	310,107,800	1,351,794	294,114,100	15,993,700	0.73%	4.75%	30,469	10
7 REPUBLIKA SLOVENIJA 29th issue	277,768,481	1,210,209	200,592,412	19,972,158	0.68%	4.42%	11,792	50
8 REPUBLIKA SLOVENIJA 42nd issue	205,940,000	896,912	200,000,000	5,940,000	0.67%	4.37%	20,594	9
9 STANOVANJSKI SKLAD 2nd issue	191,073,842	833,262	164,186,015	26,887,827	0.43%	2.77%	1,875	10
10 REPUBLIKA SLOVENIJA 43rd issue	182,274,764	794,741	69,478,695	112,796,069	0.31%	2.03%	18,123	25
11 REPUBLIKA SLOVENIJA 22nd issue	177,013,600	771,054	101,980,000	30,225,000	0.24%	1.59%	17,385	13
12 REPUBLIKA SLOVENIJA 4th issue	176,382,993	768,528	36,632,995	2,678,014	0.13%	0.87%	1,980	96
13 REPUBLIKA SLOVENIJA 32nd issue	156,812,514	683,500	47,843,517	65,929,071	0.11%	0.74%	6,678	18
14 REPUBLIKA SLOVENIJA 41st issue	89,229,800	389,009	0	89,229,800	0.09%	0.61%	8,600	2
15 REPUBLIKA SLOVENIJA 26th issue	86,948,524	379,124	72,238,226	10,665,361	0.08%	0.53%	3,623	58
16 REPUBLIKA SLOVENIJA 24th issue	76,402,200	332,744	72,992,700	3,307,500	0.07%	0.49%	7,562	15
17 REPUBLIKA SLOVENIJA 37th issue	41,891,620	182,440	0	41,891,620	0.06%	0.39%	4,020	2
18 REPUBLIKA SLOVENIJA 17th issue	40,840,000	177,859	40,840,000	0	0.04%	0.24%	4,000	1
19 BTC HIPOTEKARNE	22,202,691	96,881	0	1,892,509	0.04%	0.23%	2,146	8
20 REPUBLIKA SLOVENIJA 21th issue	20,862,401	90,912	0	14,831,344	0.03%	0.22%	2,536	11
21 SKB OBVEZNICE 4th issue, A series	13,613,250	59,307	0	13,613,250	0.03%	0.21%	131	2
22 SLOVENSKA RAZVOJNA DRUŽBA	13,488,355	58,803	0	9,537,617	0.03%	0.20%	116	13
23 REPUBLIKA SLOVENIJA 19th issue	11,752,109	51,214	0	1,663,559	0.02%	0.14%	1,152	12
24 REPUBLIKA SLOVENIJA 35th issue	10,862,670	47,307	0	10,862,670	0.02%	0.13%	1,038	1
25 NOVA KBM 3rd issue, A series	9,765,890	42,546	0	9,765,890	0.02%	0.12%	80	1
26 REPUBLIKA SLOVENIJA 33rd issue	9,472,035	41,261	0	0	0.02%	0.12%	60	1
27 REPUBLIKA SLOVENIJA 10th issue	5,804,057	25,297	0	814,873	0.01%	0.09%	733	23
28 REPUBLIKA SLOVENIJA 23rd issue	5,248,578	22,880	0	5,248,578	0.01%	0.09%	220	2
29 STANOVANJSKI SKLAD RS 1st issue	3,289,213	14,347	0	1,755,919	0.01%	0.08%	451	5
30 PROBANKA 2nd issue	2,892,602	12,630	0	2,892,602	0.01%	0.05%	241	2
31 ABANKA 6th issue	2,810,544	12,240	0	0	0.01%	0.05%	120	1
32 REPUBLIKA SLOVENIJA 20th issue	2,493,540	10,866	0	0	0.01%	0.04%	245	11
33 REPUBLIKA SLOVENIJA 18th issue	2,128,289	9,270	0	2,128,289	0.01%	0.04%	90	2
34 ABANKA 3rd issue	1,406,874	6,138	0	1,316,003	0.01%	0.04%	62	3
35 SKB OBVEZNICE 3rd issue	1,373,714	5,990	0	378,753	0.01%	0.04%	58	3
36 REPUBLIKA SLOVENIJA 15th issue, I series	1,314,182	5,734	0	179,146	0.01%	0.04%	7	6
37 SL_ZADR_KMET.BANKA 3rd issue	1,156,471	5,047	0	1,156,471	0.01%	0.03%	110	1
38 NOVA KBM 2nd issue	1,153,684	5,025	0	1,153,684	0.00%	0.03%	10	1
39 REPUBLIKA SLOVENIJA 13th issue	822,921	3,587	0	705,562	0.00%	0.03%	7	3
40 REPUBLIKA SLOVENIJA 36th issue	800,000	3,487	0	800,000	0.00%	0.02%	80	1
41 HOTELI BERNARDIN	548,009	2,390	0	548,009	0.00%	0.02%	5	2
42 REPUBLIKA SLOVENIJA 25th issue	418,264	1,823	0	418,264	0.00%	0.02%	41	2
43 SL_ZADR_KMET.BANKA	393,202	1,716	0	393,202	0.00%	0.02%	14	1
44 BANKA CELJE 3rd issue	322,466	1,407	0	322,466	0.00%	0.01%	14	1
45 BANKA VIPA 3rd issue	266,539	1,162	0	266,539	0.00%	0.01%	9	1
46 REPUBLIKA SLOVENIJA 8th issue	241,480	1,053	0	184,617	0.00%	0.01%	170	2
47 BANKA VIPA 6th issue	240,607	1,050	0	240,607	0.00%	0.01%	6	2
48 BANKA VIPA 7th issue	185,171	808	0	185,171	0.00%	0.00%	4	2
49 BANKA ZASAVJE 2nd issue	173,169	754	0	115,522	0.00%	0.00%	3	2
50 REPUBLIKA SLOVENIJA 16th issue	100,000	436	0	100,000	0.00%	0.00%	10	1
51 BANKA VIPA 4th issue	74,963	327	0	74,963	0.00%	0.00%	2	1
52 ABANKA 4th issue	69,608	303	0	69,608	0.00%	0.00%	3	1
53 ABANKA 5th issue	0	0	0	0	0.00%	0.00%	0	0
54 BANKA CELJE 4th issue	0	0	0	0	0.00%	0.00%	0	0
55 BANKA CELJE 5th issue	0	0	0	0	0.00%	0.00%	0	0
56 BANKA CELJE 6th issue, A series	0	0	0	0	0.00%	0.00%	0	0
57 BANKA CELJE 6th issue, B series	0	0	0	0	0.00%	0.00%	0	0
58 BANKA VIPA 2nd issue	0	0	0	0	0.00%	0.00%	0	0
59 BANKA VIPA 5th issue	0	0	0	0	0.00%	0.00%	0	0
60 NFD INVESTICIJSKO SVETOVANJE	0	0	0	0	0.00%	0.00%	0	0
61 NLB 2nd issue, A series	0	0	0	0	0.00%	0.00%	0	0
62 NLB 2nd issue, B series	0	0	0	0	0.00%	0.00%	0	0
63 NLB 3rd issue	0	0	0	0	0.00%	0.00%	0	0
64 NOVA KBM 1st issue	0	0	0	0	0.00%	0.00%	0	0
65 NOVA KBM 3rd issue, B series	0	0	0	0	0.00%	0.00%	0	0
66 PROBANKA 1st issue	0	0	0	0	0.00%	0.00%	0	0
67 REPUBLIKA SLOVENIJA 15th issue, H series	0	0	0	0	0.00%	0.00%	0	0
68 REPUBLIKA SLOVENIJA 31st issue	0	0	0	0	0.00%	0.00%	0	0
69 REPUBLIKA SLOVENIJA 40th issue	0	0	0	0	0.00%	0.00%	0	0
70 REPUBLIKA SLOVENIJA 44rd issue	0	0	0	0	0.00%	0.00%	0	0
71 RS08 TAX FREE BOND	0	0	0	0	0.00%	0.00%	0	0
72 SKB OBVEZNICE 4th issue, B series	0	0	0	0	0.00%	0.00%	0	0
<b>Total official market</b>	<b>25,402,933,277</b>	<b>110,744,150</b>	<b>9,653,213,158</b>	<b>2,823,235,650</b>	<b>100.00%</b>	<b>-</b>	<b>2,942,158</b>	<b>14,968</b>

## C2) TURNOVER BY SECURITIES ON FREE MARKET IN NOVEMBER 2002

### 1. Shares (1)

Issue	Total (in SIT)	Total (in EUR)	Block trades (in SIT)	Cross trades (in SIT)	Share in total turnover on free market	Share in turnover of shares	Volume in pieces	Number of bargains
<b>Shares</b>	<b>4,580,412,535</b>	<b>19,967,371</b>	<b>2,094,935,349</b>	<b>1,430,491,519</b>	<b>30.68%</b>	<b>100.00%</b>	<b>1,990,099</b>	<b>4,156</b>
<b>Common shares</b>	<b>4,564,183,136</b>	<b>19,896,608</b>	<b>2,094,935,349</b>	<b>1,426,794,044</b>	<b>30.57%</b>	<b>99.65%</b>	<b>1,987,391</b>	<b>3,909</b>
1 SLOVENIJALES	994,092,759	4,338,027	972,421,600	299,265	6.66%	21.70%	121,133	42
2 GORENJSKI TISK	794,693,352	3,461,443	781,568,400	7,101,252	5.32%	17.35%	194,699	17
3 JUTEKS	757,539,202	3,300,420	0	703,341,310	5.07%	16.54%	40,125	76
4 INFOND HOLDING	439,704,762	1,917,631	244,037,616	60,127,344	2.94%	9.60%	536,716	1,248
5 HELIOS	276,718,865	1,206,093	0	17,670,216	1.85%	6.04%	2,767	131
6 CAPITA	247,319,000	1,077,777	0	245,754,000	1.66%	5.40%	138,241	13
7 MESNA INDUSTRIJA PRIMORSKE	119,755,496	521,578	0	112,465,923	0.80%	2.61%	87,884	32
8 POM-INVEST	112,735,277	491,568	36,717,733	44,209,199	0.76%	2.46%	204,799	297
9 CINKARNA	98,102,793	427,611	30,130,000	7,395,382	0.66%	2.14%	4,003	63
10 LESNINA	63,735,622	277,723	30,070,000	9,972,002	0.43%	1.39%	622	32
11 KRONA HOLDING	58,394,837	254,544	0	53,642,607	0.39%	1.27%	97,188	39
12 TOSAMA	57,511,563	250,841	0	5,546,657	0.39%	1.26%	4,026	128
13 JAVOR PIVKA	33,965,263	148,080	0	1,830,743	0.23%	0.74%	33,290	84
14 KD GROUP, finančna družba	32,160,178	140,142	0	27,421,176	0.22%	0.70%	732	24
15 KD HOLDING	30,542,095	133,178	0	7,747,896	0.20%	0.67%	4,425	374
16 JATA EMONA	28,826,323	125,699	0	20,232,684	0.19%	0.63%	38,210	32
17 AGROKOMBINAT MARIBOR	27,788,281	121,142	0	6,107,281	0.19%	0.61%	28,027	31
18 COLOR	27,410,227	119,536	0	359,584	0.18%	0.60%	14,115	72
19 MEDALJON	25,083,644	109,359	0	803,550	0.17%	0.55%	14,427	59
20 LIV POSTOJNA	24,515,271	106,904	0	0	0.16%	0.54%	1,509	51
21 DANA	24,486,868	106,774	0	6,181,126	0.16%	0.53%	12,233	76
22 MELAMIN	24,428,691	106,539	0	20,113,490	0.16%	0.53%	6,379	23
23 ALPETOUR POTOVALNA AGENCIJA	23,750,840	103,546	0	12,139,466	0.16%	0.52%	9,420	35
24 GRAND HOTEL UNION	22,245,692	96,942	0	11,458,501	0.15%	0.49%	9,055	65
25 SIVENT	20,979,809	91,464	0	80,766	0.14%	0.46%	76,800	102
26 PINUS RAČE	17,243,075	75,176	0	820,920	0.12%	0.38%	812	24
27 LIP BLEĐ	12,533,062	54,622	0	4,008,994	0.08%	0.27%	15,112	50
28 PLAMA - PUR	12,358,336	53,870	0	5,501,436	0.08%	0.27%	3,820	12
29 ETRA 33	11,575,039	50,459	0	125,001	0.08%	0.25%	463	7
30 BELINKA HOLDING	9,859,453	43,010	0	0	0.07%	0.22%	3,046	15
31 TEKSTINA	9,025,200	39,348	0	144,900	0.06%	0.20%	10,028	24
32 DZS	8,934,162	38,972	0	0	0.06%	0.20%	1,930	17
33 JADRAN	8,322,400	36,320	0	0	0.06%	0.18%	1,671	10
34 SVILA	6,500,854	28,378	0	6,373,674	0.04%	0.14%	166,179	10
35 AVTOPREVOZNIŠTVO IN SERVISI	6,308,945	27,502	0	2,010,180	0.04%	0.14%	26,805	6
36 NIKO ŽELEZNIKI	6,010,517	26,219	0	1,640,000	0.04%	0.13%	293	7
37 GOZDNO GOSPODARSTVO BLEĐ	5,889,055	25,691	0	3,084,911	0.04%	0.13%	3,788	15
38 LESNINA EMMI	5,464,416	23,834	0	0	0.04%	0.12%	7,824	13
39 MODRA LINIJA HOLDING	5,336,627	23,252	0	1,481,102	0.04%	0.12%	8,054	65
40 NAMA	5,249,925	22,878	0	0	0.04%	0.11%	3,750	4
41 MEDVEŠEK PUŠNIK	5,138,409	22,401	0	4,509,401	0.03%	0.11%	323	16
42 MITOL	4,862,878	21,206	0	0	0.03%	0.11%	1,330	11
43 FOND INVEST	4,205,596	18,349	0	972,273	0.03%	0.09%	1,603	89
44 SATURNUS EMBALAŽA	4,005,304	17,478	0	914,501	0.03%	0.09%	184	11
45 CETIS	3,806,450	16,586	0	876,122	0.03%	0.08%	170	14
46 HIDROTEHNIK	3,559,671	15,521	0	317,844	0.02%	0.08%	2,268	11
47 HOTELI PALACE	3,522,050	15,356	0	898,550	0.02%	0.08%	2,348	24
48 INTERTRADE ITS	2,913,463	12,706	0	68,200	0.02%	0.06%	2,906	19
49 INTEGRAL JESENICE	2,883,012	12,565	0	148,350	0.02%	0.06%	2,422	9
50 SATURNUS AVTOOPREMA	2,736,000	11,927	0	710,400	0.02%	0.06%	570	3
51 KLASJE	2,589,001	11,295	0	2,268,342	0.02%	0.06%	7,753	9
52 INLES RIBNICA	2,515,866	10,968	0	863,911	0.02%	0.05%	5,848	12
53 FRUCTAL	2,387,565	10,411	0	48,020	0.02%	0.05%	982	23
54 FINIRA	2,366,447	10,319	0	198,085	0.02%	0.05%	7,284	109
55 DRAVINJSKI DOM	2,176,224	9,487	0	1,998,163	0.01%	0.05%	1,992	7
56 MARINA PORTOROŽ	2,171,100	9,474	0	0	0.01%	0.05%	199	3
57 IMP ČRPALKE	1,953,976	8,517	0	0	0.01%	0.04%	2,387	14
58 ELMO	1,549,800	6,754	0	421,400	0.01%	0.03%	2,214	8
59 IMP KLIMAT	1,297,741	5,653	0	867,310	0.01%	0.03%	805	4
60 TUB SWATY	1,265,000	5,517	0	0	0.01%	0.03%	105	4
61 INTES	1,196,161	5,213	0	446,220	0.01%	0.03%	2,186	13
62 PULSAR HOLDING	1,103,523	4,809	0	0	0.01%	0.02%	2,506	11
63 AVTO CELJE	910,359	3,971	0	432,195	0.01%	0.02%	632	6
64 CREINA	896,058	3,906	0	765,852	0.01%	0.02%	220	5
65 SIJAJ HRASTNIK	891,572	3,885	0	737,925	0.01%	0.02%	446	4
66 OLJARICA	650,099	2,832	0	155,025	0.00%	0.01%	93	4
67 MURALES	627,645	2,739	0	247,095	0.00%	0.01%	370	7
68 MK TISKARNA	544,184	2,373	0	457,172	0.00%	0.01%	251	5
69 UNITAS	425,000	1,855	0	0	0.00%	0.01%	170	1
70 KOMPAS HOTELI KG	359,975	1,571	0	0	0.00%	0.01%	60	2

## 1. Shares (2)

Issue	Total (in SIT)	Total (in EUR)	Block trades (in SIT)	Cross trades (in SIT)	Share in total turnover on free market	Share in turnover of shares	Volume in pieces	Number of bargains
71 GRADIS GP	326,000	1,422	0	0	0.00%	0.01%	326	3
72 TOPLICE DOBRNA	317,730	1,385	0	0	0.00%	0.01%	195	3
73 GOZDNO GOSPODARSTVO POSTOJNA	255,150	1,114	0	255,150	0.00%	0.01%	243	1
74 GEA TOVARNA OLJA	193,572	845	0	0	0.00%	0.00%	135	3
75 ZDRAVILIŠČE ROGAŠKA	189,456	826	0	24,000	0.00%	0.00%	1,255	11
76 KEMA PUCONCI	125,000	545	0	0	0.00%	0.00%	25	1
77 KRUH-PECIVO	103,298	451	0	0	0.00%	0.00%	100	2
78 ŽELEZARNA RAVNE - MONTER DRAVOGRAD	65,025	284	0	0	0.00%	0.00%	85	2
79 ZASAVSKI RAČUNSKI CENTER	0	0	0	0	0.00%	0.00%	0	0
80 LIZ INŽENIRING	0	0	0	0	0.00%	0.00%	0	0
81 GRAD PRESTRANEK	0	0	0	0	0.00%	0.00%	0	0
82 KMETIJSKI KOMBINAT PTUJ	0	0	0	0	0.00%	0.00%	0	0
83 KOŠAKI TMI MARIBOR	0	0	0	0	0.00%	0.00%	0	0
84 GORIŠKE OPEKARNE	0	0	0	0	0.00%	0.00%	0	0
85 SVILANIT	0	0	0	0	0.00%	0.00%	0	0
86 TOVARNA SLADKORJA ORMOŽ	0	0	0	0	0.00%	0.00%	0	0
87 HIPOTEKARNA BANKA	0	0	0	0	0.00%	0.00%	0	0
88 PPS - PEKARNE PTUJ	0	0	0	0	0.00%	0.00%	0	0
89 VALKARTON	0	0	0	0	0.00%	0.00%	0	0
90 INTERTRADE ITA	0	0	0	0	0.00%	0.00%	0	0
91 JATA	0	0	0	0	0.00%	0.00%	0	0
92 UPIMO GROUP	0	0	0	0	0.00%	0.00%	0	0
93 KS1 - NALOŽBE	0	0	0	0	0.00%	0.00%	0	0
94 KS4 NALOŽBE	0	0	0	0	0.00%	0.00%	0	0
95 MLAJ	0	0	0	0	0.00%	0.00%	0	0
96 RAZVOJNA DRUŽBA	0	0	0	0	0.00%	0.00%	0	0
97 INTARA	0	0	0	0	0.00%	0.00%	0	0
98 SAVINJA MOZIRJE	0	0	0	0	0.00%	0.00%	0	0
99 JELEN	0	0	0	0	0.00%	0.00%	0	0
100 TUS KO-SI	0	0	0	0	0.00%	0.00%	0	0
101 GEA COLLEGE	0	0	0	0	0.00%	0.00%	0	0
102 RTC KRVAVEC IMENSKE	0	0	0	0	0.00%	0.00%	0	0
103 EGOLES ŠKOFJA LOKA	0	0	0	0	0.00%	0.00%	0	0
104 DADAS	0	0	0	0	0.00%	0.00%	0	0
<b>Preferred shares</b>	<b>16,229,399</b>	<b>70,763</b>	<b>0</b>	<b>3,697,475</b>	<b>0.11%</b>	<b>0.35%</b>	<b>2,708</b>	<b>247</b>
1 KD HOLDING	16,224,404	70,741	0	3,697,475	0.11%	0.35%	2,703	246
2 ZDRAVILIŠČE ROGAŠKA	4,995	22	0	0	0.00%	0.00%	5	1
3 HIPOTEKARNA BANKA	0	0	0	0	0.00%	0.00%	0	0
4 PRIMOFIN	0	0	0	0	0.00%	0.00%	0	0

## 2. Bonds

Issue	Total (in SIT)	Total (in EUR )	Block trades (in SIT)	Cross trades (in SIT)	Share in total turnover on free market	Share in turnover of bonds	Volume in pieces	Number of bargains
<b>Bonds</b>	<b>2,526,434,583</b>	<b>11,018,903</b>	<b>1,167,807,905</b>	<b>377,445,940</b>	<b>16.92%</b>	<b>100.00%</b>	<b>898,467</b>	<b>511</b>
1 SLOV. ODŠKODNINSKA DRUŽBA 2 <sup>nd</sup> issue	1,687,766,610	7,359,414	382,053,849	324,532,023	11.30%	66.80%	150,651	501
2 NAMA 1 <sup>st</sup> issue	741,536,284	3,236,033	741,536,284	0	4.97%	29.35%	745,242	2
3 NLB 7 <sup>th</sup> issue	46,410,000	202,194	0	46,410,000	0.31%	1.84%	455	2
4 PROBANKA 4 <sup>th</sup> issue	44,217,772	192,907	44,217,772	0	0.30%	1.75%	1,931	1
5 PROBANKA 5 <sup>th</sup> issue	3,672,940	16,002	0	3,672,940	0.02%	0.15%	160	3
6 STANOVANJSKI SKLAD 3 <sup>rd</sup> issue	2,830,977	12,353	0	2,830,977	0.02%	0.11%	28	2
7 AUTOCOMMERCE 1 <sup>st</sup> issue	0	0	0	0	0.00%	0.00%	0	0
8 BANKA KOPER 3 <sup>rd</sup> issue	0	0	0	0	0.00%	0.00%	0	0
9 BANKA KOPER 4 <sup>th</sup> issue	0	0	0	0	0.00%	0.00%	0	0
10 BORZNA DRUŽBA POTEZA 2 <sup>nd</sup> issue	0	0	0	0	0.00%	0.00%	0	0
11 KD INVESTMENTS 1 <sup>st</sup> issue	0	0	0	0	0.00%	0.00%	0	0
12 NLB 8 <sup>th</sup> issue	0	0	0	0	0.00%	0.00%	0	0
13 SI.MOBIL 1 <sup>st</sup> issue	0	0	0	0	0.00%	0.00%	0	0
14 SIP STROJNA INDUSTRIJA 1 <sup>st</sup> issue, A series	0	0	0	0	0.00%	0.00%	0	0
15 SIP STROJNA INDUSTRIJA 1 <sup>st</sup> issue, B series	0	0	0	0	0.00%	0.00%	0	0
16 UBK KONVERTIBILNE	0	0	0	0	0.00%	0.00%	0	0
17 VIPA	0	0	0	0	0.00%	0.00%	0	0
<b>Total free market (shares and bonds)</b>	<b>7,106,847,118</b>	<b>30,986,274</b>	<b>3,262,743,254</b>	<b>1,807,937,459</b>	<b>47.60%</b>	<b>-</b>	<b>2,888,566</b>	<b>4,667</b>

### 3. Investment funds

Issue	Total (in SIT)	Total (in EUR)	Block trades (in SIT)	Cross trades (in SIT)	Share in total turnover on free market	Share in turnover of investment funds	Volume in pieces	Number of bargains
<b>Total investment funds</b>	<b>4,089,108,691</b>	<b>17,825,904</b>	<b>1,049,999,086</b>	<b>507,505,788</b>	<b>27.39%</b>	<b>100.00%</b>	<b>50,896,885</b>	<b>14,779</b>
1 Closed-end funds	568,840,843	2,479,644	0	65,780,022	3.81%	13.91%	2,629,288	1,725
2 Authorised closed-end funds	3,520,267,848	15,346,260	1,049,999,086	441,725,766	23.58%	86.09%	48,267,597	13,054

#### 3.1. Closed-end funds

Issue	Total (in SIT)	Total (in EUR)	Block trades (in SIT)	Cross trades (in SIT)	Share in total turnover on free market	Share in turnover of closed-end funds	Volume in pieces	Number of bargains
<b>Total closed-end funds</b>	<b>3,955,737,883</b>	<b>17,244,114</b>	<b>1,746,649,909</b>	<b>270,201,821</b>	<b>26.49%</b>	<b>100.00%</b>	<b>17,158,882</b>	<b>6,234</b>
1 TRIGLAV STEBER 1	2,794,125,189	12,179,796	1,587,490,432	155,130,444	18.71%	70.63%	13,197,906	2,173
2 NFD 1	568,840,843	2,479,644	0	65,780,022	3.81%	14.38%	2,629,288	1,725
3 INFOND ID	417,154,427	1,818,811	159,159,477	25,689,577	2.79%	10.55%	212,094	1,488
4 ID KD	175,617,424	765,863	0	23,601,778	1.18%	4.44%	1,119,594	848

#### 3.2. Authorised closed-end funds

Issue	Total (in SIT)	Total (in EUR)	Block trades (in SIT)	Cross trades (in SIT)	Share in total turnover on free market	Share in turnover of auth. closed-end funds	Volume in pieces	Number of bargains
<b>Total authorised closed-end funds</b>	<b>3,520,267,848</b>	<b>15,346,260</b>	<b>1,049,999,086</b>	<b>441,725,766</b>	<b>23.58%</b>	<b>100.00%</b>	<b>48,267,597</b>	<b>13,054</b>
1 ATENA PID	837,816,608	3,653,494	665,800,538	73,012,823	23.58%	23.80%	12,163,548	959
2 ZLATA MONETA 1	615,538,062	2,683,108	0	78,215,456	5.61%	17.49%	3,146,168	1,099
3 NFD 2	432,608,342	1,884,695	241,671,548	54,999,915	4.12%	12.29%	9,296,034	1,605
4 KRONA SENIOR	305,025,103	1,329,574	92,160,000	39,634,039	2.90%	8.66%	3,147,144	616
5 MAKSIMA 1	299,392,195	1,305,191	0	30,580,301	2.04%	8.50%	3,210,571	1,349
6 ZVON ENA	228,963,078	998,346	0	26,351,194	2.01%	6.50%	1,592,446	1,006
7 TRIGLAV STEBER II	159,771,246	696,506	0	16,369,296	1.53%	4.54%	3,294,133	1,080
8 PID KD	87,739,184	382,374	0	12,451,615	1.07%	2.49%	2,327,925	823
9 INFOND PID	83,500,945	364,141	0	33,256,054	1.07%	2.37%	1,843,451	1,169
10 POMURSKA INV.DRUŽBA 1	76,913,959	335,370	0	23,516,851	0.56%	2.18%	342,235	300
11 PID VIPA INVEST	76,712,923	334,453	0	14,115,712	0.52%	2.18%	919,804	118
12 ARKADA ENA	71,593,335	312,285	50,367,000	4,220,055	0.51%	2.03%	1,175,152	197
13 ZLATA MONETA II	66,876,752	291,535	0	3,458,559	0.48%	1.90%	1,700,743	514
14 ZVON DVA	64,986,798	283,277	0	5,607,994	0.45%	1.85%	1,542,941	812
15 VIZIJA DPB	20,801,705	90,700	0	233,675	0.44%	0.59%	320,017	141
16 MODRA LINJA	15,926,859	69,395	0	8,032,984	0.14%	0.45%	101,632	87
17 POOBLAŠČENA POMURSKA INV. DRUŽBA	14,764,521	64,359	0	5,200,582	0.11%	0.42%	459,133	276
18 NIKA 2	10,446,379	45,582	0	7,390,903	0.10%	0.30%	238,882	57
19 KS-sklad 2	7,192,062	31,362	0	1,391,025	0.07%	0.20%	177,697	83
20 SETEV	5,938,460	25,882	0	0	0.05%	0.17%	181,714	39
21 NIKA 1	5,928,986	25,854	0	200,116	0.04%	0.17%	183,910	99
22 NIKA	5,709,101	24,887	0	0	0.04%	0.16%	144,612	80
23 MERCATA	5,602,593	24,431	0	267,271	0.04%	0.16%	130,999	138
24 PID AKTIVA AVANT I	4,075,070	17,767	0	1,822,895	0.04%	0.12%	106,766	88
25 MERCATA 1	3,911,561	17,051	0	805,352	0.03%	0.11%	111,144	122
26 TRDNJAVA	3,375,682	14,714	0	304,692	0.03%	0.10%	128,085	47
27 KS - SKLAD 4	3,118,154	13,601	0	184,452	0.02%	0.09%	85,436	69
28 PLOD	1,997,107	8,705	0	0	0.02%	0.06%	63,694	20
29 TRGATEV	1,533,623	6,686	0	0	0.01%	0.04%	50,700	29
30 CAPIINVEST 2	1,516,865	6,612	0	0	0.01%	0.04%	46,668	17
31 TRDNJAVA I	990,590	4,323	0	101,955	0.01%	0.03%	38,213	15

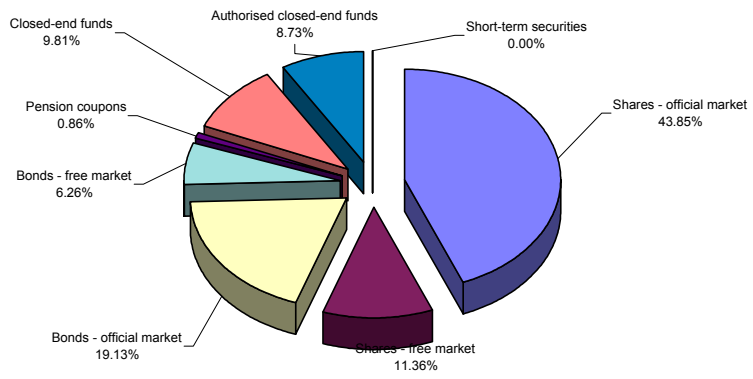
Pension coupons	348,229,954	1,518,277	0	55,905,661	2.33%	-	7,232,017	6,014
-----------------	-------------	-----------	---	------------	-------	---	-----------	-------

Short-term securities	0	0	0	0	0.00%	-	0	0
-----------------------	---	---	---	---	-------	---	---	---

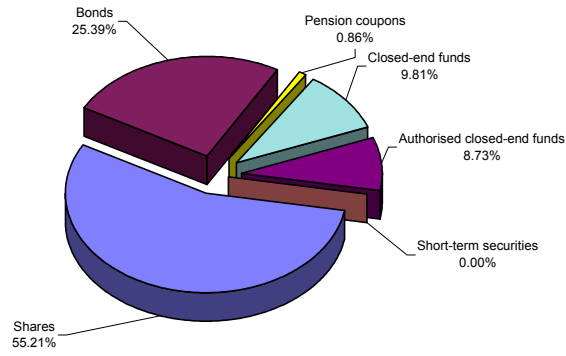
<b>Total free market</b>	<b>14,931,082,803</b>	<b>65,094,925</b>	<b>6,059,392,249</b>	<b>2,575,770,707</b>	<b>100.00%</b>	<b>-</b>	<b>75,547,062</b>	<b>29,969</b>
--------------------------	-----------------------	-------------------	----------------------	----------------------	----------------	----------	-------------------	---------------

<b>Total turnover in November 2002</b>	<b>40,334,016,080</b>	<b>175,839,075</b>	<b>15,712,605,407</b>	<b>5,399,006,357</b>	<b>-</b>	<b>-</b>	<b>78,489,220</b>	<b>44,937</b>
--	-----------------------	--------------------	-----------------------	----------------------	----------	----------	-------------------	---------------

Structure of turnover by securities in November 2002



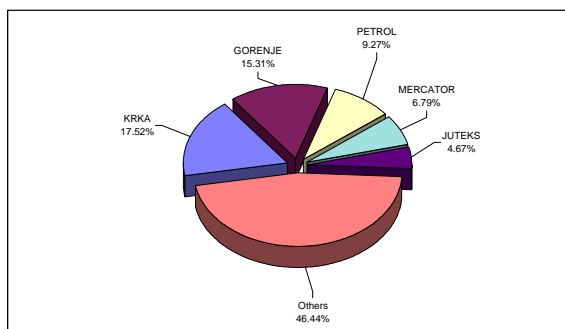
Structure of turnover by securities - all markets - November 2002



### C3) MOST TRADED SECURITIES IN NOVEMBER 2002

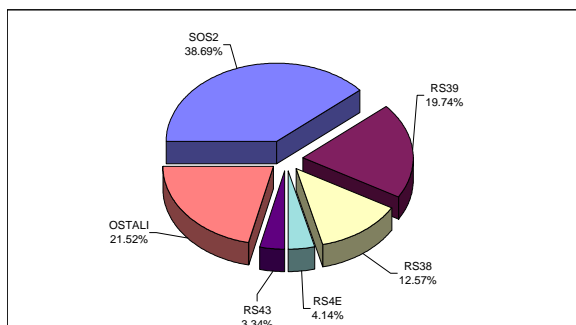
#### MOST TRADED SHARES

Issuer	Turnover (in SIT) - order book trades only	Market capitalisation as of 31 November 2002 (in SIT)	Number of bargains - order book trades only
KRKA	2,841,175,127	161,850,464,217	2,722
GORENJE	2,483,095,729	58,515,958,000	3,166
PETROL	1,503,081,418	89,547,627,358	1,394
MERCATOR	1,101,069,313	83,077,441,137	1,019
JUTEKS	757,539,202	13,149,420,143	76
Others	7,532,678,751	860,577,231,217	9,191
<b>Total</b>	<b>16,218,639,540</b>	<b>1,266,718,142,072</b>	<b>17,568</b>



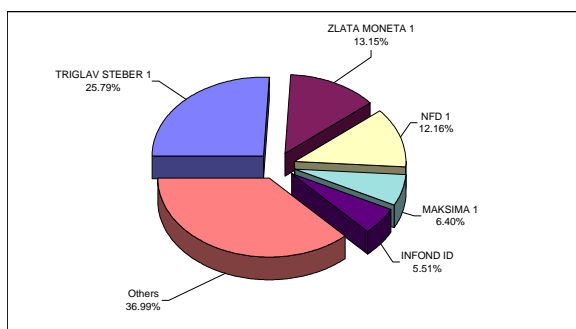
#### MOST TRADED BONDS

Issue	Turnover (in SIT) - order book trades only	Market capitalisation as of 31 November 2002 (in SIT)	Number of bargains - order book trades only
SLOVENSKA ODŠKODNINSKA DRUŽBA 2 <sup>nd</sup> issue	1,305,712,761	121,968,014,453	495
REPUBLIKA SLOVENIJA 39 <sup>th</sup> issue	666,186,271	28,164,000,000	935
REPUBLIKA SLOVENIJA 38 <sup>th</sup> issue	424,392,072	23,689,854,132	94
REPUBLIKA SLOVENIJA 4 <sup>th</sup> issue	139,749,998	23,494,570,855	95
REPUBLIKA SLOVENIJA 43 <sup>rd</sup> issue	112,796,069	12,066,000,000	24
Others	726,347,272	461,359,149,961	335
<b>Total</b>	<b>3,375,184,443</b>	<b>670,741,589,400</b>	<b>1,978</b>



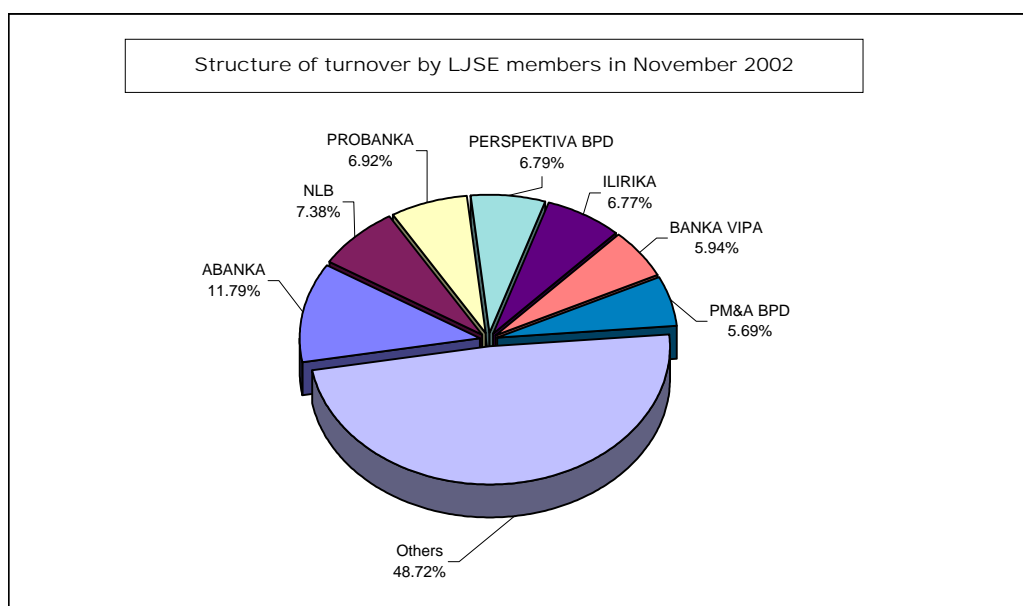
#### MOST TRADED AUTHORISED INVESTMENT FUNDS

Closed-end funds or Authorised closed-end funds	Turnover (in SIT) - order book trades only	Market capitalisation as of 31 November 2002 (in SIT)	Number of bargains - order book trades only
TRIGLAV STEBER 1	1,206,634,757	36,159,503,020	2,160
ZLATA MONETA 1	615,538,062	13,553,698,410	1,099
NFD 1	568,840,843	35,020,957,627	1,725
MAKSIMA 1	299,392,195	21,302,825,074	1,349
INFOND ID	257,994,950	16,481,923,430	1,485
Others	1,730,955,929	139,131,089,465	11,447
<b>Total</b>	<b>4,679,356,736</b>	<b>261,649,997,027</b>	<b>19,265</b>



#### C4) TURNOVER BY LJSE MEMBERS IN NOVEMBER 2002

	Member	Official market (in SIT)	Free market (in SIT)	Total (in SIT)	Share in turnover
1	ABANKA	6,475,222,465	3,039,435,386	9,514,657,851	11.79%
2	NLB	3,051,111,492	2,903,531,071	5,954,642,563	7.38%
3	PROBANKA	2,465,993,839	3,112,335,469	5,578,329,308	6.92%
4	PERSPEKTIVA BPD	4,661,586,932	812,884,180	5,474,471,113	6.79%
5	ILIRIKA	2,322,115,755	3,137,284,423	5,459,400,178	6.77%
6	BANKA VIPA	4,280,484,242	509,367,366	4,789,851,608	5.94%
7	PM&A BPD	2,965,591,480	1,626,980,359	4,592,571,838	5.69%
8	CERTIUS BPH	2,596,337,041	652,210,074	3,248,547,114	4.03%
9	MARIBORSKA BPH	1,890,299,250	1,357,391,879	3,247,691,130	4.03%
10	ARGONOS BPH	1,986,114,579	1,213,624,684	3,199,739,263	3.97%
11	POTEZA	2,142,067,822	976,416,571	3,118,484,392	3.87%
12	MEDVEŠEK PUŠNIK	2,574,227,002	513,726,364	3,087,953,366	3.83%
13	PUBLIKUM	1,423,262,963	1,199,546,726	2,622,809,689	3.25%
14	AC - BORZNO POSREDNIŠKA HIŠA	1,579,947,546	1,001,198,993	2,581,146,539	3.20%
15	FACTOR BANKA	1,370,351,075	1,047,062,283	2,417,413,358	3.00%
16	GBD GORENJSKA BORZNO POSREDNIŠKA DRUŽBA	912,576,722	1,383,869,721	2,296,446,443	2.85%
17	BANK AUSTRIA CREDITANSTALT	1,655,083,124	287,718,815	1,942,801,938	2.41%
18	CELJSKA BORZNO-POSREDNIŠKA HIŠA	701,140,446	1,102,762,837	1,803,903,282	2.24%
19	SKB BANKA	1,189,210,505	437,140,004	1,626,350,509	2.02%
20	BANKA KOPER	366,413,464	1,053,492,605	1,419,906,068	1.76%
21	ZADRUŽNA BANKA	762,572,886	653,169,895	1,415,742,781	1.76%
22	PFC INTERFIN	1,003,015,813	315,642,713	1,318,658,526	1.63%
23	MOJA DELNICA BPH	846,968,349	376,957,379	1,223,925,728	1.52%
24	RAIFFEISEN KREKOVA BANKA	554,447,399	519,212,980	1,073,660,379	1.33%
25	COGITO BIS B.H.	448,994,148	112,504,783	561,498,931	0.70%
26	B P H	202,004,354	250,445,942	452,450,296	0.56%
27	VERITAS BH	173,968,515	177,306,550	351,275,064	0.44%
28	IT MODRA HIŠA	162,643,334	50,083,384	212,726,718	0.26%
29	GORENJSKA BANKA	42,114,010	38,862,156	80,976,166	0.10%
	Skupaj	<b>50,805,866,548</b>	<b>29,862,165,591</b>	<b>80,668,032,139</b>	<b>100.00%</b>





## C5) TURNOVER IN YEARS 2001 AND 2002

### MONTHLY TURNOVER ON OFFICIAL MARKET

Year 2001	Number of trading days	Turnover (in SIT)			Number of bargains	
		per month	average per day	average per bargain	per month	average per day
November	21	28,125,663,189	1,339,317,295	2,966,216	9,482	452
December	18	32,432,636,267	1,801,813,126	3,064,598	10,583	588
<b>TOTAL</b>	<b>247</b>	<b>233,299,236,084</b>	<b>11,430,206,636</b>	<b>26,455,687</b>	<b>104,282</b>	<b>5,085</b>
<b>AVERAGE 2001</b>	20.58	19,441,603,007	944,531,320	2,237,196	8,690	422
<b>YEAR 2002</b>						
January	21	23,391,290,219	1,113,870,963	1,581,668	14,789	704
February	19	17,550,952,342	923,734,334	2,439,326	7,195	379
March	21	22,519,454,300	1,072,354,967	1,881,482	11,969	570
April	21	27,541,116,228	1,311,481,725	1,924,068	14,314	682
May	20	25,381,807,237	1,269,090,362	1,984,504	12,790	640
June	19	19,791,779,374	1,041,672,599	2,211,125	8,951	471
July	23	31,589,908,982	1,373,474,304	3,492,141	9,046	393
August	21	29,086,116,707	1,385,053,177	2,377,288	12,235	583
September	21	26,795,304,876	1,275,966,899	1,859,881	14,407	686
October	22	31,821,503,554	1,446,431,980	2,291,625	13,886	631
November	20	25,402,933,277	1,270,146,664	1,697,149	14,968	748
<b>TOTAL</b>	<b>228</b>	<b>280,872,167,096</b>	<b>13,483,277,972</b>	<b>23,740,258</b>	<b>134,550</b>	<b>6,486</b>
<b>AVERAGE 2002</b>	20.73	25,533,833,372	1,231,895,470	2,087,493	12,232	590

### MONTHLY TURNOVER ON FREE MARKET \*

Year 2001	Number of trading days	Turnover (in SIT)			Number of bargains	
		per month	average per day	average per bargain	per month	average per day
November	21	12,103,862,821	576,374,420	649,837	18,626	887
December	18	14,151,915,892	786,217,550	888,158	15,934	885
<b>TOTAL</b>	<b>247</b>	<b>115,344,335,116</b>	<b>5,671,209,874</b>	<b>6,755,854</b>	<b>215,875</b>	<b>10,525</b>
<b>AVERAGE 2001</b>	20.58	9,612,027,926	466,981,114	534,311	17,990	874
<b>YEAR 2002</b>						
January	21	6,646,213,927	316,486,377	369,501	17,987	857
February	19	13,109,093,513	689,952,290	533,584	24,568	1,293
March	21	14,804,700,956	704,985,760	501,446	29,524	1,406
April	21	13,376,800,464	636,990,498	491,650	27,208	1,296
May	20	10,600,088,172	530,004,409	434,163	24,415	1,221
June	19	11,496,974,652	605,103,929	599,113	19,190	1,010
July	23	8,561,384,159	372,234,094	455,417	18,799	817
August	21	9,073,745,435	432,083,116	609,426	14,889	709
September	21	14,737,526,110	701,786,958	789,581	18,665	889
October	22	20,786,909,622	944,859,528	626,451	33,182	1,508
November	20	14,931,082,803	746,554,140	498,218	29,969	1,498
<b>TOTAL</b>	<b>228</b>	<b>138,124,519,813</b>	<b>6,681,041,099</b>	<b>5,908,550</b>	<b>258,396</b>	<b>12,504</b>
<b>AVERAGE 2002</b>	20.73	12,556,774,528	605,809,297	534,546	23,491	1,133

\* Includes the turnover of shares, bonds, inv.funds, short-term securities and pension coupons.

MONTHLY TURNOVER ON ALL MARKETS

Year 2001	Number of trading days	Turnover (in SIT)			Number of bargains	
		per month	average per day	average per bargain	per month	average per day
November	21	40,229,526,010	1,915,691,715	1,431,248	28,108	1,338
December	18	46,584,552,159	2,588,030,676	1,756,781	26,517	1,473
<b>TOTAL</b>	<b>247</b>	<b>348,643,571,200</b>	<b>17,101,416,510</b>	<b>33,211,541</b>	<b>320,157</b>	<b>15,610</b>
<b>AVERAGE 2001</b>	21	29,053,630,933	1,411,512,434	1,088,977	27,313	1,296
<b>YEAR 2002</b>						
January	21	30,037,504,146	1,430,357,340	916,448	32,776	1,561
February	19	30,660,045,855	1,613,686,624	965,276	31,763	1,672
March	21	37,324,155,256	1,777,340,726	899,529	41,493	1,976
April	21	40,917,916,692	1,948,472,223	985,451	41,522	1,977
May	20	35,981,895,409	1,799,094,770	967,125	37,205	1,860
June	19	31,288,754,026	1,646,776,528	1,111,857	28,141	1,481
July	23	40,151,293,141	1,745,708,397	1,441,957	27,845	1,211
August	21	38,159,862,142	1,817,136,292	1,406,867	27,124	1,292
September	21	41,532,830,986	1,977,753,856	1,255,831	33,072	1,579
October	22	52,608,413,176	2,391,291,508	1,117,711	47,068	2,139
November	20	40,334,016,080	2,016,700,804	897,568	44,937	2,247
<b>TOTAL</b>	<b>228</b>	<b>418,996,686,909</b>	<b>20,164,319,071</b>	<b>11,965,619</b>	<b>392,946</b>	<b>18,990</b>
<b>AVERAGE 2002</b>	21	38,090,607,901	1,837,704,767	1,066,296	35,722	1,723

TURNOVER BY SECURITIES ON ALL MARKETS OF LJUBLJANA STOCK EXCHANGE IN YEARS 1998 - 2002

**Total turnover and number of bargains**

Year	Number of trading days	Turnover (in SIT)			Number of bargains	
		per year	average per day	average per bargain	per year	average per day
2002	228	418,996,686,909	1,837,704,767	1,066,296	392,946	1,723
2001	247	348,643,571,200	1,411,512,434	1,088,977	320,157	1,296
2000	249	269,617,104,598	1,082,799,617	679,818	396,602	1,593
1999	254	265,671,058,734	1,045,949,050	594,292	447,038	1,760
1998	252	173,374,959,032	687,995,869	729,680	237,604	943

**Average turnover and number of bargains**

Year	Turnover (in SIT)			Number of bargains	
	per month	per day	per bargain	per month	per day
2002	38,090,607,901	1,837,704,767	1,066,296	35,722	1,723
2001	29,053,630,933	1,411,512,434	1,088,977	26,680	1,296
2000	22,468,092,050	1,082,799,617	679,818	33,050	1,593
1999	22,139,254,895	1,045,949,050	594,292	37,253	1,760
1998	14,447,913,253	687,995,869	729,680	19,800	943

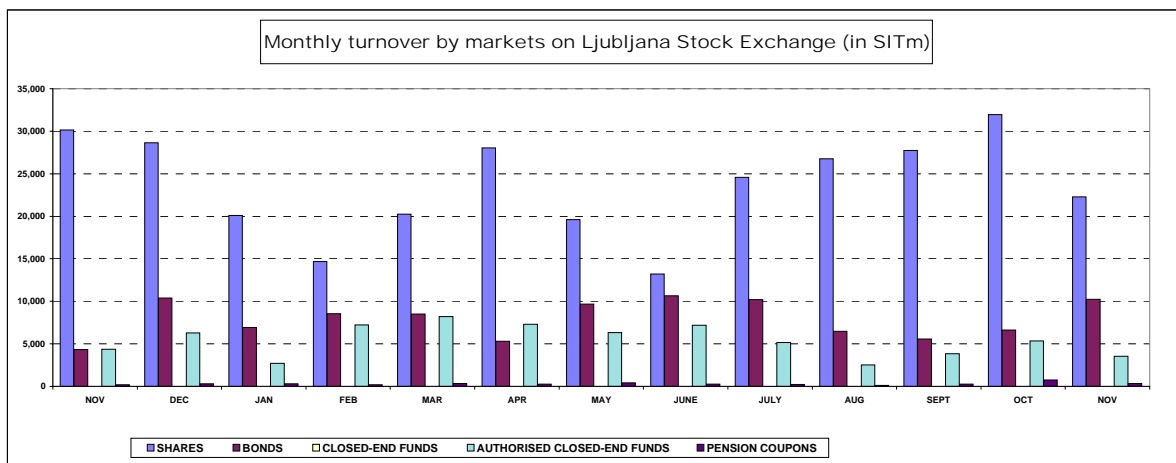
## STRUCTURE OF TURNOVER

MONTHLY TURNOVER BY MARKETS ON LJUBLJANA STOCK EXCHANGE (in SIT)

MONTH	OFFICIAL MARKET		FREE MARKET					TOTAL	
	SHARES	BONDS	SHARES	BONDS	CLOSED-END FUNDS	AUTHORISED CLOSED-END FUNDS	PENSION COUPONS		SHORT-TERM SECURITIES
<b>YEAR 2001</b>									
November	25,726,412,383	2,399,250,805	4,416,214,030	1,938,369,043	-	4,356,984,421	205,917,427	1,186,377,900	40,229,526,009
December	23,505,357,701	8,927,278,566	5,123,846,536	1,444,103,093	-	6,294,858,883	291,528,880	997,578,500	46,584,552,159
<b>Total 2001</b>	<b>194,498,268,846</b>	<b>38,800,967,235</b>	<b>42,641,447,807</b>	<b>12,818,739,696</b>	<b>-</b>	<b>55,402,203,505</b>	<b>1,651,884,886</b>	<b>2,830,059,212</b>	<b>348,643,571,187</b>
<b>YEAR 2002</b>									
January	17,961,471,697	5,429,818,522	2,126,834,395	1,503,751,323	-	2,715,438,305	300,189,904	0	30,037,504,146
February	11,323,889,104	6,227,063,238	3,360,542,952	2,306,401,914	-	7,239,288,099	202,860,548	0	30,660,045,855
March	15,957,290,362	6,562,163,938	4,284,968,742	1,954,953,429	-	8,220,585,061	344,193,724	0	37,324,155,256
April	24,326,522,540	3,214,593,688	3,700,246,073	2,091,962,539	-	7,312,735,020	271,856,831	0	40,917,916,691
May	17,218,620,600	8,163,186,637	2,390,529,855	1,499,206,805	-	6,305,661,711	404,689,801	0	35,981,895,409
June	10,921,241,382	8,870,537,992	2,278,918,076	1,765,347,941	-	7,179,898,819	272,809,817	0	31,288,754,027
July	22,626,904,234	8,963,004,748	1,959,080,370	1,237,270,328	-	5,143,662,175	221,371,286	0	40,151,293,141
August	24,631,497,229	4,454,619,478	2,116,942,661	2,035,100,357	2,292,541,631	2,514,027,040	115,133,745	0	38,159,862,141
September	25,008,605,663	1,786,699,213	2,718,403,776	3,787,321,789	4,143,623,856	3,822,754,306	265,422,383	0	41,532,830,986
October	26,926,761,883	4,894,741,671	5,022,780,647	1,739,044,477	7,703,798,067	5,337,682,913	749,120,697	234,482,821	52,608,413,176
November	17,686,683,796	7,716,249,481	4,580,412,535	2,526,434,583	3,955,737,883	3,520,267,848	348,229,954	0	40,334,016,080
<b>Total 2002</b>	<b>214,589,488,490</b>	<b>66,282,678,606</b>	<b>34,539,660,082</b>	<b>22,446,795,485</b>	<b>18,095,701,437</b>	<b>59,312,001,297</b>	<b>3,495,878,690</b>	<b>234,482,821</b>	<b>418,996,686,908</b>

MONTHLY TURNOVER BY SECURITIES ON LJUBLJANA STOCK EXCHANGE (in SIT)

MONTH	SHARES	BONDS	CLOSED-END FUNDS	AUTHORISED CLOSED-END FUNDS	PENSION COUPONS	SHORT-TERM SECURITIES	TOTAL
<b>YEAR 2001</b>							
November	30,142,626,413	4,337,619,848	-	4,356,984,421	205,917,427	1,186,377,900	40,229,526,009
December	28,629,204,237	10,371,381,659	-	6,294,858,883	291,528,880	997,578,500	46,584,552,159
<b>Total 2001</b>	<b>237,139,716,649</b>	<b>51,619,706,929</b>	<b>-</b>	<b>55,402,203,505</b>	<b>1,651,884,886</b>	<b>2,830,059,212</b>	<b>348,643,571,184</b>
<b>YEAR 2002</b>							
January	20,088,306,092	6,933,569,845	-	2,715,438,305	300,189,904	0	30,037,504,146
February	14,684,432,056	8,533,465,152	-	7,239,288,099	202,860,548	0	30,660,045,855
March	20,242,259,104	8,517,117,367	-	8,220,585,061	344,193,724	0	37,324,155,256
April	28,026,768,613	5,306,566,227	-	7,312,735,020	271,856,831	0	40,917,916,691
May	19,609,150,455	9,662,393,442	-	6,305,661,711	404,689,801	0	35,981,895,409
June	13,200,159,458	10,635,885,933	-	7,179,898,819	272,809,817	0	31,288,754,027
July	24,585,984,604	10,200,275,076	-	5,143,662,175	221,371,286	0	40,151,293,141
August	26,748,439,890	6,489,719,835	2,292,541,631	2,514,027,040	115,133,745	0	38,159,862,141
September	27,727,009,439	5,574,021,002	4,143,623,856	3,822,754,306	265,422,383	0	41,532,830,986
October	31,949,542,530	6,633,786,148	7,703,798,067	5,337,682,913	749,120,697	234,482,821	52,608,413,176
November	22,267,096,331	10,242,684,064	3,955,737,883	3,520,267,848	348,229,954	0	40,334,016,080
<b>Total 2002</b>	<b>249,129,148,572</b>	<b>88,729,474,091</b>	<b>18,095,701,437</b>	<b>59,312,001,297</b>	<b>3,495,878,690</b>	<b>234,482,821</b>	<b>418,996,686,908</b>



## D) MARKET CAPITALISATION

### MARKET CAPITALISATION - OFFICIAL MARKET (in SIT)

	30 Nov 2001	31 Dec 2001	31 Oct 2002	30 Nov 2002	Index 30 Nov 2002 / 31 Oct 2002	Index 30 Nov 2002 / 31 Dec 2001	Index 30 Nov 2002 / 30 Nov 2001	Share
<b>SHARES</b>	<b>680,938,938,257</b>	<b>697,253,506,985</b>	<b>1,052,028,069,278</b>	<b>1,044,321,555,261</b>	<b>99</b>	<b>150</b>	<b>153</b>	<b>66.54%</b>
Banks	71,192,159,313	79,442,339,672	31,452,487,250	33,467,413,675	106	42	47	3.20%
Companies	609,746,778,944	617,811,167,313	1,020,575,582,028	1,010,854,141,586	99	164	166	96.80%
<b>BONDS</b>	<b>277,421,113,490</b>	<b>288,037,807,017</b>	<b>473,819,292,133</b>	<b>525,097,221,395</b>	<b>111</b>	<b>182</b>	<b>189</b>	<b>33.46%</b>
State	220,085,541,727	228,546,965,439	421,607,739,584	469,548,154,656	111	205	213	89.42%
Banks	48,927,133,057	51,348,800,666	44,305,748,832	47,621,363,847	107	93	97	9.07%
Companies	8,408,438,706	8,142,040,911	7,905,803,716	7,927,702,892	100	97	94	1.51%
<b>TOTAL</b>	<b>958,360,051,746</b>	<b>985,291,314,002</b>	<b>1,525,847,361,411</b>	<b>1,569,418,776,655</b>	<b>103</b>	<b>159</b>	<b>164</b>	<b>100.00%</b>

### MARKET CAPITALISATION - FREE MARKET (in SIT)

	30 Nov 2001	31 Dec 2001	31 Oct 2002	30 Nov 2002	Index 30 Nov 2002 / 31 Oct 2002	Index 30 Nov 2002 / 31 Dec 2001	Index 30 Nov 2002 / 30 Nov 2001	Share
<b>SHARES</b>	<b>154,758,518,664</b>	<b>152,735,137,497</b>	<b>218,559,257,864</b>	<b>222,396,586,811</b>	<b>102</b>	<b>146</b>	<b>144</b>	<b>41.80%</b>
Banks	1,517,700,000	1,517,700,000	1,517,700,000	1,517,700,000	100	100	100	0.68%
Companies	153,240,818,664	151,217,437,497	217,041,557,864	220,878,886,811	102	146	144	99.32%
<b>BONDS</b>	<b>73,549,982,980</b>	<b>72,881,061,519</b>	<b>131,174,879,146</b>	<b>145,644,368,006</b>	<b>111</b>	<b>200</b>	<b>198</b>	<b>27.37%</b>
State	63,219,822,267	62,524,585,291	118,862,799,549	123,939,632,664	104	198	196	85.10%
Communities	22,718,439	22,786,828	-	-	-	-	-	-
Banks	4,847,058,055	4,856,624,595	6,365,203,047	15,743,760,019	247	324	325	10.81%
Companies	5,460,384,219	5,477,064,804	5,946,876,550	5,960,975,323	100	109	109	4.09%
<b>PENSION COUPONS</b>	<b>6,325,207,944</b>	<b>6,693,138,166</b>	<b>5,058,845,472</b>	<b>4,854,497,689</b>	<b>96</b>	<b>73</b>	<b>77</b>	<b>0.91%</b>
<b>CLOSED-END FUNDS</b>	<b>-</b>	<b>-</b>	<b>96,348,992,781</b>	<b>102,459,722,347</b>	<b>-</b>	<b>-</b>	<b>-</b>	<b>19.26%</b>
<b>AUTH. CLOSED-END FUNDS</b>	<b>160,794,666,228</b>	<b>162,367,936,564</b>	<b>143,366,960,406</b>	<b>159,190,274,679</b>	<b>111</b>	<b>98</b>	<b>99</b>	<b>29.92%</b>
<b>TOTAL *</b>	<b>395,428,375,816</b>	<b>394,677,273,745</b>	<b>498,159,942,887</b>	<b>532,085,727,185</b>	<b>107</b>	<b>135</b>	<b>135</b>	<b>100.00%</b>

<b>TOTAL SHARES</b>	<b>835,697,456,921</b>	<b>849,988,644,482</b>	<b>1,270,587,327,142</b>	<b>1,266,718,142,072</b>	<b>100</b>	<b>149</b>	<b>152</b>	<b>57.47%</b>
---------------------	------------------------	------------------------	--------------------------	--------------------------	------------	------------	------------	---------------

<b>TOTAL BONDS</b>	<b>350,971,096,470</b>	<b>360,918,868,536</b>	<b>604,994,171,279</b>	<b>670,741,589,400</b>	<b>111</b>	<b>186</b>	<b>191</b>	<b>30.43%</b>
--------------------	------------------------	------------------------	------------------------	------------------------	------------	------------	------------	---------------

<b>PENSION COUPONS</b>	<b>6,325,207,944</b>	<b>6,693,138,166</b>	<b>5,058,845,472</b>	<b>4,854,497,689</b>	<b>96</b>	<b>73</b>	<b>77</b>	<b>0.22%</b>
------------------------	----------------------	----------------------	----------------------	----------------------	-----------	-----------	-----------	--------------

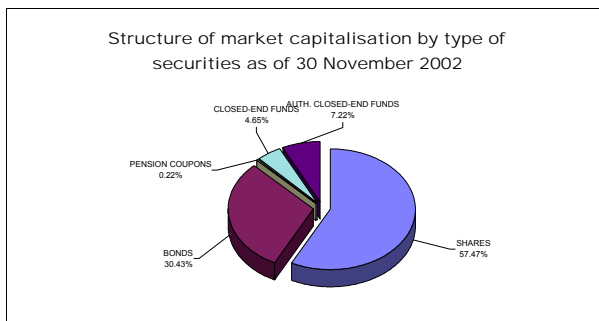
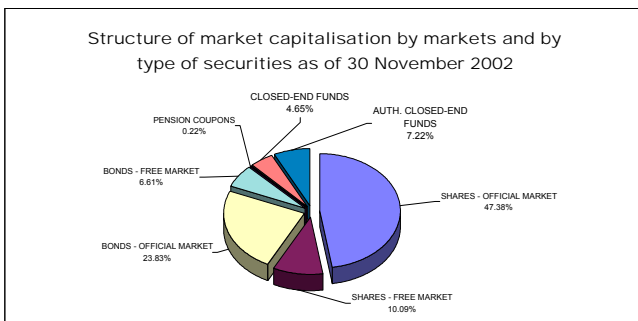
<b>INVESTMENT FUNDS</b>	<b>160,794,666,228</b>	<b>162,367,936,564</b>	<b>239,715,953,187</b>	<b>261,649,997,027</b>	<b>109</b>	<b>161</b>	<b>163</b>	<b>11.87%</b>
-------------------------	------------------------	------------------------	------------------------	------------------------	------------	------------	------------	---------------

<b>TOTAL CAPITALISATION ON LJSE *</b>	<b>1,353,788,427,562</b>	<b>1,379,968,587,748</b>	<b>2,120,356,297,080</b>	<b>2,203,964,226,187</b>	<b>104</b>	<b>160</b>	<b>163</b>	<b>100.00%</b>
---------------------------------------	--------------------------	--------------------------	--------------------------	--------------------------	------------	------------	------------	----------------

\* Investment funds are included in market capitalisation

#### EXCHANGE RATES

1USD=248.0418 SIT as of 30 Nov 2001	1USD=250.9458 SIT as of 31 Dec 2001	1USD=232.5530 SIT as of 31 Oct 2002	1USD=231.2675 SIT as of 30 Nov 2002
1EUR=220.7076 SIT as of 30 Nov 2001	1EUR=221.4096 SIT as of 31 Dec 2001	1EUR=228.9717 SIT as of 31 Oct 2002	1EUR=229.6486 SIT as of 30 Nov 2002



D1) MARKET CAPITALISATION OF SHARES - OFFICIAL MARKET AS OF 30 NOVEMBER 2002

Issue	Number of shares traded	Number of issued shares	Share of traded shares	Price as of 29 Nov 2002	Market capitalisation as of 30 Nov 2002 (in SIT)	Market capitalisation as of 30 Nov 2002 (in EUR)	Market capitalisation as of 30 Nov 2002 (in USD)
<b>Common shares</b>	-	-	-	-	<b>1,026,074,230,318</b>	<b>4,468,018,661</b>	<b>4,436,741,999</b>
1 KRKA	3,542,612	3,542,612	100.00%	45,687 SIT	161,850,464,217	704,774,443	699,840,938
2 LEK	1,790,623	1,792,782	99.88%	85,000 SIT	152,202,955,000	662,764,567	658,125,136
3 PETROL	2,086,301	2,086,301	100.00%	42,922 SIT	89,547,627,358	389,933,260	387,203,681
4 MERCATOR	3,208,504	3,208,504	100.00%	25,893 SIT	83,077,441,137	361,758,971	359,226,615
5 GORENJE	12,200,000	12,200,000	100.00%	4,796 SIT	58,515,958,000	254,806,509	253,022,833
6 PIVOVARNA LAŠKO	8,747,652	8,747,652	100.00%	6,534 SIT	57,159,782,464	248,901,071	247,158,734
7 SAVA	1,720,987	1,720,987	100.00%	30,001 SIT	51,631,227,728	224,827,096	223,253,279
8 INTEREUROPA	7,902,413	7,902,413	100.00%	5,675 SIT	44,849,038,644	195,294,196	193,927,113
9 ISTRABENZ	5,180,000	5,180,000	100.00%	8,172 SIT	42,333,446,400	184,340,102	183,049,700
10 PIVOVARNA UNION	451,114	451,114	100.00%	75,001 SIT	33,834,001,114	147,329,446	146,298,123
11 LUKA KOPER	7,140,000	7,140,000	100.00%	4,567 SIT	32,610,450,600	142,001,521	141,007,494
12 BANKA KOPER	531,359	531,359	100.00%	55,556 SIT	29,519,914,925	128,543,849	127,644,027
13 DROGA PORTOROŽ	282,768	282,768	100.00%	91,800 SIT	25,958,102,400	113,034,011	112,242,760
14 MERKUR	912,585	912,585	100.00%	24,997 SIT	22,811,440,078	99,331,936	98,636,601
15 TERME ČATEŽ	674,971	674,971	100.00%	26,981 SIT	18,211,156,311	79,300,097	78,744,987
16 KOLINSKA	3,166,992	3,169,525	99.92%	5,430 SIT	17,196,069,822	74,879,924	74,355,756
17 DELO	667,464	667,464	100.00%	25,005 SIT	16,690,070,813	72,676,562	72,167,818
18 SALUS series B	348,765	348,765	100.00%	37,873 SIT	13,208,672,216	57,516,885	57,114,260
19 SALUS - SERIJA B	134,980	134,980	100.00%	94,800 SIT	12,796,082,403	55,720,272	55,330,223
20 ETOL	274,576	274,576	100.00%	37,630 SIT	10,332,294,880	44,991,761	44,676,813
21 AERODROM	1,936,229	1,936,229	100.00%	4,110 SIT	7,957,901,190	34,652,513	34,409,942
22 RADENSKA	5,061,856	5,061,856	100.00%	1,475 SIT	7,466,237,600	32,511,575	32,283,990
23 TERME 3000	2,861,843	2,861,843	100.00%	2,329 SIT	6,664,917,544	29,022,243	28,819,084
24 ŽIVILA KRANJ	319,997	319,997	100.00%	17,005 SIT	5,441,408,186	23,694,498	23,528,633
25 COMET	1,700,688	1,700,688	100.00%	3,150 SIT	5,356,997,131	23,326,931	23,163,640
26 KOMPAS MTS	3,526,714	3,526,714	100.00%	1,450 SIT	5,113,629,499	22,267,192	22,111,319
27 MLINOTEST	2,389,177	2,389,177	100.00%	1,703 SIT	4,069,007,349	17,718,407	17,594,376
28 EMONA OBALA KOPER	1,741,456	1,741,456	100.00%	1,760 SIT	3,064,527,196	13,344,419	13,251,007
29 DELO PRODAJA	593,549	593,549	100.00%	5,096 SIT	3,024,434,865	13,169,838	13,077,648
30 GRADB.PODJETJE GROSUPLJE	199,411	199,411	100.00%	8,000 SIT	1,595,288,000	6,946,648	6,898,021
31 TEHNOUNION	84,005	84,005	100.00%	12,000 SIT	1,008,060,000	4,389,576	4,358,849
32 GEODETSKI ZAVOD SLOVENIJE	379,820	379,820	100.00%	2,200 SIT	835,604,000	3,638,620	3,613,149
33 NIKA	186,695	186,695	100.00%	750 SIT	140,021,250	609,720	605,451
<b>Preferred shares</b>	-	-	-	-	<b>18,247,324,943</b>	<b>79,457,593</b>	<b>78,901,380</b>
1 LEK	140,193	140,394	99.86%	102,001 SIT	14,299,826,193	62,268,292	61,832,407
2 PROBANKA	400,000	400,000	100.00%	5,650 SIT	2,260,000,000	9,841,122	9,772,233
3 BANKA VIPA	17,500	17,500	100.00%	96,429 SIT	1,687,498,750	7,348,178	7,296,740
<b>TOTAL SHARES</b>	-	-	-	-	<b>1,044,321,555,261</b>	<b>4,547,476,254</b>	<b>4,515,643,379</b>

EXCHANGE RATES	1 USD=	231.2675 SIT as of 30 Nov 2002
	1 EUR=	229.6486 SIT as of 30 Nov 2002

MARKET CAPITALISATION OF SHARES - FREE MARKET AS OF 30 NOVEMBER 2002

	Issue	Number of shares traded	Number of issued shares	Share of traded shares	Price as of 29 Nov 2002	Market capitalisation as of 30 Nov 2002 (in SIT)	Market capitalisation as of 30 Nov 2002 (in EUR)	Market capitalisation as of 30 Nov 2002 (in USD)
	<b>Common shares</b>	-	-	-	-	<b>220,450,267,346</b>	<b>959,946,054</b>	<b>953,226,317</b>
1	HELIOS	219,861	219,861	100.00%	104,047 SIT	22,875,870,871	99,612,499	98,915,199
2	CINKARNA	812,477	814,626	99.74%	25,617 SIT	20,812,955,192	90,629,576	89,995,158
3	INFOND HOLDING	16,833,414	16,833,414	100.00%	806 SIT	13,570,425,030	59,092,130	58,678,479
4	JUTEKS	641,432	641,432	100.00%	20,500 SIT	13,149,420,143	57,258,874	56,858,055
5	BELINKA HOLDING	2,702,532	2,702,532	100.00%	3,359 SIT	9,077,588,785	39,528,169	39,251,468
6	KD GROUP, finančna družba	186,436	186,436	100.00%	47,000 SIT	8,762,492,000	38,156,087	37,888,990
7	LESNINA	76,495	76,495	100.00%	110,000 SIT	8,414,450,000	36,640,546	36,384,057
8	DZS	1,429,368	1,686,384	84.76%	4,700 SIT	6,718,029,600	29,253,519	29,048,741
9	KD HOLDING	924,969	924,969	100.00%	7,106 SIT	6,573,116,454	28,622,497	28,422,137
10	FRUCTAL	2,504,151	2,505,613	99.94%	2,403 SIT	6,017,875,517	26,204,712	26,021,276
11	VALKARTON	852,097	852,156	99.99%	6,900 SIT	5,879,469,300	25,602,025	25,422,808
12	TOSAMA	295,670	295,670	100.00%	15,652 SIT	4,627,959,892	20,152,544	20,011,285
13	CETIS	200,000	220,642	90.64%	23,000 SIT	4,600,000,000	20,030,603	19,890,387
14	GRAND HOTEL UNION	1,814,613	1,814,613	100.00%	2,500 SIT	4,536,713,961	19,755,026	19,616,738
15	NAMA	2,861,310	2,861,310	100.00%	1,400 SIT	4,005,748,161	17,442,946	17,320,843
16	HOTELI PALACE	2,346,102	2,346,102	100.00%	1,500 SIT	3,519,153,000	15,324,078	15,216,807
17	TUB SWATY	288,940	288,940	100.00%	12,000 SIT	3,467,280,000	15,098,198	14,992,509
18	MARINA PORTOROŽ	313,932	313,932	100.00%	11,000 SIT	3,453,252,000	15,037,113	14,931,852
19	GORENJSKI TISK	960,176	1,070,328	89.71%	3,300 SIT	3,168,580,800	13,797,518	13,700,934
20	MEDALJON	1,734,000	1,734,000	100.00%	1,810 SIT	3,137,811,720	13,663,535	13,567,889
21	PINUS RAČE	133,383	133,383	100.00%	21,500 SIT	2,867,734,500	12,487,490	12,400,076
22	MITOL	770,509	770,509	100.00%	3,699 SIT	2,850,343,944	12,411,763	12,324,879
23	LIV POSTOJNA	161,600	161,600	100.00%	16,509 SIT	2,667,839,856	11,617,053	11,535,732
24	JATA EMONA	3,197,534	3,197,534	100.00%	804 SIT	2,570,753,385	11,194,292	11,115,930
25	SLOVENIJALES	273,604	273,604	100.00%	8,510 SIT	2,328,504,106	10,139,422	10,068,445
26	SATURNUS AVTOOPREMA	483,061	647,122	74.65%	4,800 SIT	2,318,692,800	10,096,699	10,026,021
27	MELAMIN	466,489	466,489	100.00%	4,950 SIT	2,309,120,550	10,055,017	9,984,631
28	MESNA INDUSTRIJA PRIMORSKE	1,478,742	1,478,742	100.00%	1,501 SIT	2,219,266,419	9,663,749	9,596,102
29	COLOR	950,391	950,391	100.00%	2,217 SIT	2,107,254,445	9,175,995	9,111,762
30	SATURNUS EMBALAŽA	84,064	85,929	97.83%	23,500 SIT	1,975,504,000	8,602,291	8,542,074
31	LIP BLEED	2,155,899	2,155,899	100.00%	850 SIT	1,832,514,150	7,979,644	7,923,786
32	MODRA LINIJA HOLDING	1,882,991	1,882,991	100.00%	800 SIT	1,506,392,800	6,559,556	6,513,638
33	PLAMA - PUR	686,798	686,798	100.00%	2,112 SIT	1,450,517,376	6,316,247	6,272,033
34	MEDVEŠEK PUŠNIK	80,000	80,000	100.00%	18,000 SIT	1,440,000,000	6,270,450	6,226,556
35	INTERTRADE ITA	69,531	69,531	100.00%	20,000 SIT	1,390,620,000	6,055,426	6,013,037
36	INTERTRADE ITS	1,260,000	1,260,000	100.00%	1,000 SIT	1,260,000,000	5,486,644	5,448,236
37	HIPOTEKARNA BANKA	300,000	300,000	100.00%	3,999 SIT	1,199,700,000	5,224,068	5,187,499
38	JAVOR PIVKA	1,194,700	1,194,700	100.00%	980 SIT	1,170,806,000	5,098,250	5,062,562
39	POM-INVEST	2,241,983	2,241,983	100.00%	520 SIT	1,166,055,358	5,077,564	5,042,020
40	ETRA	45,423	45,423	100.00%	25,001 SIT	1,135,620,423	4,945,035	4,910,419
41	JADRAN	226,334	226,334	100.00%	4,900 SIT	1,109,036,600	4,829,277	4,795,471
42	TOPLICE DOBRNA	682,010	692,542	98.48%	1,600 SIT	1,091,284,201	4,751,974	4,718,710
43	KEMA PUČONCI	217,346	217,346	100.00%	5,000 SIT	1,086,730,000	4,732,143	4,699,017
44	TEKSTINA	1,127,293	1,503,057	75.00%	900 SIT	1,014,563,700	4,417,896	4,386,970
45	KOMPAS HOTELI KG	162,700	162,700	100.00%	6,000 SIT	976,131,666	4,250,545	4,220,790
46	TOVARNA SLADKORJA ORMOŽ	497,163	497,163	100.00%	1,860 SIT	924,772,896	4,026,904	3,998,715
47	GEA TOVARNA OLJA	660,348	846,600	78.00%	1,351 SIT	892,130,148	3,884,762	3,857,568
48	GORIŠKE OPEKARNE	392,725	523,634	75.00%	2,000 SIT	785,450,000	3,420,226	3,396,284
49	GOZDNO GOSPODARSTVO BLEED	489,520	611,900	80.00%	1,600 SIT	783,232,000	3,410,567	3,386,693
50	NIKO ŽELEZNIKI	35,875	35,875	100.00%	21,000 SIT	753,375,000	3,280,556	3,257,591
51	DANA	356,128	404,231	88.10%	2,050 SIT	730,062,400	3,179,041	3,156,788
52	GOZDNO GOSPODARSTVO POSTOJNA	686,273	686,273	100.00%	1,050 SIT	720,586,650	3,137,779	3,115,815
53	FINIRA	2,179,206	2,179,206	100.00%	317 SIT	690,808,302	3,008,110	2,987,053
54	KRUH-PECIVO	654,040	654,040	100.00%	1,033 SIT	675,610,239	2,941,931	2,921,337
55	ALPETOUR POTOVALNA AGENCIJA	263,042	263,042	100.00%	2,500 SIT	657,605,000	2,863,527	2,843,482
56	OLJARICA	70,404	70,404	100.00%	8,799 SIT	619,484,796	2,697,534	2,678,650
57	HIDROTEHNIK	384,472	384,472	100.00%	1,594 SIT	612,848,368	2,668,635	2,649,955
58	AVTO CELJE	418,077	418,077	100.00%	1,440 SIT	602,072,688	2,621,713	2,603,361
59	CAPITA	582,021	582,021	100.00%	1,000 SIT	582,021,000	2,534,398	2,516,657
60	MURALES	322,045	322,045	100.00%	1,795 SIT	578,070,775	2,517,197	2,499,576
61	IMP KLIMAT	353,900	353,900	100.00%	1,612 SIT	570,522,190	2,484,327	2,466,936

Issue	Number of shares traded	Number of issued shares	Share of traded shares	Price as of 29 Nov 2002	Market capitalisation as of 30 Nov 2002 (in SIT)	Market capitalisation as of 30 Nov 2002 (in EUR)	Market capitalisation as of 30 Nov 2002 (in USD)
62 KRONA HOLDING	1,287,121	1,287,121	100.00%	430 SIT	553,462,030	2,410,039	2,393,168
63 KOŠAKI TMI MARIBOR	43,236	43,236	100.00%	12,500 SIT	540,451,729	2,353,386	2,336,912
64 RTC KRVAVEC IMENSKE	205,734	205,734	100.00%	2,500 SIT	514,314,427	2,239,571	2,223,894
65 ELMO	708,000	708,000	100.00%	700 SIT	495,600,000	2,158,080	2,142,973
66 LESNINA EMMI	684,037	714,827	95.69%	699 SIT	478,470,201	2,083,488	2,068,904
67 SVILANIT	408,487	410,407	99.53%	1,100 SIT	449,335,700	1,956,623	1,942,926
68 INTARA	101,000	101,000	100.00%	4,375 SIT	441,875,000	1,924,135	1,910,666
69 PULSAR HOLDING	939,319	939,319	100.00%	435 SIT	408,603,765	1,779,257	1,766,801
70 FOND INVEST	258,586	258,586	100.00%	1,570 SIT	406,088,626	1,768,304	1,755,926
71 AGROKOMBINAT MARIBOR	403,808	499,291	80.88%	1,000 SIT	403,808,000	1,758,373	1,746,065
72 KLASJE	835,600	835,600	100.00%	450 SIT	376,020,000	1,637,371	1,625,909
73 INLES RIBNICA	609,005	555,525	109.63%	600 SIT	365,403,000	1,591,140	1,580,002
74 UNITAS	145,115	173,377	83.70%	2,500 SIT	362,787,500	1,579,751	1,568,692
75 IMP ČRPALKE	333,034	333,034	100.00%	999 SIT	332,700,966	1,448,739	1,438,598
76 GRADIS GP	304,750	304,750	100.00%	1,000 SIT	304,750,000	1,327,027	1,317,738
77 GRAD PRESTRANEK	43,235	43,235	100.00%	6,875 SIT	297,231,978	1,294,290	1,285,230
78 INTEGRAL JESENICE	243,784	256,556	95.02%	1,199 SIT	292,382,340	1,273,173	1,264,260
79 EGOLES ŠKOFJA LOKA	258,300	258,300	100.00%	1,120 SIT	289,296,000	1,259,733	1,250,915
80 LIZ INŽENIRING	188,677	235,846	80.00%	1,350 SIT	254,751,685	1,109,311	1,101,546
81 INTES	549,982	549,982	100.00%	462 SIT	254,091,684	1,106,437	1,098,692
82 TUS KO-SI	229,456	229,456	100.00%	1,100 SIT	252,401,600	1,099,077	1,091,384
83 SIVENT	719,712	719,712	100.00%	336 SIT	242,111,117	1,054,268	1,046,888
84 ŽELEZARNA RAVNE - MONTER DRAVOGRAD	275,835	444,100	62.11%	765 SIT	211,013,775	918,855	912,423
85 CREINA	48,594	48,594	100.00%	4,200 SIT	204,104,519	888,769	882,547
86 DRAVINJSKI DOM	216,560	216,560	100.00%	900 SIT	194,904,000	848,705	842,764
87 GEA COLLEGE	147,885	147,885	100.00%	1,200 SIT	177,447,212	772,690	767,281
88 UPIMO GROUP	215,000	215,000	100.00%	655 SIT	140,825,000	613,220	608,927
89 ZDRAVILIŠČE ROGAŠKA	898,110	961,898	93.37%	155 SIT	139,207,050	606,174	601,931
90 SAVINJA MOZIRJE	105,780	105,780	100.00%	1,111 SIT	117,521,580	511,745	508,163
91 MK TISKARNA	103,954	103,954	100.00%	1,019 SIT	105,939,521	461,311	458,082
92 SVILA	1,263,478	1,263,478	100.00%	55 SIT	69,996,681	304,799	302,665
93 MLAJ	67,062	93,000	72.11%	800 SIT	53,649,600	233,616	231,981
94 AVTOPREVOZNIŠTVO IN SERVISI	308,696	308,696	100.00%	125 SIT	38,587,000	168,026	166,850
95 SIJAJ HRASTNIK	26,880	26,880	100.00%	1,020 SIT	27,417,600	119,389	118,554
96 RAZVOJNA DRUŽBA	21,948	21,948	100.00%	1,205 SIT	26,447,340	115,164	114,358
97 ZASAVSKI RAČUNSKI CENTER	43,466	70,700	61.48%	300 SIT	13,044,147	56,800	56,403
98 JELEN	50,849	67,798	75.00%	255 SIT	12,966,495	56,462	56,067
99 DADAS	31,320	31,320	100.00%	301 SIT	9,427,320	41,051	40,764
<b>Preferred shares</b>	-	-	-	-	<b>1,946,319,465</b>	<b>8,475,207</b>	<b>8,415,880</b>
1 KD HOLDING	266,413	266,413	100.00%	6,003 SIT	1,599,197,315	6,963,671	6,914,925
2 HIPOTEKARNA BANKA	79,500	79,500	100.00%	4,000 SIT	318,000,000	1,384,724	1,375,031
3 ZDRAVILIŠČE ROGAŠKA	27,850	30,000	92.83%	999 SIT	27,822,150	121,151	120,303
4 PRIMOFIN	10,000	10,000	100.00%	130 SIT	1,300,000	5,661	5,621
<b>TOTAL SHARES</b>					<b>222,396,586,811</b>	<b>968,421,261</b>	<b>961,642,197</b>

EXCHANGE RATES	1 USD=	231.2675 SIT as of 30 Nov 2002
	1 EUR=	229.6486 SIT as of 30 Nov 2002

D2) MARKET CAPITALISATION OF BONDS - OFFICIAL MARKET AS OF 30 NOVEMBER 2002

Issue	Number of issued bonds	Price as of 29 Nov 2002	Principal amt. as of 30 Nov 2002	Currency of denomination	Market capitalisation as of 30 Nov 2002 (in SIT)	Market capitalisation as of 30 Nov 2002 (in EUR)	Market capitalisation as of 30 Nov 2002 (in USD)
1 REPUBLIKA SLOVENIJA 10 <sup>th</sup> issue	5,218,961	103.00	7,441.67	SIT	40,002,919,070	174,191,870	172,972,506
2 REPUBLIKA SLOVENIJA 33 <sup>rd</sup> issue	248,716	134.50	511.29	EUR	39,273,740,266	171,016,676	169,819,539
3 REPUBLIKA SLOVENIJA 39 <sup>th</sup> issue	30,000,000	93.88	1,000.00	SIT	28,164,000,000	122,639,546	121,781,054
4 REPUBLIKA SLOVENIJA 38 <sup>th</sup> issue	1,000,000	103.17	100.00	EUR	23,689,854,132	103,156,972	102,434,861
5 REPUBLIKA SLOVENIJA 4 <sup>th</sup> issue	267,656	100.60	380.00	EUR	23,494,570,855	102,306,615	101,590,456
6 REPUBLIKA SLOVENIJA 27 <sup>th</sup> issue	1,700,000	108.83	10,000.00	SIT	18,501,100,000	80,562,651	79,998,703
7 REPUBLIKA SLOVENIJA 37 <sup>th</sup> issue	1,700,000	104.21	10,000.00	SIT	17,715,700,000	77,142,643	76,602,635
8 REPUBLIKA SLOVENIJA 34 <sup>th</sup> issue	1,691,000	102.00	10,000.00	SIT	17,248,200,000	75,106,924	74,581,167
9 REPUBLIKA SLOVENIJA 21 <sup>st</sup> issue	2,000,000	83.07	9,900.00	SIT	16,447,860,000	71,621,861	71,120,499
10 REPUBLIKA SLOVENIJA 40 <sup>th</sup> issue	1,500,000	103.75	10,000.00	SIT	15,562,500,000	67,766,579	67,292,205
11 REPUBLIKA SLOVENIJA 35 <sup>th</sup> issue	1,400,000	104.65	10,000.00	SIT	14,651,000,000	63,797,471	63,350,882
12 REPUBLIKA SLOVENIJA 29 <sup>th</sup> issue	550,000	103.00	100.00	EUR	13,007,950,340	56,642,846	56,246,340
13 REPUBLIKA SLOVENIJA 13 <sup>th</sup> issue	106,701	100.00	511.29	EUR	12,526,932,706	54,548,265	54,166,421
14 REPUBLIKA SLOVENIJA 41 <sup>st</sup> issue	1,200,000	103.95	10,000.00	SIT	12,474,000,000	54,317,771	53,937,540
15 REPUBLIKA SLOVENIJA 43 <sup>rd</sup> issue	1,200,000	100.55	10,000.00	SIT	12,066,000,000	52,541,143	52,173,349
16 REPUBLIKA SLOVENIJA 36 <sup>th</sup> issue	1,200,000	100.00	10,000.00	SIT	12,000,000,000	52,253,748	51,887,965
17 REPUBLIKA SLOVENIJA 42 <sup>nd</sup> issue	1,200,000	100.00	10,000.00	SIT	12,000,000,000	52,253,748	51,887,965
18 REPUBLIKA SLOVENIJA 26 <sup>th</sup> issue	500,000	103.50	100.00	EUR	11,882,814,300	51,743,465	51,381,255
19 REPUBLIKA SLOVENIJA 18 <sup>th</sup> issue	500,000	103.00	100.00	EUR	11,825,409,400	51,493,497	51,133,036
20 REPUBLIKA SLOVENIJA 24 <sup>th</sup> issue	1,100,000	101.90	10,000.00	SIT	11,209,000,000	48,809,355	48,467,684
21 REPUBLIKA SLOVENIJA 28 <sup>th</sup> issue	1,050,000	101.92	10,000.00	SIT	10,701,600,000	46,599,892	46,273,687
22 REPUBLIKA SLOVENIJA 23 <sup>rd</sup> issue	400,000	104.00	100.00	EUR	9,562,175,360	41,594,747	41,303,579
23 REPUBLIKA SLOVENIJA 17 <sup>th</sup> issue	900,000	102.01	10,000.00	SIT	9,180,900,000	39,978,036	39,698,185
24 REPUBLIKA SLOVENIJA 15 <sup>th</sup> issue, I series	89,813	101.00	100,000.00	SIT	9,071,113,000	39,499,971	39,223,466
25 REPUBLIKA SLOVENIJA 25 <sup>th</sup> issue	800,000	102.02	10,000.00	SIT	8,161,600,000	35,539,516	35,290,735
26 REPUBLIKA SLOVENIJA 22 <sup>nd</sup> issue	800,000	102.00	10,000.00	SIT	8,160,000,000	35,532,548	35,283,816
27 REPUBLIKA SLOVENIJA 14 <sup>th</sup> issue	630,400	101.00	10,000.00	SIT	6,367,040,000	27,725,142	27,531,063
28 REPUBLIKA SLOVENIJA 20 <sup>th</sup> issue	600,000	103.00	10,000.00	SIT	6,180,000,000	26,910,680	26,722,302
29 REPUBLIKA SLOVENIJA 19 <sup>th</sup> issue	600,000	100.01	10,000.00	SIT	6,000,600,000	26,129,487	25,946,577
30 REPUBLIKA SLOVENIJA 16 <sup>th</sup> issue	600,000	100.00	10,000.00	SIT	6,000,000,000	26,126,874	25,943,983
31 SLOVENSKA RAZVOJNA DRUŽBA	50,000	99.20	511.29	EUR	5,823,149,382	25,356,782	25,179,281
32 REPUBLIKA SLOVENIJA 32 <sup>nd</sup> issue	238,655	103.00	100.00	EUR	5,644,386,161	24,578,361	24,406,309
33 REPUBLIKA SLOVENIJA 15 <sup>th</sup> issue, H series	47,902	104.20	100,000.00	SIT	4,991,388,400	21,734,896	21,582,749
34 NLB 2 <sup>nd</sup> issue, A series	40,000	103.00	100,000.00	SIT	4,120,000,000	17,940,453	17,814,868
35 SKB OBVEZNICE 4 <sup>th</sup> issue, A series	38,182	104.10	100,000.00	SIT	3,974,746,200	17,307,949	17,186,791
36 BTC HIPOTEKARNE	340,000	112.50	40.17	EUR	3,628,110,894	15,363,085	15,255,541
37 ABANKA 6 <sup>th</sup> issue	135,000	102.00	100.00	EUR	3,161,861,892	13,768,261	13,671,882
38 REPUBLIKA SLOVENIJA 31 <sup>st</sup> issue	294,768	107.01	10,000.00	SIT	3,154,312,368	13,735,387	13,639,238
39 REPUBLIKA SLOVENIJA 44 <sup>th</sup> issue	296,493	100.00	10,000.00	SIT	2,964,930,000	12,910,725	12,820,349
40 NLB 3 <sup>rd</sup> issue	12,000	100.00	1,000.00	EUR	2,755,435,200	11,998,485	11,914,494
41 ABANKA 5 <sup>th</sup> issue	100,000	102.00	100.00	EUR	2,342,119,920	10,198,712	10,127,320
42 BANKA CELJE 5 <sup>th</sup> issue	100,000	101.80	100.00	EUR	2,337,527,528	10,178,714	10,107,462
43 ABANKA 4 <sup>th</sup> issue	100,000	101.10	100.00	EUR	2,321,454,156	10,108,723	10,037,961
44 BANKA CELJE 3 <sup>rd</sup> issue	100,000	100.50	100.00	EUR	2,307,676,980	10,048,731	9,978,389
45 BANKA CELJE 6 <sup>th</sup> issue, A series	100,000	100.40	100.00	EUR	2,305,380,784	10,038,732	9,968,460
46 NFD INVESTICIJSKO SVETOVANJE	16,000	101.50	135,740.00	SIT	2,204,417,600	9,599,090	9,531,895
47 HOTELI BERNARDIN	20,000	103.00	464.08	EUR	2,195,174,398	9,558,841	9,491,928
48 NOVA KBM 3 <sup>rd</sup> issue, A series	20,000	107.20	100,000.00	SIT	2,144,000,000	9,336,003	9,270,650
49 NOVA KBM 2 <sup>nd</sup> issue	18,000	100.50	500.00	EUR	2,076,909,282	9,043,858	8,980,550
50 NOVA KBM 3 <sup>rd</sup> issue, B series	18,000	100.00	500.00	EUR	2,066,576,400	8,998,863	8,935,870
51 SL. ZADR. KMET. BANKA 3 <sup>rd</sup> issue	200,000	103.00	10,000.00	SIT	2,060,000,000	8,970,227	8,907,434
52 STANOVANJSKI SKLAD 2 <sup>nd</sup> issue	20,000	105.91	92,657.17	SIT	1,960,545,975	8,537,156	8,477,395
53 BANKA CELJE 4 <sup>th</sup> issue	100,000	100.80	80.02	EUR	1,852,115,368	8,064,997	8,008,541
54 NOVA KBM 1 <sup>st</sup> issue	15,000	101.00	511.29	EUR	1,778,643,410	7,745,065	7,690,849
55 ABANKA 3 <sup>rd</sup> issue	70,000	99.00	100.00	EUR	1,591,263,828	6,929,125	6,880,620
56 REPUBLIKA SLOVENIJA 8 <sup>th</sup> issue	965,330	98.10	6.32	EUR	1,374,266,136	5,984,213	5,942,323
57 SKB OBVEZNICE 4 <sup>th</sup> issue, B series	11,818	97.30	500.00	EUR	1,320,188,017	5,748,731	5,708,489
58 NLB 2 <sup>nd</sup> issue, B series	10,000	100.00	500.00	EUR	1,148,098,000	4,999,369	4,964,372
59 BANKA ZASAVJE 2 <sup>nd</sup> issue	18,000	98.41	255.65	EUR	1,039,839,929	4,527,961	4,496,265
60 BANKA CELJE 6 <sup>th</sup> issue, B series	10,000	100.00	100,000.00	SIT	1,000,000,000	4,354,479	4,323,997
61 SKB OBVEZNICE 3 <sup>rd</sup> issue	35,000	100.90	102.26	EUR	829,227,994	3,610,856	3,585,579
62 PROBANKA 2 <sup>nd</sup> issue	60,000	102.50	51.13	EUR	722,037,684	3,144,098	3,122,089
63 STANOVANJSKI SKLAD RS 1 <sup>st</sup> issue	70,965	97.01	32.68	EUR	516,596,805	2,249,510	2,233,763
64 BANKA VIPA 7 <sup>th</sup> issue	10,000	101.01	200.00	EUR	463,877,516	2,019,945	2,005,805
65 BANKA VIPA 6 <sup>th</sup> issue	10,000	100.00	175.00	EUR	401,834,300	1,749,779	1,737,530
66 BANKA VIPA 5 <sup>th</sup> issue	10,000	100.00	150.00	EUR	344,429,400	1,499,811	1,489,312
67 BANKA VIPA 4 <sup>th</sup> issue	8,000	102.20	159.80	EUR	300,003,702	1,306,360	1,297,215
68 BANKA VIPA 3 <sup>rd</sup> issue	10,000	101.00	127.84	EUR	296,481,154	1,291,021	1,281,984
69 SL. ZADR. KMET. BANKA	10,000	104.40	117.40	EUR	281,434,640	1,225,501	1,216,923
70 BANKA VIPA 2 <sup>nd</sup> issue	8,000	105.00	79.90	EUR	154,111,491	671,075	666,378
71 PROBANKA 1 <sup>st</sup> issue	80,000	102.10	1,519.21	SIT	124,089,073	540,343	536,561
<b>TOTAL</b>					<b>525,097,221,395</b>	<b>2,286,524,810</b>	<b>2,270,518,864</b>

EXCHANGE RATES	1 USD=	231.27 SIT as of 30 Nov 2002
	1 EUR=	229.65 SIT as of 30 Nov 2002



## MARKET CAPITALISATION OF BONDS - FREE MARKET AS OF 30 NOVEMBER 2002

Issue	Number of issued bonds	Price as of 29 Nov 2002	Principal amt. as of 30 Nov 2002	Currency of denomination	Market capitalisation as of 30 Nov 2002 (in SIT)	Market capitalisation as of 30 Nov 2002 (in EUR)	Market capitalisation as of 30 Nov 2002 (in USD)
1 SLOV. ODŠKODNINSKA DRUŽBA 2 <sup>nd</sup> issue	10,500,000	98.94	51.13	EUR	121,968,014,453	531,107,154	527,389,341
2 NLB 7 <sup>th</sup> issue	62,500	102.00	100,000.00	SIT	6,375,000,000	27,759,803	27,565,482
3 NLB 8 <sup>th</sup> issue	14,276	100.00	1,000.00	EUR	3,278,049,410	14,274,197	14,174,276
4 AUTOCOMMERCE 1 <sup>st</sup> issue	22,300	106.20	424.40	EUR	2,307,882,591	10,049,626	9,979,278
5 BANKA KOPER 4 <sup>th</sup> issue	20,000	100.00	100,000.00	SIT	2,000,000,000	8,708,958	8,647,994
6 STANOVANJSKI SKLAD 3 <sup>rd</sup> issue	20,000	102.67	96,017.25	SIT	1,971,618,212	8,585,370	8,525,271
7 PROBANKA 5 <sup>th</sup> issue	78,500	100.01	100.00	EUR	1,802,694,111	7,849,794	7,794,844
8 PROBANKA 4 <sup>th</sup> issue	50,000	99.80	100.00	EUR	1,145,801,804	4,989,370	4,954,444
9 NAMA 1 <sup>st</sup> issue	953,795	101.10	1,000.00	SIT	964,286,745	4,198,966	4,169,573
10 KD INVESTMENTS 1 <sup>st</sup> issue	80,000	102.50	51.13	EUR	962,716,912	4,192,131	4,162,785
11 BANKA KOPER 3 <sup>rd</sup> issue	10,000	100.00	375.00	EUR	861,073,500	3,749,526	3,723,279
12 SIP STROJNA INDUSTRIJA 1 <sup>st</sup> issue, A series	32,500	100.00	102.26	EUR	763,129,260	3,323,030	3,299,769
13 SIP STROJNA INDUSTRIJA 1 <sup>st</sup> issue, B series	17,250	100.00	102.26	EUR	405,045,530	1,763,762	1,751,416
14 SI.MOBIL 1 <sup>st</sup> issue	5,000	100.00	299.19	EUR	343,499,441	1,495,761	1,485,291
15 UBK KONVERTIBILNE	80	98.00	13,122.23	EUR	236,228,702	1,028,653	1,021,452
16 BORZNA DRUŽBA POTEZA 2 <sup>nd</sup> issue	15,000	100.10	62.19	EUR	214,414,845	933,665	927,129
17 VIPA	4,000	102.00	47.94	EUR	44,912,492	195,571	194,201
<b>TOTAL</b>					<b>145,644,368,006</b>	<b>634,205,338</b>	<b>629,765,825</b>

EXCHANGE RATES	1 USD=	231.2675	SIT as of 30 Nov 2002
	1 EUR=	229.6486	SIT as of 30 Nov 2002

### D3) MARKET CAPITALISATION OF INVESTMENT FUNDS AS OF 30 NOVEMBER 2002

#### MARKET CAPITALISATION OF CLOSED-END FUNDS

	Closed-end funds	Number of shares traded	Price as of 29 Nov 2002	Market capitalisation as of 30 Nov 2002 (in SIT)	Market capitalisation as of 30 Nov 2002 (in EUR)	Market capitalisation as of 30 Nov 2002 (in USD)
1	TRIGLAV STEBER 1	147,487,470	245.17 SIT	36,159,503,020	157,455,796	156,353,586
2	NFD 1	160,580,300	218.09 SIT	35,020,957,627	152,498,024	151,430,519
3	INFOND ID	8,132,314	2,026.72 SIT	16,481,923,430	71,770,189	71,267,789
4	ID KD	92,046,145	160.76 SIT	14,797,338,270	64,434,698	63,983,648
	<b>TOTAL</b>			<b>102,459,722,347</b>	<b>446,158,707</b>	<b>443,035,543</b>

#### MARKET CAPITALISATION OF AUTHORISED CLOSED-END FUNDS

	Authorised closed-end Funds	Number of shares traded	Price as of 29 Nov 2002	Market capitalisation as of 30 Nov 2002 (in SIT)	Market capitalisation as of 30 Nov 2002 (in EUR)	Market capitalisation as of 30 Nov 2002 (in USD)
1	MAKSIMA 1	216,646,243	98.33 SIT	21,302,825,074	92,762,704	92,113,354
2	ZVON ENA	137,974,360	153.37 SIT	21,161,127,593	92,145,685	91,500,654
3	NFD 2	291,379,659	50.16 SIT	14,615,603,695	63,643,339	63,197,828
4	ZLATA MONETA 1	68,297,800	198.45 SIT	13,553,698,410	59,019,295	58,606,153
5	ATENA PID	135,915,888	80.97 SIT	11,005,109,451	47,921,518	47,586,061
6	TRIGLAV STEBER II	195,412,551	51.71 SIT	10,104,783,012	44,001,065	43,693,052
7	PID VIPA INVEST	104,268,115	88.03 SIT	9,178,722,163	39,968,553	39,688,768
8	POMURSKA INV.DRUŽBA 1	35,923,940	227.16 SIT	8,160,482,210	35,534,648	35,285,901
9	KRONA SENIOR	73,170,428	99.51 SIT	7,281,189,290	31,705,786	31,483,841
10	ZVON DVA	141,224,712	44.74 SIT	6,318,393,615	27,513,312	27,320,716
11	MODRA LINIJA	34,156,833	169.99 SIT	5,806,320,042	25,283,499	25,106,511
12	INFOND PID	87,641,964	46.36 SIT	4,063,081,451	17,692,603	17,568,752
13	ARKADA ENA	66,406,092	60.28 SIT	4,002,959,226	17,430,802	17,308,784
14	PID KD	95,913,558	40.70 SIT	3,903,681,811	16,998,500	16,879,509
15	ZLATA MONETA II	82,333,757	41.83 SIT	3,444,021,055	14,996,917	14,891,937
16	VIZIJA DPB	44,074,632	65.00 SIT	2,864,851,080	12,474,934	12,387,608
17	KS-sklad 2	44,293,242	41.53 SIT	1,839,498,340	8,010,057	7,953,985
18	NIKA	32,574,698	41.60 SIT	1,355,107,437	5,900,787	5,859,481
19	MERCATA	28,923,982	44.27 SIT	1,280,464,683	5,575,757	5,536,726
20	PID AKTIVA AVANT I	29,520,040	40.30 SIT	1,189,657,612	5,180,339	5,144,076
21	NIKA 1	30,911,102	33.24 SIT	1,027,485,030	4,474,162	4,442,842
22	KS - SKLAD 4	26,381,090	37.10 SIT	978,738,439	4,261,896	4,232,062
23	MERCATA 1	26,821,153	35.75 SIT	958,856,220	4,175,319	4,146,092
24	POBLAŠČENA POMURSKA INV. DRUŽBA	22,967,400	35.14 SIT	807,074,436	3,514,389	3,489,788
25	TRDNJAVA	25,932,762	28.83 SIT	747,641,528	3,255,589	3,232,800
26	SETEV	15,405,373	35.00 SIT	539,188,055	2,347,883	2,331,448
27	TRGATEV	17,585,800	30.10 SIT	529,332,580	2,304,968	2,288,833
28	PLOD	10,478,017	35.00 SIT	366,730,595	1,596,921	1,585,742
29	NIKA 2	12,555,868	29.20 SIT	366,631,346	1,596,488	1,585,313
30	TRDNJAVA I	8,917,902	27.06 SIT	241,318,428	1,050,816	1,043,460
31	CAPINVEST 2	5,876,900	33.30 SIT	195,700,770	852,175	846,210
	<b>TOTAL</b>			<b>159,190,274,679</b>	<b>693,190,704</b>	<b>688,338,287</b>

### D4) MARKET CAPITALISATION OF PENSION COUPONS AS OF 30 NOVEMBER 2002

Number of coupons traded	Price as of 29 Nov 2002	Market capitalisation (in SIT)	Market capitalisation (in EUR)	Market capitalisation (in USD)
101,283,073	47.93	4,854,497,689	21,138,808	20,990,834

EXCHANGE RATES	1 USD=	231.2675 SIT as of 30 Nov 2002
	1 EUR=	229.6486 SIT as of 30 Nov 2002

## E) OTHER

### E1) INDICATORS AS OF 30 NOVEMBER 2002 (shares - official market)

SECTOR	Price as of 29 Nov 2002	Total net profit (loss) in 000 SIT in year 2001	Earning per share as of 31 Dec 2001	P / E <sup>(1)</sup>	Dividend for year 2001	Dividend yield	Book value as of 31 Dec 2001	Market book ratio	Turnover ratio <sup>(2)</sup>
<b>BANKS</b>									
Banka Koper	55,556	2,422,842	4,665.94 SIT	11.91	2,000 SIT	3.60%	44,262.39 SIT	1.26	0.09
Banka Vipa	96,429	360,065	1,597.94 SIT	<sup>(4)</sup>	1,600 SIT	1.66%	96,445 SIT	<sup>(4)</sup>	0.80
Probanka Maribor	5,650	428,319	241.97 SIT	<sup>(4)</sup>	277 SIT	4.90%	5,677 SIT	<sup>(4)</sup>	0.07
<b>CHEMICALS</b>									
Etol Celje	37,630	556,033	2,235.12 SIT	16.84	1,000 SIT	2.66%	39,150.00 SIT	0.96	0.54
Sava Kranj	30,001	1,158,965	684.67 SIT	43.82	530 SIT	1.77%	29,850.18 SIT	1.01	0.18
<b>CONSTRUCTION</b>									
Gradbeno podjetje Grosuplje	8,000	51,431	51,431.00 SIT	0.16	0	0.00%	23,373.00 SIT	0.34	0.34
<b>FOOD AND BEVERAGES</b>									
Droga Portorož	91,800	1,160,752	4,118.16 SIT	22.29	1,755 SIT	1.91%	51,208.99 SIT	1.79	0.18
Kolinska Ljubljana	5,430	1,018,202	322.32 SIT	16.85	110 SIT	2.03%	4,863.38 SIT	1.12	0.26
Mlinotest Ajdovščina	1,703	273,871	114.93 SIT	14.82	42 SIT	2.47%	2,044.75 SIT	0.83	0.09
Pivovarna Laško	6,534	1,434,506	224.18 SIT	29.15	- SIT	0.00%	4,710.00 SIT	1.39	0.34
Pivovarna Union	75,001	1,220,540	2,751.96 SIT	27.25	600 SIT	0.80%	43,263.00 SIT	1.73	0.42
Radenska Radenci	1,475	779,110	155.43 SIT	9.49	0	0.00%	3,637.93 SIT	0.41	0.06
Žito Ljubljana	37,873	(1,957,513)	(5,653.30 SIT)	<sup>(4)</sup>	545 SIT	1.44%	39,676.00 SIT	0.95	0.38
<b>HEALTH RESORTS</b>									
Terme Čatež	26,981	268,493	633.88 SIT	42.56	350	1.30%	30,291.66 SIT	0.89	0.25
Terme 3000	2,329	325,208	113.64 SIT	20.49	0	0.00%	2,883.00 SIT	0.81	0.41
<b>HOUSEHOLD APPLIANCES</b>									
Gorenje	4,796	3,241,974	265.74 SIT	18.05	80	1.67%	3,926.37 SIT	1.22	0.39
<b>NON-METALS</b>									
Comet Zreče	3,150	384,156	229.02 SIT	13.75	0	0.00%	2,875.77 SIT	1.10	0.16
<b>OIL AND GAS</b>									
Istrabenz Koper	8,172	3,915,094	756.28 SIT	10.81	130	1.59%	4,913.00 SIT	1.66	0.09
Petrol Ljubljana	42,922	4,237,066	2,061.87 SIT	20.82	600	1.40%	30,699.00 SIT	1.40	0.33
<b>OTHER FINANCIAL INTERMEDIATION</b>									
Nika Brežice	750	31,690	95.07 SIT	7.89	0	0.00%	2,726.62 SIT	0.28	0.20
<b>PHARMACEUTICALS</b>									
Krka Novo mesto	45,687	8,519,905	2,522.23 SIT	18.11	950	2.08%	21,983.00 SIT	2.08	0.33
Lek Ljubljana	85,000	8,168,669	4,399.51 SIT	19.32	1200	1.41%	33,493.00 SIT	2.54	0.39
<b>PUBLISHING</b>									
Delo Ljubljana	25,005	957,353	1,434.31 SIT	17.43	0	0.00%	7,275.60 SIT	3.44	0.24
<b>TRANSPORT</b>									
Aerodrom Ljubljana <sup>(5)</sup>	37,589	943,107	248.41 SIT	151.32	176 SIT	0.47%	4,149.76 SIT	9.06	0.07
Intereuropa Koper	5,675	3,942,594	546.77 SIT	10.38	200 SIT	3.52%	3,803.10 SIT	1.49	0.19
Luka Koper <sup>(5)</sup>	4,567	3,638,519	259.89 SIT	17.57	190 SIT	4.16%	3,762.00 SIT	1.21	0.19
<b>TRADE</b>									
Delo Prodaja	5,096	347,221	593.57 SIT	8.58	250 SIT	4.91%	5,029.58 SIT	1.01	0.70
Emona obala Koper <sup>(3)</sup>	1,760	105,026	66.79 SIT	26.35	0	0.00%	6,512.63 SIT	0.27	0.25
Kompas MTS	1,450	1,384,442	392.56 SIT	3.69	300 SIT	20.69%	4,121.48 SIT	0.35	0.35
Mercator Ljubljana	25,893	5,251,044	1,636.60 SIT	15.82	400 SIT	1.54%	23,558.00 SIT	1.10	0.22
Salus Ljubljana	94,800	1,053,313	7,968.23 SIT	11.90	3,000 SIT	3.16%	45,739.00 SIT	2.07	0.10
Merkur Kranj	24,997	1,614,882	1,800.03 SIT	13.89	600 SIT	2.40%	29,501.59 SIT	0.85	0.19
Tehnounion Ljubljana	12,000	-252,941	-3,056.32 SIT	<sup>(4)</sup>	0	0.00%	50,040.81 SIT	0.24	0.50
Živila Kranj	17,005	475,534	1,650.13 SIT	10.30	0	0.00%	34,453.00 SIT	0.49	0.39

Calculated on the basis of nonconsolidated financial statement for 2001. Statements are consolidated for the following issues: Droga, Emona obala Koper, Gorenje, Istrabenz, Krka, Lek, Mercator, Merkur, Petrol, Radenska, Sava, Tehnounion, Živila and Žito. An average number of shares traded in year 2001 has been used for the calculations.

<sup>(1)</sup> P / E = PRICE / EARNING PER SHARE

<sup>(2)</sup> Yearly turnover / average capitalisation as of 30 November 2002, 31 May 2002 and 30 November 2001.

<sup>(3)</sup> Shares of daughter company are excluded.

<sup>(4)</sup> Not applicable.

<sup>(5)</sup> Calculation of P/E for Aerodrom and Luka Koper includes common and preferred shares.

## E2) OWNERSHIP AND NET INFLOW OF FOREIGN INVESTMENTS

CHANGES IN FOREIGN OWNERSHIP						
ISSUER	Balance as of 30 Nov 2002 (in %)	Balance as of 31 Oct 2002 (in %)	Balance as of 30 Nov 2001 (in %)	% points change 31 Oct 2002 / 30 Nov 2002	% points change 30 Nov 2001 / 30 Nov 2002	Market cap. as of 30 Nov 2002 (in SITm)
LEK	99.1176	19.9093	21.6659	79.21	77.45	152,203
GORENJE	1.4554	1.1406	0.7809	0.31	0.67	58,516
ETOL	0.1628	0.0827	0.0958	0.08	0.07	10,332
MERCATOR	2.3500	2.2961	1.7691	0.05	0.58	83,077
ŽITO	0.2523	0.2348	0.1758	0.02	0.08	13,209
RADENSKA	0.1289	0.1331	0.1596	0.00	-0.03	7,466
PETROL	0.5338	0.5388	0.9007	0.00	-0.37	89,548
INTEREUROPA	0.3551	0.3905	1.1394	-0.04	-0.78	44,849
DELO PRODAJA	0.3723	0.4379	0.1009	-0.07	0.27	3,024
KRKA	3.8755	4.6490	8.6348	-0.77	-4.76	161,850

NET INFLOW OF FOREIGN PORTFOLIO INVESTMENTS BY MONTH IN YEARS 2001 AND 2002 IN SITm				
	Exchange market	Off-exchange market	Total	Turnover of foreign investors on the exchange
<b>Year 2001</b>				
November	244.29	21,498.57	21,742.87	1,273.08
December	753.68	16,007.86	16,761.54	1,722.12
<b>Year 2002</b>				
January	1,110.86	7,649.36	8,760.22	1,698.13
February	565.55	1,438.89	2,004.45	1,092.01
March	876.21	29,050.58	29,926.79	1,604.21
April	1,276.16	14,605.11	15,881.27	1,631.77
May	567.23	1,341.93	1,909.15	1,993.35
June	-529.35	3,216.28	2,686.94	1,381.23
July	-1,458.40	-1,282.70	-2,741.10	1,964.10
August	-4,022.01	689.67	-3,332.34	5,222.23
September	-5,898.84	114,770.72	108,871.88	10,368.58
October	-2,571.87	891.34	-1,680.54	8,938.93
<b>November</b>	<b>-1,136.80</b>	<b>165,953.81</b>	<b>164,817.00</b>	<b>2,003.11</b>
<b>Total in year 2002</b>	<b>-11,221.28</b>	<b>338,325.00</b>	<b>327,103.73</b>	<b>37,897.65</b>
Total in year 2001	4,499.69	63,500.44	68,000.03	10,555.78
Total in year 2000	208.11	8,540.41	8,748.52	4,295.57
Total in year 1999	-2,269.19	674.01	-1,595.09	3,163.40
Total in year 1998	2,761.20	-2,104.00	657.30	14,333.90
Total in year 1997	8,440.86	9,965.96	18,406.81	24,090.40
Total in year 1996	7,439.48	3,381.38	10,820.86	9,718.80

### E3) RECORD VALUES

#### RECORD DAILY TURNOVER IN YEAR 2002

16 July 2002

	Value (in SIT)	Number of bargains	Volume in pieces
Order book trades	367,385,636	1,000	935,109
Cross trades	175,456,653	204	183,073
Block trades	10,931,020,872	13	210,232
<b>Total</b>	<b>11,473,863,161</b>	<b>1,217</b>	<b>1,328,414</b>

#### MAX AND MIN VALUE OF TURNOVER AND INDICES

	In year 2002		In years 1989-2001	
Monthly turnover (in SITm)	52,608	October	53,123	December 2000
Daily turnover (in SITm)	11,474	16 Jul 2002	10,058	12 July 2001
Number of bargains per day	3,354	24 Sept 2002	5,900	8 July 1999
Value of block trade (in SITm)	3,664	16 Jul 2002	8,128	23 Nov 2001
Max value of SBI 20 index	3,547.64	8 Nov 2002	2,159.35	19 Dec 2001
Min value of SBI 20 index	2,140.80	3 Jan 2002	891.93	10 Sep 1996
Max value of SBI 20NT index	3,350.05	28 Nov 2002	2,096.75	27 Dec 2001
Min value of SBI 20NT index	2,082.58	3 Jan 2002	1,437.30	1 July 1998
Max value of IPT index	2,682.18	27 Nov 2002	1,806.98	30 Dec 1999
Min value of IPT index	1,753.43	8 Jan 2002	1,318.83	1 July 1998
Max value of PIX index	3,013.05	27 Nov 2002	1,633.77	19 Oct 1999
Min value of PIX index	1,551.00	3 Jan 2002	965.15	29 Apr 1999
Max value of FOOD AND BEVERAGES index	2,986.46	28 Nov 2002	2,175.17	28 Dec 2001
Min value of FOOD AND BEVERAGES index	2,049.04	28 Feb 2002	1,551.34	3 Apr 2000
Max value of CHEMICALS index	3,420.54	28 Nov 2002	2,176.97	6 Aug 1998
Min value of CHEMICALS index	1,896.00	3 Jan 2002	1,476.44	1 July 1998
Max value of OIL AND GAS index	4,664.47	27 Nov 2002	2,633.44	17 Dec 2001
Min value of OIL AND GAS index	2,554.39	3 Jan 2002	1,591.73	27 June 2000
Max value of TRANSPORT index	2,863.02	27 Nov 2002	2,070.25	7 Dec 2001
Min value of TRANSPORT index	2,032.64	3 Jan 2002	1,132.46	1 July 1998
Max value of TRADE index	2,553.74	28 Nov 2002	2,195.82	31 Jan 2000
Min value of TRADE index	1,790.84	3 Jan 2002	1,172.80	1 July 1998
Max value of BIO index	110.71	25 Nov 2002	113.52	14 Dec 1995
Min value of BIO index	107.17	12 Mar 2002	100.46	5 July 1995

## E4) NEW LISTED SECURITIES AND CHANGES IN YEAR 2002

### NEW LISTED LONG - TERM SECURITIES ON LJUBLJANA STOCK EXCHANGE IN YEAR 2002

#### OFFICIAL MARKET

##### BONDS

Issuer	Trading code	Nomin. value of issue	Issue	Listing date	First trading day
Republika Slovenija	RS28	10,500,000,000 SIT	28 <sup>th</sup> issue	18 Jan 2002	25 Jan 2002
Republika Slovenija	RS29	10,278,000 EUR	29 <sup>th</sup> issue	18 Jan 2002	25 Jan 2002
Republika Slovenija	RS31	2,974,680,000 SIT	31 <sup>st</sup> issue	18 Jan 2002	25 Jan 2002
Republika Slovenija	RS32	23,865,500 EUR	32 <sup>nd</sup> issue	18 Jan 2002	25 Jan 2002
Republika Slovenija	RS34	16,910,000,000 SIT	34 <sup>th</sup> issue	20 Feb 2002	26 Feb 2002
Republika Slovenija	RS35	14,000,000,000 SIT	35 <sup>th</sup> issue	20 Mar 2002	26 Mar 2002
Republika Slovenija	RS36	3,790,000,000 SIT	36 <sup>th</sup> issue	20 Mar 2002	26 Mar 2002
Republika Slovenija	RS33	127,166,003.64 EUR	33 <sup>rd</sup> issue	2 Apr 2002	9 Apr 2002
Republika Slovenija	RS37	17,000,000,000 SIT	37 <sup>th</sup> issue	24 Apr 2002	30 Apr 2002
Republika Slovenija	RS38	18,018,600 EUR	38 <sup>th</sup> issue	24 Apr 2002	30 Apr 2002
Republika Slovenija	RS40	15,000,000,000 SIT	40 <sup>th</sup> issue	4 June 2002	7 June 2002
Republika Slovenija	RS41	12,000,000,000 SIT	41 <sup>st</sup> issue	20 June 2002	26 June 2002
Republika Slovenija	RS42	12,000,000,000 SIT	42 <sup>nd</sup> issue	17 Jul 2002	24 Jul 2002
Banka Celje	BCE6A	10,000,000 EUR	6 <sup>th</sup> issue, A series	20 Sept 2002	30 Sept 2002
Banka Celje	BCE6B	1,000,000,000 SIT	6 <sup>th</sup> issue, B series	20 Sept 2002	30 Sept 2002
Republika Slovenija	RS43	9,363,180,000 SIT	43 <sup>rd</sup> issue	17 Oct 2002	22 Oct 2002
Republika Slovenija	RS21	20,000,000,000 SIT	21 <sup>st</sup> issue	4 Nov 2002	18 Nov 2002
Republika Slovenija	RS39	30,000,000,000 SIT	39 <sup>th</sup> issue	4 Nov 2002	18 Nov 2002
Abanka	AB06	13,500,000 EUR	6 <sup>th</sup> issue	14 Nov 2002	25 Nov 2002
Republika Slovenija	RS44	2,864,930,000 SIT	44 <sup>th</sup> issue	28 Nov 2002	29 Nov 2002

##### FREE MARKET

##### SHARES

Issuer	Trading code	Type of share	Listing date	First trading day
Jata Ermona	JAMR	common	10 Jan 2002	15 Jan 2002
Lesnina	MILG	common	16 Jan 2002	25 Jan 2002
KS 4 naložbe	K4NR	common	23 Apr 2002	25 Apr 2002
IMP KLIMAT	KLLG	common	23 Apr 2002	26 Apr 2002
Krona holding	KRHR	common	6 May 2002	9 May 2002
Aktiva fin	ATFR	common	28 May 2002	31 May 2002
Pljuške pekarne in slaščičarne	PPSG	common	7 Aug 2002	12 Aug 2002
Infond holding	IFFR	common	18 Sept 2002	23 Sept 2002
Sivent Ljubljana	SINR	common	3 Oct 2002	10 Oct 2002
Finira Ljubljana	FIRR	common	3 Oct 2002	10 Oct 2002
ETRA 33 Ljubljana	ETRG	common	4 Nov 2002	7 Nov 2002
Modra linija holding	MLHR	common	15 Nov 2002	20 Nov 2002

##### BONDS

Issuer	Trading code	Nominal value of issue	Issue	Listing date	First trading day
Probanka	PRB5	7,850,000 EUR	5 <sup>th</sup> issue	22 Apr 2002	26 Apr 2002
Nama	NAL1	953,975,000 SIT	1 <sup>st</sup> issue	2 Aug 2002	8 Aug 2002
Nova Ljubljanska banka	NLB7	6,250,000,000 SIT	7 <sup>th</sup> issue	18 Nov 2002	22 Nov 2002
Nova Ljubljanska banka	NLB8	14,276,000 EUR	8 <sup>th</sup> issue	18 Nov 2002	22 Nov 2002

##### Close-end funds

Issuer	Trading code	Type of share	Listing date	First trading day
Infond ID	IFIR	common	18 Sept 2002	23 Sept 2002

##### Authorised investment funds

Issuer	Trading code	Type of share	Listing date	First trading day
PID Vipa Invest	VI0N	common	22 Jan 2002	29 Jan 2002
KS - SKLAD 4	K4SR	common	23 Apr 2002	25 Apr 2002
ATENA PID	ATPR	common	11 Jun 2002	17 Jun 2002
INFOND PID	IFPR	common	18 Sept 2002	23 Sept 2002

### DELISTED LONG - TERM SECURITIES IN YEAR 2002

#### OFFICIAL MARKET

##### SHARES

Issuer	Trading code	Type of share	Delisting date
SKB banka	SKBB	common	27 June 2002
BTC	BTC	common	27 Sept 2002
Koloniale	KLMG	common	18 Nov 2002

##### FREE MARKET

##### SHARES

Issuer	Trading code	Type of share	Delisting date
Ermona Krmila	EMKG	common	11 Jan 2002
Jata Reja	JRDG	common	11 Jan 2002
Totra Plastika	TOPG	common	14 Jan 2002
PPC Gorenjski sejem	GSKG	common	18 Mar 2002
Veletrovinna Potrošnik	POMG	common	18 Mar 2002
Bohor	BFUG	common	19 Apr 2002
Alpdom	ALDG	common	5 Jul 2002
AVANT HOLDING	AVHR	common	13 Aug 2002
CERTIUS HOLDING	CERR	common	13 Aug 2002
AKTIVA FIN	ATFR	common	13 Aug 2002
AKTIVA AVANT FINANČNA DRUŽBA	AAFR	common	13 Aug 2002
Kovinslehnna Celje	KCEG	common	2 Sept 2002
Kovinslehnna Celje	KCEU	preferred	2 Sept 2002
Novolit Nova vas	NNVG	common	2 Sept 2002
Potrošnik Celje	POCG	common	9 Sept 2002
KD Investments	KDZ	common	18 Sept 2002
CM Celje	CEMG	common	27 Sept 2002
Rudis Trbovlje	RUTG	common	17 Oct 2002
Dom smreka Maribor	DSMG	common	16 Oct 2002
Mercata holding	MEHR	common	04 Oct 2002
Cementarna Trbovlje	CTRG	common	03 Oct 2002
KS1-NALOŽBE	KSNG	common	5 Nov 2002
KS4-NALOŽBE	K4NG	common	5 Nov 2002
PPS - Pekarne Ptuj	PPSG	common	7 Nov 2002
Jata	JMLG	common	14 Nov 2002
Kmetijski kombinat Ptuj	KMPG	common	14 Nov 2002

##### AUTHORISED INVESTMENT FUNDS

Issuer	Trading code	Type of share	Delisting date
Vipa Invest Nanos	VN0N	common	15 Jan 2002
Vipa Invest Soča	VS0N	common	15 Jan 2002
Arkada dva	AR2N	common	8 Mar 2002
Arkada tri	AR3N	common	8 Mar 2002
KS - SKLAD 4	KS4N	common	23 Apr 2002
Krona krona	KR0N	common	6 May 2002
Atena 1. Sklad	AT1N	common	29 May 2002
Infond zlat	IZ0N	common	23 Sept 2002

EXTENDED LISTING OF LONG - TERM SECURITIES IN YEAR 2002

OFFICIAL MARKET

SHARES

Issuer	Trading code	Type of share	Number of shares before extension	Number of shares after extension	Extension date
Salus	SALR	common	124,970	134,980	27 June 2002
Intereuropa	IEKG	common	7,210,700	7,902,413	19 Jul 2002
Lek	LEKB	preferred	139,142	139,312	24 Sept 2002
Terme Čatež	TCRG	common	449,981	674,971	12 Sept 2002
Lek	LEKB	preferred	139,312	139,446	22 Oct 2002
Lek	LEKB	preferred	139,446	139,957	25 Oct 2002
Pivovarna Laško	PILR	common	6,534,256	8,747,652	18 Oct 2002
Lek	LEKB	preferred	139,957	140,177	29 Oct 2002
Lek	LEKB	preferred	140,177	140,193	12 Nov 2002

BONDS

Issuer	Trading code	Issue	Number of bonds before extension	Number of bonds after extension	Extension date
Republika Slovenija	RS27	27 <sup>th</sup> issue	409,150	1,700,000	16 Jan 2002
Republika Slovenija	RS29	29 <sup>th</sup> issue	102,780	328,037	18 Feb 2002
Republika Slovenija	RS29	29 <sup>th</sup> issue	328,037	550,000	4 June 2002
Republika Slovenija	RS36	36 <sup>th</sup> issue	379,000	1,200,000	19 June 2002
Republika Slovenija	RS38	38 <sup>th</sup> issue	180,186	502,495	15 Jul 2002
Republika Slovenija	RS38	38 <sup>th</sup> issue	502,495	1,000,000	18 Oct 2002

FREE MARKET

BONDS

Issuer	Trading code	Issue	Number of bonds before extension	Number of bonds after extension	Extension date
Slovenska odškodninska družba	SOSZE	2 <sup>nd</sup> issue	7,000,000	10,500,000	2 Oct 2002

SHARES

Issuer	Trading code	Type of share	Number of shares before extension	Number of shares after extension	Extension date
Hidroelektrik	VHLG	common	330,034	384,472	27 Aug 2002
KD GROUP	SKDR	common	99,972	186,436	23.09.2002
Color Medvode	COMG	common	603,701	950,391	16 Oct 2002
Zdravilišče Rogaška	RGS	common	893,757	898,110	8 Nov 2002
Zdravilišče Rogaška	RGP	preferred	27,845	27,850	8 Nov 2002

AUTHORISED INVESTMENT FUNDS

Issuer	Trading code	Type of share	Number of shares before extension	Number of shares after extension	Extension date
Arkada ena	AR1N	common	30,210,725	66,406,092	8 Mar 2002

REDUCED LISTING OF LONG - TERM SECURITIES IN YEAR 2002

FREE MARKET

SHARES

Issuer	Trading code	Type of share	Number of shares before reduction	Nominal value of share before reduction	Number of shares after reduction	Nominal value of share after reduction	Reduction date
KS 1 NALOŽBE	KSNV	common	4,178,789	100 SIT	592,970	1,800 SIT	21 Aug 2002
KS 4 NALOŽBE	K4NG	common	1,525,271	1,000 SIT	209,673	1,000 SIT	16 Aug 2002
Mercata 1 holding	MHLG	common	2,693,249	1,000 SIT	258,586	1,000 SIT	1 Oct 2002
Slovenski Les	SLLG	common	304,094	10,000 SIT	273,604	10,000 SIT	29 Oct 2002
Pinus TKI Rače	PIRG	common	148,203	10,000 SIT	133,383	10,000 SIT	28 Nov 2002

AUTHORISED INVESTMENT FUNDS

Issuer	Trading code	Type of share	Number of shares before reduction	Nominal value of share before reduction	Number of shares after reduction	Nominal value of share after reduction	Reduction date
Modra linija	ML0G	common	52,986,743	100 SIT	34,156,833	100 SIT	14 Nov 2002

EXPIRED BONDS IN YEAR 2002

Issuer	Trading code	Issue	Market	Last trading day
LB SB Velenje	BV01	1 <sup>st</sup> issue	official market	25 Jan 2002
Factor banka	FB01E	1 <sup>st</sup> issue	official market	31 Mar 2002
Republika Slovenija 12. Izdaja	RS12	12 <sup>th</sup> issue	official market	22 May 2002
Banka Koper	BKP2	2 <sup>nd</sup> issue	free market	24 May 2002
Nova ljubljanska banka	NLB1	1 <sup>st</sup> issue	official market	27 May 2002
Nova ljubljanska banka	NLB2E	2 <sup>nd</sup> issue	official market	27 May 2002
Občina Šmarje pri Jelšah	OSMOE	1 <sup>st</sup> issue	free market	27 Aug 2002
Abanka	AB01E	1 <sup>st</sup> issue	free market	25 Sept 2002
Dolenjska banka	DB01	1 <sup>st</sup> issue	official market	1 Nov 2002
Dolenjska banka	DB02E	1 <sup>st</sup> issue	official market	1 Nov 2002
Krekova banka	KRB2E	2 <sup>nd</sup> issue	official market	15 Oct 2002
Republika Slovenija	RSE	15 <sup>th</sup> issue, E series	official market	15 Oct 2002

MEMBERSHIP IN YEAR 2002

Member	Date	Admission/Exclusion	Total number of members
Brod na Muri BPH	19 Feb 2002	exclusion	30
aBrokers	31 May 2002	exclusion	29
IT Modra hiša d.o.o.	30 Nov 2002	exclusion	28

## F) LIST OF SECURITIES - NOVEMBER 2002

### F1) OFFICIAL MARKET (1)

#### CORPORATE BONDS

	Issuer	Trading code	First trading day	Nominal value of issue traded	Coupon interest rate	Maturity	Sector
1	ABANKA	AB03	14 June 1999	7 EURm	5 % p.a.	1998-2005	banking
2	ABANKA	AB04	27 Dec 2000	10 EURm	6.25 % p.a.	2000-2007	banking
3	ABANKA	AB06	25 Nov 2002	13.5 EURm	5.9 % p.a.	2002-2009	banking
4	ABANKA	AB05	26 Sept 2001	10 EURm	6 % p.a.	2001-2006	banking
5	BANKA CELJE	BCE3	6 Mar 2000	10 EURm	6 % p.a.	1999-2005	banking
6	BANKA CELJE	BCE4	9 Feb 2001	10 EURm	6 % p.a.	2000-2006	banking
7	BANKA CELJE	BCE5	19 Dec 2001	10 EURm	6 % p.a.	2001-2007	banking
8	BANKA CELJE	BCE6A	30 Sept 2002	10 EURm	5.6 % p.a.	2002-2008	banking
9	BANKA CELJE	BCE6B	30 Sept 2002	10,000 SITm	4.9 % p.a.	2000-2005	banking
10	BANKA VIFA	VP02E	25 Oct 1995	2,045,167.52 EUR	10 % p.a.	1995-2005	banking
11	BANKA VIFA	VIP3E	13 Nov 1996	2,556,459.41 EUR	7.5 % p.a.	1996-2006	banking
12	BANKA VIFA	VIP4E	3 Dec 1997	2,045,167.52 EUR	7 % p.a.	1997-2007	banking
13	BANKA VIFA	VIP5	24 Dec 1998	2 EURm	6 % p.a.	1998-2008	banking
14	BANKA VIFA	VIP6	6 Mar 2000	2 EURm	5.5 % p.a.	1999-2009	banking
15	BANKA VIFA	VIP7	19 July 2001	2 EURm	6.2 % p.a.	2001-2010	banking
16	BLAGOVNO TRGOVINSKI CENTER	BTC1E	24 Feb 1997	17,383,924.96 EUR	10.5 % p.a.	1996-2008	retail, wholesale and real estate trade
17	HOTELI BERNARDIN	HTB1E	28 June 1999	10,225,837.62 EUR	8.5 % p.a.	1999-2009	hotel and restaurant activities
18	LB BANKA ZASAVJE	BZ02E	14 Jan 1997	4,601,626.93 EUR	7.5 % p.a.	1996-2004	banking
19	NFD	NI01	21 Dec 1999	2,171.84 SITm	5.5 % p.a. + TOM	1999-2006	investment consulting
20	NOVA KBM	KBM1E	5 Oct 1998	7,669,378.22 EUR	6 % p.a.	1998-2003	banking
21	NOVA KBM	KBM2	14 Nov 2000	9 EURm	5.9 % p.a.	2000-2006	banking
22	NOVA KBM	KBM3	14 Nov 2001	2,000 SITm	5.8 % p.a.+TOM	2001-2006	banking
23	NOVA KBM	KBM4	14 Nov 2001	9 EURm	6 % p.a.	2001-2006	banking
24	NOVA LJUBLJANSKA BANKA	NLB5	27 Sept 2001	12 mio EUR	5.8 % p.a.	2000-2005	banking
25	NOVA LJUBLJANSKA BANKA	NLB3	18 July 2000	4,000 SITm	5.25 % p.a. + TOM	2000-2005	banking
26	NOVA LJUBLJANSKA BANKA	NLB4	18 July 2000	5 EURm	5.65 % p.a.	2000-2005	banking
27	PROBANKA	PRB1	15 July 1996	800 SITm	6 % p.a. + TOM	1995-2003	banking
28	PROBANKA	PRB2E	3 Nov 1997	3,067,751.29	8 % p.a.	1995-2003	banking
29	SKB BANKA	SKB3E	14 Mar 1997	17,895,215.84 EUR	7.5 % p.a.	1996-2003	banking
30	SKB BANKA	SKB4A	30 Dec 1999	3,818.2 SITm	5.25 % p.a. + TOM	1999-2005	banking
31	SKB BANKA	SKB4B	30 Dec 1999	5,909 EURm	5.25 % p.a.	1999-2006	banking
32	SLOVENSKA ZADRUŽNA KMETIJSKA BANKA	ZBK1E	10 July 1995	2,556,459.41 EUR	10 % p.a.	1994-2004	banking
33	SLOVENSKA ZADRUŽNA KMETIJSKA BANKA	SZB3	15 Mar 2000	2,000 SITm	5.3 % p.a. + TOM	1999-2005	banking
34	STANOVANJSKI SKLAD RS	SSR1E	4 July 1996	4,083,023.58 EUR	6 % p.a.	1995-2010	national mortgage agency
35	STANOVANJSKI SKLAD RS	SSR2	30 June 1998	2,000 SITm	7.2 % p.a. + TOM	1998-2008	national mortgage agency

#### MUNICIPAL and GOVERNMENT BONDS

	Issuer	Trading code	First trading day	Nominal value of issue traded	Coupon interest rate	Maturity	Sector
1	REPUBLIC OF SLOVENIA	RS04E	6 Aug 1998	136,803,812.19 EUR	8 % p.a.	1996-2022	government bond
2	REPUBLIC OF SLOVENIA	RS08E	24 Nov 1993	49,356,539.17 EUR	5 % p.a.	1993-2003	government bond
3	REPUBLIC OF SLOVENIA	RS10	14 June 1999	52,189.61 SITm	4.5 % p.a. + TOM	1997-2007	government bond
4	REPUBLIC OF SLOVENIA	RS13E	14 June 1999	54,555,355.02 EUR	5.55 % p.a.	1998-2008	government bond
5	REPUBLIC OF SLOVENIA	RS14	29 Feb 2000	6,304 SITm	4 % p.a. + TOM	1999-2003	government bond
6	REPUBLIC OF SLOVENIA	RS16	29 Feb 2000	4,790.2 SITm	5.55 % p.a. + TOM	1995-2005	government bond
7	REPUBLIC OF SLOVENIA	RS1	23 Jan 1997	8,981.3 SITm	5.7 % p.a. + TOM	1995-2006	government bond
8	REPUBLIC OF SLOVENIA	RS16	15 Mar 2000	6,000 SITm	4.2 % p.a. + TOM	2000-2003	government bond
9	REPUBLIC OF SLOVENIA	RS17	15 Mar 2000	9,000 SITm	4.7 % p.a. + TOM	2000-2005	government bond
10	REPUBLIC OF SLOVENIA	RS18	15 May 2000	50 EURm	6 % p.a.	2000-2010	government bond
11	REPUBLIC OF SLOVENIA	RS19	18 Aug 2000	6,000 SITm	4.2 % p.a. + TOM	2000-2003	government bond
12	REPUBLIC OF SLOVENIA	RS20	12 Dec 2000	6,000 SITm	4.2 % p.a. + TOM	2000-2003	government bond
13	REPUBLIC OF SLOVENIA	RS21	18 Nov 2002	20,000 SITm	1 % p.a. + TOM	2001-2015	government bond
14	REPUBLIC OF SLOVENIA	RS22	22 Feb 2001	8,000 SITm	4.7 % p.a. + TOM	2001-2006	government bond
15	REPUBLIC OF SLOVENIA	RS23	20 Feb 2001	40 EURm	6 % p.a.	2001-2011	government bond
16	REPUBLIC OF SLOVENIA	RS24	22 Mar 2001	1,100 SITm	4.2 % p.a. + TOM	2001-2004	government bond
17	REPUBLIC OF SLOVENIA	RS25	3 May 2001	8,000 SITm	4.7 % p.a. + TOM	2001-2006	government bond
18	REPUBLIC OF SLOVENIA	RS26	14 June 2001	50 EURm	5.375 % p.a.	2001-2011	government bond
19	REPUBLIC OF SLOVENIA	RS27	20 Dec 2001	17,000 SITm	4.7 % p.a. + TOM	2001-2006	government bond
20	REPUBLIC OF SLOVENIA	RS28	25 Jan 2002	10,500 SITm	4.2 % p.a. + TOM	2002-2005	government bond
21	REPUBLIC OF SLOVENIA	RS29	25 Jan 2002	55 EURm	5.375 % p.a.	2002-2012	government bond
22	REPUBLIC OF SLOVENIA	RS31	25 Jan 2002	2,974.68 SITm	4.7 % p.a. + TOM	2002-2007	government bond
23	REPUBLIC OF SLOVENIA	RS32	25 Jan 2002	23,8655 EURm	5.375 % p.a.	2002-2012	government bond
24	REPUBLIC OF SLOVENIA	RS33	9 Apr 2002	127,166 EURm	8 % p.a.	2002-2022	government bond
25	REPUBLIC OF SLOVENIA	RS34	26 Feb 2002	16,910 SITm	4.2 % p.a. + TOM	2002-2007	government bond
26	REPUBLIC OF SLOVENIA	RS35	26 Mar 2002	14,000 SITm	9 % p.a.	2002-2007	government bond
27	REPUBLIC OF SLOVENIA	RS36	26 Mar 2002	12,000 SITm	7.5 % p.a.	2002-2005	government bond
28	REPUBLIC OF SLOVENIA	RS37	30 Apr 2002	17,000 SITm	4 % p.a. + TOM	2002-2007	government bond
29	REPUBLIC OF SLOVENIA	RS38	30 Apr 2002	100 EURm	5.63 % p.a.	2002-2017	government bond
30	REPUBLIC OF SLOVENIA	RS39	18 Nov 2002	30,000 SITm	1 % p.a. + TOM	2002-2008	government bond
31	REPUBLIC OF SLOVENIA	RS40	7 June 2002	15,000 SITm	3.9 % p.a. + TOM	2002-2007	government bond
32	REPUBLIC OF SLOVENIA	RS41	26 June 2002	12,000 SIT m	3.9 % p.a. + TOM	2002-2007	government bond
33	REPUBLIC OF SLOVENIA	RS42	24 Jul 2002	12,000 SIT m	9 % p.a.	2002-2005	government bond
34	REPUBLIC OF SLOVENIA	RS43	22 Oct 2002	9,363.18 SITm	3 % p.a. + TOM	2002-2006	government bond
35	REPUBLIC OF SLOVENIA	RS44	29 Nov 2002	2,964.93 SITm	6.65 % p.a.	2002-2012	government bond
36	SLOVENSKA RAZVOJNA DRUŽBA	SKR1E	3 July 1995	25,564,594.06 EUR	5 % p.a.	1993-2003	development fund of Republic Slovenia

**TOM** (abbreviation for: "temeljna obrestna mera"- base interest rate) - indexation factor, calculated as twelve month average of monthly consumer price index



## F1) OFFICIAL MARKET (2)

### COMMON SHARES

	Issuer	Trading code	First trading day	Nominal value of issue listed	Number of shares traded	Isin code	Sector
1	AERODROM LJUBLJANA	AELG	8 Oct 1997	1,936.229 SITm	1,936,229	SI0031103276	airport services
2	BANKA KOPER	BKP	14 Mar 2000	5,313.59 SITm	531,359	SI 002110547 1	banking
3	COMET ZREČE	CHZG	2 Nov 1998	1,700.688 SITm	1,700,688	SI0031104407	grinding wheels and other non-metals production
4	DELO LJUBLJANA	DELR	13 Jan 1999	667.464 SITm	667,464	SI 003110445 6	publishing
5	DELO PRODAJA	DPRG	12 Feb 2001	593.549 SITm	593,549	SI0031107079	trade
6	DROGA PORTOROŽ	DRPG	12 June 1996	2,827.68 SITm	282,768	SI0031100256	food processing industry
7	EMONA OBALA KOPER	EOKG	7 Jan 1998	1,741.456 SITm	1,741,456	SI0031102682	commerce
8	ETOL CELJE	ETOG	21 Feb 1997	2,745.76 SITm	274,576	SI0031101338	essential oils and fragrances production
9	GEODETSKI ZAVOD SLOVENIJE	GZRG	8 Jan 2001	379.820 SITm	379,820	SI0031110339	surveying and cartography
10	GORENJE VELENJE	GRVG	10 Nov 2000 official market (2 June 1998 free market)	12,200 SITm	12,200,000	SI0031104076	household appliances
11	GRADBENO PODJETJE GROSUPLJE	GPG	23 Dec 1994	19,941.1 SITm	199,411	SI0031100728	construction industry
12	INTEREUROPA KOPER	IEKG	12 Jan 1998	7,902.413 SITm	7,902,413	SI0031100090	retail trade
13	ISTRABENZ KOPER	ITBG	16 June 1997	5,180 SITm	5,180,000	SI0031102070	holding companies management
14	KOMPAS MTS	MTSG	8 Dec 2000	3,526.714 SITm	3,526,714	SI0031103706	catering service, border-crossing and tourist services
15	KOLINSKA LJUBLJANA	KOLR	8 Jan 1996	3,166.992 SITm	3,166,992	SI0031100058	food processing industry
16	KRKA TOVARNA ZDRAVIL NOVO MESTO	KRKG	4 Nov 1997	14,170.448 SITm	3,542,612	SI0031102120	pharmaceutical & chemical industry
17	LEK LJUBLJANA	LEKA	11 Sep 1996	10,743.738 SITm	1,790,623	SI0031100645	pharmaceuticals
18	LUKA KOPER	LKPG	20 Nov 1996	7,140 SITm	7,140,000	SI0031101346	transport
19	MERCATOR LJUBLJANA	MELR	22 Dec 1997	32,085.04 SITm	3,208,504	SI0031100082	commerce industry, agriculture
20	MERKUR KRANJ	MER	30 Nov 1998	91,258.5 SITm	912,585	SI0031104639	wholesale and retail trade
21	MLINOTEST AJDOVŠČINA	MAJG	3 Apr 2000	2,389.177 SITm	2,389,177	SI 003110820 0	food processing industry
22	NIKA BREŽICE	NIKA	23 June 1992	479.688 SITm	479,688	SI0031100793	financial consultancy and services
23	PETROL LJUBLJANA	PETG	5 May 1997	12,517.806 SITm	2,086,301	SI 003110215 3	crude-oil and gas trade
24	PIVOVARNA LASKO	PILR	1 Feb 2000	8,747.652 SITm	8,747,652	SI 003110741 8	brewery
25	PIVOVARNA UNION	PULG	6 Mar 2000	4,511.14 SITm	451,114	SI 003110907 5	brewery and soft drinks
26	RADENSKA RADENCI	RARG	3 Apr 1997	5,061.856 SITm	5,061,856	SI 003110230 2	health resort
27	SALUS LJUBLJANA	SALS	16 Jan 1992	134.98 SITm	134,980	SI 003110568 5	full-line pharmaceutical
28	SAVA KRANJ	SAVA	6 Jan 2000	17,209.87 SITm	1,720,987	SI 003110845 7	wholesale chemicals
29	TEHNOUNION LJUBLJANA	TEHG	26 Nov 1998	840.05 SITm	84,005	SI 003110002 5	sales agent and marketing of motor vehicles
30	TERME ČATEŽ	TCRG	26 Aug 1993	4,049.826 SITm	674,971	SI 003110063 7	health resort
31	ZDRAVILIŠČE MORAVSKE TOPLICE	ZMTG	25 Sep 1997	2,861.843 SITm	2,861,843	SI 003110325 0	health resort
32	ŽIVILA KRANJ	ZKNG	15 May 2000	3,199.97 SITm	319,997	SI 003110678 2	trade and catering industry
33	ŽITO LJUBLJANA	ZTOG	20 Mar 2000	3,487.65 SITm	348,765	SI 003110844 0	flour, bread, pasta and sweets production

### PREFERRED SHARES

	Issuer	Trading code	First trading day	Nominal value of issue listed	Number of shares traded	Isin code	Sector
1	LEK LJUBLJANA	LEKB	6 May 1999	841.158 SITm	140,193	SI 003120027 0	pharmaceuticals
2	PROBANKA MARIBOR	PRBP	30 Mar 1993	400 SITm	400,000	SI 002120040 5	banking
3	VIPA BANKA	VPPP	28 June 1994	350 SITm	17,500	SI 002120031 4	banking

TRADED SECURITIES - NOVEMBER 2002

F2) FREE MARKET (1)

CORPORATE BONDS

	Issuer	Trading code	First trading day	Nominal value of issue traded	Interest rate	Maturity	Sector
1	AUTOCOMMERCE LJUBLJANA	ACL1E	15 Dec 1997	11,401,808.95 EUR	8 % p.a.	1997-2006	foreign and domestic trade, service and production
2	BANKA KOPER	BKP3	5 Jan 2000	5 EURm	5 % p.a.	1999-2004	banking
3	BANKA KOPER	BKP4	21 Dec 2000	2,000 SITm	6 % p.a. + TOM	2000-2005	banking
4	BANKA VIPA	VP01E	5 Jan 1995	1,022,583.76 EUR	10 % p.a.	1994-2004	banking
5	KD INVESTMENTS	KD01E	24 July 1996	4,090,335.05 EUR	10 % p.a.	1996-2006	investment
6	NAMA	NAL1	8 Aug 2002	953,795,000 SIT	7 % p.a. + EUR	2002-2008	trade
7	NOVA LJUBLJANSKA BANKA	NLB7	22 Nov 2002	6,250 SITm	10 % p.a.	2002-2005	banking
8	NOVA LJUBLJANSKA BANKA	NLB8	22 Nov 2002	14,276 EURm	5.5 % p.a.	2002-2007	banking
9	POTEZA	BDP2	13 Dec 1999	1.5 EURm	7.5 % p.a.	1999-2004	brokerage house
10	PROBANKA	PRB4	15 Mar 2000	5 EURm	5.5 % p.a.	1999-2007	banking
11	PROBANKA	PRB5	26 Apr 2002	7.85 EURm	6.25 % p.a.	2001-2006	banking
12	SI.MOBIL	SM01E	24 Sep 1999	2,556,459.41 EUR	6 % p.a.	1999-2006	telecommunication
13	SIP STROJNA OPREMA	SIP1AE	19 June 2000	3,323,397.23 EUR	6 % p.a.	1999-2009	production of tractors and other
14	SIP STROJNA OPREMA	SIP1BE	19 June 2000	1,763,956.99 EUR	6 % p.a.	1999-2009	agricultural, forestry and cultivation
15	UBK BANKA*	UBKKE	5 Jan 1995	3,067,751.29 EUR	8.5 % floating rate	1994-2004	banking

\* floating interest rate calculated as an average annual interest rate of long-term government bonds denominated in EUR

MUNICIPAL and GOVERNMENT BONDS

	Issuer	Trading code	First trading day	Nominal value of issue traded	Coupon interest rate	Maturity	Sector
1	SLOVENSKA ODŠKODNINSKA DRUŽBA	SOS2E	7 Apr 1997	536,865,000 EUR	6 % p.a.	1996-2004	meeting commitments deriving from denationalisation process
2	STANOVANJSKI SKLAD RS	SSR3	8 May 2001	2,000 SITm	6.1% p.a. + TOM	2001-2011	national mortgage agency

TOM (abbreviation for: "temeljna obrestna mera" - base interest rate) - indexation factor calculated as twelve month average of monthly consumer price index

## F2) FREE MARKET (2)

### COMMON SHARES

	Issuer	Trading code	First trading day	Nominal value of issue traded	Number of shares traded	Isin code	Sector
1	AGROKOMBINAT MARIBOR	AKMG	24 Sep 1999	403.808 SITm	403.808	SI 003110433 2	retail, fooder production for livestock, meat and milk products, granary services
2	ALPETOUR POTOVALNA AGENCIJA ŠKOFJA LOKA	APAG	2 Aug 2000	526.084 SITm	263,042	SI 003110989 3	passengers transportat
3	AVTO CELJE	AVCG	4 Feb 1997	418.077 SITm	418,077	SI 003110211 2	car sale and repair services
4	AVTOPREVOZNIŠTVO IN SERVISI VELENJE	ASVG	1 Sep 1997	308.696 SITm	308,696	SI 003110315 1	transport company
5	BELINKA HOLDING LJUBLJANA	BELG	19 Oct 2000	2,702.532 SITm	2,702,532	SI 003110216 1	holding companies management
6	CAPITA LJUBLJANA	CAP1	5 Sep 1997	582.021 SITm	582,021	SI 002110003 5	holding companies management
7	CETIS CELJE	CETG	10 Mar 1997	2.400 SITm	200,000	SI 003110084 3	paper industry and graphics
8	CINKARNA CELJE	CICG	6 Mar 1998	4,874.862 SITm	812,477	SI 003110380 5	metallurgic and chemical industry
9	COLOR MEDVODE	COMG	15 Jan 1998	1,900.782 SITm	950,391	SI 003110360 7	resin, colours and varnish industry
10	CREINA KRANJ	CRKG	21 Feb 2000	194.376 SITm	48,594	SI 003110915 8	production and wholesale of agricultural and industrial machines and gadgats
11	DADAS MARIBOR	DAD	16 Sep 1997	125.28 SITm	31,320	SI 003110076 9	financial consultancy and services
12	DANA MIRNA	DMRG	7 June 1999	356.128 SITm	356,128	SI 003110520 6	secondary industry of fruit processing and production of alcohol and non-alcohol drinks
13	DRAVINJSKI DOM SLOVENSKE KONJICE	DSKG	19 May 2000	216.56 SITm	216,560	SI 003110958 8	wholesale and retail of food and non-food products
14	DZS LJUBLJANA	DZS	12 May 1999	1,429.368 SITm	1,429,368	SI 003110527 1	publishing and trading
15	EGOLES ŠKOFJA LOKA	GKRG	17 Sep 1999	258.3 SITm	258,300	SI 003110714 5	forest management and sale of wood products
16	ELMO LJUBLJANA	IELG	22 Feb 2001	708 SITm	708,000	SI 003111026 3	electrical installations
17	ETRA 33 LJUBLJANA	ETRG	7 Nov 2002	454.23 SITm	45,423	SI 003110712 9	production of electromotors, generators and transformers
18	FINIRA LJUBLJANA	FIRR	10 Oct 2002	2,179.206 SITm	2,179,206	SI 002111138 8	holding companies management
19	FRUCTAL AJDOVŠČINA	FRAG	6 Jan 1998	2,504.151 SITm	2,504,151	SI 003110359 9	food-processing industry
20	GEA COLLEGE LJUBLJANA	GEAR	5 Jan 1995	147.885 SITm	147,885	SI 003110080 1	consulting
21	GEA TOVARNA OLJA SLOV.BISTRICA	GSBG	30 June 1996	660.348 SITm	660,348	SI 003110129 6	oil - producing industry
22	GRAD PRESTRANEK	GDPR	1 Feb 2000	345.88 SITm	43,235	SI 003110898 6	revitalisation and renewal of the Prestranek estate, catering and tourist activities; horse breeding
23	GRADIS GP LJUBLJANA	GLJG	12 July 1999	609.5 SITm	304,750	SI 003110393 8	construction
24	GRAND HOTEL UNION LJUBLJANA	GHUG	5 Jan 2000	1,814.613 SITm	1,814,613	SI 003110865 5	hotel industry
25	GORENJSKI TISK KRANJ	GTKG	19 Sep 1996	960.176 SITm	960,176	SI 003110119 7	graphics services
26	GORIŠKE OPEKARNE RENČE	GORG	8 Mar 1999	392.725 SITm	392,725	SI 003110499 3	production of different clay brick products
27	GOZDNO GOSPODARSTVO BLEĐ	GGBG	27 Dec 1999	611.9 SITm	611,900	SI 003110737 6	forest management
28	GOZDNO GOSPODARSTVO POSTOJNA	GZPG	30 June 1999	489.52 SITm	489,520	SI 003110571 9	forest management and sale of wood products
29	HELIOS DOMŽALE	HDOG	19 Sep 1996	2,198.61 SITm	219,861	SI 003110114 8	intermediary on fuel, mine sector
30	HIDROTEHNIK LJUBLJANA	VHLG	5 July 1999	384.472 SITm	384,472	SI 003110551 1	building industry and protection against flood damage
31	HIPOTEKARNA BANKA BREŽICE	HBR	14 Dec 1998	600 SITm	300,000	SI 002110074 6	banking
32	HOTELI PALACE PORTOROŽ	PALG	7 Oct 1997	2,346.102 SITm	2,346,102	SI 003110330 0	hotel industry
33	IMP ČRPALKE	ICRG	9 Sep 1998	333.034 SITm	333,034	SI 003110434 0	production of pumps
34	INFOND HOLDING	IFFR	23 Sept 2002	16,833.414 SITm	16,833,414	SI 002111076 0	holding companies management
35	INLES RIBNICA	IHPG	8 Oct 1999	1,111.050 SITm	555,525	SI 003110745 9	production of furniture
36	INTARA LJUBLJANA	INTR	5 Jan 1995	101 SITm	101,000	SI 003110114 8	brokerage house
37	INTEGRAL JESENICE	INJG	14 Sep 1999	243.784 SITm	243,784	SI 003110708 7	merchandise and passenger transport, motor vehicle service and repairs
38	INTERTRADE ITA LJUBLJANA	INRG	20 Oct 1997	695.31 SITm	69,531	SI 003110333 4	mechanical engineering representative
39	INTERTRADE ITS LJUBLJANA	ITSG	24 Apr 1998	1,260 SITm	1,260,000	SI 003110394 6	information and computer service
40	INTES MARIBOR	IMTG	9 Mar 2000	549.982 SITm	549,982	SI 003110920 8	cereal processing and production of farinaceous food
41	IMP KLIMAT	KLLG	26 Apr 2002	353.9 SITm	353,900	SI 003111114 7	production of air conditioning equipment
42	JADRAN SEŽANA	JASG	23 Sep 1996	226.334 SITm	226,334	SI 003110154 4	commerce industry
43	JATA EMOŃA	JAMR	15 Jan 2002	3,197.534 SITm	3,197,534	SI 003111109 7	production and retailing of poultry meat
44	JAVOR PIVKA	JPIG	13 Nov 2000	1,194.7 SITm	1,194,700	SI 003110910 9	production of plywood, bound and layer wood, fibre and other slabs
45	JELEN SLOVENSKE KONJICE	JESG	29 Nov 1999	50.849 SITm	50,849	SI 003110430 8	restaurant & hotel capacities
46	JUTEKS ŽALEC	JTKG	2 Nov 1999	641.432 SITm	641,432	SI 003110786 3	carpet production on various linings
47	KEMA PUCONCI	KEPG	17 Dec 1998	217.346 SITm	217,346	SI 003110420 9	production of special buildingmaterials
48	KLASJE CELJE	KLKG	2 July 1999	734.716 SITm	734,716	SI 003110548 7	bread, pastries and sweets production
49	KD HOLDING	KDHR	5 Feb 2001	7,399.752 SITm	924,969	SI 003111046 1	holding companies management
50	KOMPAS HOTELI KRANJSKA GORA	KHKG	31 May 1996	1,627 SITm	162,700	SI 003110052 0	tourism, hotel industry
51	KRONA HOLDING	KRHR	9 May 2002	1,287.121 SITm	1,287,121	SI 002111124 8	holding companies management
52	KOŠAKI TMI MARIBOR	TKMG	11 Oct 1999	432.36 SITm	43,236	SI 003110424 1	secondary meat industry and production of meat products
53	KRUH PECIVO MARIBOR	KPEG	2 July 1997	555.934 SITm	555,934	SI 003110295 5	bread and pastries production
54	LESNINA EMMI SLOV.BISTRICA	LSBG	8 May 1996	684.037 SITm	684,037	SI 003110035 5	aluminium and wood production
55	LESNINA	MILG	12 Jan 2002	2,906.815 SITm	76,495	SI 003111116 2	wholesale and retail of furniture

## F2) FREE MARKET (3)

### COMMON SHARES

	Issuer	Trading code	First trading day	Nominal value of issue traded	Number of shares traded	Isin code	Sector
56	LIP BLEED	LLBG	12 Jan 2000	2,155.899 SITm	2,155,899	SI 003110871 3	wood manufacturing
57	LIV POSTOJNA	LIVG	16 Nov 1999	1,616 SITm	161,600	SI 003110796 2	production of vacuum cleaners, plastic tubes and fittings, bicycles, hydraulic elevators and concrete mixers
58	LIZ INŽENIRING LJUBLJANA	LIZG	11 Mar 1999	188,677 SITm	188,677	SI 003110371 4	consulting and engineering in object construction
59	MARINA PORTOROŽ	MAPG	19 Sep 1996	627,864 SITm	313,932	SI 003110058 7	nautical and hotel industry
60	OLJARICA KRANJ	MOKG	27 Jan 1999	704,04 SITm	70,404	SI 003110201 3	production of cooking oil
61	MEDALJON MARIBOR	MEDR	12 Oct 1999	1,734 SITm	1,734,000	SI 003110691 5	management of holding companies, business operations of own real estate and renting own real estate
62	MEDVEŠEK PUŠNIK LJUBLJANA	MPL	12 Dec 1997	160 SITm	80,000	SI 002110324 5	financial consulting
63	MELAMIN KOČEVJE	MKOG	23 Sep 1996	466,489 SITm	466,489	SI 003111020 1	chemical industry
64	MERCATA 1 HOLDING	MHLR	30 Jan 2001	2,693,249 SITm	2,693,249	SI 003111007 3	holding companies management
65	MESNA INDUSTRIJA PRIMORSKE	MIPG	19 June 2000	1,478,742 SITm	1,478,742	SI 003110969 5	meat processing industry; wholesale and retail trade with provisions
66	MITOL SEŽANA	MISG	15 May 1997	770,509 SITm	770,509	SI 003110271 6	production and sale of adhesive substances and resinous compound
67	MILADINSKA KNJIGA TISKARNA LJUBLJANA	MKTG	11 Oct 1999	1,039,54 SITm	103,954	SI 003110094 2	printing, publishing, retail and wholesale
68	MODRA LINJA HOLDING	MLHR	20 Nov 2002	1,882,991 SIT m	1,882,991	SI 002111058 8	holding companies management
69	MURALES LJUTOMER	MULG	2 Mar 2001	322,045 SITm	322,045	SI 003110778 0	production of wood furniture
70	MILAJ ZADOBROVA	MTZG	20 June 2001	67,062 SITm	67,062	SI 003111047 9	wood manufacturing
71	NAMA LJUBLJANA	NALG	20 Dec 1999	2,861.31 SITm	2,861,310	SI 003110269 0	retail trade and renting of business premises
72	NIKO ŽELEZNIKI	NKPG	17 Sep 1999	358,75 SITm	35,875	SI 0031110717 8	office material, industrial paper-clips, electromagnets and other metal mechanisms production
73	PINUS TKI RAČE	PIRG	13 June 1996	1,333.83 SITm	133,383	SI 003110037 1	chemical industry
74	PLAMA PUR	POPG	6 Dec 1999	686,798 SITm	686,798	SI 003110822 6	production and refashioning of poliuretanic (plastic) foams
75	POM-INVEST	POIR	19 Oct 2001	2,241,983 SITm	2,241,983	SI 002111098 4	holding companies management
76	PULSAR HOLDING	PLHR	13 Aug 2001	939,319 SITm	939,319	SI 002111090 1	holding companies management
77	RAZVOJNA DRUŽBA LJUBLJANA	RDRO	5 Jan 1995	219,48 SITm	21,948	SI 003110075 1	consulting
78	RTC KRVAVEC	RKRG	17 Oct 1997	411,468 SITm	205,734	SI 003110328 4	transport of passengers, goods and various loads
79	SATURNUS AVTOOPREMA LJUBLJANA	SAAG	14 Apr 1997	966,122 SITm	483,061	SI 003110254 2	motorvehicles light equipment industry
80	SATURNUS EMBALAŽA LJUBLJANA	SELG	3 Nov 1997	840,64 SITm	84,064	SI 003110338 3	production of package
81	SAVINJA MOZIRJE	MSMG	21 Sep 1999	105,78 SITm	105,780	SI 003110685 7	retail of food and non-food provisions
82	SIJAJ HRASTNIK	SIHG	7 Oct 1999	268,8 SITm	26,880	SI 003110742 6	production of decorative lights and metal products
83	KD GROUP	SKDR	21 Dec 2000	372,872 SITm	186,436	SI 003111016 4	holding companies management
84	SIVENT LJUBLJANA	SINR	10 Oct 2002	719,712 SITm	719,712	SI 002111139 6	holding companies management
85	SLOVENIJALES LJUBLJANA	SLLG	8 May 1996	2,736,04 SITm	273,604	SI 003110040 5	commerce, engineering, representation
86	SVILA MARIBOR	SVMG	17 Jan 1997	1,263,478 SITm	1,263,478	SI 003110209 6	textile industry
87	SVILANIT KAMNIK	SKAG	14 Apr 1997	816,974 SITm	408,487	SI 003110245 0	textile industry
88	TEKSTINA AJDOVŠČINA	TEAG	12 Feb 1997	1,127,293 SITm	1,127,293	SI 03110221 1	textile industry
89	TOPLICE DOBRNA	ZDDG	5 July 1999	682,01 SITm	682,010	SI 03110539 6	medical services, tourist and hotel trade
90	TOSAMA DOMŽALE	TODG	13 Sep 1996	2,956,7 SITm	295,670	SI 003110136 1	sanitary material production
91	TOVARNA SLADKORJA ORMOŽ	TSOR	12 Apr 1996	4,971.63 SITm	497,163	SI 003110020 7	sugar production
92	TUS KO-SI SLOVENJ GRADEC	TUKG	9 Mar 2000	229,456 SITm	229,456	SI 003110924 0	production of non-woven materials
93	TUB SWATY MARIBOR	TUBG	30 Dec 1997	1,155,76 SITm	288,940	SI 003110344 1	production and trade of knife grinders
94	UNITAS LJUBLJANA	USLG	26 Nov 1998	145,115 SITm	145,115	SI 003110467 0	production of sanitary, water and gas fittings
95	UPIMO GROUP LJUBLJANA	UPGR	9 July 19997	215 SITm	215,000	SI 002110266 8	counseling services on trading and marketing and financial engineering
96	VALKARTON LOGATEC	VLOG	26 Jun 1997	852,097 SITm	852,097	SI 003110231 0	cardboard production
97	ZASAVSKI RAČUNSKI CENTER TRBOVLJE	ZRCG	27 Dec 1999	43,466 SITm	43,466	SI 003110856 4	consultancy engineering, electronic data processing, sale of software products
98	ZDRAVILIŠČE ROGAŠKA	RGS	11 Feb 1999	898,11 SITm	898,110	SI 003110489 4	health resort
99	ŽR - MONTER DRAVOGRAD	ZMDG	17 Sep 1999	275,835 SITm	275,835	SI 003110696 4	management of investment portfolios of subsidiaries

### PREFERRED SHARES

	Issuer	Trading code	First trading day	Nominal value of issue traded	Number of shares traded	Isin code	Sector
1	HIPOTEKARNA BANKA BREŽICE	HBP	14 Dec 1998	159 SITm	79,500	SI 002120007 4	banking
2	KD HOLDING	KDHP	18 July 2001	2,131,304 SITm	266,413	SI 003120050 2	holding companies management
3	PRIMOFIN MARIBOR	PFNP	22 Sep 1997	500 SITm	10,000	SI 003120010 6	financial consultancy
4	ZDRAVILIŠČE ROGAŠKA	RGP	11 Feb 1999	55,7 SITm	27,850	SI 003120028 8	health resort

## F2) FREE MARKET (4)

### CLOSED-END FUNDS

	Issuer	Trading code	First trading day	Nominal value of issue traded	Number of shares traded	Isin code	Sector
1	ID KMEČKA DRUŽBA	KDIN	9 Feb 2001	9,204.61 SITm	92,046,145	SI 002111023 2	investment fund
2	INFOND ID	IFIR	23 Sept 2002	8,132.314 SITm	8,132,314	SI 002111078 6	investment fund
3	NACIONALNA FINANČNA DRUŽBA 1	NF1N	26 Oct 1998	15,833.01 SITm	160,580,300	SI 002110600 8	investment fund
4	TRIGLAV STEBER I	TG1N	2 Nov 1998	14,545.89 SITm	147,487,470	SI 002110610 7	investment fund

### AUTHORISED CLOSED-END FUNDS

	Issuer	Trading code	First trading day	Nominal value of issue traded	Number of shares traded	Isin code	Sector
1	ATENA PID	ATPR	17 June 2002	13,561.22 SITm		SI 002111093 5	authorised investment fund
2	PID AKTIVA AVANT I LJUBLJANA	AAPR	22 Aug 2001	2,952 SITm	29,520,040	SI 002111063 8	authorised investment fund
3	ARKADA ENA LJUBLJANA	AR1N	14 Dec 1998	6,640.61 SITm	66,406,092	SI 002110579 4	authorised investment fund
4	CAPINVEST 2 LJUBLJANA	CAPN	24 Dec 1998	587.69 SITm	5,876,900	SI 002110622 2	authorised investment fund
5	INFOND PID	IFPR	23 Sept 2002	8,764.1964 SITm	87,641,964	SI 002111077 8	authorised investment fund
6	KS - sklad 2	KS2N	2 Aug 1998	4,429.32 SITm	44,293,242	SI 002110621 4	authorised investment fund
7	KS - SKLAD 4	K4SR	25 Apr 2002	4,163.38 SITm	41,633,800	SI 002111095 0	authorised investment fund
8	KRONA SENIOR	SN0N	8 Dec 1998	7,317.04 SITm	73,170,428	SI 002110590 1	authorised investment fund
9	MAKSIMA 1 LJUBLJANA	MX1N	16 Nov 1998	21,664.62 SITm	216,646,243	SI 002110593 5	authorised investment fund
10	MERCATA LJUBLJANA	MR0N	31 Aug 1998	2,892.39 SITm	28,923,982	SI 002110598 4	authorised investment fund
11	FOND INVEST (MERCATA 1 before)	MR1N	31 Aug 1998	2,682.12 SITm	26,821,153	SI 002110599 2	authorised investment fund
12	MODRA LINIJA KOPER	ML0N	7 Apr 1998	3,415,383,300 SIT	34,156,833	SI 002110596 8	authorised investment fund
13	NACIONALNA FINANČNA DRUŽBA 2	NF2N	2 July 1999	29,137.97 SITm	291,379,659	SI 002110601 6	authorised investment fund
14	NIKA PID	NK0N	24 Apr 1998	3,257.47 SITm	32,574,698	SI 002110602 4	authorised investment fund
15	NIKA PID 1	NK1N	24 Apr 1998	3,091.11 SITm	30,911,102	SI 002110603 2	authorised investment fund
16	NIKA PID 2	NK2N	24 Apr 1998	1,255.59 SITm	12,555,868	SI 002110604 0	authorised investment fund
17	KD PID	KDPN	9 Feb 2001	9,591.36 SITm	95,913,558	SI 002111023 2	authorised investment fund
18	PLOD LJUBLJANA	PD0N	24 Sep 1999	1,047.80 SITm	10,478,017	SI 002110605 7	authorised investment fund
19	POMURSKA INV. DRUŽBA 1	PM1N	9 Nov 1998	3,592.39 SITm	35,923,940	SI 002110606 5	authorised investment fund
20	POOBLAŠČENA POMURSKA INV. DRUŽBA	PPIR	26 Oct 2001	2,296.74 SITm	22,967,400	SI 002111099 2	authorised investment fund
21	SETEV LJUBLJANA	ST1N	24 Sep 1999	1,540.54 SITm	15,405,373	SI 002110609 9	authorised investment fund
22	TRDNJAVA VELENJE	TR0N	14 June 1999	2,593.28 SITm	25,932,762	SI 002110612 3	authorised investment fund
23	TRDNJAVA I VELENJE	TR1N	5 July 1999	891.79 SITm	8,917,902	SI 002110613 1	authorised investment fund
24	TRGATEV LJUBLJANA	GT0N	24 Sep 1999	1,758.58 SITm	17,585,800	SI 002110619 8	authorised investment fund
25	TRIGLAV STEBER II	TG2N	14 June 1999	19,541.26 SITm	195,412,551	SI 002110611 5	authorised investment fund
26	VIPA INVEST	VI0N	29 Jan 2002	10,426.81 SITm	104,268,115	SI 002111121 4	authorised investment fund
27	VIZIJA DPB NOVO MESTO	VZ0N	29 June 1998	4,407.46 SITm	44,074,632	SI 002110616 4	authorised investment fund
28	ZLATA MONETA I MARIBOR	ZM1N	31 Mar 1999	6,638.43 SITm	68,297,800	SI 002110617 2	authorised investment fund
29	ZLATA MONETA II MARIBOR	ZM2N	31 Mar 1999	8,233.38 SITm	82,333,757	SI 002110618 0	authorised investment fund
30	ZVON DVA MARIBOR	ZV2N	7 June 1999	14,122.47 SITm	141,224,712	SI 002110592 7	authorised investment fund
31	ZVON ENA MARIBOR	ZV1N	7 Dec 1998	13,461.31 SITm	137,974,360	SI 002110591 9	authorised investment fund

### PENSION COUPONS

	Issuer	Trading code	First trading day	Nominal value of issue traded	Number of shares traded	Isin code	Sector
1	PENSION COUPONS	PBON	1 Oct 1999	13,735.15 SITm	137,351,538	SI 002990032 9	creating supplementary pension means and invalid insurance