



# MONTHLY STATISTICS LJUBLJANA STOCK EXCHANGE

January 2003

Year IX, No. 1/03

## TURNOVER

Market	Turnover (in EURm)	Volume in pieces	Number of bargains
<b>Official market</b>	<b>135.32</b>	<b>3,692,582</b>	<b>9,919</b>
Shares	67.19	1,150,684	6,935
Bonds	68.12	2,541,898	2,984
<b>Free market</b>	<b>44.55</b>	<b>50,381,430</b>	<b>18,969</b>
Shares	11.92	1,088,464	3,751
Bonds	9.76	153,603	517
Closed-end funds	7.90	9,146,498	4,118
Authorised closed-end funds	13.47	39,957,865	10,582
<b>Short-term securities</b>	<b>1.51</b>	<b>35,000</b>	<b>1</b>
<b>Total</b>	<b>179.87</b>	<b>54,074,012</b>	<b>28,888</b>

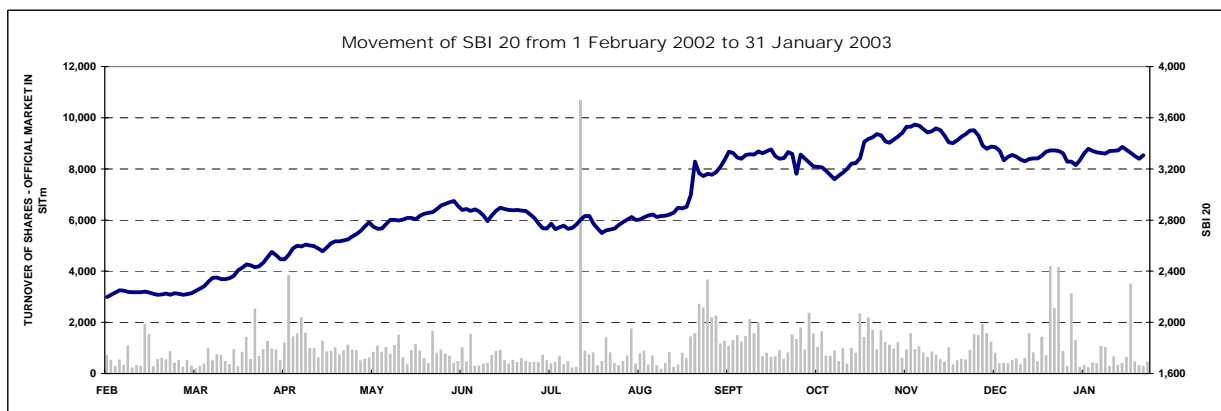
## MARKET SIZE

Market	Market capitalisation (in EURm)	Number of securities	Number of issuers
<b>Official market</b>	<b>6,588.26</b>	<b>108</b>	<b>50</b>
Shares	4,326.06	36	35
Bonds	2,262.20	72	15
<b>Free market</b>	<b>2,723.55</b>	<b>155</b>	<b>147</b>
Shares	1,009.90	103	100
Bonds	649.34	19	14
Closed-end funds	409.33	4	4
Authorised closed-end funds	654.98	29	29
<b>Total</b>	<b>9,311.80</b>	<b>263</b>	<b>197</b>
<b>Short-term securities</b>	<b>-</b>	<b>10</b>	<b>1</b>

## NOMINAL RETURN

STOCK EXCHANGE INDICES	Nominal return in January 2003
Slovenian stock exchange index (SBI 20)	-1.03%
Nonweighted slovenian stock exchange index (SBI 20NT)	-0.94%
Free market index (IPT)	4.64%
Investment fund index (PIX)	0.92%
Bond index (BIO)	0.80%

INDUSTRIAL SECTOR INDICES	Nominal return in January 2003
Food and beverages	9.03%
Chemicals	-1.13%
Oil and gas	-3.61%
Transport	-0.34%
Trade	-1.48%





ISSUER

Ljubljana Stock Exchange Inc.  
Slovenska 56  
1000 Ljubljana

INFORMATIONS

E-mail:	info@ljse.si
Phone:	386 1 47-10-211 386 1 47-10-205
Contact persons:	Nataša Žabkar, Ksenija Zver

STATISTICS ON WEB:

[http://www.ljse.si/StrAng/Trading/Menu/tr\\_dpl.htm](http://www.ljse.si/StrAng/Trading/Menu/tr_dpl.htm)

**Top Five Official Market**  
\$ 8,200

Turnover in 1000	
LJSE	867.728.217
WBSE	303.568.777
FBSE	108.087.408
FETI	63.018.048
BEI	48.471.660

**Market in open** : \$ 40,3000 -13.48

Index	Value	ABS	%
3900	1.278.02	-12,79	-0,42
IFT	2.501.14	15,95	0,67
BEI	2.491.77	-0,30	-0,23

**News**

- August 26, 2002, Ljubljanska borza d.d., Ljubljana  
New Records of Ljubljana Stock Exchange
- August 27, 2002, Ljubljanska borza d.d., Ljubljana  
Revolving Credit 2002 Index

---

---

# INDEX

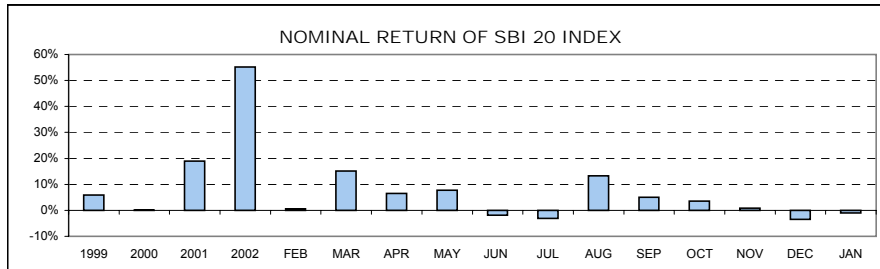
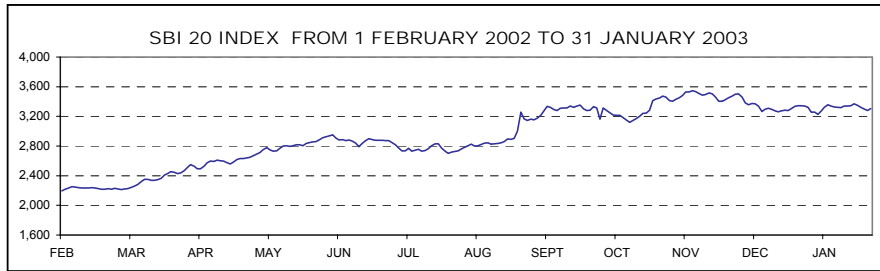
---

	Page
A) STOCK EXCHANGE INDICES	1
<b>A1) Values, yields and movements of Stock Exchange Indices</b>	1
<b>A2) Index compositions</b>	4
B) NUMBER OF ISSUERS, TRADED SECURITIES AND MEMBERS	6
C) TURNOVER	7
<b>C1) Monthly turnover by securities on official market</b>	7
<b>C2) Monthly turnover by securities on free market</b>	9
<b>C3) Most traded securities</b>	14
<b>C4) Turnover by LJSE members</b>	15
<b>C5) Turnover in Years 2003 and 2002</b>	16
D) MARKET CAPITALISATION	19
<b>D1) Market capitalisation of shares</b>	20
<b>D2) Market capitalisation of bonds</b>	23
<b>D3) Market capitalisation of investment funds</b>	25
E) OTHER	26
<b>E1) Indicators (shares on official market)</b>	26
<b>E2) Ownership and net inflow of foreign portfolio investments</b>	27
<b>E3) Record values</b>	28
<b>E4) New listed and delisted securities and changes</b>	29
F) LIST OF SECURITIES	30
<b>F1) Official market</b>	30
<b>F2) Free market</b>	32

## A) STOCK EXCHANGE INDICES

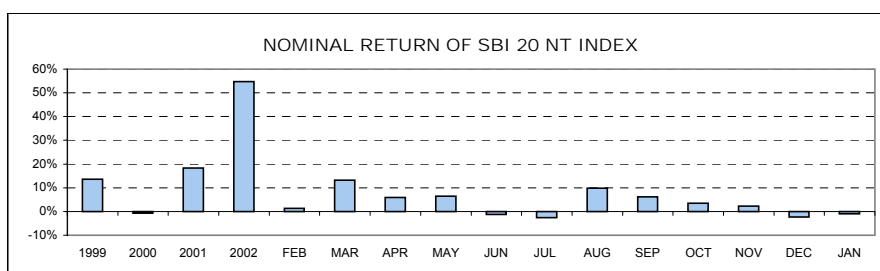
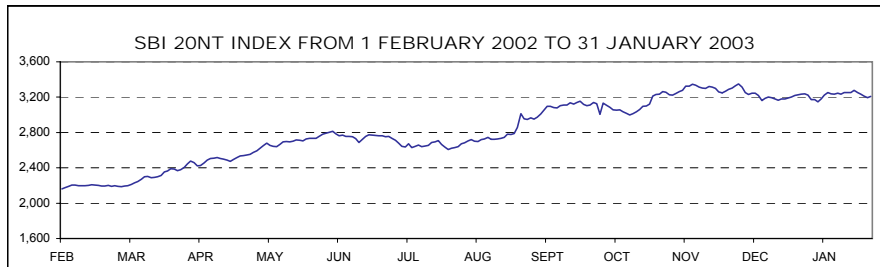
### SBI 20 - SLOVENE STOCK EXCHANGE INDEX

Year	Max	Date	Min	Date	Close	Nominal return
<b>1994</b>	1,598.03	28 June 1994	1,131.23	21 Oct 1994	1,396.81	39.68%
<b>1995</b>	1,590.17	9 Nov 1995	1,016.99	13 July 1995	1,448.75	3.72%
<b>1996</b>	1,589.18	13 Mar 1996	891.93	10 Sept 1996	1,183.26	-18.33%
<b>1997</b>	1,655.36	10 Feb 1997	1,156.14	6 Jan 1997	1,404.70	18.71%
<b>1998</b>	2,026.47	10 Aug 1998	1,378.49	6 Jan 1998	1,705.77	21.43%
<b>1999</b>	1,981.87	19 Feb 1999	1,679.48	5 Jan 1999	1,806.26	5.89%
<b>2000</b>	1,903.66	24 Jan 2000	1,584.23	25 May 2000	1,807.94	0.09%
<b>2001</b>	2,159.35	19 Dec 2001	1,700.24	25 Apr 2001	2,151.59	19.01%
<b>2002</b>	3,547.64	8 Nov 2002	2,140.80	3 Jan 2002	3,340.20	55.24%
Year 2003	Max	Date	Min	Date	Close	Nominal return
<b>January</b>	3,371.93	24 Jan 2003	3,228.32	9 Jan 2003	3,305.77	-1.03%



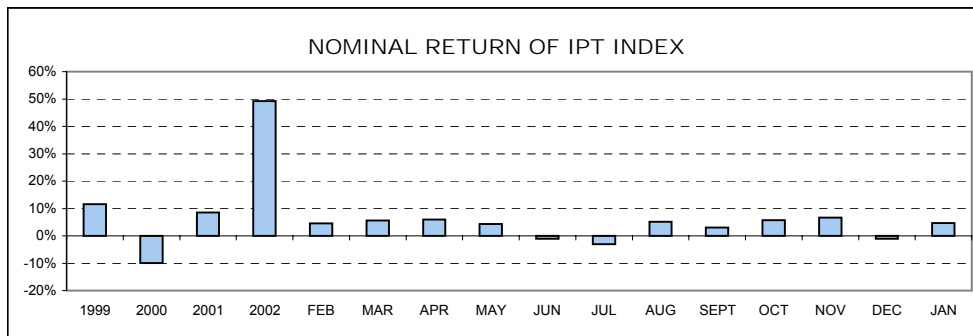
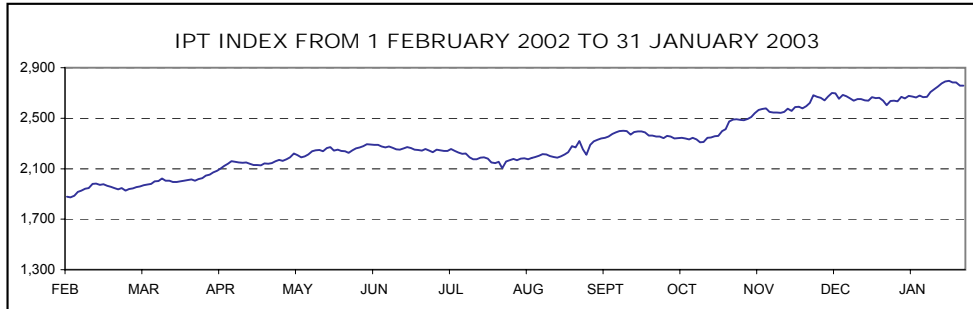
### SBI 20NT - NON-WEIGHTED SLOVENE STOCK EXCHANGE INDEX

Year	Max	Date	Min	Date	Close	Nominal return
<b>1998</b>	1,706.07	10 Aug 1998	1,437.30	30 June 1998	1,568.87	n.a.
<b>1999</b>	1,871.02	8 Sept 1999	1,548.95	5 Jan 1999	1,782.03	13.59%
<b>2000</b>	1,841.63	25 Jan 2000	1,585.48	25 May 2000	1,769.15	-0.72%
<b>2001</b>	2,096.75	27 Dec 2001	1,661.96	9 May 2001	2,092.66	18.29%
<b>2002</b>	3,350.05	28 Nov 2002	2,082.58	3 Jan 2002	3,238.51	54.76%
Year 2003	Max	Date	Min	Date	Close	Nominal return
<b>January</b>	3,278.37	24 Jan 2002	3,147.56	9 Jan 2002	3,207.98	-0.94%



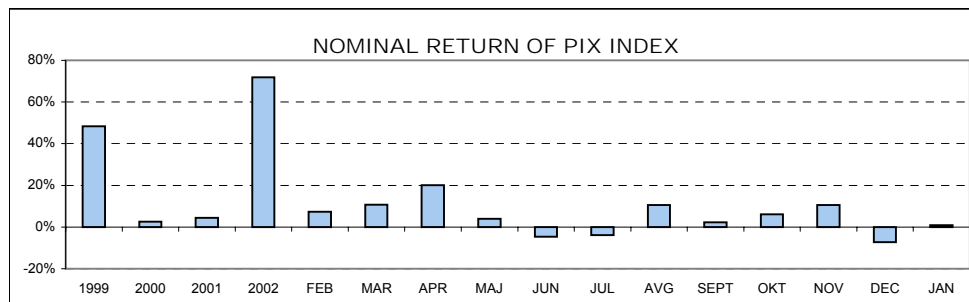
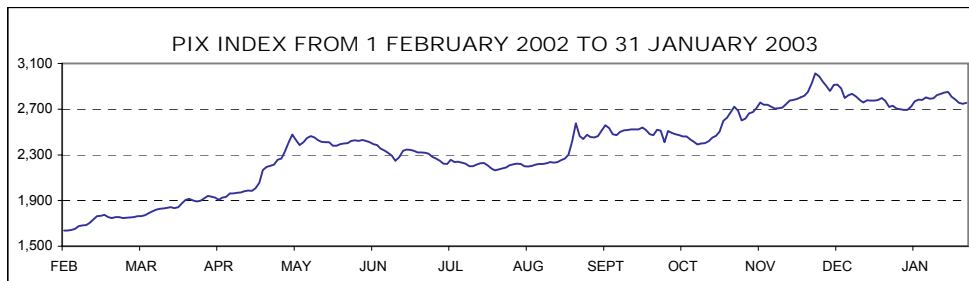
## IPT - FREE MARKET INDEX

Year	Max	Date	Min	Date	Close	Nominal return
<b>1998</b>	1,795.31	11 Aug 1998	1,318.83	1 July 1998	1,618.99	n.a.
<b>1999</b>	1,806.98	30 Dec 1999	1,504.61	3 Aug 1999	1,806.98	11.61%
<b>2000</b>	1,772.76	24 Jan 2000	1,469.64	26 Oct 2000	1,627.44	-9.94%
<b>2001</b>	1,769.69	14 Dec 2001	1,415.06	23 May 2001	1,765.60	8.49%
<b>2002</b>	2,699.16	4 Dec 2002	1,753.43	8 Jan 2002	2,635.36	49.26%
Year 2003	Max	Date	Min	Date	Close	Nominal return
<b>January</b>	2,797.13	27 Jan 2003	2,633.35	7 Jan 2003	2,757.60	4.64%



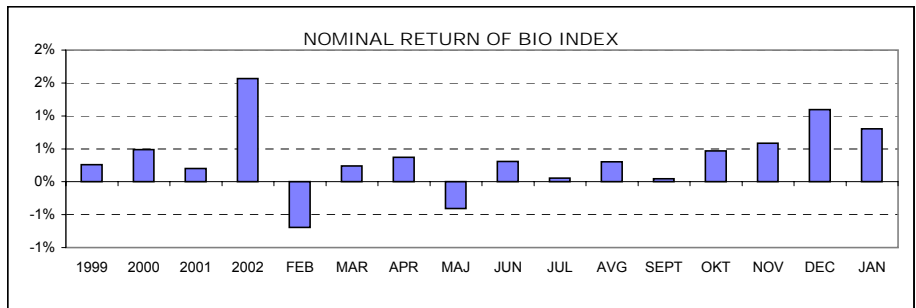
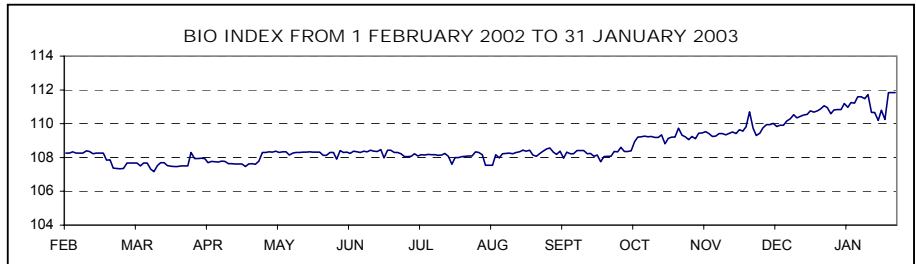
## PIX - INVESTMENT FUNDS INDEX

Year	Max	Date	Min	Date	Close	Nominal return
<b>1999</b>	1,633.77	8 Sep 1999	965.15	5 Jan 1999	1,483.50	48.35%
<b>2000</b>	1,572.13	17 Jan 2000	1,097.07	25 May 2000	1,520.79	2.51%
<b>2001</b>	1,588.02	28 Dec 2001	1,328.44	23 May 2001	1,588.02	4.42%
<b>2002</b>	3,013.05	27 Nov 2002	1,551.00	3 Jan 2002	2,729.73	71.90%
Year 2003	Max	Date	Min	Date	Close	Nominal return
<b>January</b>	2,849.85	24 Jan 2003	2,692.79	8 Jan 2003	2,754.90	0.92%



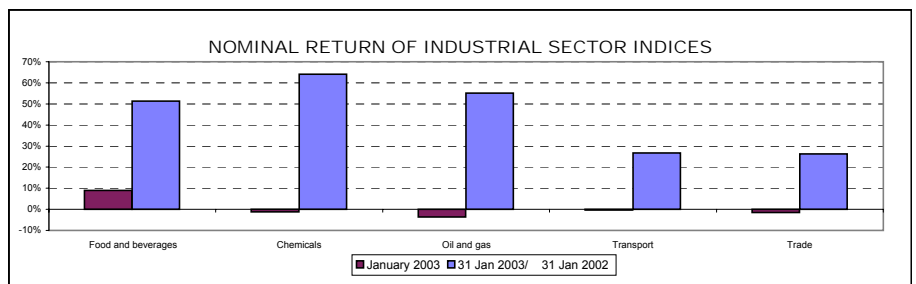
## BIO - STOCK EXCHANGE BOND INDEX

Year	Max	Date	Min	Date	Close	Nominal return
1995	113.52	14 Dec 1995	100.46	5 July 1995	111.68	11.68%
1996	111.96	8 Jan 1996	106.61	28 June 1996	107.89	-3.39%
1997	110.97	8 Apr 1997	104.90	29 Jan 1997	107.31	-0.54%
1998	108.22	30 Dec 1998	101.68	25 May 1998	108.22	0.85%
1999	110.52	4 Feb 1999	104.53	16 Aug 1999	108.50	0.26%
2000	109.63	15 Dec 2000	103.96	9 June 2000	109.03	0.49%
2001	110.08	17 Sept 2001	107.81	21 Mar 2001	109.25	0.20%
2002	111.06	27 Dec 2002	107.17	12 Mar 2002	110.96	1.57%
Year 2003	Max	Date	Min	Date	Close	Nominal return
January	111.85	29 Jan 2003	110.20	24 Jan 2003	111.85	0.80%



## INDUSTRIAL SECTOR INDICES

SECTOR	Value as of 31 Jan 2003	Nominal return	
		January 2003	31 Jan 2003/ 31 Jan 2002
Food and beverages	3,219.64	9.03%	51.27%
Chemicals	3,351.54	-1.13%	64.04%
Oil and gas	4,200.01	-3.61%	55.13%
Transport	2,709.41	-0.34%	26.70%
Trade	2,393.32	-1.48%	26.32%



## A2) INDEX COMPOSITIONS

COMPOSITION OF SLOVENIAN STOCK EXCHANGE INDEX - SBI 20  
ON 31 JANUARY 2003 \*

Issuer	Trading code	Base value	Adjusted number of shares	Adjusted share
KRKA	KRKG	30,026.12 SIT	1,540,043	10.00%
PETROL	PETG	22,251.50 SIT	1,582,281	10.00%
MERCATOR	MELR	4,520.37 SIT	2,655,898	10.00%
GORENJE	GRVG	2,157.29 SIT	12,200,000	8.38%
PIVOVARNA LAŠKO	PILR	6,199.69 SIT	8,747,652	8.30%
SAVA	SAVA	16,791.89 SIT	1,720,987	7.60%
INTEREUROPA	IEKG	4,919.17 SIT	7,902,413	6.59%
ISTRABENZ	ITBG	2,700.00 SIT	5,180,000	6.43%
PIVOVARNA UNION	PULG	38,707.12 SIT	451,114	5.28%
LUKA KOPER	LKPG	2,310.79 SIT	7,140,000	4.96%
DROGA PORTOROŽ	DRPG	35,873.12 SIT	282,768	3.68%
MERKUR	MER	18,003.70 SIT	912,585	3.45%
TERME ČATEŽ	TCRG	27,090.00 SIT	674,971	2.85%
DELO	DELR	17,000.10 SIT	667,464	2.56%
KOLINSKA	KOLR	2,260.16 SIT	3,166,992	2.54%
SALUS	SALR	79,998.90 SIT	134,980	2.00%
ŽITO	ZTOG	18,007.22 SIT	348,765	1.95%
ETOL	ETOG	31,847.00 SIT	274,576	1.57%
TERME 3000	ZMTG	2,133.52 SIT	2,861,843	1.02%
ŽIVILA KRANJ	ZKNG	16,750.00 SIT	319,997	0.84%

\* the same composition have also non-weighted Slovenian Stock Exchange Index - SBI 20NT

COMPOSITION OF FREE MARKET INDEX - IPT ON 31 JANUARY 2003

Issuer	Trading code	Base value	Adjusted number of shares	Adjusted share
HELIOS	HDOG	34,880.00 SIT	173,609	15.00%
CINKARNA	CICG	5,000.00 SIT	698,175	15.00%
JUTEKS	JTKG	12,701.10 SIT	641,432	11.84%
INFOND HOLDING	IFFR	685.23 SIT	16,833,414	10.63%
KD GROUP	SKDR	50,000.00 SIT	186,436	7.82%
BELINKA HOLDING	BELG	3,290.00 SIT	2,702,532	7.46%
LESNINA	MILG	107,000.00 SIT	76,495	7.02%
DZS	DZS	4,180.00 SIT	1,429,368	5.52%
KD HOLDING	KDHR	6,870.52 SIT	924,969	5.44%
GRAND HOTEL UNION	GHUG	2,400.00 SIT	1,814,613	3.65%
TOSAMA	TODG	6,300.00 SIT	295,670	3.60%
MEDALJON	MEDR	790.15 SIT	1,734,000	2.53%
LIV POSTOJNA	LIVG	13,577.78 SIT	161,600	2.47%
JAVOR PIVKA	JPIG	1,050.10 SIT	1,194,700	1.05%
POM-INVEST	POIR	513.30 SIT	2,241,983	0.97%

COMPOSITION OF INVESTMENT FUNDS INDEX - PIX  
ON 31 JANUARY 2003

Issuer	Trading code	Base value	Number of shares	Share
TRIGLAV STEBER 1	TG1N	70.11 SIT	147,487,470	14.46%
NFD 1	NF1N	65.42 SIT	160,580,300	14.01%
ZVON ENA	ZV1N	43.78 SIT	137,974,360	8.54%
MAKSIMA 1	MX1N	38.78 SIT	216,646,243	8.49%
INFOND ID	IFIR	1,691.31 SIT	8,132,314	6.77%
NFD 2	NF2N	37.80 SIT	291,379,659	5.86%
ID KD	KDIN	57.74 SIT	92,046,145	5.68%
ZLATA MONETA 1	ZM1N	47.12 SIT	68,297,800	5.44%
ATENA PID	ATPR	63.98 SIT	135,915,888	4.71%
TRIGLAV STEBER II	TG2N	38.64 SIT	195,412,551	4.16%
PID VIPA INVEST	VION	63.50 SIT	104,268,115	3.83%
POMURSKA INV.DRUŽBA 1	PM1N	60.20 SIT	35,923,940	3.43%
KRONA SENIOR	SN0N	26.93 SIT	73,170,428	2.97%
ZVON DVA	ZV2N	37.56 SIT	141,224,712	2.40%
MODRA LINIJA	ML0G	54.13 SIT	34,156,833	2.35%
ARKADA ENA	AR1N	59.96 SIT	66,406,092	1.72%
INFOND PID	IFPR	45.33 SIT	87,641,964	1.70%
PID KD	KDPN	19.53 SIT	95,913,558	1.64%
ZLATA MONETA II	ZM2N	37.43 SIT	82,333,757	1.32%
MERCATA 1	MR1N	45.00 SIT	26,821,153	0.52%

COMPOSITION OF STOCK EXCHANGE BOND INDEX - BIO  
ON 31 JANUARY 2003

Bonds	Trading code	Base value	Share
REPUBLIKA SLOVENIJA 38 <sup>th</sup> issue	RS38	101.00	66.24%
REPUBLIKA SLOVENIJA 26 <sup>th</sup> issue	RS26	103.25	16.37%
REPUBLIKA SLOVENIJA 32 <sup>th</sup> issue	RS32	103.00	14.13%
REPUBLIKA SLOVENIJA 29 <sup>th</sup> issue	RS29	99.90	3.26%

COMPOSITIONS OF INDUSTRIAL SECTOR INDICES  
ON 31 JANUARY 2003

**Food and beverages**

Issuer	Trading code	Base value	Adjusted number of shares	Adjusted share
PIVOVARNA LAŠKO	PILR	6,199.69 SIT	1,332,670	32.07%
DROGA PORTOROŽ	DRPG	35,873.12 SIT	57,121	18.86%
KOLINSKA	KOLR	2,260.16 SIT	765,964	15.61%
ŽITO	ZTOG	18,007.22 SIT	98,058	13.91%
MLINOTEST	MAJG	1,700.00 SIT	1,508,243	10.15%
MESNA INDUSTRIJA PRIMORSKE	MIPG	1,396.42 SIT	1,478,742	9.39%

**Chemicals**

Issuer	Trading code	Base value	Adjusted number of shares	Adjusted share
SAVA	SAVA	16,791.89 SIT	742,113	36.32%
HELIOS	HDOG	34,880.00 SIT	132,358	23.57%
CINKARNA	CICG	5,000.00 SIT	512,005	22.68%
ETOL	ETOG	17,226.92 SIT	274,576	17.43%

**Oil and gas**

Issuer	Trading code	Base value	Adjusted number of shares	Adjusted share
PETROL	PETG	22,251.50 SIT	1,440,755	58.61%
ISTRABENZ	ITBG	2,700.00 SIT	5,180,000	41.39%

**Transport**

Issuer	Trading code	Base value	Adjusted number of shares	Adjusted share
INTEREUROPA	IEKG	4,919.17 SIT	2,875,526	42.49%
LUKA KOPER	LKPG	2,310.79 SIT	2,932,155	36.11%
AERODROM	AELG	2,108.12 SIT	1,936,229	21.40%

**Trade**

Issuer	Trading code	Base value	Adjusted number of shares	Adjusted share
MERCATOR	MELR	4,520.37 SIT	537,033	37.23%
MERKUR	MER	18,003.70 SIT	226,194	15.72%
SALUS	SALR	54,666.67 SIT	44,438	12.12%
ŽIVILA KRANJ	ZKNG	12,435.33 SIT	191,176	9.23%
KOMPAS MTS	MTSG	1,705.14 SIT	2,192,262	9.13%
DELO PRODAJA	DPRG	4,774.80 SIT	577,501	8.30%
EMONA OBALA KOPER	EOKG	2,628.57 SIT	1,741,456	8.26%



B) NUMBER OF ISSUERS, TRADED SECURITIES AND MEMBERS

	31 Dec 2000	31 Dec 2001	31 Jan 2002	31 Dec 2002	31 Jan 2003
<b>NUMBER OF ISSUERS</b>	<b>225</b>	<b>221</b>	<b>218</b>	<b>198</b>	<b>197</b>
<b>Official market</b>	<b>58</b>	<b>57</b>	<b>57</b>	<b>50</b>	<b>50</b>
Shares	38	38	38	35	35
Bonds	20	19	19	15	15
<b>Free market</b>	<b>167</b>	<b>164</b>	<b>161</b>	<b>148</b>	<b>147</b>
Shares	111	113	112	100	100
Bonds	11	12	11	14	14
Closed-end funds	-	-	-	4	4
Authorised closed-end funds	44	38	37	29	29
Pension coupons	1	1	1	1	-
	31 Dec 2000	31 Dec 2001	31 Jan 2002	31 Dec 2002	31 Jan 2003
<b>NUMBER OF SECURITIES</b>	<b>267</b>	<b>271</b>	<b>272</b>	<b>265</b>	<b>263</b>
<b>Official market</b>	<b>94</b>	<b>100</b>	<b>103</b>	<b>109</b>	<b>108</b>
Shares	40	39	39	36	36
Bonds	54	61	64	73	72
<b>Free market</b>	<b>173</b>	<b>171</b>	<b>169</b>	<b>156</b>	<b>155</b>
Shares	114	117	116	103	103
Bonds	14	15	15	19	19
Closed-end funds	-	-	-	4	4
Authorised closed-end funds	44	38	37	29	29
Pension coupons	1	1	1	1	-
<b>Short term securities</b>	<b>8</b>	<b>10</b>	<b>12</b>	<b>10</b>	<b>10</b>
	31 Dec 2000	31 Dec 2001	31 Jan 2002	31 Dec 2002	31 Jan 2003
<b>NUMBER OF MEMBERS</b>	<b>34</b>	<b>31</b>	<b>31</b>	<b>27</b>	<b>27</b>

## C) TURNOVER

### C1) TURNOVER BY SECURITIES ON OFFICIAL MARKET IN JANUARY 2003

#### 1. Shares

Issue	Total (in SIT)	Total (in EUR)	Block trades (in SIT)	Cross trades (in SIT)	Share in total turnover on official market	Share in turnover of shares	Volume in pieces	Number of bargains
<b>Total shares</b>	<b>15,501,985,498</b>	<b>67,193,958</b>	<b>9,205,137,539</b>	<b>1,092,676,164</b>	<b>49.66%</b>	<b>100.00%</b>	<b>1,150,684</b>	<b>6,935</b>
<b>Common shares</b>	<b>15,495,452,763</b>	<b>67,165,663</b>	<b>9,205,137,539</b>	<b>1,088,568,929</b>	<b>49.63%</b>	<b>99.96%</b>	<b>1,149,777</b>	<b>6,924</b>
1 KRKA	4,743,586,715	20,551,218	3,137,898,139	152,828,076	15.19%	30.60%	113,328	1,489
2 PIVOVARNA UNION	2,496,714,017	10,832,943	2,479,473,000	7,996,011	8.00%	16.11%	26,853	27
3 KOLINSKA	1,544,985,081	6,696,505	1,413,560,500	24,571,384	4.95%	9.97%	288,378	218
4 TERME ČATEŽ	1,102,595,612	4,782,251	1,013,744,900	9,118,808	3.53%	7.11%	40,671	131
5 MERCATOR	1,019,465,454	4,419,352	299,320,000	302,775,022	3.27%	6.58%	42,379	581
6 PETROL	772,719,125	3,349,387	41,200,000	102,624,750	2.48%	4.98%	19,207	842
7 GORENJE	678,880,005	2,942,180	0	83,874,700	2.17%	4.38%	155,542	973
8 PIVOVARNA LAŠKO	475,820,613	2,061,806	116,641,000	53,464,139	1.52%	3.07%	72,903	392
9 DELO	418,168,571	1,812,153	315,207,000	20,478,050	1.34%	2.70%	16,375	60
10 LUKA KOPER	390,205,529	1,690,959	61,100,000	54,954,265	1.25%	2.52%	86,151	278
11 MERKUR	380,092,606	1,646,979	0	25,067,153	1.22%	2.45%	15,128	279
12 INTEREUROPA	293,924,805	1,273,619	0	36,073,955	0.94%	1.90%	55,419	281
13 ISTRABENZ	261,410,547	1,132,924	173,452,400	6,805,491	0.84%	1.69%	36,303	256
14 DROGA PORTOROŽ	230,311,504	998,003	45,000,000	78,608,355	0.74%	1.49%	2,603	94
15 SAVA	155,556,246	673,968	0	56,480,981	0.50%	1.00%	5,594	203
16 KOMPAS MTS	141,059,526	611,343	108,540,600	11,871,175	0.45%	0.91%	100,590	61
17 ŽITO	98,767,322	428,072	0	3,443,430	0.32%	0.67%	2,688	172
18 LEK - RAZRED A	59,415,000	257,698	0	2,975,000	0.19%	0.38%	699	44
19 SALUS	47,194,606	204,594	0	1,558,000	0.15%	0.30%	518	31
20 TERME 3000	38,530,376	166,966	0	5,685,540	0.12%	0.25%	17,022	154
21 COMET	30,649,479	132,755	0	22,673,205	0.10%	0.20%	10,176	12
22 MLINOTEST	23,985,829	103,960	0	10,337,010	0.08%	0.15%	13,112	44
23 ŽIVILA KRANJ	17,930,372	77,691	0	2,519,146	0.06%	0.12%	1,107	63
24 EMONA OBALA KOPER	15,061,032	65,212	0	1,241,831	0.05%	0.10%	8,764	16
25 RADENSKA	12,661,492	54,861	0	222,985	0.04%	0.08%	8,766	46
26 DELO PRODAJA	12,397,617	53,696	0	25,625	0.04%	0.08%	2,420	28
27 AERODROM	11,710,426	50,747	0	3,492,606	0.04%	0.08%	2,825	32
28 GEODETSKI ZAVOD SLOVENIJE	7,422,948	32,152	0	4,034,746	0.02%	0.05%	3,378	21
29 BANKA KOPER	6,644,527	28,796	0	2,011,701	0.02%	0.04%	125	17
30 GRADB.PODJETJE GROSUPLJE	4,177,337	18,096	0	89,260	0.01%	0.03%	629	56
31 ETOL	3,142,704	13,625	0	443,869	0.01%	0.02%	84	17
32 TEHNOUNION	247,780	1,074	0	204,680	0.00%	0.00%	21	4
33 NIKA	17,960	78	0	17,960	0.00%	0.00%	19	2
<b>Preferred shares</b>	<b>6,532,735</b>	<b>28,295</b>	<b>0</b>	<b>4,107,235</b>	<b>0.02%</b>	<b>0.04%</b>	<b>907</b>	<b>11</b>
1 PROBANKA	5,257,735	22,769	0	4,107,235	0.02%	0.03%	892	9
2 LEK - RAZRED B	1,275,000	5,526	0	0	0.00%	0.01%	15	2
3 VIPA BANKA	0	0	0	0	0.00%	0.00%	0	0

## 2. Bonds

Issue	Total (in SIT)	Total (in EUR)	(in Block trades (in SIT)	Cross trades (in SIT)	Share in total turnover on official market	Share in turnover of bonds	Volume in pieces	Number of bargains
<b>Total bonds</b>	<b>15,716,949,579</b>	<b>68,122,330</b>	<b>12,864,997,801</b>	<b>1,050,453,470</b>	<b>50.34%</b>	<b>100.00%</b>	<b>2,541,898</b>	<b>2,984</b>
1 REPUBLIKA SLOVENIJA 48 <sup>th</sup> issue	2,750,002,691	11,922,362	2,514,369,957	95,138,996	8.81%	17.50%	120,206	83
2 REPUBLIKA SLOVENIJA 41 <sup>st</sup> issue	2,046,854,575	8,870,253	1,845,525,000	65,694,075	6.56%	13.02%	196,795	19
3 REPUBLIKA SLOVENIJA 14 <sup>th</sup> issue	1,511,242,016	6,546,091	1,503,112,876	7,992,717	4.84%	9.62%	143,516	7
4 REPUBLIKA SLOVENIJA 39 <sup>th</sup> issue	1,493,293,059	6,472,701	0	291,077,354	4.78%	9.50%	1,577,925	2,583
5 REPUBLIKA SLOVENIJA 38 <sup>th</sup> issue	1,144,275,925	4,955,768	1,085,166,329	37,374,895	3.67%	7.28%	47,176	30
6 STANOVANJSKI SKLAD 2 <sup>nd</sup> issue	789,392,210	3,424,071	719,768,923	69,623,286	2.53%	5.02%	7,634	9
7 REPUBLIKA SLOVENIJA 35 <sup>th</sup> issue	693,594,500	3,004,862	551,052,500	37,692,000	2.22%	4.41%	66,950	6
8 REPUBLIKA SLOVENIJA 37 <sup>th</sup> issue	663,299,047	2,875,127	662,184,000	1,115,047	2.12%	4.22%	65,107	3
9 REPUBLIKA SLOVENIJA 34 <sup>th</sup> issue	612,970,200	2,658,831	612,970,200	0	1.96%	3.90%	60,000	1
10 REPUBLIKA SLOVENIJA 32 <sup>nd</sup> issue	562,935,254	2,440,408	549,337,748	13,597,506	1.80%	3.58%	23,558	13
11 REPUBLIKA SLOVENIJA 43 <sup>rd</sup> issue	458,151,119	1,986,339	321,077,575	47,442,244	1.47%	2.92%	45,066	29
12 NFD INVESTICIJSKO SVETOVANJE	458,099,040	1,984,677	429,405,557	28,693,483	1.47%	2.91%	2,395	9
13 REPUBLIKA SLOVENIJA 33 <sup>rd</sup> issue	406,383,212	1,762,095	404,800,109	1,266,671	1.30%	2.59%	3,844	3
14 REPUBLIKA SLOVENIJA 25 <sup>th</sup> issue	346,258,852	1,500,960	345,153,000	1,105,852	1.11%	2.20%	33,616	4
15 REPUBLIKA SLOVENIJA 42 <sup>nd</sup> issue	245,803,825	1,065,981	230,773,825	0	0.79%	1.56%	24,455	3
16 REPUBLIKA SLOVENIJA 36 <sup>th</sup> issue	237,281,950	1,028,336	200,100,000	22,151,950	0.76%	1.51%	23,695	4
17 REPUBLIKA SLOVENIJA 29 <sup>th</sup> issue	214,491,807	930,272	93,542,983	84,522,190	0.69%	1.36%	9,060	40
18 REPUBLIKA SLOVENIJA 28 <sup>th</sup> issue	182,162,600	789,822	149,976,668	30,486,892	0.58%	1.16%	17,865	10
19 REPUBLIKA SLOVENIJA 18 <sup>th</sup> issue	167,669,713	727,026	167,457,715	211,998	0.54%	1.07%	7,148	3
20 REPUBLIKA SLOVENIJA 40 <sup>th</sup> issue	157,748,725	683,644	103,550,000	45,888,725	0.51%	1.00%	15,197	7
21 REPUBLIKA SLOVENIJA 10 <sup>th</sup> issue	116,787,748	506,252	115,317,570	489,175	0.37%	0.74%	14,619	8
22 REPUBLIKA SLOVENIJA 22 <sup>nd</sup> issue	103,229,710	447,769	102,084,500	1,145,210	0.33%	0.66%	10,110	2
23 REPUBLIKA SLOVENIJA 24 <sup>th</sup> issue	73,173,170	316,958	72,631,350	0	0.23%	0.47%	7,280	5
24 REPUBLIKA SLOVENIJA 21 <sup>st</sup> issue	57,256,857	248,320	0	55,993,988	0.18%	0.36%	6,860	15
25 REPUBLIKA SLOVENIJA 27 <sup>th</sup> issue	47,865,006	207,450	44,757,056	1,976,000	0.15%	0.30%	4,511	6
26 REPUBLIKA SLOVENIJA 17 <sup>th</sup> issue	40,882,360	177,332	40,882,360	0	0.13%	0.26%	4,000	1
27 SLOVENSKA RAZVOJNA DRUŽBA	31,275,344	135,545	0	21,909,272	0.10%	0.20%	267	21
28 BANKA VIPA 6 <sup>th</sup> issue	27,956,268	121,112	0	27,956,268	0.09%	0.18%	690	1
29 NLB 2 <sup>nd</sup> issue, A series	20,428,036	88,575	0	20,300,582	0.07%	0.13%	161	9
30 REPUBLIKA SLOVENIJA 26 <sup>th</sup> issue	13,926,362	60,361	0	2,726,899	0.04%	0.09%	585	17
31 REPUBLIKA SLOVENIJA 49 <sup>th</sup> issue	12,377,105	53,584	0	12,377,105	0.04%	0.08%	141	4
32 ABANKA 3 <sup>rd</sup> issue	11,483,763	49,750	0	11,483,763	0.04%	0.07%	500	1
33 REPUBLIKA SLOVENIJA 13 <sup>th</sup> issue	6,848,960	29,655	0	6,848,960	0.02%	0.04%	58	2
34 BTC HIPOTEKARNE	3,717,791	16,102	0	0	0.01%	0.02%	392	2
35 NOVA KBM 3 <sup>rd</sup> issue, A series	2,012,549	8,727	0	2,012,549	0.01%	0.01%	16	1
36 REPUBLIKA SLOVENIJA 20 <sup>th</sup> issue	1,300,400	5,638	0	352,000	0.00%	0.01%	129	6
37 NLB 2 <sup>nd</sup> issue, B series	1,160,566	5,025	0	1,160,566	0.00%	0.01%	10	1
38 REPUBLIKA SLOVENIJA 31 <sup>st</sup> issue	990,543	4,293	0	990,543	0.00%	0.01%	93	1
39 STANOVANJSKI SKLAD RS 1 <sup>st</sup> issue	777,917	3,373	0	777,917	0.00%	0.00%	105	2
40 REPUBLIKA SLOVENIJA 15 <sup>th</sup> issue, I series	402,550	1,744	0	0	0.00%	0.00%	2	1
41 ABANKA 4 <sup>th</sup> issue	349,806	1,515	0	349,806	0.00%	0.00%	15	1
42 PROBANKA 1 <sup>st</sup> issue	185,040	802	0	185,040	0.00%	0.00%	120	3
43 BANKA ZASAVJE 2 <sup>nd</sup> issue	179,462	777	0	0	0.00%	0.00%	3	3
44 REPUBLIKA SLOVENIJA 19 <sup>th</sup> issue	130,000	564	0	0	0.00%	0.00%	13	2
45 SKB OBVEZNICE 3 <sup>rd</sup> issue	119,167	516	0	119,167	0.00%	0.00%	5	1
46 SL ZADR. KMET. BANKA	112,485	487	0	112,485	0.00%	0.00%	4	1
47 HOTELI BERNARDIN	110,294	478	0	110,294	0.00%	0.00%	1	1
48 ABANKA 5 <sup>th</sup> issue	0	0	0	0	0.00%	0.00%	0	0
49 ABANKA 6 <sup>th</sup> issue	0	0	0	0	0.00%	0.00%	0	0
50 BANKA CELJE 3 <sup>rd</sup> issue	0	0	0	0	0.00%	0.00%	0	0
51 BANKA CELJE 4 <sup>th</sup> issue	0	0	0	0	0.00%	0.00%	0	0
52 BANKA CELJE 5 <sup>th</sup> issue	0	0	0	0	0.00%	0.00%	0	0
53 BANKA CELJE 6 <sup>th</sup> issue, A series	0	0	0	0	0.00%	0.00%	0	0
54 BANKA CELJE 6 <sup>th</sup> issue, B series	0	0	0	0	0.00%	0.00%	0	0
55 BANKA VIPA 2 <sup>nd</sup> issue	0	0	0	0	0.00%	0.00%	0	0
56 BANKA VIPA 3 <sup>rd</sup> issue	0	0	0	0	0.00%	0.00%	0	0
57 BANKA VIPA 4 <sup>th</sup> issue	0	0	0	0	0.00%	0.00%	0	0
58 BANKA VIPA 5 <sup>th</sup> issue	0	0	0	0	0.00%	0.00%	0	0
59 BANKA VIPA 7 <sup>th</sup> issue	0	0	0	0	0.00%	0.00%	0	0
60 NLB 3 <sup>rd</sup> issue	0	0	0	0	0.00%	0.00%	0	0
61 NOVA KBM 1 <sup>st</sup> issue	0	0	0	0	0.00%	0.00%	0	0
62 NOVA KBM 2 <sup>nd</sup> issue	0	0	0	0	0.00%	0.00%	0	0
63 NOVA KBM 3 <sup>rd</sup> issue, B series	0	0	0	0	0.00%	0.00%	0	0
64 PROBANKA 2 <sup>nd</sup> issue	0	0	0	0	0.00%	0.00%	0	0
65 REPUBLIKA SLOVENIJA 15 <sup>th</sup> issue, H series	0	0	0	0	0.00%	0.00%	0	0
66 REPUBLIKA SLOVENIJA 16 <sup>th</sup> issue	0	0	0	0	0.00%	0.00%	0	0
67 REPUBLIKA SLOVENIJA 23 <sup>rd</sup> issue	0	0	0	0	0.00%	0.00%	0	0
68 REPUBLIKA SLOVENIJA 4 <sup>th</sup> issue	0	0	0	0	0.00%	0.00%	0	0
69 REPUBLIKA SLOVENIJA 44 <sup>th</sup> issue	0	0	0	0	0.00%	0.00%	0	0
70 REPUBLIKA SLOVENIJA 45 <sup>th</sup> issue	0	0	0	0	0.00%	0.00%	0	0
71 REPUBLIKA SLOVENIJA 8 <sup>th</sup> issue	0	0	0	0	0.00%	0.00%	0	0
72 RS08 TAX FREE BOND	0	0	0	0	0.00%	0.00%	0	0
73 SKB OBVEZNICE 4 <sup>th</sup> issue, A series	0	0	0	0	0.00%	0.00%	0	0
74 SKB OBVEZNICE 4 <sup>th</sup> issue, B series	0	0	0	0	0.00%	0.00%	0	0
75 SL. ZADR. KMET. BANKA 3 <sup>rd</sup> issue	0	0	0	0	0.00%	0.00%	0	0
<b>Total official market</b>	<b>31,218,935,077</b>	<b>135,316,288</b>	<b>22,070,135,340</b>	<b>2,143,129,634</b>	<b>100.00%</b>	<b>-</b>	<b>3,692,582</b>	<b>9,919</b>

## C2) TURNOVER BY SECURITIES ON FREE MARKET IN JANUARY 2003

## 1. Shares (1)

Issue	Total (in SIT)	Total (in EUR)	Block trades (in SIT)	Cross trades (in SIT)	Share in total turnover on free market	Share in turnover of shares	Volume in pieces	Number of bargains
<b>Shares</b>	<b>2,750,697,153</b>	<b>11,919,763</b>	<b>1,421,462,468</b>	<b>437,948,066</b>	<b>26.76%</b>	<b>100.00%</b>	<b>1,088,464</b>	<b>3,751</b>
<b>Common shares</b>	<b>2,730,925,645</b>	<b>11,834,105</b>	<b>1,421,462,468</b>	<b>433,410,025</b>	<b>26.56%</b>	<b>99.28%</b>	<b>1,084,986</b>	<b>3,488</b>
1 HELIOS	1,144,287,174	4,959,410	1,054,622,500	58,994,261	11.13%	41.60%	11,165	67
2 INFOND HOLDING	374,669,050	1,622,612	248,147,900	22,408,410	3.64%	13.62%	502,529	962
3 JUTEKS	180,681,326	783,218	0	2,262,590	1.76%	6.57%	7,997	170
4 KD GROUP, finančna družba	145,691,014	631,331	0	68,055,250	1.42%	5.30%	2,684	34
5 MESNA INDUSTRIJA PRIMORSKE	119,974,233	519,771	0	35,580,942	1.17%	4.36%	58,960	125
6 OLJARICA	93,591,200	405,582	78,048,000	14,931,000	0.91%	3.40%	10,400	4
7 PINUS RAČE	89,216,611	386,482	0	3,650,601	0.87%	3.24%	4,125	24
8 DZS	42,963,481	186,054	40,644,068	547,385	0.42%	1.56%	9,166	18
9 TOSAMA	39,624,174	171,705	0	4,948,463	0.39%	1.44%	2,375	102
10 AVTO CELJE	37,709,508	163,448	0	32,009,228	0.37%	1.37%	16,869	20
11 CINKARNA	35,042,022	151,883	0	5,819,151	0.34%	1.27%	1,284	62
12 KD HOLDING	33,435,954	144,879	0	16,295,445	0.33%	1.22%	4,681	379
13 GRAD PRESTRANEK	29,528,000	127,946	0	28,976,000	0.29%	1.07%	7,382	3
14 LESNINA	23,997,003	103,988	0	7,200,000	0.23%	0.87%	219	26
15 POM-INVEST	19,674,459	85,258	0	6,428,354	0.19%	0.72%	37,706	245
16 PULSAR HOLDING	19,305,868	83,740	0	19,047,192	0.19%	0.70%	32,324	6
17 ETRA 33	18,306,558	79,310	0	2,290,010	0.18%	0.67%	608	18
18 MEDALJON	17,605,873	76,316	0	2,688,500	0.17%	0.64%	10,316	46
19 LIP BLEĐ	15,777,200	68,363	0	986,920	0.15%	0.57%	17,103	51
20 SVILA	15,317,126	66,423	0	14,754,925	0.15%	0.56%	169,868	14
21 GRAND HOTEL UNION	15,191,183	65,832	0	6,643,559	0.15%	0.55%	6,076	24
22 AGROKOMBINAT MARIBOR	14,258,060	61,800	0	11,941,850	0.14%	0.52%	12,814	15
23 MELAMIN	13,876,170	60,164	0	11,270,370	0.13%	0.50%	3,364	11
24 SLOVENJALE	13,742,251	59,554	0	62,697	0.13%	0.50%	1,353	23
25 MODRA LINIJA HOLDING	12,754,612	55,275	0	5,995,965	0.12%	0.46%	14,911	155
26 SATURNUS EMBALAŽA	11,396,063	49,395	0	1,024,000	0.11%	0.41%	423	33
27 LIZ INŽENIRING	9,465,830	41,028	0	8,610,000	0.09%	0.34%	6,092	7
28 MITOL	9,409,600	40,757	0	70,000	0.09%	0.34%	2,482	12
29 LIV POSTOJNA	8,895,881	38,555	0	2,332,037	0.09%	0.32%	522	23
30 NIKO ŽELEZNIKI	8,779,965	38,034	0	4,368,400	0.09%	0.32%	385	19
31 JAVOR PIVKA	8,573,064	37,163	0	3,010,237	0.08%	0.31%	8,418	32
32 GORENJSKI TISK	8,172,867	35,401	0	3,000,120	0.08%	0.30%	2,208	19
33 FRUCTAL	6,161,636	26,711	0	632,308	0.06%	0.22%	2,512	26
34 INLES RIBNICA	6,046,929	26,197	0	6,036,075	0.06%	0.22%	10,126	4
35 VELANA	6,007,295	26,029	0	0	0.06%	0.22%	8,379	47
36 GEA TOVARNA OLJA	5,500,850	23,837	0	0	0.05%	0.20%	4,362	10
37 ALPETOUR POTOVALNA AGENCIJA	5,388,497	23,358	0	5,000,691	0.05%	0.20%	2,130	26
38 AVTOPREVOZNIŠTVO IN SERVISI	5,213,327	22,596	0	1,750,777	0.05%	0.19%	31,521	7
39 JATA EMONA	5,194,683	22,510	0	1,229,038	0.05%	0.19%	6,110	17
40 CETIS	4,749,005	20,575	0	969,999	0.05%	0.17%	160	16
41 DANA	4,659,847	20,221	0	3,900	0.05%	0.17%	2,511	24
42 INTEGRAL JESENICE	4,158,160	18,015	0	1,511,300	0.04%	0.15%	3,156	14
43 GOZDNO GOSPODARSTVO BLEĐ	4,031,742	17,466	0	1,443,350	0.04%	0.15%	2,460	15
44 TEKSTINA	3,949,361	17,118	0	1,271,211	0.04%	0.14%	4,354	14
45 PLAMA - PUR	3,500,263	15,175	0	1,165,563	0.03%	0.13%	954	12
46 FINIRA	3,036,406	13,154	0	161,433	0.03%	0.11%	11,252	102
47 GORIŠKE OPEKARNE	3,005,000	13,026	0	75,000	0.03%	0.11%	1,202	2
48 HIDROTEHNIK	2,983,420	12,926	0	490,000	0.03%	0.11%	1,869	12
49 COLOR	2,825,521	12,244	0	0	0.03%	0.10%	1,255	24
50 BELINKA HOLDING	2,443,036	10,586	0	9,900	0.02%	0.09%	739	14
51 JADRAN	1,874,831	8,123	0	211,151	0.02%	0.07%	358	4
52 MLAJ	1,584,690	6,867	0	999,990	0.02%	0.06%	2,017	9
53 FOND INVEST	1,481,700	6,420	0	137,755	0.01%	0.05%	1,063	99
54 LESNINA EMMI	1,396,887	6,054	0	188,146	0.01%	0.05%	1,987	9
55 MEDVEŠEK PUŠNIK	1,361,161	5,905	0	249,600	0.01%	0.05%	87	8
56 EGOLEŠ ŠKOFJA LOKA	1,336,287	5,789	0	1,336,287	0.01%	0.05%	1,205	3
57 INTERTRADE ITS	1,332,826	5,774	0	224,448	0.01%	0.05%	1,331	12
58 HOTELI PALACE	1,286,942	5,577	0	310,521	0.01%	0.05%	858	14
59 SIVENT	1,242,748	5,383	0	47,292	0.01%	0.05%	3,633	96
60 ŽELEZARNA RAVNE - MONTER DRAVOGRAD	1,187,429	5,144	0	0	0.01%	0.04%	1,451	8
61 NAMA	924,000	4,004	0	0	0.01%	0.03%	660	2
62 KRONA HOLDING	838,342	3,632	0	336,865	0.01%	0.03%	2,369	16
63 CREINA	714,084	3,096	0	655,278	0.01%	0.03%	170	4
64 MURALES	586,800	2,547	0	0	0.01%	0.02%	326	1
65 IMP KLIMAT	521,672	2,260	0	0	0.01%	0.02%	322	1
66 KLASJE	421,846	1,828	0	0	0.00%	0.02%	1,042	12
67 KOMPAS HOTELI KG	377,700	1,636	0	0	0.00%	0.01%	71	3
68 SATURNUS AVTOOPREMA	336,000	1,457	0	0	0.00%	0.01%	70	1
69 GOZDNO GOSPODARSTVO POSTOJNA	324,880	1,408	0	324,880	0.00%	0.01%	262	1
70 CAPITA	298,900	1,295	0	0	0.00%	0.01%	427	2

## 1. Shares (2)

	Issue	Total (in SIT)	Total (in EUR)	Block trades (in SIT)	Cross trades (in SIT)	Share in total turnover on free market	Share in turnover of shares	Volume in pieces	Number of bargains
71	KEMA PUCONCI	276.000	1.196	0	276.000	0.00%	0.01%	60	1
72	IMP ČRPALKE	260.224	1.128	0	0	0.00%	0.01%	322	18
73	TUB SWATY	220.041	953	0	0	0.00%	0.01%	20	2
74	INTES	154.057	667	0	87.518	0.00%	0.01%	308	4
75	TOVARNA SLADKORJA ORMOŽ	142.000	615	0	0	0.00%	0.01%	71	1
76	GEA COLLEGE	135.000	585	0	0	0.00%	0.00%	1.350	1
77	KRUH-PECIVO	117.980	512	0	0	0.00%	0.00%	106	3
78	ZDRAVILIŠČE ROGAŠKA	115.657	501	0	62.687	0.00%	0.00%	800	9
79	ELMO	107.764	467	0	0	0.00%	0.00%	215	3
80	SAVINJA MOZIRJE	105.040	455	0	0	0.00%	0.00%	104	1
81	MK TISKARNA	84.809	367	0	0	0.00%	0.00%	55	3
82	TOPLICE DOBRNA	7.200	31	0	7.200	0.00%	0.00%	4	1
83	TUS KO-SI	1.790	8	0	0	0.00%	0.00%	1	1
84	JELEN	0	0	0	0	0.00%	0.00%	0	0
85	DADAS	0	0	0	0	0.00%	0.00%	0	0
86	RTC KRVAVEC	0	0	0	0	0.00%	0.00%	0	0
87	INTERTRADE ITA	0	0	0	0	0.00%	0.00%	0	0
88	UPIMO GROUP	0	0	0	0	0.00%	0.00%	0	0
89	MARINA PORTOROŽ	0	0	0	0	0.00%	0.00%	0	0
90	RAZVOJNA DRUŽBA	0	0	0	0	0.00%	0.00%	0	0
91	INTARA	0	0	0	0	0.00%	0.00%	0	0
92	UNITAS	0	0	0	0	0.00%	0.00%	0	0
93	SIJAJ HRASTNIK	0	0	0	0	0.00%	0.00%	0	0
94	ZASAVSKI RAČUNSKI CENTER	0	0	0	0	0.00%	0.00%	0	0
95	KOŠAKI TMI MARIBOR	0	0	0	0	0.00%	0.00%	0	0
96	SVILANIT	0	0	0	0	0.00%	0.00%	0	0
97	HIPOTEKARNA BANKA	0	0	0	0	0.00%	0.00%	0	0
98	GRADIS GP	0	0	0	0	0.00%	0.00%	0	0
99	VALKARTON	0	0	0	0	0.00%	0.00%	0	0
	<b>Preferred shares</b>	<b>19,771,508</b>	<b>85,658</b>	<b>0</b>	<b>4,538,041</b>	<b>0.19%</b>	<b>0.72%</b>	<b>3,478</b>	<b>263</b>
1	KD HOLDING	19.658.843	85.170	0	4.538.041	0.19%	0.71%	3.275	261
2	ZDRAVILIŠČE ROGAŠKA	112.665	488	0	0	0.00%	0.00%	203	2
3	HIPOTEKARNA BANKA	0	0	0	0	0.00%	0.00%	0	0
4	PRIMOFIN	0	0	0	0	0.00%	0.00%	0	0

## 2. Bonds

		Total (in SIT)	Total (in EUR )	Block trades (in SIT)	Cross trades (in SIT)	Share in total turnover on free market	Share in turnover of bonds	Volume in pieces	Number of bargains
	<b>Bonds</b>	<b>2,250,925,976</b>	<b>9,755,197</b>	<b>403,384,799</b>	<b>654,021,549</b>	<b>21.89%</b>	<b>100.00%</b>	<b>153,603</b>	<b>517</b>
1	SLOV. ODŠKODNINSKA DRUŽBA 2 <sup>nd</sup> issue	1,655,336,648	7,173,426	130,386,730	375,541,176	16.10%	73.54%	142,254	496
2	POŠTNA BANKA SLOVENIJE 2 <sup>nd</sup> issue	234,708,378	1,017,627	50,269,205	184,439,172	2.28%	10.43%	2,168	3
3	SI.MOBIL 1 <sup>st</sup> issue	222,728,864	965,486	222,728,864	0	2.17%	9.89%	3,227	3
4	PROBANKA 4 <sup>th</sup> issue	129,238,909	560,000	0	85,389,873	1.26%	5.74%	5,600	10
5	STANOVANJSKI SKLAD 3 <sup>rd</sup> issue	8,578,687	37,208	0	8,578,687	0.08%	0.38%	89	3
6	NAMA 1 <sup>st</sup> issue	261,849	1,136	0	0	0.00%	0.01%	259	1
7	KD INVESTMENTS 1 <sup>st</sup> issue	72,641	314	0	72,641	0.00%	0.00%	6	1
8	VIPA	0	0	0	0	0.00%	0.00%	0	0
9	UBK KONVERTIBILNE	0	0	0	0	0.00%	0.00%	0	0
10	SIP STROJNA INDUSTRIJA 1 <sup>st</sup> issue, B series	0	0	0	0	0.00%	0.00%	0	0
11	SIP STROJNA INDUSTRIJA 1 <sup>st</sup> issue, A series	0	0	0	0	0.00%	0.00%	0	0
12	PROBANKA 5 <sup>th</sup> issue	0	0	0	0	0.00%	0.00%	0	0
13	POŠTNA BANKA SLOVENIJE 3 <sup>rd</sup> issue	0	0	0	0	0.00%	0.00%	0	0
14	NLB 8 <sup>th</sup> issue	0	0	0	0	0.00%	0.00%	0	0
15	NLB 7 <sup>th</sup> issue	0	0	0	0	0.00%	0.00%	0	0
16	BORZNA DRUŽBA POTEZA 2 <sup>nd</sup> issue	0	0	0	0	0.00%	0.00%	0	0
17	BANKA KOPER 4 <sup>th</sup> issue	0	0	0	0	0.00%	0.00%	0	0
18	BANKA KOPER 3 <sup>rd</sup> issue	0	0	0	0	0.00%	0.00%	0	0
19	AUTOCOMMERCE 1 <sup>st</sup> issue	0	0	0	0	0.00%	0.00%	0	0
<b>Total free market (shares and bonds)</b>		<b>5,001,623,129</b>	<b>21,674,960</b>	<b>1,824,847,267</b>	<b>1,091,969,615</b>	<b>48.65%</b>	<b>-</b>	<b>1,242,067</b>	<b>4,268</b>

Issue	Total (in SIT)	Total (in EUR)	Block trades (in SIT)	Cross trades (in SIT)	Share in total turnover on free market	Share in turnover of investment funds	Volume in pieces	Number of bargains
<b>Total investment funds</b>	<b>4,931,037,744</b>	<b>21,367,173</b>	<b>1,928,271,461</b>	<b>485,796,885</b>	<b>47.96%</b>	<b>100.00%</b>	<b>49,104,363</b>	<b>14,700</b>
1 <b>Closed-end funds</b>	1,822,652,590	7,898,574	663,524,109	131,661,762	17.73%	36.96%	9,146,498	4,118
2 <b>Authorised closed-end funds</b>	3,108,385,154	13,468,599	1,264,747,352	354,135,123	30.23%	63.04%	39,957,865	10,582

### 3.1. Closed-end funds

Issue	Total (in SIT)	Total (in EUR)	Block trades (in SIT)	Cross trades (in SIT)	Share in total turnover on free market	Share in turnover of closed-end funds	Volume in pieces	Number of bargains
<b>Total closed-end funds</b>	<b>1,822,652,590</b>	<b>7,898,574</b>	<b>663,524,109</b>	<b>131,661,762</b>	<b>17.73%</b>	<b>100.00%</b>	<b>9,146,498</b>	<b>4,118</b>
1 TRIGLAV STEBER 1	1,160,796,997	5,030,401	663,524,109	64,080,021	11.29%	63.69%	6,878,550	1,219
2 INFOND ID	283,035,285	1,226,482	0	25,331,406	2.75%	15.53%	143,463	1,135
3 NFD 1	261,052,065	1,131,331	0	30,826,608	2.54%	14.32%	1,297,408	947
4 KD ID	117,768,243	510,380	0	11,423,727	1.15%	6.46%	827,077	817

### 3.2. Authorised closed-end funds

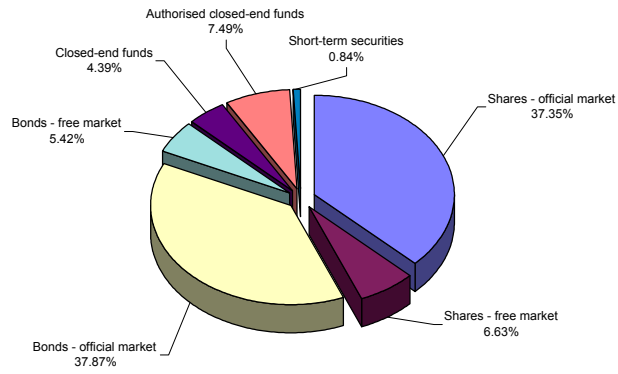
Issue	Total (in SIT)	Total (in EUR)	Block trades (in SIT)	Cross trades (in SIT)	Share in total turnover on free market	Share in turnover of auth. closed- end funds	Volume in pieces	Number of bargains
<b>Total authorised closed-end funds</b>	<b>3,108,385,154</b>	<b>13,468,599</b>	<b>1,264,747,352</b>	<b>354,135,123</b>	<b>30.23%</b>	<b>100.00%</b>	<b>39,957,865</b>	<b>10,582</b>
1 MAKSIMA 1	902,386,335	3,909,635	659,037,832	20,374,738	30.23%	29.03%	9,839,154	923
2 KRONA SENIOR	479,580,004	2,078,825	185,528,236	65,531,103	8.78%	15.43%	5,251,777	698
3 NFD 2	354,116,699	1,533,871	179,947,449	17,207,275	4.66%	11.39%	7,190,727	1,256
4 ZLATA MONETA 1	278,220,789	1,205,715	0	28,068,294	3.44%	8.95%	1,494,222	732
5 ZVON ENA	188,174,184	815,399	0	31,882,890	2.71%	6.05%	1,312,231	790
6 ARKADA ENA	144,731,098	626,682	120,335,040	5,022,150	1.83%	4.66%	2,271,951	183
7 ATENA PID	132,307,394	573,063	65,000,070	32,885,730	1.41%	4.26%	1,635,641	574
8 POMURSKA INV. DRUŽBA 1	123,447,979	534,882	0	39,099,394	1.29%	3.97%	549,425	256
9 TRIGLAV STEBER II	91,260,375	395,468	0	12,984,601	1.29%	2.94%	1,893,908	955
10 PKD ID	67,551,217	292,843	0	11,533,682	0.89%	2.17%	1,670,356	678
11 PID VIPA INVEST	61,350,324	265,891	0	50,417,830	0.66%	1.97%	686,706	232
12 MERCATA	59,752,035	259,071	54,898,725	21,070	0.60%	1.92%	1,149,974	100
13 ZVON DVA	42,597,660	184,594	0	5,845,022	0.58%	1.37%	1,045,057	728
14 ZLATA MONETA II	35,619,364	154,359	0	930,394	0.41%	1.15%	884,518	442
15 MODRA LINIJA	32,970,400	142,874	0	16,871,516	0.35%	1.06%	207,311	167
16 INFOND PID	24,601,132	106,613	0	4,173,473	0.32%	0.79%	586,078	848
17 PID AKTIVA AVANT I	17,763,725	76,963	0	883,178	0.24%	0.57%	404,347	68
18 TRDNJAVA	17,463,095	75,687	0	722,087	0.17%	0.56%	590,619	94
19 VIZIJA DPB	14,808,472	64,175	0	4,098,457	0.17%	0.48%	227,795	83
20 MERCATA 1	9,900,320	42,930	0	394,381	0.14%	0.32%	179,537	159
21 POOBLAŠČENA POMURSKA INV. DRUŽBA	6,799,271	29,463	0	2,717,815	0.10%	0.22%	218,135	255
22 SETEV	4,973,119	21,550	0	224,295	0.07%	0.16%	146,112	65
23 KS-sklad 2	3,925,869	17,012	0	425,366	0.05%	0.13%	101,477	64
24 NIKA	3,921,811	16,993	0	938,840	0.04%	0.13%	100,984	60
25 NIKA 1	3,235,479	14,022	0	169,560	0.04%	0.10%	96,154	53
26 NIKA 2	2,355,530	10,210	0	237,155	0.03%	0.08%	81,750	42
27 TRDNJAVA I	2,275,604	9,864	0	105,362	0.02%	0.07%	74,141	22
28 KS - SKLAD 4	1,371,436	5,941	0	369,465	0.02%	0.04%	40,550	43
29 CAPINVEST 2	924,434	4,004	0	0	0.01%	0.03%	27,228	12

<b>Short-term securities</b>	<b>348,110,000</b>	<b>1,508,378</b>	<b>348,110,000</b>	<b>0</b>	<b>3.39%</b>	<b>-</b>	<b>35,000</b>	<b>1</b>
------------------------------	--------------------	------------------	--------------------	----------	--------------	----------	---------------	----------

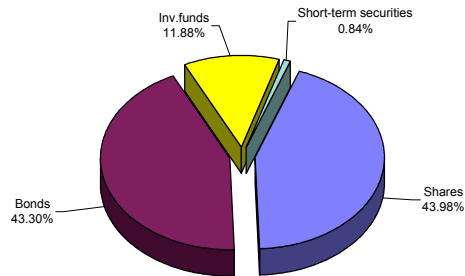
<b>Total free market</b>	<b>10,280,770,873</b>	<b>44,550,511</b>	<b>4,101,228,728</b>	<b>1,577,766,500</b>	<b>100.00%</b>	<b>-</b>	<b>50,381,430</b>	<b>18,969</b>
--------------------------	-----------------------	-------------------	----------------------	----------------------	----------------	----------	-------------------	---------------

<b>Total turnover in January 2003</b>	<b>41,499,705,950</b>	<b>179,866,799</b>	<b>26,171,364,068</b>	<b>3,720,896,134</b>	<b>-</b>	<b>-</b>	<b>54,074,012</b>	<b>28,888</b>
---------------------------------------	-----------------------	--------------------	-----------------------	----------------------	----------	----------	-------------------	---------------

Structure of turnover by securities in January 2003



Structure of turnover by securities - all markets - January 2003

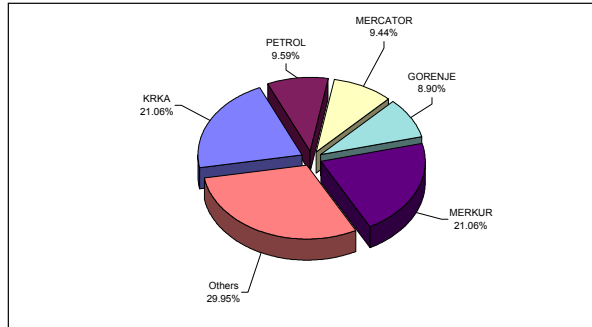




### C3) MOST TRADED SECURITIES IN JANUARY 2003

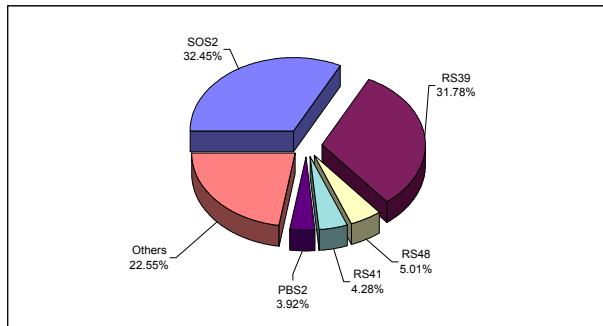
#### MOST TRADED SHARES

Issuer	Turnover (in SIT) - order book trades only	Market capitalisation as of 31 January 2003 (in SIT)	Number of bargains - order book trades only
KRKA	1,605,688,576 SIT	145,969,749,422 SIT	1,485
PETROL	731,519,125 SIT	84,435,689,195 SIT	841
MERCATOR	720,145,454 SIT	75,436,292,605 SIT	579
GORENJE	678,880,005 SIT	52,836,980,000 SIT	973
MERKUR	1,605,688,576 SIT	22,966,150,613 SIT	279
OSTALI	2,284,160,908 SIT	850,894,262,559 SIT	6,503
<b>SKUPAJ</b>	<b>7,626,082,644 SIT</b>	<b>1,232,539,124,396 SIT</b>	<b>10,660</b>



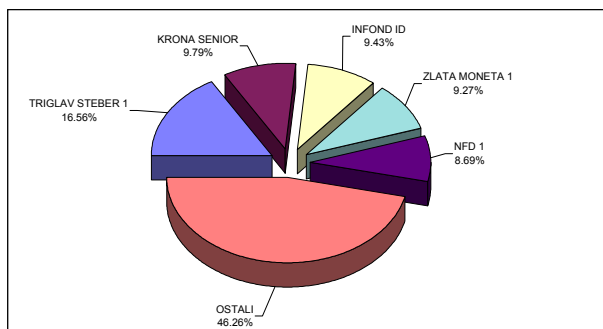
#### MOST TRADED BONDS

Issue	Turnover (in SIT) - order book trades only	Market capitalisation as of 31 January 2003 (in SIT)	Number of bargains - order book trades only
SLOVENSKA ODŠKODNINSKA DRUŽBA 2 <sup>nd</sup> issue	1,524,949,918 SIT	122,768,959,996 SIT	494
REPUBLIKA SLOVENIJA 39 <sup>th</sup> issue	1,493,293,059 SIT	28,614,000,000 SIT	2,583
REPUBLIKA SLOVENIJA 48 <sup>th</sup> issue	235,632,734 SIT	1,391,468,098 SIT	68
REPUBLIKA SLOVENIJA 41 <sup>st</sup> issue	201,329,575 SIT	12,520,800,000 SIT	17
POŠTNA BANKA SLOVENIJE 2 <sup>nd</sup> issue	184,439,173 SIT	1,680,000,000 SIT	2
Others	1,059,848,496 SIT	505,553,477,639 SIT	267
<b>Total</b>	<b>4,699,492,955 SIT</b>	<b>672,528,705,733 SIT</b>	<b>3,431</b>



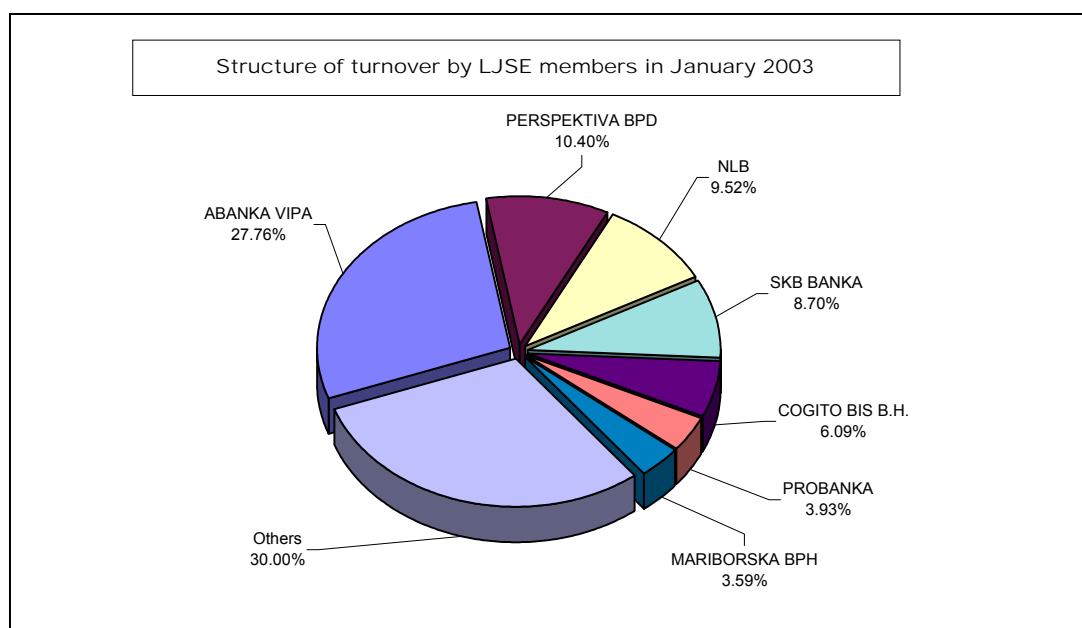
#### MOST TRADED INVESTMENT FUNDS

Closed-end funds or Authorised closed-end funds	Turnover (in SIT) - order book trades only	Market capitalisation as of 31 January 2003 (in SIT)	Number of bargains - order book trades only
TRIGLAV STEBER 1	497,272,888 SIT	33,723,010,016 SIT	1,216
KRONA SENIOR	294,051,768 SIT	6,632,167,594 SIT	695
INFOND ID	283,035,285 SIT	16,180,133,258 SIT	1,135
ZLATA MONETA 1	278,220,789 SIT	12,679,486,570 SIT	732
NFD 1	261,052,065 SIT	31,892,853,383 SIT	947
OSTALI	1,389,133,488 SIT	144,734,144,387 SIT	9,962
<b>SKUPAJ</b>	<b>3,002,766,283 SIT</b>	<b>245,841,795,207 SIT</b>	<b>14,687</b>



#### C4) TURNOVER BY LJSE MEMBERS IN JANUARY 2003

	Member	Official market (in SIT)	Free market (in SIT)	Total (in SIT)	Share in turnover
1	ABANKA VIPA	20,344,753,553 SIT	2,699,205,227 SIT	23,043,958,780 SIT	27.76%
2	PERSPEKTIVA BPD	7,341,558,173 SIT	1,290,288,672 SIT	8,631,846,845 SIT	10.40%
3	NLB	6,417,285,996 SIT	1,487,324,604 SIT	7,904,610,600 SIT	9.52%
4	SKB BANKA	4,874,695,873 SIT	2,348,441,899 SIT	7,223,137,772 SIT	8.70%
5	COGITO BIS B.H.	4,992,454,097 SIT	61,048,837 SIT	5,053,502,934 SIT	6.09%
6	PROBANKA	2,131,578,195 SIT	1,131,306,642 SIT	3,262,884,837 SIT	3.93%
7	MARIBORSKA BPH	2,178,776,437 SIT	797,496,554 SIT	2,976,272,991 SIT	3.59%
8	PM&A BPD	2,097,221,431 SIT	861,963,977 SIT	2,959,185,408 SIT	3.57%
9	ILIRIKA	1,259,823,241 SIT	1,577,647,819 SIT	2,837,471,060 SIT	3.42%
10	POTEZA	1,813,496,223 SIT	959,051,223 SIT	2,772,547,446 SIT	3.34%
11	FACTOR BANKA	1,427,773,209 SIT	576,337,618 SIT	2,004,110,827 SIT	2.41%
12	AC - BORZNO POSREDNIŠKA HIŠA	559,247,130 SIT	1,354,761,032 SIT	1,914,008,162 SIT	2.31%
13	ARGONOS BPH	853,477,912 SIT	870,703,179 SIT	1,724,181,091 SIT	2.08%
14	GBD GORENJSKA BORZNO POSREDNIŠKA DRUŽBA	625,648,279 SIT	738,424,671 SIT	1,364,072,950 SIT	1.64%
15	CERTIUS BPH	648,396,799 SIT	669,729,413 SIT	1,318,126,212 SIT	1.59%
16	BANK AUSTRIA CREDITANSTALT	849,311,703 SIT	464,973,146 SIT	1,314,284,849 SIT	1.58%
17	MOJA DELNICA BPH	622,828,900 SIT	377,429,568 SIT	1,000,258,468 SIT	1.21%
18	CELJSKA BORZNO-POSREDNIŠKA HIŠA	516,352,982 SIT	480,459,142 SIT	996,812,124 SIT	1.20%
19	MEDVEŠEK PUŠNIK	569,565,835 SIT	232,954,656 SIT	802,520,491 SIT	0.97%
20	ZADRUŽNA BANKA	446,362,842 SIT	293,930,661 SIT	740,293,503 SIT	0.89%
21	PUBLIKUM	567,705,759 SIT	119,749,880 SIT	687,455,639 SIT	0.83%
22	PFC INTERFIN	327,792,246 SIT	271,036,054 SIT	598,828,300 SIT	0.72%
23	RAIFFEISEN KREKOVA BANKA	219,493,996 SIT	358,637,161 SIT	578,131,157 SIT	0.70%
24	BANKA KOPER	489,408,602 SIT	61,338,018 SIT	550,746,620 SIT	0.66%
25	VERITAS BH	193,812,776 SIT	323,420,637 SIT	517,233,413 SIT	0.62%
26	B P H	57,460,169 SIT	130,276,294 SIT	187,736,463 SIT	0.23%
27	GORENJSKA BANKA	11,587,786 SIT	23,605,155 SIT	35,192,941 SIT	0.04%
	<b>Total</b>	<b>62,437,870,144 SIT</b>	<b>20,561,541,739 SIT</b>	<b>82,999,411,883 SIT</b>	<b>100.00%</b>



## C5) TURNOVER IN YEARS 2002 AND 2003

### MONTHLY TURNOVER ON OFFICIAL MARKET

Year 2002 Month	Number of trading days	Turnover (in SIT)		average	Number of bargains	
		per month	average per day	per bargain	per month	average per day
January	21	23,391,290,219	1,113,870,963	1,581,668	14,789	704
February	19	17,550,952,342	923,734,334	2,439,326	7,195	379
March	21	22,519,454,300	1,072,354,967	1,881,482	11,969	570
April	21	27,541,116,228	1,311,481,725	1,924,068	14,314	682
May	20	25,381,807,237	1,269,090,362	1,984,504	12,790	640
June	19	19,791,779,374	1,041,672,599	2,211,125	8,951	471
July	23	31,589,908,982	1,373,474,304	3,492,141	9,046	393
August	21	29,086,116,707	1,385,053,177	2,377,288	12,235	583
September	21	26,795,304,876	1,275,966,899	1,859,881	14,407	686
October	22	31,821,503,554	1,446,431,980	2,291,625	13,886	631
November	20	25,402,933,277	1,270,146,664	1,697,149	14,968	748
December	19	41,787,952,840	2,199,365,939	3,645,464	11,463	603
<b>TOTAL</b>	<b>247</b>	<b>322,660,119,936</b>			<b>146,013</b>	
<b>AVERAGE 2002</b>	<b>20.58</b>	<b>26,888,343,328</b>	<b>1,306,316,275</b>	<b>2,209,804</b>	<b>12,168</b>	<b>591</b>
<b>Year 2003</b>						
January	20	31,218,935,077	1,560,946,754	3,147,387	9,919	496
<b>TOTAL</b>	<b>20</b>	<b>31,218,935,077</b>			<b>9,919</b>	
<b>AVERAGE 2003</b>	<b>20.00</b>	<b>31,218,935,077</b>	<b>1,560,946,754</b>	<b>3,147,387</b>	<b>9,919</b>	<b>496</b>

### MONTHLY TURNOVER ON FREE MARKET \*

Year 2002 Month	Number of trading days	Turnover (in SIT)		average	Number of bargains	
		per month	average per day	per bargain	per month	average per day
January	21	6,646,213,927	316,486,377	369,501	17,987	857
February	19	13,109,093,513	689,952,290	533,584	24,568	1,293
March	21	14,804,700,956	704,985,760	501,446	29,524	1,406
April	21	13,376,800,464	636,990,498	491,650	27,208	1,296
May	20	10,600,088,172	530,004,409	434,163	24,415	1,221
June	19	11,496,974,652	605,103,929	599,113	19,190	1,010
July	23	8,561,384,159	372,234,094	455,417	18,799	817
August	21	9,073,745,435	432,083,116	609,426	14,889	709
September	21	14,737,526,110	701,786,958	789,581	18,665	889
October	22	20,786,909,622	944,859,528	626,451	33,182	1,508
November	20	14,931,082,803	746,554,140	498,218	29,969	1,498
December	19	20,256,196,959	1,066,115,629	418,551	48,396	2,547
<b>TOTAL</b>	<b>247</b>	<b>158,380,716,772</b>			<b>306,792</b>	
<b>AVERAGE 2002</b>	<b>20.58</b>	<b>13,198,393,064</b>	<b>641,217,477</b>	<b>516,248</b>	<b>25,566</b>	<b>1,242</b>
<b>Year 2003</b>						
January	20	10,280,770,873	514,038,544	541,977	18,969	948
<b>TOTAL</b>	<b>20</b>	<b>10,280,770,873</b>			<b>18,969</b>	
<b>AVERAGE 2003</b>	<b>20.00</b>	<b>10,280,770,873</b>	<b>514,038,544</b>	<b>541,977</b>	<b>18,969</b>	<b>948</b>

\* Includes the turnover of shares, bonds, inv.funds, short-term securities and pension coupons.

MONTHLY TURNOVER ON ALL MARKETS

Year 2002 Month	Number of trading days	Turnover (in SIT)		average	Number of bargains	
		per month	average per day	per bargain	per month	average per day
January	21	30,037,504,146	1,430,357,340	916,448	32,776	1,561
February	19	30,660,045,855	1,613,686,624	965,276	31,763	1,672
March	21	37,324,155,256	1,777,340,726	899,529	41,493	1,976
April	21	40,917,916,692	1,948,472,223	985,451	41,522	1,977
May	20	35,981,895,409	1,799,094,770	967,125	37,205	1,860
June	19	31,288,754,026	1,646,776,528	1,111,857	28,141	1,481
July	23	40,151,293,141	1,745,708,397	1,441,957	27,845	1,211
August	21	38,159,862,142	1,817,136,292	1,406,867	27,124	1,292
September	21	41,532,830,986	1,977,753,856	1,255,831	33,072	1,575
October	22	52,608,413,176	2,391,291,508	1,117,711	47,068	2,139
November	20	40,334,016,080	2,016,700,804	897,568	44,937	2,247
December	19	36,044,149,799	3,265,481,568	1,036,505	59,859	3,150
<b>TOTAL</b>	<b>247</b>	<b>481,040,836,708</b>			<b>452,805</b>	
<b>AVERAGE 2002</b>	<b>20.58</b>	<b>40,086,736,392</b>	<b>1,947,533,752</b>	<b>1,062,358</b>	<b>37,734</b>	<b>1,833</b>
<b>Year 2003</b>						
January	20	41,499,705,950	2,074,985,298	1,436,572	28,888	1,444
<b>TOTAL</b>	<b>20</b>	<b>41,499,705,950</b>			<b>28,888</b>	
<b>AVERAGE 2003</b>	<b>20.00</b>	<b>41,499,705,950</b>	<b>2,074,985,298</b>	<b>1,436,572</b>	<b>28,888</b>	<b>1,444</b>

TURNOVER BY SECURITIES ON ALL MARKETS OF LJUBLJANA STOCK EXCHANGE IN YEARS 2003 - 1990

Total turnover and number of bargains

Year	Number of trading days	Turnover (in SIT)		average	Number of bargains	
		per year	average per day	per bargain	per year	average per day
2003	20	41,499,705,950	2,074,985,298	1,436,572	28,888	1,444
2002	247	481,040,836,708	1,947,533,752	1,062,358	452,805	1,833
2001	247	348,643,571,200	1,411,512,434	1,088,977	320,157	1,296
2000	249	269,617,104,598	1,082,799,617	679,818	396,602	1,593
1999	254	265,671,058,734	1,045,949,050	594,292	447,038	1,760
1998	252	173,374,959,032	687,995,869	729,680	237,604	943
1997	249	108,296,251,892	434,924,706	771,594	140,354	564
1996	240	87,004,346,423	362,518,110	662,875	131,253	547
1995	247	88,098,296,414	356,673,265	722,573	121,923	494
1994	252	112,830,429,696	447,739,800	1,078,252	104,642	415
1993	251	87,387,724,215	348,158,264	1,808,072	48,332	193
1992	106	22,710,966,299	214,254,399	3,678,485	6,174	58
1991	98	1,674,875,622	17,090,568	531,707	3,150	32
1990	62	13,545,000	218,468	52,096	260	4

Average turnover and number of bargains

Year	Turnover (in SIT)			Number of bargains	
	per month	per day	per bargain	per month	per day
2003	41,499,705,950	2,074,985,298	1,436,572	28,888	1,444
2002	40,086,736,392	1,947,533,752	1,062,358	37,734	1,833
2001	29,053,630,933	1,411,512,434	1,088,977	26,680	1,296
2000	22,468,092,050	1,082,799,617	679,818	33,050	1,593
1999	22,139,254,895	1,045,949,050	594,292	37,253	1,760
1998	14,447,913,253	687,995,869	729,680	19,800	943
1997	9,024,687,658	434,924,706	771,594	11,696	564
1996	7,250,362,202	362,518,110	662,875	10,938	547
1995	7,341,524,701	356,673,265	722,573	10,160	494
1994	9,402,535,808	447,739,800	1,078,252	8,720	415
1993	7,282,310,351	348,158,264	1,808,072	4,028	193
1992	1,892,580,525	214,254,399	3,678,485	515	58
1991	139,572,969	17,090,568	531,707	263	32
1990	1,128,750	218,468	52,096	22	4

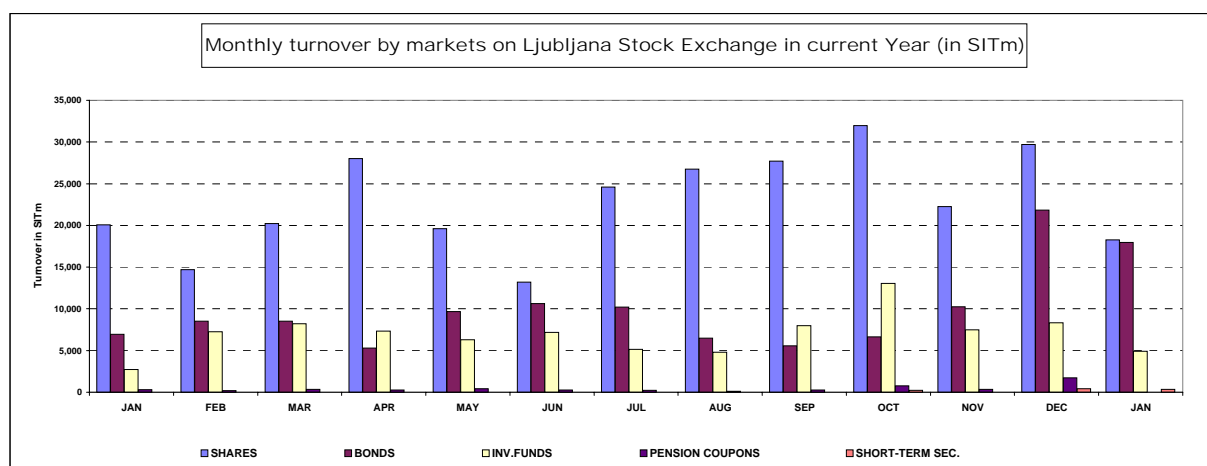
## STRUCTURE OF TURNOVER

MONTHLY TURNOVER BY MARKETS ON LJUBLJANA STOCK EXCHANGE IN CURRENT YEAR (in SIT)

YEAR 2002	OFFICIAL MARKET		FREE MARKET		CLOSED-END FUNDS	AUTHORISED CLOSED-END FUNDS	PENSION COUPONS	SHORT-TERM SECURITIES	TOTAL
	SHARES	BONDS	SHARES	BONDS					
January	17,961,471,697	5,429,818,522	2,126,834,395	1,503,751,323	-	2,715,438,305	300,189,904	0	30,037,504,146
February	11,323,889,104	6,227,063,238	3,360,542,952	2,306,401,914	-	7,239,288,099	202,860,548	0	30,660,045,855
March	15,957,290,362	6,562,163,938	4,284,968,742	1,954,953,429	-	8,220,585,061	344,193,724	0	37,324,155,256
April	24,326,522,540	3,214,593,688	3,700,246,073	2,091,962,539	-	7,312,735,020	271,856,831	0	40,917,916,691
May	17,218,620,600	8,163,186,637	2,390,529,855	1,499,206,805	-	6,305,661,711	404,689,801	0	35,981,895,409
June	10,921,241,382	8,870,537,992	2,278,918,076	1,765,347,941	-	7,179,898,819	272,809,817	0	31,288,754,027
July	22,626,904,234	8,963,004,748	1,959,080,370	1,237,270,328	-	5,143,662,175	221,371,286	0	40,151,293,141
August	24,631,497,229	4,454,619,478	2,116,942,661	2,035,100,357	2,292,541,631	2,514,027,040	115,133,745	0	38,159,862,141
September	25,008,605,663	1,786,699,213	2,718,403,776	3,787,321,789	4,143,623,856	3,822,754,306	265,422,383	0	41,532,830,986
October	26,926,761,883	4,894,741,671	5,022,780,647	7,703,798,067	7,703,798,067	5,337,682,913	749,120,697	234,482,821	52,608,413,176
November	17,686,683,796	7,716,249,481	4,580,412,535	2,526,434,583	3,955,737,883	3,520,267,848	348,229,954	0	40,334,016,080
December	23,298,004,818	18,489,948,022	6,410,455,131	3,351,798,096	3,030,024,834	5,302,275,946	1,734,265,589	427,377,363	62,044,149,799
<b>Total 2002</b>	<b>237,887,493,308</b>	<b>84,772,626,628</b>	<b>40,950,115,213</b>	<b>25,798,593,581</b>	<b>21,125,726,271</b>	<b>64,614,277,243</b>	<b>5,230,144,279</b>	<b>661,860,184</b>	<b>481,040,836,707</b>
<b>YEAR 2003</b>									
January	15,501,985,498	15,716,949,579	2,750,697,153	2,250,925,976	1,822,652,590	3,108,385,154	delisted 1 Jan 2003	348,110,000	41,499,705,950
<b>TOTAL 2003</b>	<b>15,501,985,498</b>	<b>15,716,949,579</b>	<b>2,750,697,153</b>	<b>2,250,925,976</b>	<b>1,822,652,590</b>	<b>3,108,385,154</b>	<b>-</b>	<b>348,110,000</b>	<b>41,499,705,950</b>

MONTHLY TURNOVER BY SECURITIES ON LJUBLJANA STOCK EXCHANGE IN CURRENT YEAR (in SIT)

YEAR 2002	SHARES	BONDS	INVESTMENT FUNDS	PENSION COUPONS	SHORT-TERM SECURITIES	TOTAL
January	20,088,306,092	6,933,569,845	2,715,438,305	300,189,904	0	30,037,504,146
February	14,684,432,056	8,533,465,152	7,239,288,099	202,860,548	0	30,660,045,855
March	20,242,259,104	8,517,117,367	8,220,585,061	344,193,724	0	37,324,155,256
April	28,026,768,613	5,306,556,227	7,312,735,020	271,856,831	0	40,917,916,691
May	19,609,150,455	9,662,393,442	6,305,661,711	404,689,801	0	35,981,895,409
June	13,200,159,458	10,635,885,933	7,179,898,819	272,809,817	0	31,288,754,027
July	24,585,984,604	10,200,275,076	5,143,662,175	221,371,286	0	40,151,293,141
August	26,748,439,890	6,489,719,835	4,806,568,671	115,133,745	0	38,159,862,141
September	27,727,009,439	5,574,021,002	7,966,378,162	265,422,383	0	41,532,830,986
October	31,949,542,530	6,633,786,148	13,041,480,980	749,120,697	234,482,821	52,608,413,176
November	22,267,096,331	10,242,684,064	7,476,005,731	348,229,954	0	40,334,016,080
December	29,708,459,949	21,841,746,118	8,332,300,780	1,734,265,589	427,377,363	62,044,149,799
<b>Total 2002</b>	<b>278,837,608,521</b>	<b>110,571,220,209</b>	<b>85,740,003,514</b>	<b>5,230,144,279</b>	<b>661,860,184</b>	<b>481,040,836,707</b>
<b>YEAR 2003</b>						
January	18,252,682,651	17,967,875,555	4,931,037,744	delisted 1 Jan 2003	348,110,000	41,499,705,950
<b>TOTAL 2003</b>	<b>18,252,682,651</b>	<b>17,967,875,555</b>	<b>4,931,037,744</b>	<b>-</b>	<b>348,110,000</b>	<b>41,499,705,950</b>



## D) MARKET CAPITALISATION

### MARKET CAPITALISATION - OFFICIAL MARKET (in SIT)

	31 Jan 2002	31 Dec 2002	31 Jan 2003	Index 31 Jan 2003 / 31 Dec 2002	Index 31 Jan 2003 / 31 Jan 2002	Share
<b>SHARES</b>	<b>712,844,973,307</b>	<b>1,010,570,041,658</b>	<b>999,265,267,024</b>	<b>99</b>	<b>140</b>	<b>65.66%</b>
Banks	76,620,995,387	33,896,698,650	31,998,044,868	94	42	3.20%
Companies	636,223,977,919	976,673,343,008	967,267,222,156	99	152	96.80%
<b>BONDS</b>	<b>320,635,801,682</b>	<b>542,643,632,999</b>	<b>522,539,755,908</b>	<b>96</b>	<b>163</b>	<b>34.34%</b>
State	261,721,871,644	487,019,103,209	467,095,282,941	96	178	89.39%
Banks	50,728,234,674	47,711,720,325	47,739,795,251	100	94	9.14%
Companies	8,185,695,364	7,912,809,466	7,704,677,717	97	94	1.47%
<b>TOTAL</b>	<b>1,033,480,774,988</b>	<b>1,553,213,674,657</b>	<b>1,521,805,022,933</b>	<b>98</b>	<b>147</b>	<b>100.00%</b>

### MARKET CAPITALISATION - FREE MARKET (in SIT)

	31 Jan 2002	31 Dec 2002	31 Jan 2003	Index 31 Jan 2003 / 31 Dec 2002	Index 31 Jan 2003 / 31 Jan 2002	Share
<b>SHARES</b>	<b>160,687,117,220</b>	<b>222,537,194,239</b>	<b>233,273,857,371</b>	<b>105</b>	<b>145</b>	<b>37.08%</b>
Banks	1,517,700,000	1,517,700,000	1,517,700,000	100	100	99.35%
Companies	159,169,417,220	221,019,494,239	231,756,157,371	105	146	64.30%
<b>BONDS</b>	<b>76,021,812,303</b>	<b>148,095,012,559</b>	<b>149,988,949,825</b>	<b>101</b>	<b>197</b>	<b>23.84%</b>
State	65,722,806,127	123,062,417,619	124,732,651,516	101	190	83.16%
Communities	22,909,551	-	-	-	-	-
Banks	4,769,623,149	19,058,543,599	19,265,464,186	101	404	12.84%
Companies	5,506,473,476	5,974,051,341	5,990,834,123	100	109	3.99%
<b>PENSION COUPONS</b>	<b>7,597,935,957</b>	<b>6,549,976,331</b>	<b>-</b>	<b>-</b>	<b>-</b>	<b>-</b>
<b>CLOSED-END FUNDS</b>	<b>-</b>	<b>94,139,829,652</b>	<b>94,549,910,507</b>	<b>100</b>	<b>-</b>	<b>15.03%</b>
<b>AUTH. CLOSED-END FUNDS</b>	<b>167,114,720,681</b>	<b>149,671,335,336</b>	<b>151,291,884,699</b>	<b>101</b>	<b>91</b>	<b>24.05%</b>
<b>TOTAL *</b>	<b>411,421,586,161</b>	<b>526,853,518,465</b>	<b>629,104,602,403</b>	<b>119</b>	<b>153</b>	<b>100.00%</b>

<b>TOTAL SHARES</b>	<b>873,532,090,527</b>	<b>1,233,107,235,897</b>	<b>1,232,539,124,396</b>	<b>100</b>	<b>141</b>	<b>57.30%</b>
---------------------	------------------------	--------------------------	--------------------------	------------	------------	---------------

<b>TOTAL BONDS</b>	<b>396,657,613,985</b>	<b>690,738,645,559</b>	<b>672,528,705,733</b>	<b>97</b>	<b>170</b>	<b>31.27%</b>
--------------------	------------------------	------------------------	------------------------	-----------	------------	---------------

<b>PENSION COUPONS</b>	<b>7,597,935,957</b>	<b>6,549,976,331</b>	<b>-</b>	<b>-</b>	<b>-</b>	<b>-</b>
------------------------	----------------------	----------------------	----------	----------	----------	----------

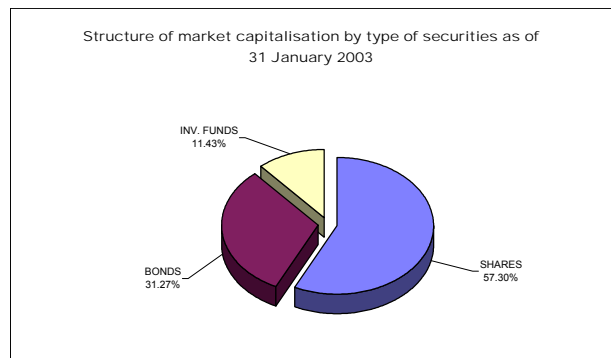
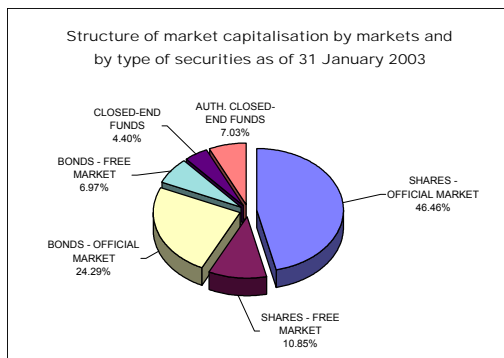
<b>INVESTMENT FUNDS</b>	<b>167,114,720,681</b>	<b>243,811,164,988</b>	<b>245,841,795,207</b>	<b>101</b>	<b>147</b>	<b>11.43%</b>
-------------------------	------------------------	------------------------	------------------------	------------	------------	---------------

<b>TOTAL CAPITALISATION ON LJSE *</b>	<b>1,444,902,361,149</b>	<b>2,174,207,022,774</b>	<b>2,150,909,625,335</b>	<b>99</b>	<b>149</b>	<b>100.00%</b>
---------------------------------------	--------------------------	--------------------------	--------------------------	-----------	------------	----------------

\* investment funds are included in market capitalisation

#### EXCHANGE RATES

1USD=257.0085 SIT as of 31 Jan 2002	1USD=222.0491 SIT as of 30 Dec 2002	1USD=214.8720 SIT as of 31 Jan 2003
1EUR=222.5694 SIT as of 31 Jan 2002	1EUR=230.2205 SIT as of 30 Dec 2002	1EUR=230.9874 SIT as of 31 Jan 2003



D1) MARKET CAPITALISATION OF SHARES - OFFICIAL MARKET AS OF 31 JANUARY 2003

Issue	Number of shares traded	Number of issued shares	Share of traded shares	Price as of 31 Jan 2003	Market capitalisation as of 31 Jan 2003 (in SIT)	Market capitalisation as of 31 Jan 2003 (in EUR)	Market capitalisation as of 31 Jan 2003 (in USD)
<b>Common shares</b>	-	-	-	-	<b>983,300,169,734</b>	<b>4,256,942,888</b>	<b>4,576,213,605</b>
1 LEK	1,790,623	1,792,782	99.88%	85,000 SIT	152,202,955,000	658,923,192	708,342,432
2 KRKA	3,542,612	3,542,612	100.00%	41,204 SIT	145,969,749,422	631,938,147	679,333,507
3 PETROL	2,086,301	2,086,301	100.00%	40,471 SIT	84,435,689,195	365,542,403	392,958,083
4 MERCATOR	3,208,504	3,208,504	100.00%	23,511 SIT	75,436,292,605	326,581,851	351,075,490
5 PIVOVARNA LAŠKO	8,747,652	8,747,652	100.00%	6,563 SIT	57,412,764,559	248,553,664	267,195,189
6 GORENJE	12,200,000	12,200,000	100.00%	4,331 SIT	52,836,980,000	228,743,992	245,899,792
7 SAVA	1,720,987	1,720,987	100.00%	27,985 SIT	48,161,201,640	208,501,423	224,139,030
8 INTEREUROPA	7,902,413	7,902,413	100.00%	5,253 SIT	41,508,372,572	179,699,726	193,177,206
9 PIVOVARNA UNION	451,114	451,114	100.00%	90,000 SIT	40,600,260,000	175,768,289	188,950,910
10 ISTRABENZ	5,180,000	5,180,000	100.00%	7,209 SIT	37,341,428,600	161,660,024	173,784,526
11 LUKA KOPER	7,140,000	7,140,000	100.00%	4,500 SIT	32,132,142,000	139,107,770	149,540,852
12 BANKA KOPER	531,359	531,359	100.00%	52,602 SIT	27,950,546,118	121,004,635	130,079,983
13 DROGA PORTOROŽ	282,768	282,768	100.00%	88,000 SIT	24,883,584,000	107,727,019	115,806,545
14 MERKUR	912,585	912,585	100.00%	25,166 SIT	22,966,150,613	99,425,989	106,882,938
15 TERME ČATEŽ	674,971	674,971	100.00%	30,160 SIT	20,357,125,360	88,130,891	94,740,708
16 DELO	667,464	667,464	100.00%	25,220 SIT	16,833,442,080	72,876,019	78,341,720
17 KOLINSKA	3,166,992	3,169,525	99.92%	5,275 SIT	16,704,552,663	72,318,025	77,741,877
18 SALUS	134,980	134,980	100.00%	92,000 SIT	12,418,160,000	53,761,201	57,793,291
19 ŽITO	348,765	348,765	100.00%	35,536 SIT	12,393,580,509	53,654,790	57,678,900
20 ETOL	274,576	274,576	100.00%	36,610 SIT	10,052,227,360	43,518,509	46,782,398
21 AERODROM	1,936,229	1,936,229	100.00%	4,100 SIT	7,939,022,957	34,369,939	36,947,685
22 RADENSKA	5,061,856	5,061,856	100.00%	1,437 SIT	7,273,887,072	31,490,406	33,852,187
23 TERME 3000	2,861,843	2,861,843	100.00%	2,201 SIT	6,299,832,233	27,273,489	29,319,000
24 COMET	1,700,688	1,700,688	100.00%	3,082 SIT	5,241,435,382	22,691,434	24,393,292
25 ŽIVILA KRANJ	319,997	319,997	100.00%	15,998 SIT	5,119,312,006	22,162,733	23,824,938
26 KOMPAS MTS	3,526,714	3,526,714	100.00%	1,401 SIT	4,942,548,602	21,397,481	23,002,293
27 MLINOTEST	2,389,177	2,389,177	100.00%	1,935 SIT	4,623,869,815	20,017,844	21,519,183
28 DELO PRODAJA	593,549	593,549	100.00%	5,200 SIT	3,086,454,800	13,362,005	14,364,155
29 EMONA OBALA KOPER	1,741,456	1,741,456	100.00%	1,720 SIT	2,995,304,320	12,967,393	13,939,947
30 GRADB.PODJETJE GROSUPLJE	199,411	199,411	100.00%	6,453 SIT	1,286,787,218	5,570,811	5,988,622
31 TEHNOUNION	84,005	84,005	100.00%	10,550 SIT	886,252,750	3,836,801	4,124,561
32 GEODETSKI ZAVOD SLOVENIJE	379,820	379,820	100.00%	2,188 SIT	830,898,030	3,597,157	3,866,944
33 NIKA	186,695	186,695	100.00%	950 SIT	177,360,250	767,835	825,423
<b>Preferred shares</b>	-	-	-	-	<b>15,964,923,750</b>	<b>69,115,994</b>	<b>74,299,694</b>
1 LEK	140,205	140,394	99.87%	85,000 SIT	11,917,425,000	51,593,399	55,462,903
2 PROBANKA	400,000	400,000	100.00%	5,900 SIT	2,360,000,000	10,217,008	10,983,283
3 BANKA VIPA	17,500	17,500	100.00%	96,429 SIT	1,687,498,750	7,305,588	7,853,507
<b>TOTAL SHARES</b>	-	-	-	-	<b>999,265,093,484</b>	<b>4,326,058,882</b>	<b>4,650,513,299</b>

EXCHANGE RATES	1 USD=	214.872 SIT as of 31 Jan 2003
	1 EUR=	230.9874 SIT as of 31 Jan 2003

## MARKET CAPITALISATION OF SHARES - FREE MARKET AS OF 31 JANUARY 2003

Issue	Number of shares traded	Number of issued shares	Share of traded shares	Price as of 31 Jan 2003	Market capitalisation as of 31 Jan 2003 (in SIT)	Market capitalisation as of 31 Jan 2003 (in EUR)	Market capitalisation as of 31 Jan 2003 (in USD)
<b>Common shares</b>	-	-	-	-	<b>231,339,903,306</b>	<b>1,001,526,072</b>	<b>1,076,640,527</b>
1 CINKARNA	812,477	814,626	99.74%	27,837 SIT	22,616,694,755	97,913,110	105,256,593
2 HELIOS	219,861	219,861	100.00%	102,000 SIT	22,425,822,000	97,086,776	104,368,284
3 JUTEKS	641,432	641,432	100.00%	24,006 SIT	15,398,447,508	66,663,582	71,663,351
4 INFOND HOLDING	16,833,414	16,833,414	100.00%	730 SIT	12,286,372,210	53,190,660	57,179,959
5 KD GROUP, finančna družba	186,436	186,436	100.00%	60,000 SIT	11,186,160,000	48,427,577	52,059,645
6 BELINKA HOLDING	2,702,532	2,702,532	100.00%	3,225 SIT	8,715,665,700	37,732,213	40,562,129
7 LESNINA	76,495	76,495	100.00%	110,000 SIT	8,414,450,000	36,428,177	39,160,291
8 KD HOLDING	924,969	924,969	100.00%	7,267 SIT	6,721,416,734	29,098,629	31,281,027
9 DZS	1,429,368	1,686,384	84.76%	4,550 SIT	6,503,624,400	28,155,754	30,267,435
10 FRUCTAL	2,504,151	2,505,613	99.94%	2,500 SIT	6,260,377,500	27,102,680	29,135,381
11 VALKARTON	852,097	852,156	99.99%	6,900 SIT	5,879,469,300	25,453,636	27,362,659
12 CETIS	200,000	220,642	90.64%	29,000 SIT	5,800,000,000	25,109,595	26,992,814
13 TOSAMA	295,670	295,670	100.00%	17,745 SIT	5,246,522,228	22,713,456	24,416,966
14 GRAND HOTEL UNION	1,814,613	1,814,613	100.00%	2,502 SIT	4,539,798,803	19,653,881	21,127,922
15 NAMA	2,861,310	2,861,310	100.00%	1,400 SIT	4,005,834,000	17,342,219	18,642,885
16 MESNA INDUSTRIJA PRIMORSKE	1,478,742	1,478,742	100.00%	2,566 SIT	3,794,200,586	16,426,007	17,657,957
17 HOTELI PALACE	2,346,102	2,346,102	100.00%	1,499 SIT	3,517,463,807	15,227,947	16,370,043
18 GORENJSKI TISK	960,176	1,070,328	89.71%	3,603 SIT	3,459,043,642	14,975,032	16,098,159
19 MEDALJON	1,734,000	1,734,000	100.00%	1,720 SIT	2,982,480,000	12,911,873	13,880,284
20 MITOL	770,509	770,509	100.00%	3,800 SIT	2,927,934,200	12,675,731	13,626,411
21 PINUS RAČE	133,383	133,383	100.00%	21,600 SIT	2,881,072,800	12,472,857	13,408,321
22 SLOVENIJALES	273,604	273,604	100.00%	10,500 SIT	2,872,842,000	12,437,224	13,370,016
23 MARINA PORTOROŽ	313,932	313,932	100.00%	9,061 SIT	2,844,396,583	12,314,077	13,237,633
24 JATA EMONA	3,197,534	3,197,534	100.00%	880 SIT	2,813,829,920	12,181,746	13,095,377
25 TUB SWATY	288,940	288,940	100.00%	9,504 SIT	2,746,114,654	11,888,591	12,780,235
26 LIV POSTOJNA	161,600	161,600	100.00%	16,700 SIT	2,698,720,000	11,683,408	12,559,683
27 PLAMA - PUR	686,798	686,798	100.00%	3,699 SIT	2,540,733,653	10,999,447	11,824,405
28 SATURNUS EMBALAŽA	84,064	85,929	97.83%	29,000 SIT	2,437,856,000	10,554,065	11,345,620
29 SATURNUS AVTOOPREMA	483,061	647,122	74.65%	4,800 SIT	2,318,692,800	10,038,179	10,791,042
30 COLOR	950,391	950,391	100.00%	2,250 SIT	2,138,474,789	9,257,972	9,952,319
31 MELAMIN	466,489	466,489	100.00%	4,400 SIT	2,052,551,600	8,885,989	9,552,439
32 LIP BLEJ	2,155,899	2,155,899	100.00%	933 SIT	2,012,057,419	8,710,680	9,363,981
33 MEDVEŠEK PUŠNIK	80,000	80,000	100.00%	23,217 SIT	1,857,352,800	8,040,927	8,643,996
34 MODRA LINIJA HOLDING	1,882,991	1,882,991	100.00%	907 SIT	1,708,720,183	7,397,461	7,952,270
35 ETRA	45,423	45,423	100.00%	31,000 SIT	1,408,113,000	6,096,060	6,553,264
36 INTERTRADE ITA	69,531	69,531	100.00%	20,000 SIT	1,390,620,000	6,020,328	6,471,853
37 JADRAN	226,334	226,334	100.00%	5,887 SIT	1,332,382,991	5,768,206	6,200,822
38 INTERTRADE ITS	1,260,000	1,260,000	100.00%	1,001 SIT	1,261,260,000	5,460,298	5,869,820
39 TOPLICE DOBRNA	682,010	692,542	98.48%	1,800 SIT	1,227,618,000	5,314,654	5,713,253
40 HIPOTEKARNA BANKA	300,000	300,000	100.00%	3,999 SIT	1,199,700,000	5,193,790	5,583,324
41 JAVOR PIVKA	1,194,700	1,194,700	100.00%	1,002 SIT	1,196,683,202	5,180,729	5,569,284
42 POM-INVEST	2,241,983	2,241,983	100.00%	513 SIT	1,150,249,378	4,979,706	5,353,184
43 TEKSTINA	1,127,293	1,503,057	75.00%	900 SIT	1,014,563,700	4,392,290	4,721,712
44 VELANA	1,409,645	1,409,645	100.00%	711 SIT	1,002,370,367	4,339,502	4,664,965
45 KEMA PUCONCI	217,346	217,346	100.00%	4,600 SIT	999,791,600	4,328,338	4,652,964
46 TOVARNA SLADKORJA ORMOŽ	497,163	497,163	100.00%	2,000 SIT	994,326,000	4,304,676	4,627,527
47 GORIŠKE OPEKARNE	392,725	523,634	75.00%	2,500 SIT	981,812,500	4,250,502	4,569,290
48 KOMPAS HOTELI KG	162,700	162,700	100.00%	5,330 SIT	867,191,000	3,754,278	4,035,849
49 GEA TOVARNA OLJA	660,348	846,600	78.00%	1,300 SIT	858,452,400	3,716,447	3,995,180
50 GOZDNO GOSPODARSTVO POSTOJNA	686,273	686,273	100.00%	1,240 SIT	850,978,520	3,684,091	3,960,397
51 NIKO ŽELEZNIKI	35,875	35,875	100.00%	23,000 SIT	825,125,000	3,572,165	3,840,077
52 GOZDNO GOSPODARSTVO BLEJ	489,520	611,900	80.00%	1,600 SIT	783,232,000	3,390,800	3,645,110
53 KRUH-PECIVO	654,040	654,040	100.00%	1,113 SIT	727,946,520	3,151,456	3,387,815
54 ALPETOUR POTOVALNA AGENCIJA	263,042	263,042	100.00%	2,610 SIT	686,426,512	2,971,705	3,194,583
55 AVTO CELJE	418,077	418,077	100.00%	1,550 SIT	648,019,350	2,805,432	3,015,839
56 OLJARICA	70,404	70,404	100.00%	8,872 SIT	624,656,674	2,704,289	2,907,111
57 INTARA	101,000	101,000	100.00%	5,990 SIT	604,939,500	2,618,929	2,815,348
58 HIDROTEHNIK	384,472	384,472	100.00%	1,566 SIT	602,098,531	2,606,629	2,802,127
59 MURALES	322,045	322,045	100.00%	1,800 SIT	579,681,000	2,509,578	2,697,797
60 FINIRA	2,179,206	2,179,206	100.00%	265 SIT	578,404,857	2,504,054	2,691,858
61 IMP KLIMAT	353,900	353,900	100.00%	1,620 SIT	573,353,390	2,482,185	2,668,349



Issue	Number of shares traded	Number of issued shares	Share of traded shares	Price as of 31 Jan 2003	Market capitalisation as of 31 Jan 2003 (in SIT)	Market capitalisation as of 31 Jan 2003 (in EUR)	Market capitalisation as of 31 Jan 2003 (in USD)
62 PULSAR HOLDING	939,319	939,319	100.00%	600 SIT	563,591,400	2,439,923	2,622,917
63 KOŠAKI TMI MARIBOR	43,236	43,236	100.00%	12,500 SIT	540,451,729	2,339,745	2,515,226
64 RTC KRVAVEC IMENSKE	205,734	205,734	100.00%	2,500 SIT	514,314,427	2,226,591	2,393,585
65 DANA	356,128	404,231	88.10%	1,400 SIT	498,579,200	2,158,469	2,320,354
66 AGROKOMBINAT MARIBOR	403,808	499,291	80.88%	1,150 SIT	464,379,200	2,010,409	2,161,190
67 KRONA HOLDING	1,287,121	1,287,121	100.00%	353 SIT	453,748,766	1,964,388	2,111,717
68 LESNINA EMMI	684,037	714,827	95.69%	661 SIT	452,148,457	1,957,459	2,104,269
69 SVILANIT	408,487	410,407	99.53%	1,100 SIT	449,335,700	1,945,282	2,091,178
70 TUS KO-SI	229,456	229,456	100.00%	1,790 SIT	410,726,240	1,778,133	1,911,493
71 FOND INVEST	258,586	258,586	100.00%	1,420 SIT	367,192,120	1,589,663	1,708,888
72 UNITAS	145,115	173,377	83.70%	2,500 SIT	362,787,500	1,570,594	1,688,389
73 ELMO	708,000	708,000	100.00%	500 SIT	354,212,400	1,533,471	1,648,481
74 INTEGRAL JESENICE	243,784	256,556	95.02%	1,400 SIT	341,297,600	1,477,559	1,588,376
75 KLASJE	835,600	835,600	100.00%	400 SIT	334,240,000	1,447,005	1,555,531
76 EGOLES ŠKOFJA LOKA	258,300	258,300	100.00%	1,107 SIT	285,938,100	1,237,895	1,330,737
77 INTES	549,982	549,982	100.00%	500 SIT	275,155,995	1,191,216	1,280,558
78 IMP ČRPALKE	333,034	333,034	100.00%	802 SIT	267,093,268	1,156,311	1,243,034
79 LIZ INŽENIRING	188,677	235,846	80.00%	1,401 SIT	264,336,477	1,144,376	1,230,204
80 GRADIS GP	304,750	304,750	100.00%	850 SIT	259,037,500	1,121,436	1,205,543
81 MK TISKARNA	103,954	103,954	100.00%	2,390 SIT	248,450,060	1,075,600	1,156,270
82 SIVENT	719,712	719,712	100.00%	343 SIT	246,861,216	1,068,722	1,148,876
83 INLES RIBNICA	609,005	555,525	109.63%	402 SIT	244,820,010	1,059,885	1,139,376
84 ŽELEZARNA RAVNE - MONTER DRAVOGRAD	275,835	444,100	62.11%	850 SIT	234,470,783	1,015,080	1,091,211
85 CAPITA	315,963	315,963	100.00%	700 SIT	221,174,100	957,516	1,029,330
86 CREINA	48,594	48,594	100.00%	4,200 SIT	204,114,238	883,660	949,934
87 GRAD PRESTRANEK	43,235	43,235	100.00%	4,000 SIT	172,940,000	748,699	804,851
88 UPIMO GROUP	215,000	215,000	100.00%	655 SIT	140,825,000	609,665	655,390
89 ZDRAVILIŠČE ROGAŠKA	898,110	961,898	93.37%	143 SIT	128,196,221	554,992	596,617
90 SVILA	1,263,478	1,263,478	100.00%	90 SIT	113,586,672	491,744	528,625
91 SAVINJA MOZIRJE	105,780	105,780	100.00%	1,010 SIT	106,837,800	462,527	497,216
92 AVTOPREVOZNIŠTVO IN SERVISI	308,696	308,696	100.00%	279 SIT	86,126,184	372,861	400,826
93 MLAJ	67,062	93,000	72.11%	800 SIT	53,649,600	232,262	249,682
94 SIJAJ HRASTNIK	26,880	26,880	100.00%	1,020 SIT	27,422,976	118,721	127,625
95 RAZVOJNA DRUŽBA	21,948	21,948	100.00%	1,205 SIT	26,447,340	114,497	123,084
96 GEA COLLEGE	147,885	147,885	100.00%	100 SIT	14,788,500	64,023	68,825
97 ZASAVSKI RAČUNSKI CENTER	43,466	70,700	61.48%	300 SIT	13,044,147	56,471	60,707
98 JELEN	50,849	67,798	75.00%	255 SIT	12,966,495	56,135	60,345
99 DADAS	31,320	31,320	100.00%	301 SIT	9,427,320	40,813	43,874
<b>Preferred shares</b>	-	-	-	-	<b>1,933,954,065</b>	<b>8,372,552</b>	<b>9,000,494</b>
1 KD HOLDING	266,413	266,413	100.00%	6,003 SIT	1,599,197,315	6,923,310	7,442,558
2 HIPOTEKARNA BANKA	79,500	79,500	100.00%	4,000 SIT	318,000,000	1,376,698	1,479,951
3 ZDRAVILIŠČE ROGAŠKA	27,850	30,000	92.83%	555 SIT	15,456,750	66,916	71,935
4 PRIMOFIN	10,000	10,000	100.00%	130 SIT	1,300,000	5,628	6,050
<b>TOTAL SHARES</b>					<b>233,273,857,371</b>	<b>1,009,898,624</b>	<b>1,085,641,021</b>

<b>EXCHANGE RATES</b>	1 USD=	214.8720 SIT as of 31 Jan 2003
	1 EUR=	230.9874 SIT as of 31 Jan 2003

D2) MARKET CAPITALISATION OF BONDS - OFFICIAL MARKET AS OF 31 JANUARY 2003

Issue	Number of issued bonds	Price as of 31 Jan 2003	Principal amt. as of 31 Jan 2003	Currency of denomination	Market capitalisation as of 31 Jan 2003 (in SIT)	Market capitalisation as of 31 Jan 2003 (in EUR)	Market capitalisation as of 31 Jan 2003 (in USD)
1 REPUBLIKA SLOVENIJA 33 <sup>rd</sup> issue	248,716	134.00	511.29	EUR	39,360,817,696	170,402,445	183,182,628
2 REPUBLIKA SLOVENIJA 10 <sup>th</sup> issue	5,218,961	101.00	7,441.67	SIT	39,226,163,360	169,819,494	182,555,956
3 REPUBLIKA SLOVENIJA 39 <sup>th</sup> issue	30,000,000	95.38	1,000.00	SIT	28,614,000,000	123,876,887	133,167,653
4 REPUBLIKA SLOVENIJA 38 <sup>th</sup> issue	1,000,000	106.50	100.00	EUR	24,600,158,100	106,500,000	114,487,500
5 REPUBLIKA SLOVENIJA 27 <sup>th</sup> issue	1,700,000	106.50	10,000.00	SIT	18,105,000,000	78,380,899	84,259,466
6 REPUBLIKA SLOVENIJA 37 <sup>th</sup> issue	1,700,000	104.21	10,000.00	SIT	17,715,700,000	76,695,525	82,447,690
7 REPUBLIKA SLOVENIJA 34 <sup>th</sup> issue	1,691,000	104.75	10,000.00	SIT	17,713,225,000	76,684,811	82,436,171
8 REPUBLIKA SLOVENIJA 21 <sup>th</sup> issue	2,000,000	85.30	9,700.00	SIT	16,548,200,000	71,641,137	77,014,222
9 REPUBLIKA SLOVENIJA 43 <sup>rd</sup> issue	1,560,000	103.00	10,000.00	SIT	16,068,000,000	69,562,236	74,779,404
10 REPUBLIKA SLOVENIJA 40 <sup>th</sup> issue	1,500,000	104.25	10,000.00	SIT	15,637,500,000	67,698,498	72,775,885
11 REPUBLIKA SLOVENIJA 35 <sup>th</sup> issue	1,400,000	104.85	10,000.00	SIT	14,679,000,000	63,548,921	68,315,090
12 REPUBLIKA SLOVENIJA 29 <sup>th</sup> issue	550,000	103.22	100.00	EUR	13,113,385,685	56,771,000	61,028,825
13 REPUBLIKA SLOVENIJA 13 <sup>th</sup> issue	106,701	100.00	511.29	SIT	12,601,553,246	54,555,154	58,646,791
14 REPUBLIKA SLOVENIJA 41 <sup>st</sup> issue	1,200,000	104.34	10,000.00	SIT	12,520,800,000	54,205,554	58,270,971
15 REPUBLIKA SLOVENIJA 45 <sup>th</sup> issue	1,211,249	100.00	10,000.00	SIT	12,112,490,000	52,437,882	56,370,723
16 REPUBLIKA SLOVENIJA 42 <sup>nd</sup> issue	1,200,000	100.20	10,000.00	SIT	12,024,000,000	52,054,787	55,958,896
17 REPUBLIKA SLOVENIJA 26 <sup>th</sup> issue	500,000	104.10	100.00	EUR	12,022,894,170	52,050,000	55,953,750
18 REPUBLIKA SLOVENIJA 36 <sup>th</sup> issue	1,200,000	100.10	10,000.00	SIT	12,012,000,000	52,002,837	55,903,049
19 REPUBLIKA SLOVENIJA 18 <sup>th</sup> issue	500,000	102.00	100.00	EUR	11,780,357,400	51,000,000	54,825,000
20 REPUBLIKA SLOVENIJA 24 <sup>th</sup> issue	1,100,000	102.50	10,000.00	SIT	11,275,000,000	48,812,186	52,473,100
21 REPUBLIKA SLOVENIJA 28 <sup>th</sup> issue	1,050,000	103.60	10,000.00	SIT	10,878,000,000	47,093,478	50,625,489
22 REPUBLIKA SLOVENIJA 23 <sup>rd</sup> issue	400,000	104.00	100.00	EUR	9,609,075,840	41,600,000	44,720,000
23 REPUBLIKA SLOVENIJA 15 <sup>th</sup> issue, I series	89,813	105.00	100,000.00	SIT	9,430,365,000	40,826,318	43,888,292
24 REPUBLIKA SLOVENIJA 17 <sup>th</sup> issue	900,000	102.01	10,000.00	SIT	9,180,900,000	39,746,324	42,727,298
25 REPUBLIKA SLOVENIJA 25 <sup>th</sup> issue	800,000	104.51	10,000.00	SIT	8,360,800,000	36,195,914	38,910,607
26 REPUBLIKA SLOVENIJA 22 <sup>nd</sup> issue	800,000	104.11	10,000.00	SIT	8,328,800,000	36,057,378	38,761,681
27 REPUBLIKA SLOVENIJA 49 <sup>th</sup> issue	78,392	100.00	380.00	EUR	6,880,874,419	29,788,960	32,023,132
28 REPUBLIKA SLOVENIJA 14 <sup>th</sup> issue	630,400	101.00	10,000.00	SIT	6,367,040,000	27,564,447	29,631,781
29 REPUBLIKA SLOVENIJA 16 <sup>th</sup> issue	600,000	100.00	10,000.00	SIT	6,000,000,000	25,975,443	27,923,601
30 REPUBLIKA SLOVENIJA 19 <sup>th</sup> issue	600,000	100.00	10,000.00	SIT	6,000,000,000	25,975,443	27,923,601
31 REPUBLIKA SLOVENIJA 20 <sup>th</sup> issue	600,000	100.00	10,000.00	SIT	6,000,000,000	25,975,443	27,923,601
32 SLOVENSKA RAZVOJNA DRUŽBA	50,000	99.28	511.29	EUR	5,862,580,830	25,380,436	27,283,968
33 REPUBLIKA SLOVENIJA 32 <sup>nd</sup> issue	238,655	104.35	100.00	EUR	5,752,429,191	24,903,649	26,771,423
34 NLB 2 <sup>nd</sup> issue, A series	40,000	101.00	100,000.00	SIT	4,040,000,000	17,490,131	18,801,891
35 SKB OBVEZNICE 4 <sup>th</sup> issue, A series	38,182	103.81	100,000.00	SIT	3,963,673,420	17,159,695	18,446,673
36 BTC HIPOTEKARNE	340,000	112.50	36.52	EUR	3,226,639,892	13,968,900	15,016,568
37 ABANKA 6 <sup>th</sup> issue	135,000	101.00	100.00	EUR	3,149,513,199	13,635,000	14,657,625
38 REPUBLIKA SLOVENIJA 31 <sup>st</sup> issue	294,768	106.51	10,000.00	SIT	3,139,573,968	13,591,971	14,611,368
39 REPUBLIKA SLOVENIJA 44 <sup>th</sup> issue	296,493	100.00	10,000.00	SIT	2,964,930,000	12,835,895	13,798,587
40 NLB 3 <sup>rd</sup> issue	12,000	100.00	1,000.00	EUR	2,771,848,800	12,000,000	12,900,000
41 BANKA CELJE 3 <sup>rd</sup> issue	100,000	102.00	100.00	EUR	2,356,071,480	10,200,000	10,965,000
42 BANKA CELJE 5 <sup>th</sup> issue	100,000	101.80	100.00	EUR	2,351,451,732	10,180,000	10,943,500
43 ABANKA 4 <sup>th</sup> issue	100,000	101.00	100.00	EUR	2,332,972,740	10,100,000	10,857,500
44 ABANKA 5 <sup>th</sup> issue	100,000	100.50	100.00	EUR	2,321,423,370	10,050,000	10,803,750
45 BANKA CELJE 6 <sup>th</sup> issue, A series	100,000	100.40	100.00	EUR	2,319,113,496	10,040,000	10,793,000
46 NFD INVESTICIJSKO SVETOVANJE	16,000	104.50	135,740.00	SIT	2,269,572,800	9,825,526	10,562,441
47 HOTELI BERNARDIN	20,000	103.01	464.08	EUR	2,208,465,025	9,560,976	10,278,049
48 NOVA KBM 3 <sup>rd</sup> issue, A series	20,000	109.50	100,000.00	SIT	2,190,000,000	9,481,037	10,192,114
49 NOVA KBM 2 <sup>nd</sup> issue	18,000	100.50	500.00	EUR	2,089,281,033	9,045,000	9,723,375
50 NOVA KBM 3 <sup>rd</sup> issue, B series	18,000	100.00	500.00	EUR	2,078,886,600	9,000,000	9,675,000
51 SL_ZADR_KMET_BANKA 3 <sup>rd</sup> issue	200,000	103.00	10,000.00	SIT	2,060,000,000	8,918,235	9,587,103
52 STANOVANJSKI SKLAD 2 <sup>nd</sup> issue	20,000	107.00	92,557.17	SIT	1,980,723,438	8,575,028	9,218,155
53 BANKA CELJE 4 <sup>th</sup> issue	100,000	100.80	80.02	EUR	1,863,148,064	8,066,016	8,670,967
54 NOVA KBM 1 <sup>st</sup> issue	15,000	101.00	511.29	EUR	1,789,238,448	7,746,044	8,326,997
55 ABANKA 3 <sup>rd</sup> issue	70,000	99.50	100.00	EUR	1,608,827,241	6,965,000	7,487,375
56 REPUBLIKA SLOVENIJA 48 <sup>th</sup> issue	60,000	100.40	100.00	EUR	1,391,468,098	6,024,000	6,475,800
57 SKB OBVEZNICE 4 <sup>th</sup> issue, B series	11,818	97.30	500.00	EUR	1,328,052,124	5,749,457	6,180,666
58 NLB 2 <sup>nd</sup> issue, B series	10,000	100.50	500.00	EUR	1,160,711,685	5,025,000	5,401,875
59 BANKA ZASAVJE 2 <sup>nd</sup> issue	18,000	100.00	255.65	EUR	1,062,934,719	4,601,700	4,946,828
60 BANKA CELJE 6 <sup>th</sup> issue, B series	10,000	100.00	100,000.00	SIT	1,000,000,000	4,329,240	4,653,934
61 SKB OBVEZNICE 3 <sup>rd</sup> issue	35,000	100.90	102.26	EUR	834,167,546	3,611,312	3,882,160
62 PROBANKA 2 <sup>nd</sup> issue	60,000	101.30	51.13	EUR	717,835,247	3,107,681	3,340,758
63 REPUBLIKA SLOVENIJA 8 <sup>th</sup> issue	965,330	98.10	3.25	EUR	710,913,010	3,077,713	3,308,542
64 STANOVANJSKI SKLAD RS 1 <sup>st</sup> issue	70,965	98.30	32.68	EUR	526,584,490	2,279,711	2,450,689
65 BANKA VIPA 7 <sup>th</sup> issue	10,000	101.01	200.00	EUR	466,640,745	2,020,200	2,171,715
66 BANKA VIPA 6 <sup>th</sup> issue	10,000	100.30	175.00	EUR	405,440,634	1,755,250	1,886,894
67 BANKA VIPA 5 <sup>th</sup> issue	10,000	100.60	137.50	EUR	319,513,321	1,383,250	1,486,994
68 BANKA VIPA 4 <sup>th</sup> issue	8,000	102.00	159.80	EUR	301,200,178	1,303,968	1,401,766
69 BANKA VIPA 3 <sup>rd</sup> issue	10,000	101.00	127.84	EUR	298,247,235	1,291,184	1,388,023
70 SL_ZADR_KMET_BANKA	10,000	103.70	117.40	EUR	281,212,838	1,217,438	1,308,746
71 BANKA VIPA 2 <sup>nd</sup> issue	8,000	105.00	79.90	EUR	155,029,503	671,160	721,497
72 PROBANKA 1 <sup>st</sup> issue	80,000	101.50	1,519.21	SIT	123,359,852	534,054	574,109
<b>TOTAL</b>					<b>522,539,755,908</b>	<b>2,262,200,258</b>	<b>2,431,865,278</b>

EXCHANGE RATES	1 USD=	214.87 SIT as of 31 Jan 2003
	1 EUR=	230.99 SIT as of 31 Jan 2003

## MARKET CAPITALISATION OF BONDS - FREE MARKET AS OF 31 JANUARY 2003

Issue	Number of issued bonds	Price as of 31 Jan 2003	Principal amt. as of 31 Jan 2003	Currency of denomination	Market capitalisation as of 31 Jan 2003 (in SIT)	Market capitalisation as of 31 Jan 2003 (in EUR)	Market capitalisation as of 31 Jan 2003 (in USD)
1 SLOV. ODŠKODNINSKA DRUŽBA 2 <sup>nd</sup> issue	10,500,000	99.00	51.13	EUR	122,768,959,996	531,496,350	571,358,576
2 NLB 7 <sup>th</sup> issue	62,500	102.00	100,000.00	SIT	6,375,000,000	27,598,908	29,668,826
3 NLB 8 <sup>th</sup> issue	14,276	100.00	1,000.00	EUR	3,297,576,122	14,276,000	15,346,700
4 AUTOCOMMERCE 1 <sup>st</sup> issue	22,300	106.20	424.40	EUR	2,321,630,205	10,050,895	10,804,713
5 BANKA KOPER 4 <sup>th</sup> issue	20,000	100.00	100,000.00	SIT	2,000,000,000	8,658,481	9,307,867
6 STANOVANJSKI SKLAD 3 <sup>rd</sup> issue	20,000	105.00	93,509.12	SIT	1,963,691,520	8,501,293	9,138,890
7 PROBANKA 5 <sup>th</sup> issue	78,500	100.01	100.00	EUR	1,813,432,415	7,850,785	8,439,594
8 POŠTNA BANKA SLOVENIJE 3 <sup>rd</sup> issue	17,955	100.00	100,000.00	SIT	1,795,500,000	7,773,151	8,356,138
9 POŠTNA BANKA SLOVENIJE 2 <sup>nd</sup> issue	15,000	112.00	100,000.00	SIT	1,680,000,000	7,273,124	7,818,608
10 PROBANKA 4 <sup>th</sup> issue	50,000	100.00	100.00	EUR	1,154,937,000	5,000,000	5,375,000
11 KD INVESTMENTS 1 <sup>st</sup> issue	80,000	102.51	51.13	EUR	968,546,116	4,193,069	4,507,549
12 NAMA 1 <sup>st</sup> issue	953,795	101.10	1,000.00	SIT	964,286,745	4,174,629	4,487,726
13 BANKA KOPER 3 <sup>rd</sup> issue	10,000	100.00	375.00	EUR	866,202,750	3,750,000	4,031,250
14 SIP STROJNA INDUSTRIJA 1 <sup>st</sup> issue, A series	32,500	100.00	102.26	EUR	767,675,075	3,323,450	3,572,709
15 SIP STROJNA INDUSTRIJA 1 <sup>st</sup> issue, B series	17,250	100.00	102.26	EUR	407,458,309	1,763,985	1,896,284
16 SI.MOBIL 1 <sup>st</sup> issue	5,000	100.00	299.19	EUR	345,545,601	1,495,950	1,608,146
17 UBK KONVERTIBILNE	80	98.00	13,122.23	EUR	237,635,872	1,028,783	1,105,942
18 BORZNA DRUŽBA POTEZA 2 <sup>nd</sup> issue	15,000	100.10	62.19	EUR	215,692,073	933,783	1,003,817
19 VIPA	4,000	102.00	47.94	EUR	45,180,027	195,595	210,265
<b>TOTAL</b>					<b>149,988,949,825</b>	<b>649,338,232</b>	<b>698,038,599</b>

EXCHANGE RATES		
1 USD=	214.8720	SIT as of 31 Jan 2003
1 EUR=	230.9874	SIT as of 31 Jan 2003

### D3) MARKET CAPITALISATION OF INVESTMENT FUNDS AS OF 31 JANUARY 2003

#### MARKET CAPITALISATION OF CLOSED-END FUNDS

	Closed-end funds	Number of shares traded	Price as of 31 Jan 2003	Market capitalisation as of 31 Jan 2003 (in SIT)	Market capitalisation as of 31 Jan 2003 (in EUR)	Market capitalisation as of 31 Jan 2003 (in USD)
1	TRIGLAV STEBER 1	147,487,470	228.65 SIT	33,723,010,016	145,995,020	156,944,646
2	NFD 1	160,580,300	198.61 SIT	31,892,853,383	138,071,832	148,427,219
3	INFOND ID	8,132,314	1,989.61 SIT	16,180,133,258	70,047,688	75,301,264
4	KD ID	92,046,145	138.56 SIT	12,753,913,851	55,214,760	59,355,867
	<b>TOTAL</b>			<b>94,549,910,507</b>	<b>409,329,299</b>	<b>440,028,996</b>

#### MARKET CAPITALISATION OF AUTHORISED CLOSED-END FUNDS

	Authorised closed-end Funds	Number of shares traded	Price as of 31 Jan 2003	Market capitalisation as of 31 Jan 2003 (in SIT)	Market capitalisation as of 31 Jan 2003 (in EUR)	Market capitalisation as of 31 Jan 2003 (in USD)
1	MAKSIMA 1	216,646,243	90.87 SIT	19,686,644,101	85,228,216	91,620,333
2	ZVON ENA	137,974,360	141.89 SIT	19,577,181,940	84,754,328	91,110,903
3	NFD 2	291,379,659	48.03 SIT	13,994,965,022	60,587,569	65,131,637
4	ZLATA MONETA 1	68,297,800	185.85 SIT	12,679,486,570	54,892,546	59,009,487
5	ATENA PID	135,915,888	81.30 SIT	11,049,961,694	47,837,941	51,425,787
6	PID VIPA INVEST	104,268,115	92.12 SIT	9,605,178,754	41,583,129	44,701,863
7	TRIGLAV STEBER II	195,412,551	47.37 SIT	9,256,692,541	40,074,448	43,080,032
8	POMURSKA INV.DRUŽBA 1	35,923,940	223.98 SIT	8,046,244,081	34,834,126	37,446,685
9	KRONA SENIOR	73,170,428	90.64 SIT	6,632,167,594	28,712,248	30,865,667
10	ZVON DVA	141,224,712	38.74 SIT	5,471,045,343	23,685,471	25,461,881
11	MODRA LINIJA	34,156,833	159.81 SIT	5,458,603,482	23,631,607	25,403,978
12	ARKADA ENA	66,406,092	66.05 SIT	4,386,122,377	18,988,578	20,412,722
13	PID KD	95,913,558	39.88 SIT	3,825,032,693	16,559,486	17,801,448
14	INFOND PID	87,641,964	40.31 SIT	3,532,847,569	15,294,547	16,441,638
15	ZLATA MONETA II	82,333,757	38.95 SIT	3,206,899,835	13,883,441	14,924,699
16	VIZIJA DPB	44,074,632	65.00 SIT	2,864,851,080	12,402,629	13,332,826
17	KS-sklad 2	44,293,242	38.85 SIT	1,720,792,452	7,449,724	8,008,454
18	SETEV	43,469,190	34.03 SIT	1,479,256,536	6,404,057	6,884,362
19	NIKA	32,574,698	38.61 SIT	1,257,709,090	5,444,925	5,853,294
20	MERCATA	28,923,982	41.50 SIT	1,200,345,253	5,196,583	5,586,327
21	PID AKTIVA AVANT I	29,520,040	37.89 SIT	1,118,514,316	4,842,317	5,205,491
22	NIKA 1	30,911,102	34.69 SIT	1,072,306,128	4,642,271	4,990,441
23	MERCATA 1	26,821,153	38.79 SIT	1,040,392,525	4,504,109	4,841,918
24	KS - SKLAD 4	26,381,090	33.63 SIT	887,196,057	3,840,885	4,128,951
25	POOBLAŠČENA POMURSKA INV. DRUŽBA	22,967,400	31.66 SIT	727,147,884	3,147,998	3,384,098
26	TRDNJAVA	25,932,762	27.50 SIT	713,150,955	3,087,402	3,318,957
27	NIKA 2	12,555,868	28.00 SIT	351,564,304	1,522,006	1,636,157
28	TRDNJAVA I	8,917,902	27.81 SIT	248,006,855	1,073,681	1,154,207
29	CAPINVEST 2	5,876,900	34.30 SIT	201,577,670	872,678	938,129
	<b>TOTAL</b>			<b>151,291,884,699</b>	<b>654,978,950</b>	<b>704,102,371</b>

EXCHANGE RATES	1 USD=	214.8720 SIT as of 31 Jan 2003
	1 EUR=	230.9874 SIT as of 31 Jan 2003

## E) OTHER

## E1) INDICATORS AS OF 31 JANUARY 2003

SECTOR	Price as of 31 Jan 2003	Total net profit (loss) in 000 SIT in year 2001	Earning per share as of 31 Dec 2001	P / E <sup>(1)</sup>	Dividend for year 2001	Dividend yield	Book value as of 31 Dec 2001	Market book ratio	Turnover ratio <sup>(2)</sup>
<b>BANKS</b>									
Banka Koper	52,602 SIT	2,422,842	4,665.94 SIT	11.27	2,000 SIT	3.80%	44,262 SIT	1.19	0.09
Banka Vipava	96,429 SIT	360,065	1,597.94 SIT	<sup>(4)</sup>	1,600 SIT	1.66%	96,445 SIT	<sup>(4)</sup>	0.03
Probanka Maribor	5,900 SIT	428,319	241.97 SIT	<sup>(4)</sup>	277 SIT	4.69%	5,677 SIT	<sup>(4)</sup>	0.19
<b>CHEMICALS</b>									
Etol Celje	36,610 SIT	556,033	2,235.12 SIT	16.38	1,000 SIT	2.73%	39,150 SIT	0.94	0.40
Sava Kranj	27,985 SIT	1,158,965	684.67 SIT	40.87	530 SIT	1.89%	29,850 SIT	0.94	0.14
<b>CONSTRUCTION</b>									
Gradbeno podjetje Grosuplje	6,453 SIT	51,431	276.72 SIT	23.32	0	0.00%	23,373 SIT	0.28	0.32
<b>FOOD AND BEVERAGES</b>									
Droga Portorož	88,000 SIT	1,160,752	4,118.16 SIT	21.37	1,755 SIT	1.99%	51,209 SIT	1.72	0.15
Kolinska Ljubljana	5,275 SIT	1,018,202	322.32 SIT	16.36	110 SIT	2.09%	4,863 SIT	1.08	0.34
Mlinotest Ajdovščina	1,935 SIT	273,871	114.93 SIT	16.84	42 SIT	2.17%	2,045 SIT	0.95	0.11
Pivovarna Laško	6,563 SIT	1,434,506	224.18 SIT	29.28	0	0.00%	4,710 SIT	1.39	0.39
Pivovarna Union	90,000 SIT	1,220,540	2,751.96 SIT	32.70	600 SIT	0.67%	43,263 SIT	2.08	0.31
Radenska Radenci	1,437 SIT	779,110	155 SIT	9.25	0	0.00%	3,638 SIT	0.40	0.04
Žito Ljubljana	35,536 SIT	(1,957,513)	(5,653.30 SIT)	<sup>(4)</sup>	545 SIT	1.53%	39,676 SIT	0.90	0.36
<b>HEALTH RESORTS</b>									
Terme Čatež	30,160 SIT	268,493	633.88 SIT	47.58	350 SIT	1.16%	30,292 SIT	1.00	0.30
Terme 3000	2,201 SIT	325,208	113.64 SIT	19.37	0	0.00%	2,883 SIT	0.76	0.42
<b>HOUSEHOLD APPLIANCES</b>									
Gorenje Velenje	4,331 SIT	3,241,974	265.74 SIT	16.30	80 SIT	1.85%	3,926 SIT	1.10	0.42
<b>NON-METALS</b>									
Comet Zreče	3,082 SIT	384,156	229.02 SIT	13.46	0	0.00%	2,876 SIT	1.07	0.16
<b>OIL AND GAS</b>									
Istrabenz Koper	7,209 SIT	3,915,094	756.28 SIT	9.53	130 SIT	1.80%	4,913 SIT	1.47	0.09
Petrol Ljubljana	40,471 SIT	4,237,066	2,061.87 SIT	19.63	600 SIT	1.48%	30,699 SIT	1.32	0.31
<b>OTHER FINANCIAL INTERMEDIATION</b>									
Nika Brežice	950 SIT	31,690	95.07 SIT	9.99	0	0.00%	2,727 SIT	0.35	0.18
<b>OTHERS SERVICES ACTIVITIES</b>									
Geodetski zavod Slovenije	2,188 SIT	55,463	146.82 SIT	14.90	60 SIT	2.74%	3,432 SIT	0.64	0.25
<b>PHARMACEUTICALS</b>									
Krka Novo mesto	41,204 SIT	8,519,905	2,522.23 SIT	16.34	950 SIT	2.31%	21,983 SIT	1.87	0.39
Lek Ljubljana	85,000 SIT	8,168,669	4,399.51 SIT	19.32	1,200 SIT	1.41%	33,493 SIT	2.54	0.36
<b>PUBLISHING</b>									
Delo Ljubljana	25,220 SIT	957,353	1,434.31 SIT	17.58	0	0.00%	7,276 SIT	3.47	0.25
<b>TRADE</b>									
Delo prodaja	5,200 SIT	347,221	593.57 SIT	8.76	250 SIT	4.81%	5,030 SIT	1.03	0.48
Emona obala Koper <sup>(3)</sup>	1,720 SIT	105,026	66.79 SIT	25.75	0	0.00%	6,513 SIT	0.26	0.17
Kompas MTS	1,401 SIT	1,384,442	392.56 SIT	3.57	300 SIT	21.41%	4,121 SIT	0.34	0.32
Mercator Ljubljana	23,511 SIT	5,251,044	1636.60 SIT	14.37	400 SIT	1.70%	23,558 SIT	1.00	0.24
Salus Ljubljana	92,000 SIT	1,053,313	7,968.23 SIT	11.55	3,000 SIT	3.26%	45,739 SIT	2.01	0.10
Merkur Kranj	25,166 SIT	1,614,882	1,800.03 SIT	13.98	600 SIT	2.38%	29,502 SIT	0.85	0.22
Tehnounion Ljubljana	10,550 SIT	(252,941)	(3,056.32 SIT)	<sup>(4)</sup>	0	0.00%	50,041 SIT	0.21	0.18
Živila Kranj	15,998 SIT	475,534	1,650.13 SIT	9.69	0	0.00%	34,453 SIT	0.46	0.45
<b>TRANSPORT</b>									
Aerodrom Ljubljana <sup>(5)</sup>	4,100 SIT	943,107	248.41 SIT	16.51	176 SIT	4.29%	4,150 SIT	0.99	0.05
Intereuropa Koper	5,253 SIT	3,942,594	546.77 SIT	9.61	200 SIT	3.81%	3,803 SIT	1.38	0.16
Luka Koper <sup>(5)</sup>	4,500 SIT	3,638,519	259.89 SIT	17.32	190 SIT	4.22%	3,762 SIT	1.20	0.20
<b>TRADE</b>									
Delo prodaja	5,200 SIT	347,221	593.57 SIT	8.76	250 SIT	4.81%	5,030 SIT	1.03	0.48
Emona obala Koper <sup>(3)</sup>	1,720 SIT	105,026	66.79 SIT	25.75	0	0.00%	6,513 SIT	0.26	0.17
Kompas MTS	1,401 SIT	1,384,442	392.56 SIT	3.57	300 SIT	21.41%	4,121 SIT	0.34	0.32
Mercator Ljubljana	23,511 SIT	5,251,044	1636.60 SIT	14.37	400 SIT	1.70%	23,558 SIT	1.00	0.24
Salus Ljubljana	92,000 SIT	1,053,313	7,968.23 SIT	11.55	3,000 SIT	3.26%	45,739 SIT	2.01	0.10
Merkur Kranj	25,166 SIT	1,614,882	1,800.03 SIT	13.98	600 SIT	2.38%	29,502 SIT	0.85	0.22
Tehnounion Ljubljana	10,550 SIT	(252,941)	(3,056.32 SIT)	<sup>(4)</sup>	0	0.00%	50,041 SIT	0.21	0.18
Živila Kranj	15,998 SIT	475,534	1,650.13 SIT	9.69	0	0.00%	34,453 SIT	0.46	0.45
<b>MARKET AVERAGE<sup>(6)</sup></b>									
				16.14		2.05%		1.32	

Calculated on the basis of nonconsolidated financial statement for Year 2001. Statements are consolidated for the following issues: Droga, Emona obala Koper, Gorenje, Istrabenz, Krka, Lek, Mercator, Merkur, Petrol, Radenska, Sava, Tehnounion, Živila and Žito. An average number of shares traded in Year 2001 has been used for the calculations.

<sup>(1)</sup> P / E = PRICE / EARNING PER SHARE

<sup>(2)</sup> Yearly turnover / average capitalisation as of 31 January 2003, 31 July 2002 and 31 January 2002.

<sup>(3)</sup> Shares of daughter company are excluded.

<sup>(4)</sup> Not applicable.

<sup>(5)</sup> Calculation of P/E for Aerodrom and Luka Koper includes common and preferred shares.

<sup>(6)</sup> Average P/E = total market capitalisation of common shares listed on official market (31 Jan 2003) / total net profit of companies listed on official market (in year 2001), adjusted with share of listed securities.

- the shares of Žito are excluded from the calculation, because the loss in 2001 was a result of change in accounting principles.

Average div. yield = total dividends, paid by the companies listed on official market in year 2002, adjusted with share of listed securities / total market capitalisation of common shares on official market (31 Jan 2003)

Average price / book value = total market capitalisation of common shares listed on official market (31 Jan 2003) / total equity of companies listed on official market (31 Dec 2001), adjusted with share of listed securities

## E2) OWNERSHIP AND NET INFLOW OF FOREIGN INVESTMENTS

CHANGES IN FOREIGN OWNERSHIP						
ISSUER	Balance as of 31 Jan 2003 (in %)	Balance as of 31 Dec 2002 (in %)	Balance as of 31 Jan 2002 (in %)	% points change 31 Dec 2002/ 31 Jan 2003	% points change 31 Jan 2002/ 31 Jan 2003	Market cap. as of 31 Jan 2003 (in SITm)
DELO PRODAJA	0.54	0.46	0.10	0.08	0.44	3,086
GORENJE	1.51	1.47	0.78	0.04	0.72	52,837
EMONA OBALA KOPER	0.69	0.66	0.08	0.03	0.61	2,995
MERKUR	19.63	19.61	19.67	0.02	-0.04	22,966
PIVOVARNA UNION	42.15	42.14	39.45	0.01	2.69	40,600
LEK	99.11	99.11	21.56	0.00	77.55	152,203
PETROL	0.50	0.50	0.94	0.00	-0.44	84,436
PIVOVARNA LAŠKO	0.58	0.59	2.82	-0.01	-2.24	57,413
ŽITO	0.25	0.27	0.18	-0.01	0.07	12,394
MERCATOR	2.41	2.45	1.95	-0.05	0.46	75,436
SALUS	12.60	12.87	14.26	-0.27	-1.66	12,418
KRKA	3.21	3.50	8.78	-0.29	-5.58	145,970

### NET INFLOW OF FOREIGN PORTFOLIO INVESTMENTS BY MONTH IN YEARS 2001 AND 2002 IN SITm

	Exchange market	Off-exchange market	Total	Turnover of foreign investors on the exchange	Foreign ownership (capitalisation of shares)	Share in turnover of foreign investors
<b>Year 2003</b>						
January	-329.00	2,848.09	2,519.09	871.78	19.59%	4.78%
<b>Year 2002</b>						
January	1,110.86	7,649.36	8,760.22	1,698.13	10.80%	8.45%
February	565.55	1,438.89	2,004.45	1,092.01	9.79%	7.44%
March	876.21	29,050.58	29,926.79	1,604.21	12.04%	7.93%
April	1,276.16	14,605.11	15,881.27	1,631.77	12.18%	5.82%
May	567.23	1,341.93	1,909.15	1,993.35	12.51%	10.17%
June	-529.35	3,216.28	2,686.94	1,381.23	10.38%	10.46%
July	-1,458.40	-1,282.70	-2,741.10	1,964.10	10.03%	7.99%
August	-4,022.01	689.67	-3,332.34	5,222.23	10.03%	19.52%
September	-5,898.84	114,770.72	108,871.88	10,368.58	9.51%	37.40%
October	-2,571.87	891.34	-1,680.54	8,938.93	8.96%	27.98%
November	-1,136.80	165,953.81	164,817.00	2,003.11	18.17%	9.00%
December	-673.89	-1,239.69	-1,913.57	1,505.21	19.68%	5.07%
Total in Year 2002	-11,895.17	337,085.31	325,190.16	39,402.86	19.68%	14.13%
Total in Year 2001	4,499.69	63,500.44	68,000.03	10,555.78	10.51%	4.45%
Total in Year 2000	208.11	8,540.41	8,748.52	4,295.57	7.77%	2.96%
Total in Year 1999	-2,269.19	674.01	-1,595.09	3,163.40	7.98%	1.88%
Total in Year 1998	2,761.20	-2,104.00	657.30	14,333.90	8.86%	10.72%
Total in Year 1997	8,440.86	9,965.96	18,406.81	24,090.40	n.a.	27.51%
Total in Year 1996	7,439.48	3,381.38	10,820.86	9,718.80	n.a.	14.49%

### E3) RECORD VALUES

#### RECORD DAILY TURNOVER IN YEAR 2003

27 January 2003

	Value (in SIT)	Number of bargains	Volume in pieces
Order book trades	561,744,531	1,564	1,686,524
Cross trades	141,518,540	257	205,713
Block trades	4,878,778,425	8	630,604
<b>Total</b>	<b>5,582,041,496</b>	<b>1,829</b>	<b>2,522,841</b>

#### MAX AND MIN VALUE OF TURNOVER AND INDICES

	In year 2003		In years 1989-2002	
Monthly turnover (in SITm)	41,500	January	62,044	December 2002
Daily turnover (in SITm)	5,582	27 Jan 2003	11,474	16 Jul 2002
Number of bargains per day	2,090	28 Jan 2003	6,411	27 Dec 2002
Value of block trade (in SITm)	2,479	7 Jan 2003	8,128	23 Nov 2001
Max value of SBI 20 index	3,371.93	24 Jan 2003	3,547.64	8 Nov 2002
Min value of SBI 20 index	3,228.32	9 Jan 2003	891.93	10 Sep 1996
Max value of SBI 20NT index	3,278.37	24 Jan 2003	3,350.05	28 Nov 2002
Min value of SBI 20NT index	3,147.56	9 Jan 2003	1,437.30	30 Jun 1998
Max value of IPT index	2,797.13	27 Jan 2003	2,699.16	4 Dec 2002
Min value of IPT index	2,633.35	7 Jan 2003	1,318.83	1 July 1998
Max value of PIX index	2,849.85	24 Jan 2003	3,013.05	27 Nov 2002
Min value of PIX index	2,692.79	8 Jan 2003	965.15	29 Apr 1999
Max value of BIO index	111.85	29 Jan 2003	113.52	14 Dec 1995
Min value of BIO index	110.20	7 Jan 2003	100.46	5 July 1995
Max value of FOOD AND BEVERAGES index	3,224.35	29 Jan 2003	2,986.46	28 Nov 2002
Min value of FOOD AND BEVERAGES index	2,930.89	7 Jan 2003	1,551.34	3 Apr 2000
Max value of CHEMICALS index	3,379.43	6 Jan 2003	3,420.54	28 Nov 2002
Min value of CHEMICALS index	3,275.72	9 Jan 2003	1,476.44	1 July 1998
Max value of OIL AND GAS index	4,292.48	14 Jan 2003	4,664.47	27 Nov 2002
Min value of OIL AND GAS index	4,084.44	9 Jan 2003	1,591.73	27 June 2000
Max value of TRANSPORT index	2,782.96	24 Jan 2003	2,863.02	27 Nov 2002
Min value of TRANSPORT index	2,649.50	8 Jan 2003	1,132.46	1 July 1998
Max value of TRADE index	2,427.75	24 Jan 2003	2,553.74	28 Nov 2002
Min value of TRADE index	2,384.40	30 Jan 2003	1,172.80	1 July 1998

## E4) NEW LISTED AND DELISTED SECURITIES AND CHANGES IN YEAR 2003

### NEW LISTED LONG - TERM SECURITIES ON LJUBLJANA STOCK EXCHANGE IN YEAR 2003

#### OFFICIAL MARKET

##### BONDS

Issuer	Trading code	Nomin. value of issue	Issue	Listing date	First trading day
Republika Slovenija	RS49	11,319,804,800 EUR	49 <sup>th</sup> issue	17 Jan 2003	22 Jan 2003

### DELISTED LONG - TERM SECURITIES IN YEAR 2003

#### OFFICIAL MARKET

##### BONDS

Issuer	Trading code	Issue	Delisting date
Republika Slovenija	RS4E	4 <sup>th</sup> issue	15 Jan 2003
Republika Slovenija	RSH	15 <sup>th</sup> issue, H series	15 Jan 2003

##### PENSION COUPONS

Issuer	Trading code	Delisting date
Kapitalska družba	PBON	1 Jan 2003

### REDUCED LISTING OF LONG - TERM SECURITIES IN YEAR 2003

#### FREE MARKET

##### SHARES

Issuer	Trading code	Type of share	Number of shares before reduction	Nominal value of share before reduction	Number of shares after reduction	Nominal value of share after reduction	Reduction date
Capita	CAP1	common	585,116	1,000 SIT	315,963	1,000 SIT	20 Jan 2003



## F) LIST OF SECURITIES - JANUARY 2003

### F1) OFFICIAL MARKET (1)

#### CORPORATE BONDS

	Issuer	Trading code	First trading day	Nominal value of issue traded	Coupon interest rate	Maturity	Sector
1	ABANKA	AB03	14 June 1999	7 EURm	5 % p.a.	1998-2005	banking
2	ABANKA	AB04	27 Dec 2000	10 EURm	6.25 % p.a.	2000-2007	banking
3	ABANKA	AB06	25 Nov 2002	13.5 EURm	5.9 % p.a.	2002-2009	banking
4	ABANKA	AB05	26 Sept 2001	10 EURm	6 % p.a.	2001-2006	banking
5	BANKA CELJE	BCE3	6 Mar 2000	10 EURm	6 % p.a.	1999-2005	banking
6	BANKA CELJE	BCE4	9 Feb 2001	10 EURm	6 % p.a.	2000-2006	banking
7	BANKA CELJE	BCE5	19 Dec 2001	10 EURm	6 % p.a.	2001-2007	banking
8	BANKA CELJE	BCE6A	30 Sept 2002	10 EURm	5.6 % p.a.	2002-2008	banking
9	BANKA CELJE	BCE6B	30 Sept 2002	10,000 SITm	4.9 % p.a.	2000-2005	banking
10	BANKA VIFA	VP02E	25 Oct 1995	2,045,167.52 EUR	10 % p.a.	1995-2005	banking
11	BANKA VIFA	VIP3E	13 Nov 1996	2,556,459.41 EUR	7.5 % p.a.	1996-2006	banking
12	BANKA VIFA	VIP4E	3 Dec 1997	2,045,167.52 EUR	7 % p.a.	1997-2007	banking
13	BANKA VIFA	VIP5	24 Dec 1998	2 EURm	6 % p.a.	1998-2008	banking
14	BANKA VIFA	VIP6	6 Mar 2000	2 EURm	5.5 % p.a.	1999-2009	banking
15	BANKA VIFA	VIP7	19 July 2001	2 EURm	6.2 % p.a.	2001-2010	banking
16	BLAGOVNO TRGOVINSKI CENTER	BTC1E	24 Feb 1997	17,383,924.96 EUR	10.5 % p.a.	1996-2008	retail, wholesale and real estate trade
17	HOTELI BERNARDIN	HTB1E	28 June 1999	10,225,837.62 EUR	8.5 % p.a.	1999-2009	hotel and restaurant activities
18	LB BANKA ZASAVJE	BZ02E	14 Jan 1997	4,601,626.93 EUR	7.5 % p.a.	1996-2004	banking
19	NFD	NI01	21 Dec 1999	2,171.84 SITm	5.5 % p.a. + TOM	1999-2006	investment consulting
20	NOVA KBM	KBM1E	5 Oct 1998	7,669,378.22 EUR	6 % p.a.	1998-2003	banking
21	NOVA KBM	KBM2	14 Nov 2000	9 EURm	5.9 % p.a.	2000-2006	banking
22	NOVA KBM	KBM3	14 Nov 2001	2,000 SITm	5.8 % p.a.+TOM	2001-2006	banking
23	NOVA KBM	KBM4	14 Nov 2001	9 EURm	6 % p.a.	2001-2006	banking
24	NOVA LJUBLJANSKA BANKA	NLB5	27 Sept 2001	12 mio EUR	5.8 % p.a.	2000-2005	banking
25	NOVA LJUBLJANSKA BANKA	NLB3	18 July 2000	4,000 SITm	5.25 % p.a. + TOM	2000-2005	banking
26	NOVA LJUBLJANSKA BANKA	NLB4	18 July 2000	5 EURm	5.65 % p.a.	2000-2005	banking
27	PROBANKA	PRB1	15 July 1996	800 SITm	6 % p.a. + TOM	1995-2003	banking
28	PROBANKA	PRB2E	3 Nov 1997	3,067,751.29	8 % p.a.	1995-2003	banking
29	SKB BANKA	SKB3E	14 Mar 1997	17,895,215.84 EUR	7.5 % p.a.	1996-2003	banking
30	SKB BANKA	SKB4A	30 Dec 1999	3,818.2 SITm	5.25 % p.a. + TOM	1999-2005	banking
31	SKB BANKA	SKB4B	30 Dec 1999	5,909 EURm	5.25 % p.a.	1999-2006	banking
32	SLOVENSKA ZADRUŽNA KMETIJSKA BANKA	ZBK1E	10 July 1995	2,556,459.41 EUR	10 % p.a.	1994-2004	banking
33	SLOVENSKA ZADRUŽNA KMETIJSKA BANKA	SZB3	15 Mar 2000	2,000 SITm	5.3 % p.a. + TOM	1999-2005	banking
34	STANOVANJSKI SKLAD RS	SSR1E	4 July 1996	4,083,023.58 EUR	6 % p.a.	1995-2010	national mortgage agency
35	STANOVANJSKI SKLAD RS	SSR2	30 June 1998	2,000 SITm	7.2 % p.a. + TOM	1998-2008	national mortgage agency

#### MUNICIPAL and GOVERNMENT BONDS

	Issuer	Trading code	First trading day	Nominal value of issue traded	Coupon interest rate	Maturity	Sector
1	REPUBLIC OF SLOVENIA	RS08E	24 Nov 1993	49,356,539.17 EUR	5 % p.a.	1993-2003	government bond
2	REPUBLIC OF SLOVENIA	RS10	14 June 1999	52,189.61 SITm	4.5 % p.a. + TOM	1997-2007	government bond
3	REPUBLIC OF SLOVENIA	RS13E	14 June 1999	54,555,355.02 EUR	5.55 % p.a.	1998-2008	government bond
4	REPUBLIC OF SLOVENIA	RS14	29 Feb 2000	6,304 SITm	4 % p.a. + TOM	1999-2003	government bond
5	REPUBLIC OF SLOVENIA	RS1	23 Jan 1997	8,981.3 SITm	5.7 % p.a. + TOM	1995-2006	government bond
6	REPUBLIC OF SLOVENIA	RS16	15 Mar 2000	6,000 SITm	4.2 % p.a. + TOM	2000-2003	government bond
7	REPUBLIC OF SLOVENIA	RS17	15 Mar 2000	9,000 SITm	4.7 % p.a. + TOM	2000-2005	government bond
8	REPUBLIC OF SLOVENIA	RS18	15 May 2000	50 EURm	6 % p.a.	2000-2010	government bond
9	REPUBLIC OF SLOVENIA	RS19	18 Aug 2000	6,000 SITm	4.2 % p.a. + TOM	2000-2003	government bond
10	REPUBLIC OF SLOVENIA	RS20	12 Dec 2000	6,000 SITm	4.2 % p.a. + TOM	2000-2003	government bond
11	REPUBLIC OF SLOVENIA	RS21	18 Nov 2002	20,000 SITm	1 % p.a. + TOM	2001-2015	government bond
12	REPUBLIC OF SLOVENIA	RS22	22 Feb 2001	8,000 SITm	4.7 % p.a. + TOM	2001-2006	government bond
13	REPUBLIC OF SLOVENIA	RS23	20 Feb 2001	40 EURm	6 % p.a.	2001-2011	government bond
14	REPUBLIC OF SLOVENIA	RS24	22 Mar 2001	1,100 SITm	4.2 % p.a. + TOM	2001-2004	government bond
15	REPUBLIC OF SLOVENIA	RS25	3 May 2001	8,000 SITm	4.7 % p.a. + TOM	2001-2006	government bond
16	REPUBLIC OF SLOVENIA	RS26	14 June 2001	50 EURm	5.375 % p.a.	2001-2011	government bond
17	REPUBLIC OF SLOVENIA	RS27	20 Dec 2001	17,000 SITm	4.7 % p.a. + TOM	2001-2006	government bond
18	REPUBLIC OF SLOVENIA	RS28	25 Jan 2002	10,500 SITm	4.2 % p.a. + TOM	2002-2005	government bond
19	REPUBLIC OF SLOVENIA	RS29	25 Jan 2002	55 EURm	5.375 % p.a.	2002-2012	government bond
20	REPUBLIC OF SLOVENIA	RS31	25 Jan 2002	2,974.68 SITm	4.7 % p.a. + TOM	2002-2007	government bond
21	REPUBLIC OF SLOVENIA	RS32	25 Jan 2002	23,8655 EURm	5.375 % p.a.	2002-2012	government bond
22	REPUBLIC OF SLOVENIA	RS33	9 Apr 2002	127,166 EURm	8 % p.a.	2002-2022	government bond
23	REPUBLIC OF SLOVENIA	RS34	26 Feb 2002	16,910 SITm	4.2 % p.a. + TOM	2002-2007	government bond
24	REPUBLIC OF SLOVENIA	RS35	26 Mar 2002	14,000 SITm	9 % p.a.	2002-2007	government bond
25	REPUBLIC OF SLOVENIA	RS36	26 Mar 2002	12,000 SITm	7.5 % p.a.	2002-2005	government bond
26	REPUBLIC OF SLOVENIA	RS37	30 Apr 2002	17,000 SITm	4 % p.a. + TOM	2002-2007	government bond
27	REPUBLIC OF SLOVENIA	RS38	30 Apr 2002	100 EURm	5.63 % p.a.	2002-2017	government bond
28	REPUBLIC OF SLOVENIA	RS39	18 Nov 2002	30,000 SITm	1 % p.a. + TOM	2002-2008	government bond
29	REPUBLIC OF SLOVENIA	RS40	7 June 2002	15,000 SITm	3.9 % p.a. + TOM	2002-2007	government bond
30	REPUBLIC OF SLOVENIA	RS41	26 June 2002	12,000 SIT m	3.9 % p.a. + TOM	2002-2007	government bond
31	REPUBLIC OF SLOVENIA	RS42	24 Jul 2002	12,000 SIT m	9 % p.a.	2002-2005	government bond
32	REPUBLIC OF SLOVENIA	RS43	22 Oct 2002	15,600 SITm	3 % p.a. + TOM	2002-2006	government bond
33	REPUBLIC OF SLOVENIA	RS44	29 Nov 2002	2,964.93 SITm	6.65 % p.a.	2002-2012	government bond
34	REPUBLIC OF SLOVENIA	RS45	3 Dec 2002	12,112.49 SITm	8.2 % p.a.	2002-2005	government bond
35	REPUBLIC OF SLOVENIA	RS48	10 Dec 2002	60 EURm	4.75 % p.a.	2002-2012	government bond
36	REPUBLIC OF SLOVENIA	RS49	22 Jan 2003	29,78896 EUR m	4.75 % p.a.	2003-2022	government bond
37	SLOVENSKA RAZVOJNA DRUŽBA	SKR1E	3 July 1995	25,564,594.06 EUR	5 % p.a.	1993-2003	development fund of Republic Slovenia

**TOM** (abbreviation for: "temeljna obrestna mera"- base interest rate) - indexation factor, calculated as twelve month average of monthly consumer price index

## F1) OFFICIAL MARKET (2)

### COMMON SHARES

	Issuer	Trading code	First trading day	Nominal value of issue listed	Number of shares traded	Isin code	Sector
1	AERODROM LJUBLJANA	AELG	8 Oct 1997	1,936.229 SITm	1,936,229	SI0031103276	airport services
2	BANKA KOPER	BKP	14 Mar 2000	5,313.59 SITm	531,359	SI 002110547 1	banking
3	COMET ZREČE	CHZG	2 Nov 1998	1,700.688 SITm	1,700,688	SI0031104407	grinding wheels and other non-metals production
4	DELO LJUBLJANA	DELR	13 Jan 1999	667.464 SITm	667,464	SI 003110445 6	publishing
5	DELO PRODAJA	DRPG	12 Feb 2001	593.549 SITm	593,549	SI0031107079	trade
6	DROGA PORTOROŽ	DRPG	12 June 1996	2,827.68 SITm	282,768	SI0031100256	food processing industry
7	EMONA OBALA KOPER	EOKG	7 Jan 1998	1,741.456 SITm	1,741,456	SI0031102682	commerce
8	ETOL CELJE	ETOG	21 Feb 1997	2,745.76 SITm	274,576	SI0031101338	essential oils and fragrances production
9	GEODETSKI ZAVOD SLOVENIJE	GZRG	8 Jan 2001	379.820 SITm	379,820	SI0031110339	surveying and cartography
10	GORENJE VELENJE	GRVG	10 Nov 2000 official market (2 June 1998 free market)	12,200 SITm	12,200,000	SI0031104076	household appliances
11	GRADBENO PODJETJE GROSUPLJE	GPG	23 Dec 1994	19,941.1 SITm	199,411	SI0031100728	construction industry
12	INTEREUROPA KOPER	IEKG	12 Jan 1998	7,902.413 SITm	7,902,413	SI0031100090	retail trade
13	ISTRABENZ KOPER	ITBG	16 June 1997	5,180 SITm	5,180,000	SI0031102070	holding companies management
14	KOMPAS MTS	MTSG	8 Dec 2000	3,526.714 SITm	3,526,714	SI0031103706	catering service, border-crossing and tourist services
15	KOLINSKA LJUBLJANA	KOLR	8 Jan 1996	3,166.992 SITm	3,166,992	SI0031100058	food processing industry
16	KRKA TOVARNA ZDRAVIL NOVO MESTO	KRKG	4 Nov 1997	14,170.448 SITm	3,542,612	SI0031102120	pharmaceutical & chemical industry
17	LEK LJUBLJANA	LEKA	11 Sep 1996	10,743.738 SITm	1,790,623	SI0031100645	pharmaceuticals
18	LUKA KOPER	LKPG	20 Nov 1996	7,140 SITm	7,140,000	SI0031101346	transport
19	MERCATOR LJUBLJANA	MELR	22 Dec 1997	32,085.04 SITm	3,208,504	SI0031100082	commerce industry, agriculture
20	MERKUR KRANJ	MER	30 Nov 1998	91,258.5 SITm	912,585	SI0031104639	wholesale and retail trade
21	MLINOTEST AJDOVŠČINA	MAJG	3 Apr 2000	2,389.177 SITm	2,389,177	SI 003110820 0	food processing industry
22	NIKA BREŽICE	NIKA	23 June 1992	479.688 SITm	479,688	SI0031100793	financial consultancy and services
23	PETROL LJUBLJANA	PETG	5 May 1997	12,517.806 SITm	2,086,301	SI 003110215 3	crude-oil and gas trade
24	PIVOVARNA LAŠKO	PILR	1 Feb 2000	8,747.652 SITm	8,747,652	SI 003110741 8	brewery
25	PIVOVARNA UNION	PULG	6 Mar 2000	4,511.14 SITm	451,114	SI 003110907 5	brewery and soft drinks
26	RADENSKA RADENCI	RARG	3 Apr 1997	5,061.856 SITm	5,061,856	SI 003110230 2	health resort
27	SALUS LJUBLJANA	SALS	16 Jan 1992	134.98 SITm	134,980	SI 003110568 5	full-line pharmaceutical
28	SAVA KRANJ	SAVA	6 Jan 2000	17,209.87 SITm	1,720,987	SI 003110845 7	wholesale chemicals
29	TEHNOUNION LJUBLJANA	TEHG	26 Nov 1998	840.05 SITm	84,005	SI 003110002 5	sales agent and marketing of motor vehicles
30	TERME ČATEŽ	TCRG	26 Aug 1993	4,049.826 SITm	674,971	SI 003110063 7	health resort
31	ZDRAVILIŠČE MORAVSKE TOPLICE	ZMTG	25 Sep 1997	2,861.843 SITm	2,861,843	SI 003110325 0	health resort
32	ŽIVILA KRANJ	ZKNG	15 May 2000	3,199.97 SITm	319,997	SI 003110678 2	trade and catering industry
33	ŽITO LJUBLJANA	ZTOG	20 Mar 2000	3,487.65 SITm	348,765	SI 003110844 0	flour, bread, pasta and sweets production

### PREFERRED SHARES

	Issuer	Trading code	First trading day	Nominal value of issue listed	Number of shares traded	Isin code	Sector
1	LEK LJUBLJANA	LEKB	6 May 1999	841.23 SITm	140,205	SI 003120027 0	pharmaceuticals
2	PROBANKA MARIBOR	PRBP	30 Mar 1993	400 SITm	400,000	SI 002120040 5	banking
3	VIPA BANKA	VPPP	28 June 1994	350 SITm	17,500	SI 002120031 4	banking

## TRADED SECURITIES - JANUARY 2003

### F2) FREE MARKET (1)

#### CORPORATE BONDS

	Issuer	Trading code	First trading day	Nominal value of issue traded	Interest rate	Maturity	Sector
1	AUTOCOMMERCE LJUBLJANA	ACL1E	15 Dec 1997	11,401,808.95 EUR	8 % p.a.	1997-2006	foreign and domestic trade, service and production
2	BANKA KOPER	BKP3	5 Jan 2000	5 EURm	5 % p.a.	1999-2004	banking
3	BANKA KOPER	BKP4	21 Dec 2000	2,000 SITm	6 % p.a. + TOM	2000-2005	banking
4	BANKA VIPA	VP01E	5 Jan 1995	1,022,583.76 EUR	10 % p.a.	1994-2004	banking
5	KD INVESTMENTS	KD01E	24 July 1996	4,090,335.05 EUR	10 % p.a.	1996-2006	investment
6	NAMA	NAL1	8 Aug 2002	953,795,000 SIT	7 % p.a. + EUR	2002-2008	trade
7	NOVA LJUBLJANSKA BANKA	NLB7	22 Nov 2002	6,250 SITm	10 % p.a.	2002-2005	banking
8	NOVA LJUBLJANSKA BANKA	NLB8	22 Nov 2002	14,276 EURm	5.5 % p.a.	2002-2007	banking
9	POŠTNA BANKA SLOVENIJE	PBS2	27 Dec 2002	1,500 SITm	6% + TOM	2000-2007	banking
10	POŠTNA BANKA SLOVENIJE	PBS3	27 Dec 2002	1,795.5 SITm	5.3% + TOM	2000-2005	banking
11	POTEZA	BDP2	13 Dec 1999	1.5 EURm	7.5 % p.a.	1999-2004	brokerage house
12	PROBANKA	PRB4	15 Mar 2000	5 EURm	5.5 % p.a.	1999-2007	banking
13	PROBANKA	PRB5	26 Apr 2002	7.85 EURm	6.25 % p.a.	2001-2006	banking
14	SI.MOBIL	SM01E	24 Sep 1999	2,556,459.41 EUR	6 % p.a.	1999-2006	telecommunication
15	SIP STROJNA OPREMA	SIP1AE	19 June 2000	3,323,397.23 EUR	6 % p.a.	1999-2009	production of tractors and other agricultural, forestry and cultivation machinery
16	SIP STROJNA OPREMA	SIP1BE	19 June 2000	1,763,956.99 EUR	6 % p.a.	1999-2009	
17	UBK BANKA	UBKKE	5 Jan 1995	3,067,751.29 EUR	8.5 % floating rate	1994-2004	banking

\* floating interest rate calculated as an average annual interest rate of long-term government bonds denominated in EUR

#### MUNICIPAL and GOVERNMENT BONDS

	Issuer	Trading code	First trading day	Nominal value of issue traded	Coupon interest rate	Maturity	Sector
1	SLOVENSKA ODŠKODNINSKA DRUŽBA	SOS2E	7 Apr 1997	536,865,000 EUR	6 % p.a.	1996-2004	meeting commitments deriving from denationalisation process
2	STANOVANJSKI SKLAD RS	SSR3	8 May 2001	2,000 SITm	6.1% p.a. + TOM	2001-2011	national mortgage agency

**TOM** (abbreviation for: "temeljna obrestna mera" - base interest rate) - indexation factor calculated as twelve month average of monthly consumer price index

## F2) FREE MARKET (2)

### COMMON SHARES

	Issuer	Trading code	First trading day	Nominal value of issue traded	Number of shares traded	Isin code	Sector
1	AGROKOMBINAT MARIBOR	AKMG	24 Sep 1999	403.808 SITm	403.808	SI 003110433 2	retail, fooder production for livestock, meat and miik products, granary services
2	ALPETOUR POTOVALNA AGENCIJA ŠKOFJA LOKA	APAG	2 Aug 2000	526.084 SITm	263,042	SI 003110989 3	passengers transportat
3	AVTO CELJE	AVCG	4 Feb 1997	418.077 SITm	418,077	SI 003110211 2	car sale and repair services
4	AVTOPREVOZNIŠTVO IN SERVISI VELENJE	ASVG	1 Sep 1997	308.696 SITm	308,696	SI 003110315 1	transport company
5	BELINKA HOLDING LJUBLJANA	BELG	19 Oct 2000	2.702.532 SITm	2.702.532	SI 003110216 1	holding companies management
6	CAPITA LJUBLJANA	CAP1	5 Sep 1997	315.963 SITm	315,963	SI 002110003 5	holding companies management
7	CETIS CELJE	CETG	10 Mar 1997	2.400 SITm	200,000	SI 003110084 3	paper industry and graphics
8	CINKARNA CELJE	CICG	6 Mar 1998	4.874.862 SITm	812.477	SI 003110380 5	metallurgic and chemical industry
9	COLOR MEDVODE	COMG	15 Jan 1998	1.900.782 SITm	950,391	SI 003110360 7	resin, colours and varnish industry
10	CREINA KRANJ	CRKG	21 Feb 2000	194.376 SITm	48,594	SI 003110915 8	production and wholesale of agricultural and industrial machines and gadgats
11	DADAS MARIBOR	DAD	16 Sep 1997	125.28 SITm	31,320	SI 003110076 9	financial consultancy and services
12	DANA MIRNA	DMRG	7 June 1999	356.128 SITm	356,128	SI 003110520 6	secondary industry of fruit processing and production of alcohol and non-alcohol drinks
13	DZS LJUBLJANA	DZS	12 May 1999	1.429.368 SITm	1.429.368	SI 003110527 1	publishing and trading
14	EGOLES ŠKOFJA LOKA	GKRG	17 Sep 1999	258.3 SITm	258,300	SI 003110714 5	forest management and sale of wood products
15	ELMO LJUBLJANA	IELG	22 Feb 2001	708 SITm	708,000	SI 003111026 3	electrical installations
16	ETRA 33 LJUBLJANA	ETRG	7 Nov 2002	454.23 SITm	45,423	SI 003110712 9	production of electromotors, generators and transformers
17	FINIRA LJUBLJANA	FIRR	10 Oct 2002	2.179.206 SITm	2.179,206	SI 002111138 8	holding companies management
18	FRUCTAL AJDOVŠČINA	FRAG	6 Jan 1998	2.504.151 SITm	2.504,151	SI 003110359 9	food-processing industry
19	GEA COLLEGE LJUBLJANA	GEAR	5 Jan 1995	147.885 SITm	147,885	SI 003110080 1	consulting
20	GEA TOVARNA OLJA SLOV.BISTRICA	GSBG	30 June 1996	660.348 SITm	660,348	SI 003110129 6	oil - producing industry
21	GRAD PRESTRANEK	GDPR	1 Feb 2000	345.88 SITm	43,235	SI 003110898 6	revitalisation and renewal of the Prestranek estate; catering and tourist activities; horse breeding
22	GRADIS GP LJUBLJANA	GLJG	12 July 1999	609.5 SITm	304,750	SI 003110393 8	construction
23	GRAND HOTEL UNION LJUBLJANA	GHUG	5 Jan 2000	1.814.613 SITm	1.814,613	SI 003110865 5	hotel industry
24	GORENJSKI TISK KRANJ	GTKG	19 Sep 1996	960.176 SITm	960,176	SI 003110119 7	graphics services
25	GORIŠKE OPEKARNE RENČE	GORG	8 Mar 1999	392.725 SITm	392,725	SI 003110499 3	production of different clay brick products
26	GOZDNO GOSPODARSTVO BLEJ	GOBG	27 Dec 1999	611.9 SITm	611,900	SI 003110737 6	forest management
27	GOZDNO GOSPODARSTVO POSTOJNA	GZPG	30 June 1999	489.52 SITm	489,520	SI 003110571 9	forest management and sale of wood products
28	HELIOS DOMŽALE	HDOG	19 Sep 1996	2.198.61 SITm	219,861	SI 003110114 8	intermediary on fuel, mine sector
29	HIDROTEHNIK LJUBLJANA	VHLG	5 July 1999	384.472 SITm	384,472	SI 003110551 1	building industry and protection against flood damage
30	HIPOTEKARNA BANKA BREŽICE	HBR	14 Dec 1998	600 SITm	300,000	SI 002110074 6	banking
31	HOTELI PALAČE PORTOROŽ	PALG	7 Oct 1997	2.346.102 SITm	2.346,102	SI 003110330 0	hotel industry
32	IMP ČRPAKKE	ICRG	9 Sep 1998	333.034 SITm	333,034	SI 003110434 0	production of pumps
33	INFOND HOLDING	IFFR	23 Sept 2002	16.833.414 SITm	16.833,414	SI 002111076 0	holding companies management
34	INLES RIBNICA	IHPG	8 Oct 1999	1.111.050 SITm	555,525	SI 003110745 9	production of furniture
35	INTARA LJUBLJANA	INTR	5 Jan 1995	101 SITm	101,000	SI 003110114 8	brokerage house
36	INTEGRAL JESENICE	INJG	14 Sep 1999	243.784 SITm	243,784	SI 003110708 7	merchandise and passenger transport, motor vehicle service and repairs
37	INTERTRADE ITA LJUBLJANA	INRG	20 Oct 1997	695.31 SITm	69,531	SI 003110333 4	mechanical engineering representative
38	INTERTRADE ITS LJUBLJANA	ITSG	24 Apr 1998	1.260 SITm	1.260,000	SI 003110394 6	information and computer service
39	INTES MARIBOR	IMTG	9 Mar 2000	549.982 SITm	549,982	SI 003110920 8	cereal processing and production of farinaceous food
40	IMP KLIMAT	KLLG	26 Apr 2002	353.9 SITm	353,900	SI 003111114 7	production of air conditioning equipment
41	JADRAN SEŽANA	JASG	23 Sep 1996	226.334 SITm	226,334	SI 003110154 4	commerce industry
42	JATA EMONA	JAMR	15 Jan 2002	3.197.534 SITm	3.197,534	SI 003111109 7	production and retailing of poultry meat
43	JAVOR PIVKA	JPIG	13 Nov 2000	1.194.7 SITm	1.194,700	SI 003110910 9	production of plywood, bound and layer wood, fibre and other slabs
44	JELEN SLOVENŠKE KONJICE	JESG	29 Nov 1999	50.849 SITm	50,849	SI 003110430 8	restaurant & hotel capacities
45	JUTEKS ŽALEC	JTKG	2 Nov 1999	641.432 SITm	641,432	SI 003110786 3	carpet production on various linings
46	KEMA PUČONCI	KEPG	17 Dec 1998	217.346 SITm	217,346	SI 003110420 9	production of special buildingmaterials
47	KLASJE CELJE	KLKG	2 July 1999	734.716 SITm	734,716	SI 003110548 7	bread, pastries and sweets production
48	KD HOLDING	KDHR	5 Feb 2001	7.399.752 SITm	924,969	SI 003111046 1	holding companies management
49	KOMPAS HOTELI KRANJSKA GORA	KHKG	31 May 1996	1.627 SITm	162,700	SI 003110052 0	tourism, hotel industry
50	KRONA HOLDING	KRHR	9 May 2002	1.287.121 SITm	1.287,121	SI 002111124 8	holding companies management
51	KOŠAKI TMI MARIBOR	TKMG	11 Oct 1999	432.36 SITm	43,236	SI 003110424 1	secondary meat industry and production of meat products
52	KRUH PECIVO MARIBOR	KPEG	2 July 1997	555.934 SITm	555,934	SI 003110295 5	bread and pastries production
53	LESNINA EMMI SLOV.BISTRICA	LSBG	8 May 1996	684.037 SITm	684,037	SI 003110035 5	aluminium and wood production
54	LESNINA	MILG	12 Jan 2002	2.908.81SITm	76,495	SI 003111116 2	wholesale and retail of furniture

## F2) FREE MARKET (3)

### COMMON SHARES

	Issuer	Trading code	First trading day	Nominal value of issue traded	Number of shares traded	Isin code	Sector
55	LIP BLEED	LLBG	12 Jan 2000	2,155.899 SITm	2,155,899	SI 003110871 3	wood manufacturing
56	LIV POSTOJNA	LIVG	16 Nov 1999	1,616 SITm	161,600	SI 003110796 2	production of vacuum cleaners, plastic tubes and fittings, bicycles, hydraulic elevators and concrete mixers
57	LIZ INŽENIRING LJUBLJANA	LIZG	11 Mar 1999	188.677 SITm	188,677	SI 003110371 4	consulting and engineering in object construction
58	MARINA PORTOROŽ	MAPG	19 Sep 1996	627.864 SITm	313,932	SI 003110058 7	nautical and hotel industry
59	OLJARICA KRANJ	MOKG	27 Jan 1999	704.04 SITm	70,404	SI 003110201 3	production of cooking oil
60	MEDALJON MARIBOR	MEDR	12 Oct 1999	1,734 SITm	1,734,000	SI 003110691 5	management of holding companies, business operations of own real estate and renting own real estate
61	MEDVEŠEK PUŠNIK LJUBLJANA	MPL	12 Dec 1997	160 SITm	80,000	SI 002110324 5	financial consulting
62	MELAMIN KOČEVJE	MKOG	23 Sep 1996	466.489 SITm	466,489	SI 003110201 1	chemical industry
63	MERCATA 1 HOLDING	MHLR	30 Jan 2001	2,693.249 SITm	2,693,249	SI 003111007 3	holding companies management
64	MESNA INDUSTRIJA PRIMORSKE	MIPG	19 June 2000	1,478.742 SITm	1,478,742	SI 003110969 5	meat processing industry, wholesale and retail trade with provisions
65	MITOL SEŽANA	MISG	15 May 1997	770.509 SITm	770,509	SI 003110271 6	production and sale of adhesive substances and resinous compound
66	MLADINSKA KNJIGA TISKARNA LJUBLJANA	MKTG	11 Oct 1999	1,039.54 SITm	103,954	SI 003110094 2	printing, publishing, retail and wholesale
67	MODRA LINIJA HOLDING	MLHR	20 Nov 2002	1,882.991 SIT m	1,882,991	SI 002111058 8	holding companies management
68	MURALES LJUTOMER	MULG	2 Mar 2001	322.045 SITm	322,045	SI 003110778 0	production of wood furniture
69	MLAJ ZADOBROVA	MTZG	20 June 2001	67.062 SITm	67,062	SI 003111047 9	wood manufacturing
70	NAMA LJUBLJANA	NALG	20 Dec 1999	2,861.31 SITm	2,861,310	SI 003110269 0	retail trade and renting of business premises
71	NIKO ŽELEZNIKI	NKPG	17 Sep 1999	358.75 SITm	35,875	SI 003110717 8	office material, industrial paper-clips, electromagnets and other metal mechanisms
72	PINUS TKI RAČE	PIRG	13 June 1996	1,333.83 SITm	133,383	SI 003110037 1	chemical industry
73	PLAMA PUR	POPG	6 Dec 1999	686.798 SITm	686,798	SI 003110822 6	production and refashioning of poliuretanic (plastic) foams
74	POM-INVEST	POIR	19 Oct 2001	2,241.883 SITm	2,241,883	SI 002111098 4	holding companies management
75	PULSAR HOLDING	PLHR	13 Aug 2001	939.319 SITm	939,319	SI 002111090 1	holding companies management
76	RAZVOJNA DRUŽBA LJUBLJANA	RDRD	5 Jan 1995	219.48 SITm	21,948	SI 003110075 1	consulting
77	RTC KRVAVEC	RKRG	17 Oct 1997	411.468 SITm	205,734	SI 003110328 4	transport of passengers, goods and various loads
78	SATURNUS AVTOOPREMA LJUBLJANA	SAAG	14 Apr 1997	966.122 SITm	483,061	SI 003110254 2	motorvehicles light equipment industry
79	SATURNUS EMBALAŽA LJUBLJANA	SELG	3 Nov 1997	840.64 SITm	84,064	SI 003110338 3	production of package
80	SAVINJA MOZIRJE	MSMG	21 Sep 1999	105.78 SITm	105,780	SI 003110685 7	retail of food and non-food provisions
81	SUJAJ HRASTNIK	SIHG	7 Oct 1999	268.8 SITm	26,880	SI 003110742 6	production of decorative lights and metal products
82	KD GROUP	SKDR	21 Dec 2000	372.872 SITm	186,436	SI 003111016 4	holding companies management
83	SIVENT LJUBLJANA	SINR	10 Oct 2002	719.712 SITm	719,712	SI 002111139 6	holding companies management
84	SLOVENIJALES LJUBLJANA	SLLG	8 May 1996	2,736.04 SITm	273,604	SI 003110040 5	commerce, engineering, representation
85	SVILA MARIBOR	SVMG	17 Jan 1997	1,263.478 SITm	1,263,478	SI 003110209 6	textile industry
86	SVILANIT KAMNIK	SKAG	14 Apr 1997	816.974 SITm	408,487	SI 003110245 0	textile industry
87	TEKSTINA AJDOVŠČINA	TEAG	12 Feb 1997	1,127.293 SITm	1,127,293	SI 031102211 1	textile industry
88	TOPLIČE DOBRNA	ZDDG	5 July 1999	682.01 SITm	682,010	SI 03110539 6	medical services, tourist and hotel trade
89	TOSAMA DOMŽALE	TODG	13 Sep 1996	2,956.7 SITm	295,670	SI 003110136 1	sanitary material production
90	TOVARNA SLADKORJA ORMOŽ	TSOR	12 Apr 1996	4,971.63 SITm	497,163	SI 003110020 7	sugar production
91	TUS KO-SI SLOVENJ GRADEC	TUKG	9 Mar 2000	229.456 SITm	229,456	SI 003110924 0	production of non-woven materials
92	TUB SWATY MARIBOR	TUBG	30 Dec 1997	1,155.76 SITm	288,940	SI 003110344 1	production and trade of knife grinders
93	UNITAS LJUBLJANA	USLG	26 Nov 1998	145.115 SITm	145,115	SI 003110467 0	production of sanitary, water and gas fittings
94	UPIMO GROUP LJUBLJANA	UPGR	9 July 19997	215 SITm	215,000	SI 002110266 8	counseling services on trading and marketing and financial engineering
95	VALKARTON LOGATEC	VLOG	26 Jun 1997	852.097 SITm	852,097	SI 003110231 0	cardboard production
96	VELANA LJUBLJANA	VLJG	23 Dec 2002	1,409,645,000 SIT	1,409,645	SI 003110069 4	non-clothing textile manufacturer
97	ZASAVSKI RAČUNSKI CENTER TRBOVLJE	ZRCG	27 Dec 1999	43.466 SITm	43,466	SI 003110856 4	consultancy engineering, electronic data processing, sale of software products
98	ZDRAVILIŠČE ROGAŠKA	RGS	11 Feb 1999	898.11 SITm	898,110	SI 003110489 4	health resort
99	ŽR - MONTER DRAVOGRAD	ZMDG	17 Sep 1999	275.835 SITm	275,835	SI 003110696 4	management of investment portfolios of subsidiaries

### PREFERRED SHARES

	Issuer	Trading code	First trading day	Nominal value of issue traded	Number of shares traded	Isin code	Sector
1	HIPOTEKARNA BANKA BREŽICE	HBP	14 Dec 1998	159 SITm	79,500	SI 002120007 4	banking
2	KD HOLDING	KDHP	18 July 2001	2,131.304 SITm	266,413	SI 003120050 2	holding companies management
3	PRIMOFIN MARIBOR	PFNP	22 Sep 1997	500 SITm	10,000	SI 003120010 6	financial consultancy
4	ZDRAVILIŠČE ROGAŠKA	RGP	11 Feb 1999	55.7 SITm	27,850	SI 003120028 8	health resort

## F2) FREE MARKET (4)

### CLOSED-END FUNDS

	Issuer	Trading code	First trading day	Nominal value of issue traded	Number of shares traded	Isin code	Sector
1	KD ID	KDIN	9 Feb 2001	9,204.61 SITm	92,046,145	SI 002111023 2	investment fund
2	INFOND ID	IFIR	23 Sept 2002	8,132.314 SITm	8,132,314	SI 002111078 6	investment fund
3	NACIONALNA FINANČNA DRUŽBA 1	NF1N	26 Oct 1998	15,833.01 SITm	160,580,300	SI 002110600 8	investment fund
4	TRIGLAV STEBER I	TG1N	2 Nov 1998	14,545.89 SITm	147,487,470	SI 002110610 7	investment fund

### AUTHORISED CLOSED-END FUNDS

	Issuer	Trading code	First trading day	Nominal value of issue traded	Number of shares traded	Isin code	Sector
1	ATENA PID	ATPR	17 June 2002	13,591,588.800 SIT	135,915,888	SI 002111093 5	authorised investment fund
2	PID AKTIVA AVANT I LJUBLJANA	AAPR	22 Aug 2001	2,952 SITm	29,520,040	SI 002111063 8	authorised investment fund
3	ARKADA ENA LJUBLJANA	AR1N	14 Dec 1998	6,640.61 SITm	66,406,092	SI 002110579 4	authorised investment fund
4	CAPINVEST 2 LJUBLJANA	CAPN	24 Dec 1998	587.69 SITm	5,876,900	SI 002110622 2	authorised investment fund
5	INFOND PID	IFPR	23 Sept 2002	8,764.1964 SITm	87,641,964	SI 002111077 8	authorised investment fund
6	KS - sklad 2	KS2N	2 Aug 1998	4,429.32 SITm	44,293,242	SI 002110621 4	authorised investment fund
7	KS - SKLAD 4	K4SR	25 Apr 2002	4,163.38 SITm	41,633,800	SI 002111095 0	authorised investment fund
8	KRONA SENIOR	SN0N	8 Dec 1998	7,317.04 SITm	73,170,428	SI 002110590 1	authorised investment fund
9	MAKSIMA 1 LJUBLJANA	MX1N	16 Nov 1998	21,664.62 SITm	216,646,243	SI 002110593 5	authorised investment fund
10	MERCATA LJUBLJANA	MR0N	31 Aug 1998	2,892.39 SITm	28,923,982	SI 002110598 4	authorised investment fund
11	FOND INVEST (MERCATA 1 before)	MR1N	31 Aug 1998	2,682.12 SITm	26,821,153	SI 002110599 2	authorised investment fund
12	MODRA LINIJA KOPER	ML0N	7 Apr 1998	3,415,383.300 SIT	34,156,833	SI 002110596 8	authorised investment fund
13	NACIONALNA FINANČNA DRUŽBA 2	NF2N	2 July 1999	29,137.97 SITm	291,379,659	SI 002110601 6	authorised investment fund
14	NIKA PID	NK0N	24 Apr 1998	3,257.47 SITm	32,574,698	SI 002110602 4	authorised investment fund
15	NIKA PID 1	NK1N	24 Apr 1998	3,091.11 SITm	30,911,102	SI 002110603 2	authorised investment fund
16	NIKA PID 2	NK2N	24 Apr 1998	1,255.59 SITm	12,555,868	SI 002110604 0	authorised investment fund
17	KD PID	KDPN	9 Feb 2001	9,591.36 SITm	95,913,558	SI 002111023 2	authorised investment fund
18	POMURSKA INV.DRUŽBA 1	PM1N	9 Nov 1998	3,592.39 SITm	35,923,940	SI 002110606 5	authorised investment fund
19	POOBLAŠČENA POMURSKA INV. DRUŽBA	PPIR	26 Oct 2001	2,296.74 SITm	22,967,400	SI 002111099 2	authorised investment fund
20	SETEV LJUBLJANA	ST1N	24 Sep 1999	4,346,919,000 SIT	43,469,190	SI 002110609 9	authorised investment fund
21	TRDNJAVA VELENJE	TR0N	14 June 1999	2,593.28 SITm	25,932,762	SI 002110612 3	authorised investment fund
22	TRDNJAVA I VELENJE	TR1N	5 July 1999	891.79 SITm	8,917,902	SI 002110613 1	authorised investment fund
23	TRIGLAV ŠTEBER II	TG2N	14 June 1999	19,541.26 SITm	195,412,551	SI 002110611 5	authorised investment fund
24	VIPA INVEST	VION	29 Jan 2002	10,426.81 SITm	104,268,115	SI 002111121 4	authorised investment fund
25	VIZIJA DPB NOVO MESTO	VZ0N	29 June 1998	4,407.46 SITm	44,074,632	SI 002110616 4	authorised investment fund
26	ZLATA MONETA I MARIBOR	ZM1N	31 Mar 1999	6,638.43 SITm	68,297,800	SI 002110617 2	authorised investment fund
27	ZLATA MONETA II MARIBOR	ZM2N	31 Mar 1999	8,233.38 SITm	82,333,757	SI 002110618 0	authorised investment fund
28	ZVON DVA MARIBOR	ZV2N	7 June 1999	14,122.47 SITm	141,224,712	SI 002110592 7	authorised investment fund
29	ZVON ENA MARIBOR	ZV1N	7 Dec 1998	13,461.31 SITm	137,974,360	SI 002110591 9	authorised investment fund