



MONTHLY STATISTICS LJUBLJANA STOCK EXCHANGE

February 2003

Year IX, No. 2/03

TURNOVER

Market	Turnover (in EURm)	Volume in pieces	Number of bargains
Official market	63.49	2,252,071	7,816
Shares	30.72	736,341	5,850
Bonds	32.77	1,515,730	1,966
Free market	50.57	69,333,096	23,150
Shares	11.98	924,581	4,677
Bonds	8.99	174,046	514
Closed-end funds	13.92	17,109,013	4,753
Authorised closed-end funds	15.69	51,125,456	13,206
Short-term securities	0.00	0	0
Total	114.07	71,585,167	30,966

MARKET SIZE

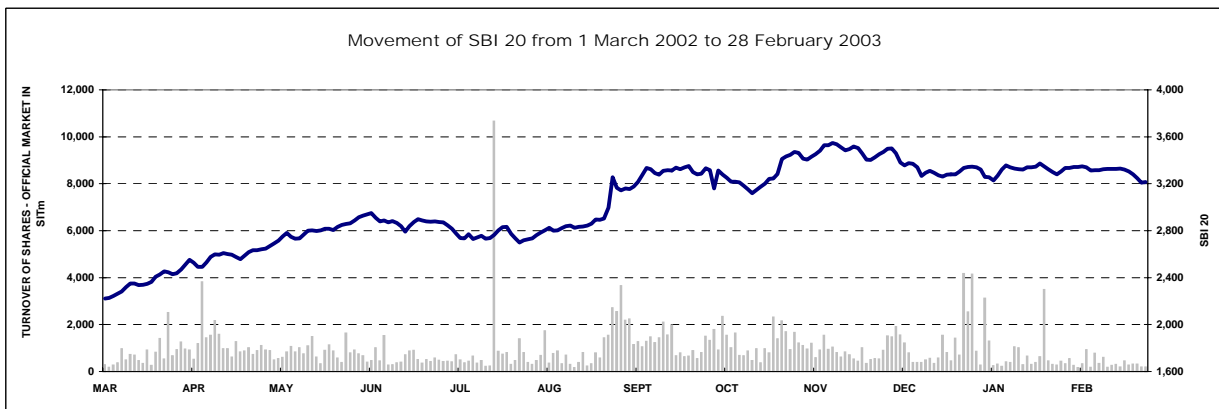
Market	Market capitalisation (in EURm)	Number of securities	Number of issuers
Official market	5,760.16	104	48
Shares	3,511.53	33	33
Bonds	2,248.63	71	15
Free market	2,656.66	148	141
Shares	988.54	97	95
Bonds	651.17	18	13
Closed-end funds	385.07	4	4
Authorised closed-end funds	631.89	29	29
Total	8,416.82	252	189
Short-term securities	-	10	1

NOMINAL RETURN

STOCK EXCHANGE INDICES	Nominal return in February 2003	Nominal return in Year 2003
Slovenian stock exchange index (SBI 20)	-2.74%	-3.74%
Nonweighted slovenian stock exchange index (SBI 20NT)	-3.36%	-4.27%
Free market index (IPT)	-1.78%	2.78%
Investment fund index (PIX)	-4.60%	-3.72%
Bond index (BIO)	1.59%	2.41%

INDUSTRIAL SECTOR INDICES	Nominal return in February 2003	Nominal return in Year 2003
Food and beverages	-0.88%	8.06%
Chemicals	-1.20%	-2.31%
Oil and gas	-4.66%	-8.10%
Transport	2.35%	2.01%
Trade	-2.84%	-4.27%

Movement of SBI 20 from 1 March 2002 to 28 February 2003





ISSUER

Ljubljana Stock Exchange Inc.
Slovenska 56
1000 Ljubljana

INFORMATIONS

E-mail:	info@ljse.si
Phone:	386 1 47-10-211 386 1 47-10-205
Contact persons:	Nataša Žabkar, Ksenija Zver

STATISTICS ON WEB:

http://www.ljse.si/StrAng/Trading/Menu/tr_dpl.htm

Top Five Official Market
\$ 8.2007

Turnover in 1000	
LJBLJ	867.728.217
BRNO	303.568.777
PLDZ	108.087.408
PETI	63.018.048
SAK.B	48.471.660

Market in open : \$ 40.2007 10:48

Index	Value	ABS	%
BRNO	1.278.02	-12,7%	-6,42
PETI	2.501.14	15,9%	8,87
PLDZ	2.491.77	-6,3%	-6,23

News

- August 26, 2007, Ljubljanska borza d.d., Ljubljana
New Records of Ljubljana Stock Exchange
- August 27, 2007, Ljubljanska borza d.d., Ljubljana
Revolving Credit Facility

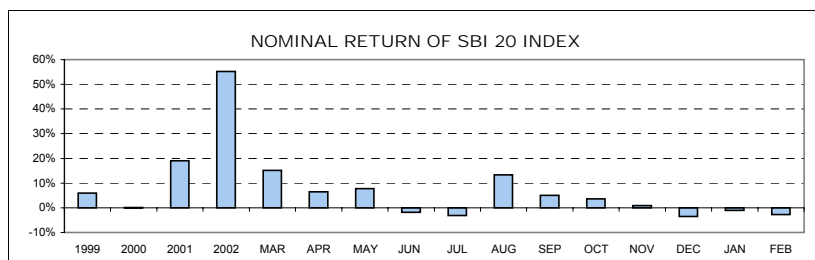
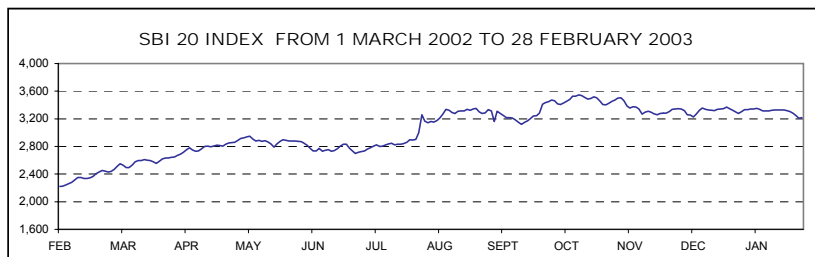
INDEX

	Page
A) STOCK EXCHANGE INDICES	1
A1) Values, yields and movements of Stock Exchange Indices	1
A2) Index compositions	4
B) NUMBER OF ISSUERS, TRADED SECURITIES AND MEMBERS	6
C) TURNOVER	7
C1) Monthly turnover by securities on official market	7
C2) Monthly turnover by securities on free market	9
C3) Most traded securities	14
C4) Turnover by LJSE members	15
C5) Turnover in Years 2003 and 2002	16
D) MARKET CAPITALISATION	19
D1) Market capitalisation of shares	20
D2) Market capitalisation of bonds	23
D3) Market capitalisation of investment funds	25
E) OTHER	26
E1) Indicators (shares on official market)	26
E2) Ownership and net inflow of foreign portfolio investments	27
E3) Record values	28
E4) New listed and delisted securities and changes	29
F) LIST OF SECURITIES	30
F1) Official market	30
F2) Free market	32

A) STOCK EXCHANGE INDICES

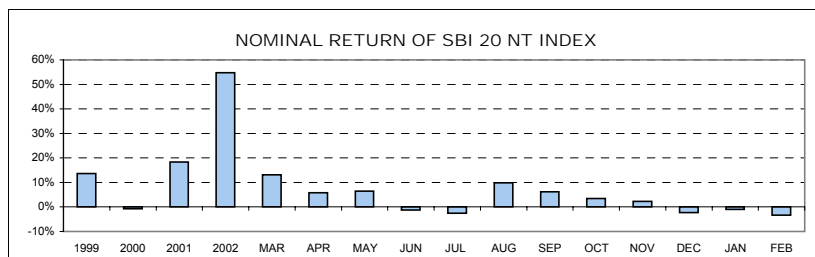
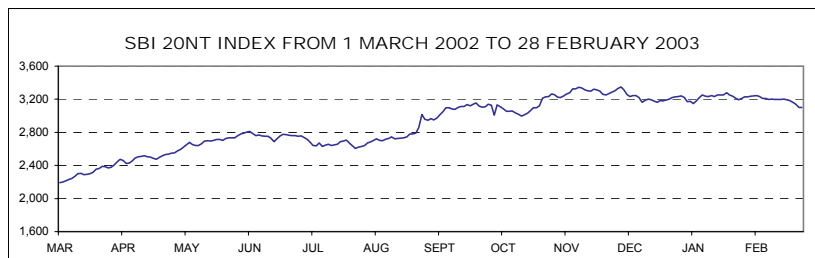
SBI 20 - SLOVENE STOCK EXCHANGE INDEX

Year	Max	Date	Min	Date	Close	Nominal return
1994	1,598.03	28 June 1994	1,131.23	21 Oct 1994	1,396.81	39.68%
1995	1,590.17	9 Nov 1995	1,016.99	13 July 1995	1,448.75	3.72%
1996	1,589.18	13 Mar 1996	891.93	10 Sept 1996	1,183.26	-18.33%
1997	1,655.36	10 Feb 1997	1,156.14	6 Jan 1997	1,404.70	18.71%
1998	2,026.47	10 Aug 1998	1,378.49	6 Jan 1998	1,705.77	21.43%
1999	1,981.87	19 Feb 1999	1,679.48	5 Jan 1999	1,806.26	5.89%
2000	1,903.66	24 Jan 2000	1,584.23	25 May 2000	1,807.94	0.09%
2001	2,159.35	19 Dec 2001	1,700.24	25 Apr 2001	2,151.59	19.01%
2002	3,547.64	8 Nov 2002	2,140.80	3 Jan 2002	3,340.20	55.24%
Year 2003	Max	Date	Min	Date	Close	Nominal return
January	3,371.93	24 Jan 2003	3,228.32	9 Jan 2003	3,305.77	-1.03%
February	3,349.14	7 Feb 2003	3,210.01	27 Feb 2003	3,215.23	-2.74%



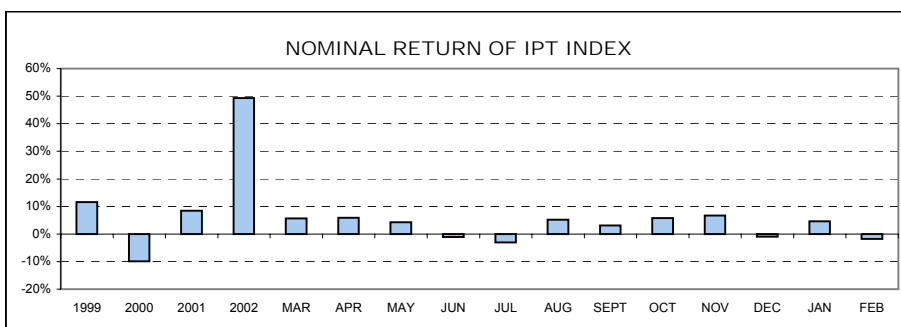
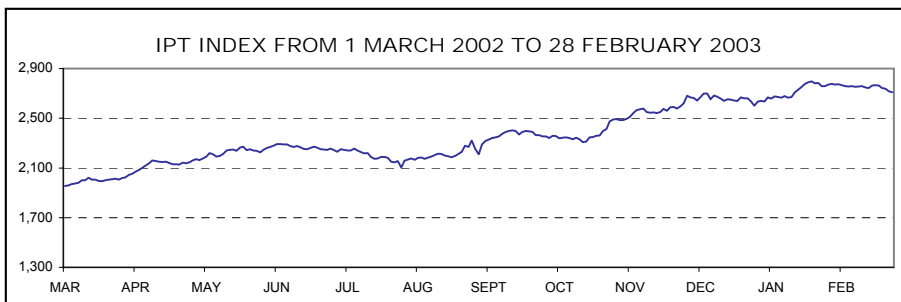
SBI 20NT - NON-WEIGHTED SLOVENE STOCK EXCHANGE INDEX

Year	Max	Date	Min	Date	Close	Nominal return
1998	1,706.07	10 Aug 1998	1,437.30	30 June 1998	1,568.87	n.a.
1999	1,871.02	8 Sept 1999	1,548.95	5 Jan 1999	1,782.03	13.59%
2000	1,841.63	25 Jan 2000	1,585.48	25 May 2000	1,769.15	-0.72%
2001	2,096.75	27 Dec 2001	1,661.96	9 May 2001	2,092.66	18.29%
2002	3,350.05	28 Nov 2002	2,082.58	3 Jan 2002	3,238.51	54.76%
Year 2003	Max	Date	Min	Date	Close	Nominal return
January	3,278.37	24 Jan 2002	3,147.56	9 Jan 2002	3,207.98	-0.94%
February	3,245.19	7 Feb 2003	3,100.31	28 Feb 2003	3,100.31	-3.36%



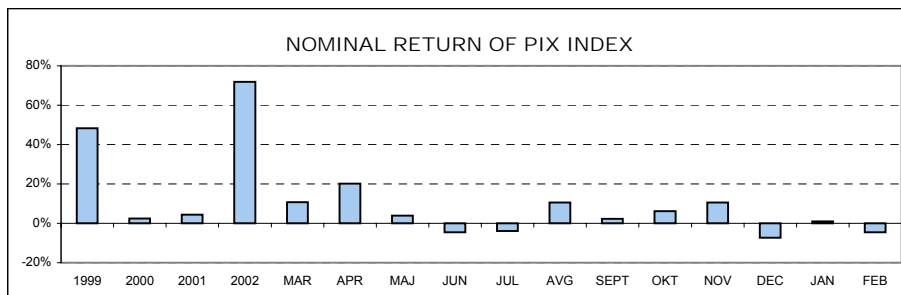
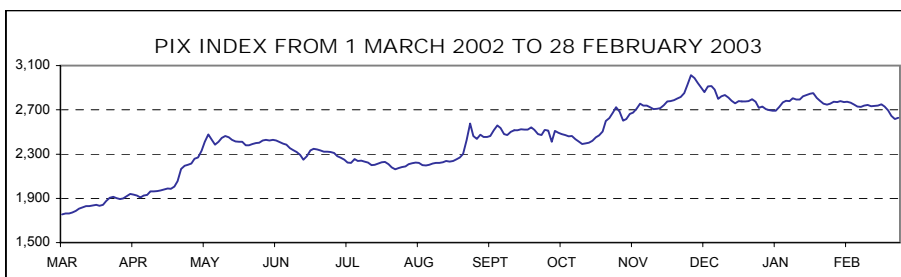
IPT - FREE MARKET INDEX

Year	Max	Date	Min	Date	Close	Nominal return
1998	1,795.31	11 Aug 1998	1,318.83	1 July 1998	1,618.99	n.a.
1999	1,806.98	30 Dec 1999	1,504.61	3 Aug 1999	1,806.98	11.61%
2000	1,772.76	24 Jan 2000	1,469.64	26 Oct 2000	1,627.44	-9.94%
2001	1,769.69	14 Dec 2001	1,415.06	23 May 2001	1,765.60	8.49%
2002	2,699.16	4 Dec 2002	1,753.43	8 Jan 2002	2,635.36	49.26%
Year 2003	Max	Date	Min	Date	Close	Nominal return
January	2,797.13	27 Jan 2003	2,633.35	7 Jan 2003	2,757.60	4.64%
February	2,776.17	4 Feb 2003	2,708.53	28 Feb 2003	2,708.53	-1.78%



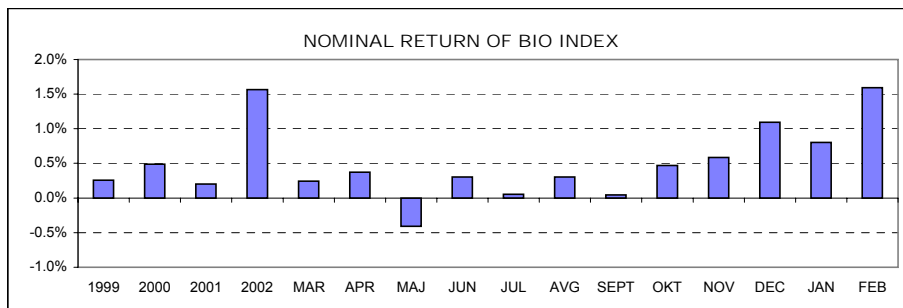
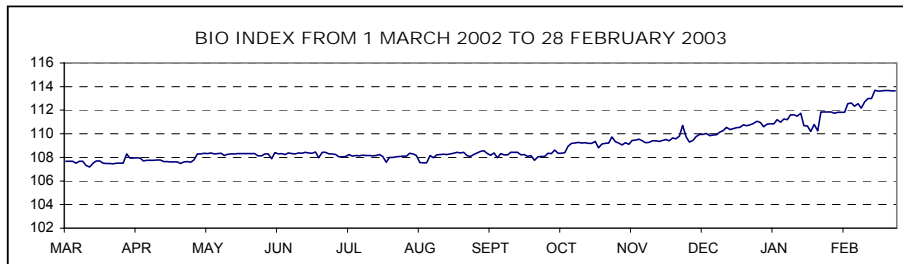
PIX - INVESTMENT FUNDS INDEX

Year	Max	Date	Min	Date	Close	Nominal return
1999	1,633.77	8 Sep 1999	965.15	5 Jan 1999	1,483.50	48.35%
2000	1,572.13	17 Jan 2000	1,097.07	25 May 2000	1,520.79	2.51%
2001	1,588.02	28 Dec 2001	1,328.44	23 May 2001	1,588.02	4.42%
2002	3,013.05	27 Nov 2002	1,551.00	3 Jan 2002	2,729.73	71.90%
Year 2003	Max	Date	Min	Date	Close	Nominal return
January	2,849.85	24 Jan 2003	2,692.79	8 Jan 2003	2,754.90	0.92%
February	2,778.48	5 Feb 2003	2,617.03	27 Feb 2003	2,628.28	-4.60%



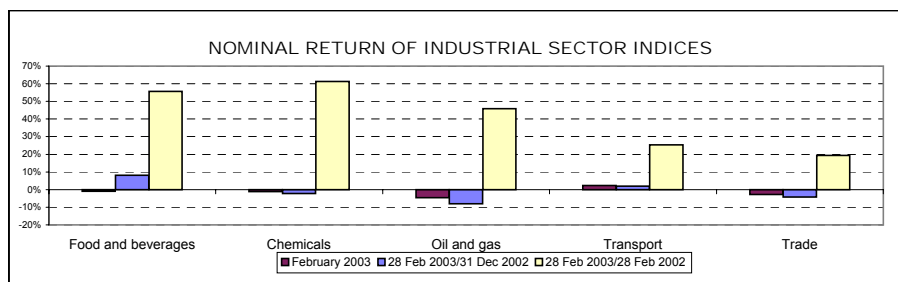
BIO - STOCK EXCHANGE BOND INDEX

Year	Max	Date	Min	Date	Close	Nominal return
1995	113.52	14 Dec 1995	100.46	5 July 1995	111.68	11.68%
1996	111.96	8 Jan 1996	106.61	28 June 1996	107.89	-3.39%
1997	110.97	8 Apr 1997	104.90	29 Jan 1997	107.31	-0.54%
1998	108.22	30 Dec 1998	101.68	25 May 1998	108.22	0.85%
1999	110.52	4 Feb 1999	104.53	16 Aug 1999	108.50	0.26%
2000	109.63	15 Dec 2000	103.96	9 June 2000	109.03	0.49%
2001	110.08	17 Sept 2001	107.81	21 Mar 2001	109.25	0.20%
2002	111.06	27 Dec 2002	107.17	12 Mar 2002	110.96	1.57%
Year 2003	Max	Date	Min	Date	Close	Nominal return
January	111.85	29 Jan 2003	110.20	24 Jan 2003	111.85	0.80%
February	113.70	20 Feb 2003	111.73	4 Feb 2003	113.63	1.59%



INDUSTRIAL SECTOR INDICES

SECTOR	Value as of 28 Feb 2003	Nominal return		
		February 2003	28 Feb 2003/31 Dec 2002	28 Feb 2003/28 Feb 2002
Food and beverages	3,191.21	-0.88%	8.06%	55.74%
Chemicals	3,311.48	-1.20%	-2.31%	61.22%
Oil and gas	4,004.24	-4.66%	-8.10%	45.87%
Transport	2,773.19	2.35%	2.01%	25.34%
Trade	2,325.41	-2.84%	-4.27%	19.43%



A2) INDEX COMPOSITIONS

COMPOSITION OF SLOVENIAN STOCK EXCHANGE INDEX - SBI 20 ON 28 FEBRUARY 2003 *

Issuer	Trading code	Base value	Adjusted number of shares	Adjusted share	Sector	Capitalisation of index on 15 Dec 2002	Sector share
ETOL	ETOG	31,847.00 SIT	274,576	1.57%	chemicals	10,076,939,200 SIT	
SAVA	SAVA	16,791.89 SIT	1,720,987	7.60%	chemicals	48,697,461,189 SIT	9.17%
DROGA PORTOROŽ	DRPG	35,873.12 SIT	282,768	3.68%	food and beverages	23,598,199,847 SIT	
KOLINSKA	KOLR	2,260.16 SIT	3,166,992	2.54%	food and beverages	16,313,619,171 SIT	
PIVOVARNA LAŠKO	PILR	6,199.69 SIT	8,747,652	8.30%	food and beverages	53,205,143,947 SIT	
PIVOVARNA UNION	PULG	38,707.12 SIT	451,114	5.28%	food and beverages	33,834,001,114 SIT	
ŽITO	ZTOG	18,007.22 SIT	348,765	1.95%	food and beverages	12,506,353,672 SIT	21.75%
TERME 3000	ZMTG	2,133.52 SIT	2,861,843	1.02%	health resort	6,531,183,621 SIT	
TERME ČATEŽ	TCRG	27,090.00 SIT	674,971	2.85%	health resort	18,284,964,390 SIT	3.87%
GORENJE	GRVG	2,157.29 SIT	12,200,000	8.38%	household appliances	53,697,080,000 SIT	8.38%
ISTRABENZ	ITBG	2,700.00 SIT	5,180,000	6.43%	oil and gas	41,228,293,400 SIT	
PETROL	PETG	22,251.50 SIT	1,582,281	10.00%	oil and gas	64,112,522,953 SIT	16.43%
KRKA	KRKG	30,026.12 SIT	1,540,043	10.00%	pharmaceuticals	64,112,513,705 SIT	10.00%
DELO	DELR	17,000.10 SIT	667,464	2.56%	publishing	16,432,963,680 SIT	2.56%
MERCATOR	MELR	4,520.37 SIT	2,655,898	10.00%	trade	64,112,501,274 SIT	
MERKUR	MER	18,003.70 SIT	912,585	3.45%	trade	22,088,727,513 SIT	
SALUS	SALR	79,998.90 SIT	134,980	2.00%	trade	12,823,086,502 SIT	
ŽIVILA KRANJ	ZKNG	16,750.00 SIT	319,997	0.84%	trade	5,381,341,549 SIT	16.28%
INTEREUROPA	IEKG	4,919.17 SIT	7,902,413	6.59%	transport	42,260,287,169 SIT	
LUKA KOPER	LKPG	2,310.79 SIT	7,140,000	4.96%	transport	31,827,906,600 SIT	11.56%

* the same composition have also non-weighted Slovenian Stock Exchange Index - SBI 20NT

Capitalisation of index	641,125,090,496 SIT
Share of capitalisation (shares official market) in index	78.84%

COMPOSITION OF FREE MARKET INDEX - IPT ON 28 FEBRUARY 2003

Issuer	Trading code	Base value	Adjusted number of shares	Adjusted share	Capitalisation of index on 15 Dec 2002
HELIOS	HDOG	34,880.00 SIT	173,609	15.00%	17,878,176,696 SIT
CINKARNA	CICG	5,000.00 SIT	698,175	15.00%	17,878,167,225 SIT
JUTEKS	JTKG	12,701.10 SIT	641,432	11.84%	14,111,504,000 SIT
INFOND HOLDING	IFFR	685.23 SIT	16,833,414	10.63%	12,673,709,066 SIT
KD GROUP	SKDR	50,000.00 SIT	186,436	7.82%	9,321,800,000 SIT
BELINKA HOLDING	BELG	3,290.00 SIT	2,702,532	7.46%	8,891,330,280 SIT
LESNINA	MILG	107,000.00 SIT	76,495	7.02%	8,365,274,424 SIT
DZS	DZS	4,180.00 SIT	1,429,368	5.52%	6,575,092,800 SIT
KD HOLDING	KDHR	6,870.52 SIT	924,969	5.44%	6,486,798,347 SIT
GRAND HOTEL UNION	GHUG	2,400.00 SIT	1,814,613	3.65%	4,355,071,200 SIT
TOSAMA	TODG	6,300.00 SIT	295,670	3.60%	4,287,215,000 SIT
MEDALJON	MEDR	790.15 SIT	1,734,000	2.53%	3,017,160,000 SIT
LIV POSTOJNA	LIVG	13,577.78 SIT	161,600	2.47%	2,941,120,000 SIT
JAVOR PIVKA	JPIG	1,050.10 SIT	1,194,700	1.05%	1,254,554,470 SIT
POM-INVEST	POIR	513.30 SIT	2,241,983	0.97%	1,150,809,874 SIT
Capitalisation of index					119,187,783,383 SIT
Share of capitalisation (shares free market) in index					52.07%

COMPOSITION OF INVESTMENT FUNDS INDEX - PIX ON 28 FEBRUARY 2003

Issuer	Trading code	Base value	Number of shares	Share	Capitalisation of index on 15 Dec 2002
TRIGLAV STEBER 1	TG1N	70.11 SIT	147,487,470	14.90%	33,827,726,119 SIT
NFD 1	NF1N	65.42 SIT	160,580,300	14.43%	32,771,227,624 SIT
ZVON ENA	ZV1N	43.78 SIT	137,974,360	8.80%	19,980,067,072 SIT
MAKSIMA 1	MX1N	38.78 SIT	216,646,243	8.74%	19,849,128,784 SIT
INFOND ID	IFIR	1,691.31 SIT	8,132,314	6.98%	15,845,732,506 SIT
NFD 2	NF2N	37.80 SIT	291,379,659	6.03%	13,700,671,566 SIT
KD ID	KDIN	57.74 SIT	92,046,145	5.86%	13,294,224,722 SIT
ZLATA MONETA 1	ZM1N	47.12 SIT	68,297,800	5.60%	12,713,635,470 SIT
ATENA PID	ATPR	63.98 SIT	135,915,888	4.86%	11,024,137,676 SIT
PID VIPA INVEST	VION	63.50 SIT	104,268,115	3.95%	8,967,057,890 SIT
POMURSKA INV.DRUŽBA 1	PM1N	60.20 SIT	35,923,940	3.53%	8,019,660,366 SIT
KRONA SENIOR	SN0N	26.93 SIT	73,170,428	3.06%	6,940,946,800 SIT
ZVON DVA	ZV2N	37.56 SIT	141,224,712	2.47%	5,608,033,314 SIT
MODRA LINIJA	ML0G	54.13 SIT	34,156,833	2.42%	5,493,785,020 SIT
ARKADA ENA	AR1N	59.96 SIT	66,406,092	1.77%	4,022,881,053 SIT
INFOND PID	IFPR	45.33 SIT	87,641,964	1.75%	3,972,810,228 SIT
PID KD	KDPN	19.53 SIT	95,913,558	1.69%	3,835,583,184 SIT
ZLATA MONETA II	ZM2N	37.43 SIT	82,333,757	1.36%	3,090,809,238 SIT
VIZIJA DPB	VZ0N	65.00 SIT	44,074,632	1.26%	2,864,851,080 SIT
MERCATA 1	MR1N	45.00 SIT	26,821,153	0.53%	1,206,951,885 SIT
Capitalisation of index					227,029,921,597 SIT
free market) in index					96.41%

COMPOSITION OF STOCK EXCHANGE BOND INDEX - BIO
ON 28 FEBRUARY 2003

Bonds	Trading code	Base value	Share
REPUBLIKA SLOVENIJA 38 th issue	RS38	101.00	66.24%
REPUBLIKA SLOVENIJA 26 th issue	RS26	103.25	16.37%
REPUBLIKA SLOVENIJA 32 th issue	RS32	103.00	14.13%
REPUBLIKA SLOVENIJA 29 th issue	RS29	99.90	3.26%

COMPOSITIONS OF INDUSTRIAL SECTOR INDICES
ON 28 FEBRUARY 2003

Food and beverages

Issuer	Trading code	Base value	Adjusted number of shares	Adjusted share
PIVOVARNA LAŠKO	PILR	6,199.69 SIT	1,332,670	32.07%
DROGA PORTOROŽ	DRPG	35,873.12 SIT	57,121	18.86%
KOLINSKA	KOLR	2,260.16 SIT	765,964	15.61%
ŽITO	ZTOG	18,007.22 SIT	98,058	13.91%
MLINOTEST	MAJG	1,700.00 SIT	1,508,243	10.15%
MESNA INDUSTRIJA PRIMORSKE	MIPG	1,396.42 SIT	1,478,742	9.39%

Chemicals

Issuer	Trading code	Base value	Adjusted number of shares	Adjusted share
SAVA	SAVA	16,791.89 SIT	742,113	36.32%
HELIOS	HDOG	34,880.00 SIT	132,358	23.57%
CINKARNA	CICG	5,000.00 SIT	512,005	22.68%
ETOL	ETOG	17,226.92 SIT	274,576	17.43%

Oil and gas

Issuer	Trading code	Base value	Adjusted number of shares	Adjusted share
PETROL	PETG	22,251.50 SIT	1,440,755	58.61%
ISTRABENZ	ITBG	2,700.00 SIT	5,180,000	41.39%

Transport

Issuer	Trading code	Base value	Adjusted number of shares	Adjusted share
INTEREUROPA	IEKG	4,919.17 SIT	2,875,526	42.49%
LUKA KOPER	LKPG	2,310.79 SIT	2,932,155	36.11%
AERODROM	AELG	2,108.12 SIT	1,936,229	21.40%

Trade

Issuer	Trading code	Base value	Adjusted number of shares	Adjusted share
MERCATOR	MELR	4,520.37 SIT	537,033	37.23%
MERKUR	MER	18,003.70 SIT	226,194	15.72%
SALUS	SALR	54,666.67 SIT	44,438	12.12%
ŽIVILA KRANJ	ZKNG	12,435.33 SIT	191,176	9.23%
KOMPAS MTS	MTSG	1,705.14 SIT	2,192,262	9.13%
DELO PRODAJA	DPRG	4,774.80 SIT	577,501	8.30%
EMONA OBALA KOPER	EOKG	2,628.57 SIT	1,741,456	8.26%

B) NUMBER OF ISSUERS, TRADED SECURITIES AND
MEMBERS

	31 Dec 2000	31 Dec 2001	31 Dec 2002	31 Jan 2003	28 Feb 2003
NUMBER OF ISSUERS	225	221	198	197	189
Official market	58	57	50	50	48
Shares	38	38	35	35	33
Bonds	20	19	15	15	15
Free market	167	164	148	147	141
Shares	111	113	100	100	95
Bonds	11	12	14	14	13
Closed-end funds	-	-	4	4	4
Authorised closed-end funds	44	38	29	29	29
Pension coupons	1	1	1	-	-
	31 Dec 2000	31 Dec 2001	31 Dec 2002	31 Jan 2003	28 Feb 2003
NUMBER OF SECURITIES	267	271	265	263	252
Official market	94	100	109	108	104
Shares	40	39	36	36	33
Bonds	54	61	73	72	71
Free market	173	171	156	155	148
Shares	114	117	103	103	97
Bonds	14	15	19	19	18
Closed-end funds	-	-	4	4	4
Authorised closed-end funds	44	38	29	29	29
Pension coupons	1	1	1	-	-
Short term securities	8	10	10	10	10
	31 Dec 2000	31 Dec 2001	31 Dec 2002	31 Jan 2003	28 Feb 2003
NUMBER OF MEMBERS	34	31	27	27	27

C) TURNOVER

C1) TURNOVER BY SECURITIES ON OFFICIAL MARKET IN FEBRUARY 2003

1. Shares

Issue	Total (in SIT)	Total (in EUR)	Block trades (in SIT)	Cross trades (in SIT)	Share in total turnover on official market	Share in turnover of shares	Volume in pieces	Number of bargains
Total shares	7,105,127,358	30,721,686	1,459,972,675	1,297,248,153	48.38%	100.00%	736,341	5,850
Common shares	7,103,434,158	30,714,365	1,459,972,675	1,295,560,753	48.37%	99.98%	736,048	5,844
1 KRKA	1,380,016,702	5,966,786	0	242,157,565	9.40%	19.42%	33,292	1,106
2 KOLINSKA	1,221,876,695	5,284,574	703,492,900	373,498,439	8.32%	17.20%	226,018	167
3 MERCATOR	1,067,224,024	4,613,869	200,110,000	341,190,097	7.27%	15.02%	44,776	547
4 PETROL	991,496,109	4,287,202	61,500,000	91,336,029	6.75%	13.95%	24,189	925
5 PIVOVARNA LAŠKO	610,176,960	2,638,197	364,833,275	27,063,695	4.15%	8.59%	91,308	347
6 GORENJE	439,121,026	1,898,539	0	29,408,429	2.99%	6.18%	102,381	641
7 MERKUR	255,461,546	1,104,875	0	37,017,360	1.74%	3.60%	10,068	240
8 INTEREUROPA	155,742,907	673,434	0	29,840,052	1.06%	2.19%	29,260	171
9 LUKA KOPER	143,736,693	621,443	30,039,000	19,123,124	0.98%	2.02%	31,532	206
10 SAVA	139,348,069	602,518	0	32,121,366	0.95%	1.96%	5,123	221
11 DELO	132,507,257	573,161	0	3,084,630	0.90%	1.86%	4,819	108
12 MLINOTEST	106,445,011	460,066	99,997,500	401,940	0.72%	1.50%	53,590	26
13 ISTRABENZ	66,268,485	286,521	0	10,239,931	0.45%	0.93%	9,169	209
14 ŽITO	62,614,825	270,724	0	3,443,732	0.43%	0.88%	1,776	195
15 SALUS - SERIJA B	57,748,278	249,512	0	9,139,453	0.39%	0.81%	628	29
16 DELO PRODAJA	56,961,308	246,154	0	0	0.39%	0.80%	10,234	26
17 ŽIVILA KRANJ	34,986,543	151,279	0	9,925,675	0.24%	0.49%	2,356	126
18 DROGA PORTOROŽ	31,525,750	136,282	0	4,396,503	0.21%	0.44%	358	54
19 TERME 3000	27,589,493	119,265	0	9,387,502	0.19%	0.39%	13,118	117
20 AERODROM	19,701,714	85,127	0	3,332,287	0.13%	0.28%	4,543	49
21 RADENSKA	18,636,126	80,583	0	2,385,144	0.13%	0.26%	12,491	63
22 KOMPAS MTS	16,829,543	72,760	0	874,020	0.11%	0.24%	12,965	51
23 TERME ČATEŽ IMENSKE	15,978,114	69,080	0	2,571,045	0.11%	0.22%	563	33
24 PIVOVARNA UNION	13,090,036	56,607	0	7,074,019	0.09%	0.18%	146	26
25 ETOL	10,012,548	43,287	0	1,187,606	0.07%	0.14%	270	33
26 EMONA OBALA KOPER	9,576,379	41,407	0	600,100	0.07%	0.13%	5,637	28
27 GEODETSKI ZAVOD SLOVENIJE	8,765,870	37,908	0	3,546,644	0.06%	0.12%	3,947	20
28 GRADB. PODJETJE GROSUPLJE	4,239,224	18,323	0	215,111	0.03%	0.06%	695	61
29 BANKA KOPER	3,539,472	15,296	0	792,804	0.02%	0.05%	67	12
30 COMET	2,166,000	9,363	0	155,000	0.01%	0.03%	715	5
31 TEHNOUNION	42,240	183	0	42,240	0.00%	0.00%	4	1
32 NIKA	9,211	40	0	9,211	0.00%	0.00%	10	1
Preferred shares	1,693,200	7,321	0	1,687,400	0.01%	0.02%	293	6
1 PROBANKA IMENSKE	1,693,200	7,321	0	1,687,400	0.01%	0.02%	293	6

2. Bonds

Issue	Total (in SIT)	Total EUR	(in Block trades (in SIT)	Cross trades (in SIT)	Share in total turnover on official market	Share in turnover of bonds	Volume in pieces	Number of bargains
Total bonds	7,580,375,209	32,772,382	5,149,058,139	980,242,786	51.62%	100.00%	1,515,730	1,966
1 REPUBLIKA SLOVENIJA 35 th issue	1,997,258,296	8,634,582	1,638,430,315	252,676,981	8.81%	17.50%	189,342	31
2 REPUBLIKA SLOVENIJA 39 th issue	967,866,759	4,184,696	30,065,500	221,647,772	6.56%	13.02%	1,014,365	1,598
3 REPUBLIKA SLOVENIJA 38 th issue	885,066,965	3,826,478	732,696,806	126,405,291	4.84%	9.62%	35,485	34
4 REPUBLIKA SLOVENIJA 28 th issue	879,636,470	3,803,223	718,260,300	6,588,210	4.78%	9.50%	84,720	16
5 REPUBLIKA SLOVENIJA 41 st issue	489,537,068	2,118,068	337,993,885	46,357,983	3.67%	7.28%	46,777	14
6 SL. ZADR. KMET. BANKA 3 rd issue	399,301,873	1,724,490	399,087,134	214,739	2.53%	5.02%	37,070	2
7 ABANKA 5 th issue	318,655,151	1,377,119	289,539,543	25,018,440	2.22%	4.41%	13,373	9
8 ABANKA 6 th issue	235,065,514	1,016,117	225,406,296	9,659,219	2.12%	4.22%	10,013	4
9 ABANKA 3 rd issue	211,111,406	913,325	66,109,352	3,548,415	1.96%	3.90%	9,103	12
10 REPUBLIKA SLOVENIJA 48 th issue	182,469,438	788,527	151,390,178	6,141,053	1.80%	3.58%	7,838	27
11 REPUBLIKA SLOVENIJA 26 th issue	172,326,662	745,553	144,422,701	15,112,960	1.47%	2.92%	7,158	23
12 REPUBLIKA SLOVENIJA 25 th issue	148,117,015	640,289	104,830,000	42,740,915	1.47%	2.91%	14,201	8
13 REPUBLIKA SLOVENIJA 29 th issue	100,551,483	434,521	86,462,595	4,720,682	1.30%	2.59%	4,122	23
14 REPUBLIKA SLOVENIJA 32 nd issue	92,425,533	399,379	92,425,533	0	1.11%	2.20%	3,782	1
15 REPUBLIKA SLOVENIJA 43 rd issue	87,625,801	378,766	30,393,000	44,761,651	0.79%	1.56%	8,536	12
16 REPUBLIKA SLOVENIJA 37 th issue	82,112,187	354,720	41,028,000	302,187	0.76%	1.51%	7,839	5
17 REPUBLIKA SLOVENIJA 21 st issue	77,684,968	336,171	0	38,646,659	0.69%	1.36%	9,381	13
18 SL. ZADR. KMET. BANKA	61,193,185	264,710	60,517,001	676,184	0.58%	1.16%	2,164	3
19 REPUBLIKA SLOVENIJA 40 th issue	27,521,000	118,973	0	24,377,180	0.54%	1.07%	2,644	5
20 STANOVANJSKI SKLAD 2 nd issue	26,609,759	115,050	0	26,189,887	0.51%	1.00%	254	16
21 REPUBLIKA SLOVENIJA 33 rd issue	25,206,348	108,905	0	0	0.37%	0.74%	150	3
22 REPUBLIKA SLOVENIJA 27 th issue	23,565,130	101,863	0	22,690,087	0.33%	0.66%	2,198	20
23 SLOVENSKA RAZVOJNA DRUŽBA	15,529,221	67,126	0	7,185,090	0.23%	0.47%	132	15
24 REPUBLIKA SLOVENIJA 34 th issue	11,707,500	50,659	0	8,925,000	0.18%	0.36%	1,115	2
25 REPUBLIKA SLOVENIJA 15 th issue, I series	11,589,359	50,120	0	0	0.15%	0.30%	60	7
26 REPUBLIKA SLOVENIJA 19 th issue	10,109,740	43,723	0	9,848,740	0.13%	0.26%	1,005	4
27 REPUBLIKA SLOVENIJA 24 th issue	9,566,400	41,393	0	9,546,300	0.10%	0.20%	947	9
28 REPUBLIKA SLOVENIJA 49 th issue	7,983,606	34,530	0	7,450,685	0.09%	0.18%	91	4
29 STANOVANJSKI SKLAD RS 1 st issue	6,055,538	26,157	0	5,572,122	0.07%	0.13%	820	3
30 REPUBLIKA SLOVENIJA 20 th issue	2,929,200	12,656	0	2,929,200	0.04%	0.09%	290	4
31 BTC HIPOTEKARNE	1,966,321	8,500	0	141,736	0.04%	0.08%	208	5
32 ABANKA 4 th issue	1,814,251	7,839	0	1,814,251	0.04%	0.07%	77	3
33 BANKA VIPA 5 th issue	1,408,744	6,085	0	1,408,744	0.02%	0.04%	44	2
34 BANKA VIPA 4 th issue	1,405,269	6,074	0	1,405,269	0.01%	0.02%	41	3
35 REPUBLIKA SLOVENIJA 13 th issue	1,310,516	5,665	0	952,027	0.01%	0.01%	11	4
36 REPUBLIKA SLOVENIJA 22 nd issue	1,217,845	5,264	0	1,217,845	0.00%	0.01%	117	3
37 BANKA VIPA 3 rd issue	925,977	4,001	0	925,977	0.00%	0.01%	35	1
38 REPUBLIKA SLOVENIJA 14 th issue	741,458	3,206	0	0	0.00%	0.01%	70	2
39 NLB 2 nd issue, A series	524,137	2,265	0	524,137	0.00%	0.00%	4	2
40 REPUBLIKA SLOVENIJA 10 th issue	514,859	2,226	0	514,859	0.00%	0.00%	65	2
41 BANKA VIPA 6 th issue	487,563	2,106	0	0	0.00%	0.00%	12	1
42 PROBANKA 2 nd issue	407,503	1,761	0	407,503	0.00%	0.00%	34	1
43 SKB OBVEZNICE 4 th issue, A series	311,430	1,346	0	311,430	0.00%	0.00%	3	1
44 SKB OBVEZNICE 3 rd issue	309,467	1,337	0	309,467	0.00%	0.00%	13	1
45 REPUBLIKA SLOVENIJA 18 th issue	210,145	909	0	0	0.00%	0.00%	9	1
46 HOTELI BERNARDIN	199,671	863	0	199,671	0.00%	0.00%	2	1
47 NLB 2 nd issue, B series	116,117	503	0	116,117	0.00%	0.00%	1	1
48 BANKA ZASAVJE 2 nd issue	59,102	256	0	0	0.00%	0.00%	1	1
49 BANKA VIPA 2 nd issue	38,819	168	0	38,819	0.00%	0.00%	2	2
50 REPUBLIKA SLOVENIJA 31 st issue	21,302	92	0	21,302	0.00%	0.00%	2	1
51 PROBANKA 1 st issue	6,138	27	0	0	0.00%	0.00%	4	1
52 BANKA CELJE 3 rd issue	0	0	0	0	0.00%	0.00%	0	0
53 BANKA CELJE 4 th issue	0	0	0	0	0.00%	0.00%	0	0
54 BANKA CELJE 5 th issue	0	0	0	0	0.00%	0.00%	0	0
55 BANKA CELJE 6 th issue, A series	0	0	0	0	0.00%	0.00%	0	0
56 BANKA CELJE 6 th issue, B series	0	0	0	0	0.00%	0.00%	0	0
57 BANKA VIPA 7 th issue	0	0	0	0	0.00%	0.00%	0	0
58 NFD INVESTICIJSKO SVETOVANJE	0	0	0	0	0.00%	0.00%	0	0
59 NLB 3 rd issue	0	0	0	0	0.00%	0.00%	0	0
60 NOVA KBM 1 st issue	0	0	0	0	0.00%	0.00%	0	0
61 NOVA KBM 2 nd issue	0	0	0	0	0.00%	0.00%	0	0
62 NOVA KBM 3 rd issue, A series	0	0	0	0	0.00%	0.00%	0	0
63 NOVA KBM 3 rd issue, B series	0	0	0	0	0.00%	0.00%	0	0
64 REPUBLIKA SLOVENIJA 16 th issue	0	0	0	0	0.00%	0.00%	0	0
65 REPUBLIKA SLOVENIJA 17 th issue	0	0	0	0	0.00%	0.00%	0	0
66 REPUBLIKA SLOVENIJA 23 rd issue	0	0	0	0	0.00%	0.00%	0	0
67 REPUBLIKA SLOVENIJA 36 th issue	0	0	0	0	0.00%	0.00%	0	0
68 REPUBLIKA SLOVENIJA 42 nd issue	0	0	0	0	0.00%	0.00%	0	0
69 REPUBLIKA SLOVENIJA 44 th issue	0	0	0	0	0.00%	0.00%	0	0
70 REPUBLIKA SLOVENIJA 45 th issue	0	0	0	0	0.00%	0.00%	0	0
71 REPUBLIKA SLOVENIJA 8 th issue	0	0	0	0	0.00%	0.00%	0	0
72 RS08 TAX FREE BOND	0	0	0	0	0.00%	0.00%	0	0
73 SKB OBVEZNICE 4 th issue, B series	0	0	0	0	0.00%	0.00%	0	0
Total official market	14,685,502,567	63,494,068	6,609,030,814	2,277,490,939	100.00%	-	2,252,071	7,816

C2) TURNOVER BY SECURITIES ON FREE MARKET IN FEBRUARY 2003

1. Shares (1)

Issue	Total (in SIT)	Total (in EUR)	Block trades (in SIT)	Cross trades (in SIT)	Share in total turnover on free market	Share in turnover of shares	Volume in pieces	Number of bargains
Shares	2,770,161,900	11,977,067	1,423,603,956	368,285,705	23.68%	100.00%	924,581	4,677
Common shares	2,738,154,890	11,838,692	1,423,603,956	359,450,454	23.41%	98.84%	919,203	4,343
1 HELIOS	954,865,586	4,129,373	676,882,000	112,389,214	8.16%	34.47%	8,956	94
2 KD GROUP, finančna družba	278,320,015	1,202,176	254,550,435	11,595,080	2.38%	10.05%	5,998	21
3 INFOND HOLDING	215,462,876	932,061	115,022,859	23,177,115	1.84%	7.78%	308,557	1,105
4 HOTELI PALACE	212,478,994	918,994	209,039,550	378,004	1.82%	7.67%	107,338	25
5 MESNA INDUSTRIJA PRIMORSKE	203,363,431	879,487	0	49,294,152	1.74%	7.34%	76,062	238
6 SVILANIT	90,055,212	389,256	90,032,112	0	0.77%	3.25%	63,603	2
7 CINKARNA	77,301,797	334,072	0	47,704,120	0.66%	2.79%	2,811	56
8 TOSAMA	73,493,967	318,017	38,025,000	3,616,191	0.63%	2.65%	3,863	106
9 KD HOLDING	60,227,537	260,401	0	23,059,152	0.51%	2.17%	8,248	556
10 JUTEKS	53,884,840	232,992	0	6,704,279	0.46%	1.95%	2,258	68
11 LESNINA	52,465,027	226,659	0	109,001	0.45%	1.89%	487	26
12 LIP BLEĐ	40,940,948	176,946	0	11,624,393	0.35%	1.48%	42,686	113
13 TOVARNA SLADKORJA ORMOŽ	40,052,000	173,027	40,052,000	0	0.34%	1.45%	11,780	1
14 POM-INVEST	38,562,862	166,692	0	13,102,207	0.33%	1.39%	73,537	483
15 AVTO CELJE	29,432,567	127,137	0	0	0.25%	1.06%	16,962	11
16 INTEGRAL JESENICE	27,763,299	119,923	0	10,285,806	0.24%	1.00%	14,537	45
17 SATURNUS EMBALAŽA	23,332,125	100,828	0	1,394,816	0.20%	0.84%	770	49
18 PINUS RAČE	22,496,430	97,328	0	1,920,010	0.19%	0.81%	918	21
19 MODRA LINIJA HOLDING	17,372,134	75,105	0	5,246,362	0.15%	0.63%	18,875	239
20 VELANA	16,534,469	71,474	0	5,291,690	0.14%	0.60%	24,684	74
21 NIKO ŽELEZNIKI	13,964,516	60,408	0	2,005,900	0.12%	0.50%	607	16
22 LIV POSTOJNA	13,929,609	60,177	0	1,316,592	0.12%	0.50%	833	25
23 JAVOR PIVKA	12,367,432	53,459	0	1,571,358	0.11%	0.45%	12,368	44
24 MELAMIN	10,800,412	46,681	0	1,814,242	0.09%	0.39%	2,019	37
25 SLOVENIJALES	10,381,399	44,875	0	2,669,116	0.09%	0.37%	1,018	36
26 TEKSTINA	10,367,969	44,835	0	3,767,247	0.09%	0.37%	11,354	24
27 MEDALJON	9,622,080	41,613	0	904,980	0.08%	0.35%	5,648	25
28 FRUCTAL	8,075,696	34,915	0	2,244,870	0.07%	0.29%	3,164	36
29 GOZDNO GOSPODARSTVO BLEĐ	7,943,123	34,334	0	1,834,072	0.07%	0.29%	5,000	23
30 GRAND HOTEL UNION	7,891,101	34,115	0	2,383,401	0.07%	0.28%	3,153	17
31 DZS	7,632,090	32,981	0	360,810	0.07%	0.28%	1,712	20
32 CETIS	7,559,367	32,672	0	312,132	0.06%	0.27%	275	25
33 ALPETOUR POTOVALNA AGENCIJA	7,345,217	31,764	0	2,953,067	0.06%	0.27%	2,965	35
34 JATA EMONA	7,107,681	30,737	0	948,015	0.06%	0.26%	7,825	30
35 KEMA PUCONCI	6,897,625	29,824	0	0	0.06%	0.25%	1,719	8
36 MITOL	6,877,028	29,739	0	760,000	0.06%	0.25%	1,762	6
37 INLES RIBNICA	5,753,181	24,866	0	17,056	0.05%	0.21%	8,959	12
38 BELINKA HOLDING	5,463,320	23,616	0	428,805	0.05%	0.20%	1,680	18
39 PLAMA - PUR	4,188,982	18,094	0	0	0.04%	0.15%	1,126	10
40 ETRA 33	4,106,740	17,749	0	311,120	0.04%	0.15%	131	5
41 IMP KLIMAT	3,662,820	15,832	0	2,664,900	0.03%	0.13%	2,261	8
42 COLOR	3,441,893	14,875	0	0	0.03%	0.12%	1,502	26
43 FINIRA	3,280,900	14,187	0	223,584	0.03%	0.12%	12,575	145
44 AGROKOMBINAT MARIBOR	3,031,052	13,098	0	427,546	0.03%	0.11%	2,593	26
45 NAMA	2,729,800	11,802	0	0	0.02%	0.10%	1,962	8
46 KRONA HOLDING	2,265,727	9,798	0	0	0.02%	0.08%	6,311	37
47 GORENJSKI TISK	2,002,560	8,658	0	228,480	0.02%	0.07%	564	6
48 KRUH-PECIVO	1,372,869	5,934	0	0	0.01%	0.05%	1,180	6
49 MARINA PORTOROŽ	1,314,061	5,677	0	0	0.01%	0.05%	140	2
50 DANA	1,312,203	5,672	0	826,959	0.01%	0.05%	921	21
51 INTERTRADE ITS	1,310,385	5,664	0	350,700	0.01%	0.05%	1,308	16
52 PULSAR HOLDING	1,294,001	5,597	0	0	0.01%	0.05%	2,630	18
53 JADRAN	1,242,422	5,372	0	262,422	0.01%	0.04%	254	3
54 SATURNUS AVTOOPREMA	1,209,642	5,231	0	0	0.01%	0.04%	252	3
55 FOND INVEST	1,170,466	5,061	0	58,161	0.01%	0.04%	1,046	106
56 CAPITA	1,162,700	5,028	0	0	0.01%	0.04%	1,661	5
57 AVTOPREVOZNIŠTVO IN SERVISI	1,000,046	4,325	0	237,481	0.01%	0.04%	5,229	7
58 MURALES	999,812	4,325	0	0	0.01%	0.04%	554	6
59 LIZ INŽENIRING	958,901	4,145	0	0	0.01%	0.03%	663	6
60 MEDVEŠEK PUŠNIK	829,526	3,583	0	0	0.01%	0.03%	55	7
61 HIDROTEHNIK	787,948	3,405	0	94,583	0.01%	0.03%	506	7
62 EGOLES ŠKOFJA LOKA	688,121	2,973	0	0	0.01%	0.02%	619	4
63 RTC KRVAVEC IMENSKE	561,400	2,428	0	0	0.00%	0.02%	401	4
64 KLASJE	521,077	2,252	0	6,400	0.00%	0.02%	1,301	6
65 INTERTRADE ITA	378,306	1,634	0	0	0.00%	0.01%	39	3
66 ELMO	361,798	1,564	0	180,400	0.00%	0.01%	690	3
67 ŽELEZARNA RAVNE - MONTER DRAVOGRAD	350,375	1,516	0	0	0.00%	0.01%	411	3
68 SIVENT	335,646	1,453	0	12,355	0.00%	0.01%	978	21
69 TOPPLICE DOBRNA	310,200	1,341	0	0	0.00%	0.01%	174	3
70 ŽITO INTES	295,712	1,277	0	21,513	0.00%	0.01%	648	6

1. Shares (2)

		Total (in SIT)	Total (in EUR)	Block trades (in SIT)	Cross trades (in SIT)	Share in total turnover on free market	Share in turnover of shares	Volume in pieces	Number of bargains
71	IMP ČRPALKE	225,328	974	0	8,822	0.00%	0.01%	281	13
72	LESNINA EMMI	142,973	618	0	110,765	0.00%	0.01%	213	2
73	ZDRAVILIŠČE ROGAŠKA	140,196	606	0	102,020	0.00%	0.01%	960	7
74	GOZDNO GOSPODARSTVO POSTOJNA	130,000	561	0	0	0.00%	0.00%	130	1
75	ZASAVSKI RAČUNSKI CENTER	119,975	519	0	105,385	0.00%	0.00%	394	4
76	INTARA	96,000	415	0	0	0.00%	0.00%	16	1
77	SVILA	91,920	397	0	0	0.00%	0.00%	1,365	3
78	MK TISKARNA	88,430	382	0	0	0.00%	0.00%	37	1
79	SWATY	86,429	374	0	0	0.00%	0.00%	9	1
80	GEA TOVARNA OLJA	73,383	317	0	0	0.00%	0.00%	61	1
81	SIJAJ HRASTNIK	63,600	275	0	0	0.00%	0.00%	53	1
82	CREINA	33,603	145	0	33,603	0.00%	0.00%	8	1
83	DADAS	0	0	0	0	0.00%	0.00%	0	0
84	TUS KO-SI	0	0	0	0	0.00%	0.00%	0	0
85	GEA COLLEGE	0	0	0	0	0.00%	0.00%	0	0
86	MLAJ	0	0	0	0	0.00%	0.00%	0	0
87	UNITAS	0	0	0	0	0.00%	0.00%	0	0
88	UNIT-AS NEPREMIČNINE	0	0	0	0	0.00%	0.00%	0	0
89	OLJARICA	0	0	0	0	0.00%	0.00%	0	0
90	UPIMO GROUP	0	0	0	0	0.00%	0.00%	0	0
91	SAVINJA MOZIRJE	0	0	0	0	0.00%	0.00%	0	0
92	JELEN	0	0	0	0	0.00%	0.00%	0	0
93	RAZVOJNA DRUŽBA	0	0	0	0	0.00%	0.00%	0	0
94	KOMPAS HOTELI KG	0	0	0	0	0.00%	0.00%	0	0
95	KOŠAKI TMI MARIBOR	0	0	0	0	0.00%	0.00%	0	0
96	GRAD PRESTRANEK	0	0	0	0	0.00%	0.00%	0	0
97	VALKARTON	0	0	0	0	0.00%	0.00%	0	0
98	GRADIS GP	0	0	0	0	0.00%	0.00%	0	0
99	HIPOTEKARNA BANKA	0	0	0	0	0.00%	0.00%	0	0
100	GORIŠKE OPEKARNE	0	0	0	0	0.00%	0.00%	0	0
	Preferred shares	32,007,010	138,375	0	8,835,251	0.27%	1.16%	5,378	334
1	KD HOLDING	31,980,260	138,259	0	8,835,251	0.27%	1.15%	5,328	332
2	ZDRAVILIŠČE ROGAŠKA	26,750	116	0	0	0.00%	0.00%	50	2
3	HIPOTEKARNA BANKA	0	0	0	0	0.00%	0.00%	0	0
4	PRIMOFIN	0	0	0	0	0.00%	0.00%	0	0

2. Bonds

Issue	Total (in SIT)	Total (in EUR)	Block trades (in SIT)	Cross trades (in SIT)	Share in total turnover on free market	Share in turnover of bonds	Volume in pieces	Number of bargains
Bonds	2,080,499,702	8,993,402	466,764,788	476,604,118	17.79%	100.00%	174,046	514
1 SLOV. ODŠKODNINSKA DRUŽBA 2 nd issue	2,000,711,862	8,648,418	466,764,788	397,632,522	16.10%	73.54%	170,394	503
2 PROBANKA 4 th issue	50,755,519	219,500	0	50,755,519	2.28%	10.43%	2,195	2
3 NLB 7 th issue	21,930,000	94,770	0	21,930,000	2.17%	9.89%	215	1
4 BORZNA DRUŽBA POTEZA 2 nd issue	3,628,634	15,703	0	3,628,634	1.26%	5.74%	250	1
5 STANOVANJSKI SKLAD 3 rd issue	2,495,523	10,784	0	2,495,523	0.08%	0.38%	25	1
6 NAMA 1 st issue	978,164	4,227	0	161,920	0.00%	0.01%	967	6
7 AUTOCOMMERCE 1 st issue	0	0	0	0	0.00%	0.00%	0	0
8 BANKA KOPER 3 rd issue	0	0	0	0	0.00%	0.00%	0	0
9 BANKA KOPER 4 th issue	0	0	0	0	0.00%	0.00%	0	0
10 KD INVESTMENTS 1 st issue	0	0	0	0	0.00%	0.00%	0	0
11 NLB 8 th issue	0	0	0	0	0.00%	0.00%	0	0
12 POŠTNA BANKA SLOVENIJE 2 nd issue	0	0	0	0	0.00%	0.00%	0	0
13 POŠTNA BANKA SLOVENIJE 3 rd issue	0	0	0	0	0.00%	0.00%	0	0
14 PROBANKA 5 th issue	0	0	0	0	0.00%	0.00%	0	0
15 SI.MOBIL 1 st issue	0	0	0	0	0.00%	0.00%	0	0
16 SIP STROJNA INDUSTRIJA 1 st issue, A series	0	0	0	0	0.00%	0.00%	0	0
17 SIP STROJNA INDUSTRIJA 1 st issue, B series	0	0	0	0	0.00%	0.00%	0	0
18 UBK KONVERTIBILNE	0	0	0	0	0.00%	0.00%	0	0
19 VIPA	0	0	0	0	0.00%	0.00%	0	0
Total free market (shares and bonds)	4,850,661,602	20,970,469	1,890,368,744	844,889,823	41.47%	-	1,098,627	5,191

3. Investment funds

Issue	Total (in SIT)	Total (in EUR)	Block trades (in SIT)	Cross trades (in SIT)	Share in total turnover on free market	Share in turnover of investment funds	Volume in pieces	Number of bargains
Total investment funds	6,846,549,065	29,602,391	3,896,406,741	614,493,395	58.53%	100.00%	68,234,469	17,959
1 Closed-end funds	3,218,326,430	13,916,526	2,129,889,629	129,140,793	27.51%	47.01%	17,109,013	4,753
2 Authorised closed-end funds	3,628,222,635	15,685,865	1,766,517,112	485,352,602	31.02%	52.99%	51,125,456	13,206

3.1. Closed-end funds

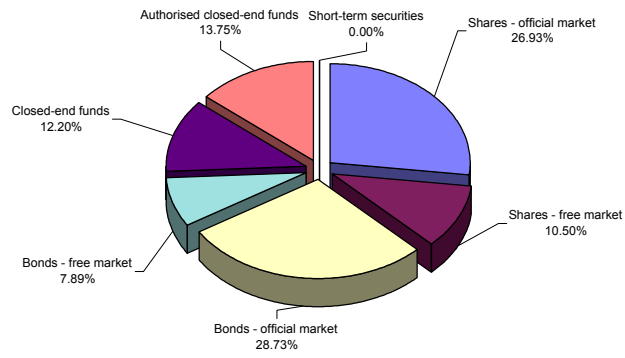
Issue	Total (in SIT)	Total (in EUR)	Block trades (in SIT)	Cross trades (in SIT)	Share in total turnover on free market	Share in turnover of closed-end funds	Volume in pieces	Number of bargains
Total closed-end funds	3,218,326,430	13,916,526	2,129,889,629	129,140,793	27.51%	100.00%	17,109,013	4,753
1 TRIGLAV STEBER 1	2,700,384,997	11,677,111	2,129,889,629	72,489,009	23.09%	83.91%	14,853,771	1,314
2 NFD 1	235,045,351	1,016,211	0	32,057,347	2.01%	7.30%	1,211,637	1,257
3 INFOND ID	152,526,669	659,525	0	11,472,795	1.30%	4.74%	77,572	1,079
4 KD ID	130,369,413	563,679	0	13,121,642	1.11%	4.05%	966,033	1,103

3.2. Authorised closed-end funds

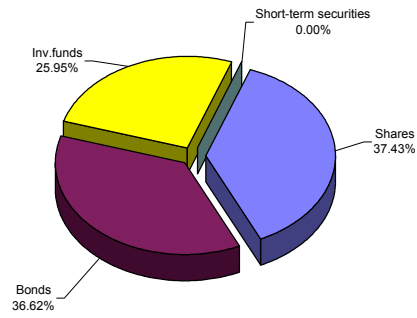
Issue	Total (in SIT)	Total (in EUR)	Block trades (in SIT)	Cross trades (in SIT)	Share in total turnover on free market	Share in turnover of auth. closed-end funds	Volume in pieces	Number of bargains
Total authorised closed-end funds	3,628,222,635	15,685,865	1,766,517,112	485,352,602	31.02%	100.00%	51,125,456	13,206
1 MAKSIMA 1	1,022,205,079	4,417,606	805,500,000	91,116,441	31.02%	28.17%	11,265,763	1,131
2 ZVON ENA	541,119,676	2,340,844	301,911,964	59,284,281	8.74%	14.91%	5,238,313	975
3 TRIGLAV STEBER II	400,335,595	1,731,321	227,500,000	39,795,216	4.63%	11.03%	8,525,661	933
4 ZLATA MONETA II	310,644,087	1,341,944	276,493,182	1,750,387	3.42%	8.56%	6,961,197	608
5 ZLATA MONETA 1	252,232,888	1,090,605	0	29,958,887	2.66%	6.95%	1,386,567	868
6 ATENA PID	173,502,655	750,366	65,000,070	34,304,468	2.16%	4.78%	2,118,309	736
7 NFD 2	140,261,480	606,437	0	11,567,700	1.48%	3.87%	2,934,869	1,782
8 KRONA SENIOR	133,062,225	575,371	0	15,225,951	1.20%	3.67%	1,480,927	575
9 POMURSKA INV. DRUŽBA 1	128,452,190	555,349	0	34,340,614	1.20%	3.54%	577,969	381
10 PID VIPA INVEST	92,354,563	399,278	0	75,559,613	1.10%	2.55%	1,015,620	360
11 POOBLAŠČENA POMURSKA INV. DRUŽBA	84,748,304	366,372	53,273,000	6,572,078	0.79%	2.34%	2,044,656	450
12 INFOND PID	64,096,210	277,287	36,838,896	2,437,648	0.72%	1.77%	1,764,355	955
13 ARKADA ENA	63,064,651	272,697	0	32,785,548	0.55%	1.74%	931,568	264
14 ZVON DVA	47,383,001	204,829	0	7,177,823	0.54%	1.31%	1,265,615	867
15 MODRA LINIJA	41,384,242	178,927	0	15,840,779	0.41%	1.14%	263,928	237
16 PID KD	36,383,626	157,308	0	8,268,220	0.35%	1.00%	938,184	847
17 VIZIJA DPB	25,945,530	112,177	0	10,413,260	0.31%	0.72%	399,162	168
18 TRDNJAVA	11,501,341	49,716	0	571,649	0.22%	0.32%	361,844	97
19 SETEV	10,465,273	45,241	0	582,082	0.10%	0.29%	302,269	126
20 TRDNJAVA I	9,745,274	42,119	0	627,231	0.09%	0.27%	287,284	62
21 KS-sklad 2	6,940,382	30,006	0	1,265,930	0.08%	0.19%	173,280	94
22 MERCATA	6,379,873	27,586	0	722,374	0.06%	0.18%	166,691	141
23 NIKA 1	6,136,111	26,530	0	654,550	0.05%	0.17%	174,080	86
24 NIKA	5,746,422	24,849	0	1,541,342	0.05%	0.16%	147,959	72
25 MERCATA 1	4,457,562	19,273	0	272,526	0.05%	0.12%	117,938	141
26 PID AKTIVA AVANT I	3,859,224	16,685	0	1,880,096	0.04%	0.11%	102,224	113
27 KS - SKLAD 4	2,548,943	11,019	0	444,486	0.03%	0.07%	75,719	64
28 CAPINVEST 2	2,032,435	8,789	0	266,240	0.02%	0.06%	58,375	25
29 NIKA 2	1,233,793	5,334	0	125,182	0.02%	0.03%	45,130	48

Short-term securities	0	0	0	0	0.00%	-	0	0
Total free market	11,697,210,667	50,572,860	5,786,775,485	1,459,383,218	100.00%	-	69,333,096	23,150
Total turnover in February 2003	26,382,713,234	114,066,928	12,395,806,299	3,736,874,157	-	-	71,585,167	30,966

Structure of turnover by securities in February 2003



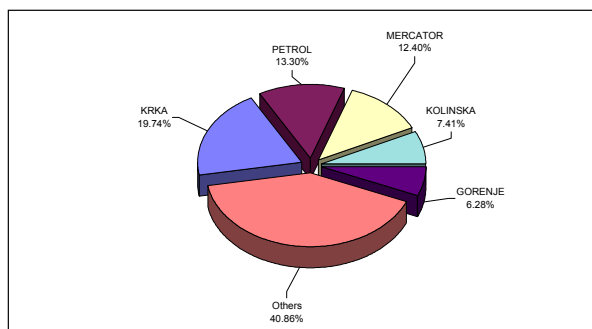
Structure of turnover by securities - all markets - February 2003



C3) MOST TRADED SECURITIES IN FEBRUARY 2003

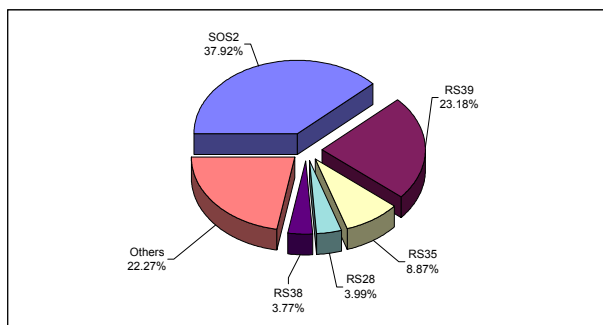
MOST TRADED SHARES

Issuer	Turnover (in SIT) - order book trades only	Market capitalisation as of 28 February 2003 (in SIT)	Number of bargains - order book trades only
KRKA	1,380,016,702 SIT	142,802,300,033 SIT	1,106
PETROL	929,996,109 SIT	81,683,858,176 SIT	924
MERCATOR	867,114,024 SIT	75,055,346,926 SIT	544
KOLINSKA	518,383,795 SIT	16,193,685,184 SIT	166
GORENJE	439,121,026 SIT	50,827,030,000 SIT	641
Others	2,857,080,971 SIT	675,518,846,039 SIT	7,127
Total	6,991,712,627 SIT	1,042,081,066,357 SIT	10,508



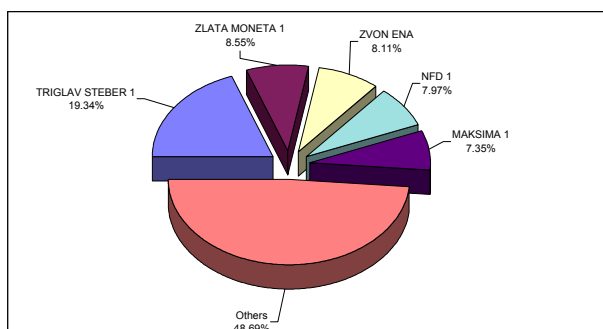
MOST TRADED BONDS

Issue	Turnover (in SIT) - order book trades only	Market capitalisation as of 28 February 2003 (in SIT)	Number of bargains - order book trades only
SLOVENSKA ODŠKODNINSKA DRUŽBA 2 nd issue	1,533,947,074 SIT	123,874,215,976 SIT	497
REPUBLIKA SLOVENIJA 39 th issue	937,801,259 SIT	28,593,000,000 SIT	1,597
REPUBLIKA SLOVENIJA 35 th issue	358,827,981 SIT	14,868,000,000 SIT	14
REPUBLIKA SLOVENIJA 28 th issue	161,376,170 SIT	10,816,050,000 SIT	11
REPUBLIKA SLOVENIJA 38 th issue	152,370,159 SIT	25,194,805,120 SIT	24
Others	900,729,341 SIT	468,160,080,304 SIT	276
Total	4,045,051,984 SIT	671,506,151,400 SIT	2,419



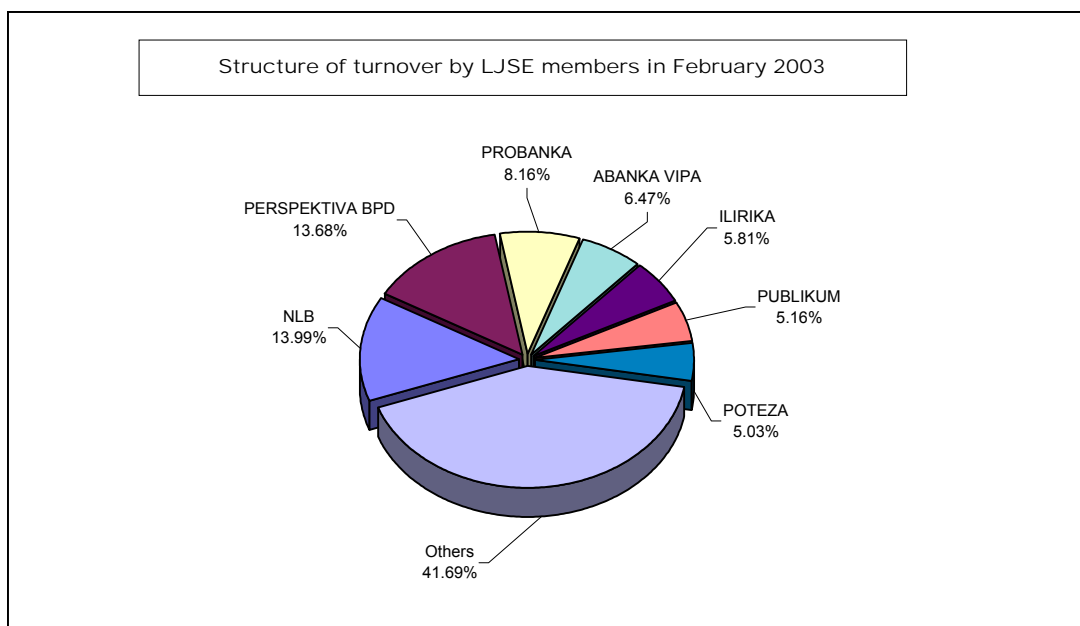
MOST TRADED INVESTMENT FUNDS

Closed-end funds or Authorised closed-end funds	Turnover (in SIT) - order book trades only	Market capitalisation as of 28 February 2003 (in SIT)	Number of bargains - order book trades only
TRIGLAV STEBER 1	570,495,368 SIT	32,335,152,923 SIT	1,307
ZLATA MONETA 1	252,232,888 SIT	12,131,055,236 SIT	868
ZVON ENA	239,207,712 SIT	18,502,361,676 SIT	974
NFD 1	235,045,351 SIT	29,851,877,770 SIT	1,257
MAKSIMA 1	216,705,079 SIT	19,212,188,829 SIT	1,129
Others	1,436,455,926 SIT	123,463,110,362 SIT	12,407
Total	2,950,142,324 SIT	235,495,746,796 SIT	17,942



C4) TURNOVER BY LJSE MEMBERS IN FEBRUARY 2003

Member	Official market (in SIT)	Free market (in SIT)	Total (in SIT)	Share in turnover
1 NLB	4,432,130,506 SIT	2,951,471,143 SIT	7,383,601,649 SIT	13.99%
2 PERSPEKTIVA BPD	6,793,008,439 SIT	426,219,183 SIT	7,219,227,622 SIT	13.68%
3 PROBANKA	644,305,869 SIT	3,660,500,260 SIT	4,304,806,129 SIT	8.16%
4 ABANKA VIPA	2,062,796,771 SIT	1,351,801,224 SIT	3,414,597,995 SIT	6.47%
5 ILIRIKA	2,104,864,041 SIT	960,063,444 SIT	3,064,927,485 SIT	5.81%
6 PUBLIKUM	1,618,442,339 SIT	1,106,356,937 SIT	2,724,799,276 SIT	5.16%
7 POTEZA	1,136,192,300 SIT	1,518,267,917 SIT	2,654,460,217 SIT	5.03%
8 FACTOR BANKA	364,666,561 SIT	2,067,531,411 SIT	2,432,197,972 SIT	4.61%
9 PM&A BPD	1,592,870,503 SIT	736,928,682 SIT	2,329,799,185 SIT	4.42%
10 MEDVEŠEK PUŠNIK	1,354,917,205 SIT	541,483,114 SIT	1,896,400,319 SIT	3.59%
11 MARIBORSKA BPH	397,538,971 SIT	1,338,577,861 SIT	1,736,116,832 SIT	3.29%
12 SKB BANKA	1,563,055,890 SIT	149,757,500 SIT	1,712,813,390 SIT	3.25%
13 AC - BORZNO POSREDNIŠKA HIŠA	721,664,441 SIT	911,570,147 SIT	1,633,234,588 SIT	3.10%
14 BANKA KOPER	564,808,702 SIT	966,379,798 SIT	1,531,188,500 SIT	2.90%
15 RAIFFEISEN KREKOVA BANKA	384,713,753 SIT	760,372,446 SIT	1,145,086,199 SIT	2.17%
16 ZADRUŽNA BANKA	386,611,316 SIT	672,700,299 SIT	1,059,311,615 SIT	2.01%
17 CELJSKA BORZNO-POSREDNIŠKA HIŠA	534,565,636 SIT	447,028,577 SIT	981,594,213 SIT	1.86%
18 GBD GORENJSKA BORZNO POSREDNIŠKA DRUŽBA	410,891,841 SIT	535,710,132 SIT	946,601,973 SIT	1.79%
19 ARGONOS BPH	314,613,371 SIT	557,458,538 SIT	872,071,909 SIT	1.65%
20 BANK AUSTRIA CREDITANSTALT	677,464,816 SIT	115,693,607 SIT	793,158,423 SIT	1.50%
21 MOJA DELNICA BPH	386,868,090 SIT	265,724,571 SIT	652,592,661 SIT	1.24%
22 CERTIUS BPH	174,569,006 SIT	437,821,922 SIT	612,390,928 SIT	1.16%
23 PFC INTERFIN	332,433,777 SIT	228,676,870 SIT	561,110,647 SIT	1.06%
24 COGITO BIS B.H.	199,298,644 SIT	341,623,745 SIT	540,922,389 SIT	1.03%
25 VERITAS BH	177,959,503 SIT	213,924,608 SIT	391,884,111 SIT	0.74%
26 B P H	31,789,413 SIT	94,069,220 SIT	125,858,633 SIT	0.24%
27 GORENJSKA BANKA	7,963,422 SIT	36,708,173 SIT	44,671,595 SIT	0.08%
Total	29,371,005,126 SIT	23,394,421,329 SIT	52,765,426,455 SIT	100.00%



C5) TURNOVER IN YEARS 2002 AND 2003

MONTHLY TURNOVER ON OFFICIAL MARKET

Year 2002	Number of trading days	Turnover (in SIT)		average	Number of bargains	
		per month	average per day	per bargain	per month	average per day
February	19	17,550,952,342	923,734,334	2,439,326	7,195	379
March	21	22,519,454,300	1,072,354,967	1,881,482	11,969	570
April	21	27,541,116,228	1,311,481,725	1,924,068	14,314	682
May	20	25,381,807,237	1,269,090,362	1,984,504	12,790	640
June	19	19,791,779,374	1,041,672,599	2,211,125	8,951	471
July	23	31,589,908,982	1,373,474,304	3,492,141	9,046	393
August	21	29,086,116,707	1,385,053,177	2,377,288	12,235	583
September	21	26,795,304,876	1,275,966,899	1,859,881	14,407	686
October	22	31,821,503,554	1,446,431,980	2,291,625	13,886	631
November	20	25,402,933,277	1,270,146,664	1,697,149	14,968	748
December	19	41,787,952,840	2,199,365,939	3,645,464	11,463	603
TOTAL	247	322,660,119,936			146,013	
AVERAGE 2002	20.58	26,888,343,328	1,306,316,275	2,209,804	12,168	591
Year 2003						
January	20	31,218,935,077	1,560,946,754	3,147,387	9,919	496
February	20	14,685,502,567	734,275,128	1,878,903	7,816	391
TOTAL	40	45,904,437,644			17,735	
AVERAGE 2003	20.00	22,952,218,822	1,147,610,941	2,588,353	8,868	443

MONTHLY TURNOVER ON FREE MARKET *

Year 2002	Number of trading days	Turnover (in SIT)		average	Number of bargains	
		per month	average per day	per bargain	per month	average per day
February	19	13,109,093,513	689,952,290	533,584	24,568	1,293
March	21	14,804,700,956	704,985,760	501,446	29,524	1,406
April	21	13,376,800,464	636,990,498	491,650	27,208	1,296
May	20	10,600,088,172	530,004,409	434,163	24,415	1,221
June	19	11,496,974,652	605,103,929	599,113	19,190	1,010
July	23	8,561,384,159	372,234,094	455,417	18,799	817
August	21	9,073,745,435	432,083,116	609,426	14,889	709
September	21	14,737,526,110	701,786,958	789,581	18,665	889
October	22	20,786,909,622	944,859,528	626,451	33,182	1,508
November	20	14,931,082,803	746,554,140	498,218	29,969	1,498
December	19	20,256,196,959	1,066,115,629	418,551	48,396	2,547
TOTAL	247	158,380,716,772			306,792	
AVERAGE 2002	20.58	13,198,393,064	641,217,477	516,248	25,566	1,242
Year 2003						
January	20	10,280,770,873	514,038,544	541,977	18,969	948
February	20	11,697,210,667	584,860,533	505,279	23,150	1,158
TOTAL	40	21,977,981,540			42,119	
AVERAGE 2003	20.00	10,988,990,770	549,449,539	521,807	21,060	1,053

* Includes the turnover of shares, bonds, inv.funds, short-term securities and pension coupons (excluded on 1 Jan 2003)

MONTHLY TURNOVER ON ALL MARKETS

Year 2002	Number of trading days	Turnover (in SIT)		average	Number of bargains	
		per month	average per day	per bargain	per month	average per day
February	19	30,660,045,855	1,613,686,624	965,276	31,763	1,672
March	21	37,324,155,256	1,777,340,726	899,529	41,493	1,976
April	21	40,917,916,692	1,948,472,223	985,451	41,522	1,977
May	20	35,981,895,409	1,799,094,770	967,125	37,205	1,860
June	19	31,288,754,026	1,646,776,528	1,111,857	28,141	1,481
July	23	40,151,293,141	1,745,708,397	1,441,957	27,845	1,211
August	21	38,159,862,142	1,817,136,292	1,406,867	27,124	1,292
September	21	41,532,830,986	1,977,753,856	1,255,831	33,072	1,575
October	22	52,608,413,176	2,391,291,508	1,117,711	47,068	2,138
November	20	40,334,016,080	2,016,700,804	897,568	44,937	2,247
December	19	62,044,149,799	3,265,481,568	1,036,505	59,859	3,150
TOTAL	247	481,040,836,708			452,805	
AVERAGE 2002	20.58	40,086,736,392	1,947,533,752	1,062,358	37,734	1,833
Year 2003						
January	20	41,499,705,950	2,074,985,298	1,436,572	28,888	1,444
February	20	26,382,713,234	1,319,135,662	851,990	30,966	1,548
TOTAL	40	67,882,419,184			59,854	
AVERAGE 2003	20.00	41,499,705,950	1,697,060,480	1,134,133	29,927	1,496

TURNOVER BY SECURITIES ON ALL MARKETS OF LJUBLJANA STOCK EXCHANGE IN YEARS 2003 - 1990

Total turnover and number of bargains

Year	Number of trading days	Turnover (in SIT)		average	Number of bargains	
		per year	average per day	per bargain	per year	average per day
2003	40	67,882,419,184	1,697,060,480	1,134,133	59,854	1,496
2002	247	481,040,836,708	1,947,533,752	1,062,358	452,805	1,833
2001	247	348,643,571,200	1,411,512,434	1,088,977	320,157	1,296
2000	249	269,617,104,598	1,082,799,617	679,818	396,602	1,593
1999	254	265,671,058,734	1,045,949,050	594,292	447,038	1,760
1998	252	173,374,959,032	687,995,869	729,680	237,604	943
1997	249	108,296,251,892	434,924,706	771,594	140,354	564
1996	240	87,004,346,423	362,518,110	662,875	131,253	547
1995	247	88,098,296,414	356,673,265	722,573	121,923	494
1994	252	112,830,429,696	447,739,800	1,078,252	104,642	415
1993	251	87,387,724,215	348,158,264	1,808,072	48,332	193
1992	106	22,710,966,299	214,254,399	3,678,485	6,174	58
1991	98	1,674,875,622	17,090,568	531,707	3,150	32
1990	62	13,545,000	218,468	52,096	260	4

Average turnover and number of bargains

Year	Turnover (in SIT)			Number of bargains	
	per month	per day	per bargain	per month	per day
2003	33,941,209,592	1,697,060,480	1,134,133	29,927	1,496
2002	40,086,736,392	1,947,533,752	1,062,358	37,734	1,833
2001	29,053,630,933	1,411,512,434	1,088,977	26,680	1,296
2000	22,468,092,050	1,082,799,617	679,818	33,050	1,593
1999	22,139,254,895	1,045,949,050	594,292	37,253	1,760
1998	14,447,913,253	687,995,869	729,680	19,800	943
1997	9,024,687,658	434,924,706	771,594	11,696	564
1996	7,250,362,202	362,518,110	662,875	10,938	547
1995	7,341,524,701	356,673,265	722,573	10,160	494
1994	9,402,535,808	447,739,800	1,078,252	8,720	415
1993	7,282,310,351	348,158,264	1,808,072	4,028	193
1992	1,892,580,525	214,254,399	3,678,485	515	58
1991	139,572,969	17,090,568	531,707	263	32
1990	1,128,750	218,468	52,096	22	4

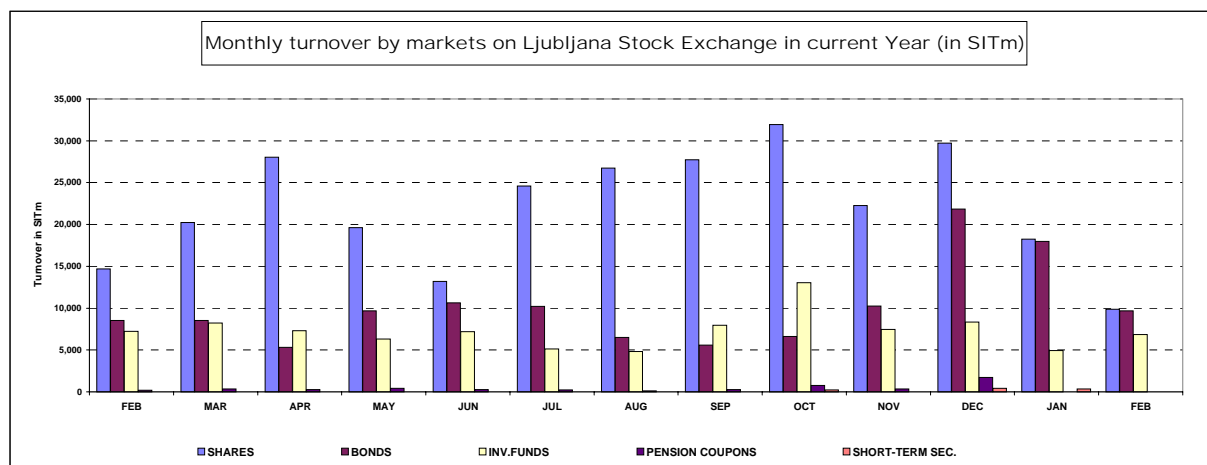
STRUCTURE OF TURNOVER

MONTHLY TURNOVER BY MARKETS ON LJUBLJANA STOCK EXCHANGE IN CURRENT YEAR (in SIT)

YEAR 2002	OFFICIAL MARKET		FREE MARKET		CLOSED-END FUNDS	AUTHORISED CLOSED-END FUNDS	PENSION COUPONS	SHORT-TERM SECURITIES	TOTAL
	SHARES	BONDS	SHARES	BONDS					
February	11,323,889,104	6,227,063,238	3,360,542,952	2,306,401,914	-	7,239,288,099	202,860,548	0	30,660,045,855
March	15,957,290,362	6,562,163,938	4,284,968,742	1,954,953,429	-	8,220,585,061	344,193,724	0	37,324,155,256
April	24,326,522,540	3,214,593,688	3,700,246,073	2,091,962,539	-	7,312,735,020	271,856,831	0	40,917,916,691
May	17,218,620,600	8,163,186,637	2,390,529,855	1,499,206,805	-	6,305,661,711	404,689,801	0	35,981,895,409
June	10,921,241,382	8,870,537,992	2,278,918,076	1,765,347,941	-	7,179,898,819	272,809,817	0	31,288,754,027
July	22,626,904,234	8,963,004,748	1,959,080,370	1,237,270,328	-	5,143,662,175	221,371,286	0	40,151,293,141
August	24,631,497,229	4,454,619,478	2,116,942,661	2,035,100,357	2,292,541,631	2,514,027,040	115,133,745	0	38,159,862,141
September	25,008,605,663	1,786,699,213	2,718,403,776	3,787,321,789	4,143,623,856	3,822,754,306	265,422,383	0	41,532,830,986
October	26,926,761,883	4,894,741,671	5,022,780,647	1,739,044,477	7,703,798,067	5,337,682,913	749,120,697	234,482,821	52,608,413,176
November	17,686,683,796	7,716,249,481	4,580,412,535	2,526,434,583	3,955,737,883	3,520,267,848	348,229,954	0	40,334,016,080
December	23,298,004,818	18,489,948,022	6,410,455,131	3,351,798,096	3,030,024,834	5,302,275,946	1,734,265,589	427,377,363	62,044,149,799
Total 2002	237,887,493,308	84,772,626,628	40,950,115,213	25,798,593,581	21,125,726,271	64,614,277,243	5,230,144,279	661,860,184	481,040,836,707
YEAR 2003									
January	15,501,985,498	15,716,949,579	2,750,697,153	2,250,925,976	1,822,652,590	3,108,385,154	excluded 3 Jan 2003	348,110,000	41,499,705,950
February	7,105,127,358	7,580,375,209	2,770,161,900	2,080,499,702	3,218,326,430	3,628,222,635	-	0	26,382,713,234
TOTAL 2003	22,607,112,856	23,297,324,788	5,520,859,053	4,331,425,678	5,040,979,020	6,736,607,789	-	348,110,000	67,882,419,184

MONTHLY TURNOVER BY SECURITIES ON LJUBLJANA STOCK EXCHANGE IN CURRENT YEAR (in SIT)

YEAR 2002	SHARES	BONDS	INVESTMENT FUNDS	PENSION COUPONS	SHORT-TERM SECURITIES	TOTAL
February	14,684,432,056	8,533,465,152	7,239,288,099	202,860,548	0	30,660,045,855
March	20,242,259,104	8,517,117,367	8,220,585,061	344,193,724	0	37,324,155,256
April	28,026,768,613	5,306,556,227	7,312,735,020	271,856,831	0	40,917,916,691
May	19,609,150,455	9,662,393,442	6,305,661,711	404,689,801	0	35,981,895,409
June	13,200,159,458	10,635,885,933	7,179,898,819	272,809,817	0	31,288,754,027
July	24,585,984,604	10,200,275,076	5,143,662,175	221,371,286	0	40,151,293,141
August	26,748,439,890	6,489,719,835	4,806,568,671	115,133,745	0	38,159,862,141
September	27,727,009,439	5,574,021,002	7,966,378,162	265,422,383	0	41,532,830,986
October	31,949,542,530	6,633,786,148	13,041,480,980	749,120,697	234,482,821	52,608,413,176
November	22,267,096,331	10,242,684,064	7,476,005,731	348,229,954	0	40,334,016,080
December	29,708,459,949	21,841,746,118	8,332,300,780	1,734,265,589	427,377,363	62,044,149,799
Total 2002	278,837,608,521	110,571,220,209	85,740,003,514	5,230,144,279	661,860,184	481,040,836,707
YEAR 2003						
January	18,252,682,651	17,967,875,555	4,931,037,744	-	348,110,000	41,499,705,950
February	9,875,289,258	9,660,874,911	6,846,549,065	-	0	26,382,713,234
TOTAL 2003	28,127,971,909	27,628,750,466	11,777,586,809	0	348,110,000	67,882,419,184



D) MARKET CAPITALISATION

MARKET CAPITALISATION - OFFICIAL MARKET (in SIT)

	28 Feb 2002	31 Dec 2002	31 Jan 2003	28 Feb 2003	Index 28 Feb 2003 / 31 Jan 2002	Index 28 Feb 2003 / 31 Dec 2002	Index 28 Feb 2003 / 28 Feb 2002	Share
SHARES	699,767,694,519	1,010,570,041,658	999,265,267,024	813,164,810,860	81	80	116	60.96%
Banks	58,678,046,682	33,896,698,650	31,998,044,868	30,350,121,031	95	90	52	3.73%
Companies	641,089,647,838	976,673,343,008	967,267,222,156	782,814,689,829	81	80	122	96.27%
BONDS	343,351,538,479	542,643,632,999	522,539,755,908	520,714,929,673	100	96	152	39.04%
State	284,575,253,283	487,019,103,209	467,095,282,941	465,319,210,664	100	96	164	89.36%
Banks	50,784,153,338	47,711,720,325	47,739,795,251	47,907,581,886	100	100	94	9.20%
Companies	7,992,131,858	7,912,809,466	7,704,677,717	7,488,137,123	97	95	94	1.44%
TOTAL	1,043,119,232,998	1,553,213,674,657	1,521,805,022,933	1,333,879,740,533	88	86	128	100.00%

MARKET CAPITALISATION - FREE MARKET (in SIT)

	28 Feb 2002	31 Dec 2002	31 Jan 2003	28 Feb 2003	Index 28 Feb 2003 / 31 Jan 2002	Index 28 Feb 2003 / 31 Dec 2002	Index 28 Feb 2003 / 28 Feb 2002	Share
SHARES	173,579,609,312	222,537,194,239	233,273,857,371	228,916,255,497	98	103	132	37.21%
Banks	1,517,700,000	1,517,700,000	1,517,700,000	-	-	-	-	-
Companies	172,061,909,312	221,019,494,239	231,756,157,371	228,916,255,497	99	104	133	100.00%
BONDS	78,411,055,315	148,095,012,559	149,988,949,825	150,791,221,727	101	102	192	24.51%
State	68,134,775,409	123,062,417,619	124,732,651,516	125,847,258,408	101	102	185	83.46%
Communities	22,992,648	-	-	-	-	-	-	-
Banks	4,726,840,793	19,058,543,599	19,265,464,186	19,284,163,113	100	101	408	12.79%
Companies	5,526,446,465	5,974,051,341	5,990,834,123	5,659,800,206	94	95	102	3.75%
PENSION COUPONS	6,903,666,280	6,549,976,331	-	-	-	-	-	-
CLOSED-END FUNDS	-	94,139,829,652	94,549,910,507	89,170,121,253	94	95	-	14.49%
AUTH. CLOSED-END FUNDS	179,232,746,952	149,671,335,336	151,291,884,699	146,325,625,543	97	98	82	23.78%
TOTAL *	438,127,077,859	526,853,518,465	629,104,602,403	615,203,224,020	98	117	140	100.00%
TOTAL SHARES	873,347,303,832	1,233,107,235,897	1,232,539,124,396	1,042,081,066,357	85	85	119	53.47%
TOTAL BONDS	421,762,593,794	690,738,645,559	672,528,705,733	671,506,151,400	100	97	159	34.45%
PENSION COUPONS	6,903,666,280	6,549,976,331	-	-	-	-	-	-
INVESTMENT FUNDS	179,232,746,952	243,811,164,988	245,841,795,207	235,495,746,796	96	97	131	12.08%
TOTAL CAPITALISATION ON LJSE *	1,481,246,310,858	2,174,207,022,774	2,150,909,625,335	1,949,082,964,553	91	90	132	100.00%

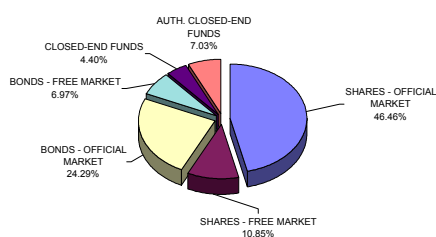
* investment funds are included in market capitalisation

Market capitalisation of all shares traded equalled SIT 1.042.1 billion represented 22.8% of GDP for the year 2001 - or SIT 4,566 billion (at current prices).
Data provided by the Statistical Office of the Republic of Slovenia.

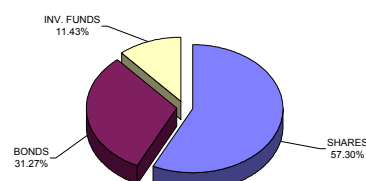
EXCHANGE RATES

1USD=258.1494 SIT as of 28 Feb 2002	1USD=222.0491 SIT as of 30 Dec 2002	1USD=214.8720 SIT as of 31 Jan 2003	1USD=214.0005 SIT as of 28 Feb 2003
1EUR=223.3787 SIT as of 28 Feb 2002	1EUR=230.2205 SIT as of 30 Dec 2002	1EUR=230.9874 SIT as of 31 Jan 2003	1EUR=231.5699 SIT as of 28 Feb 2003

Structure of market capitalisation by markets and by type of securities as of 31 January 2003



Structure of market capitalisation by type of securities as of 31 January 2003



D1) MARKET CAPITALISATION OF SHARES - OFFICIAL MARKET AS OF 28 FEBRUARY 2003

Issue	Number of shares traded	Number of issued shares	Share of traded shares	Price as of 28 Feb 2003	Market capitalisation as of 28 Feb 2003 (in SIT)	Market capitalisation as of 28 Feb 2003 (in EUR)	Market capitalisation as of 28 Feb 2003 (in USD)
Common shares	-	-	-	-	810,764,810,860	3,501,166,649	3,788,611,760
1 KRKA	3,542,612	3,542,612	100.00%	40,310 SIT	142,802,300,033	616,670,388	667,298,908
2 PETROL	2,086,301	2,086,301	100.00%	39,152 SIT	81,683,858,176	352,739,532	381,699,380
3 MERCATOR	3,208,504	3,208,504	100.00%	23,393 SIT	75,055,346,926	324,115,297	350,725,101
4 PIVOVARNA LAŠKO	8,747,652	8,747,652	100.00%	6,401 SIT	55,991,271,109	241,789,935	261,640,842
5 GORENJE	12,200,000	12,200,000	100.00%	4,166 SIT	50,827,030,000	219,488,932	237,508,931
6 SAVA	1,720,987	1,720,987	100.00%	26,465 SIT	45,545,473,498	196,681,320	212,828,818
7 INTEREUROPA	7,902,413	7,902,413	100.00%	5,295 SIT	41,842,881,714	180,692,230	195,527,028
8 PIVOVARNA UNION	451,114	451,114	100.00%	88,002 SIT	39,698,934,228	171,433,914	185,508,605
9 ISTRABENZ	5,180,000	5,180,000	100.00%	6,715 SIT	34,783,285,600	150,206,420	162,538,338
10 LUKA KOPER	7,140,000	7,140,000	100.00%	4,552 SIT	32,499,637,800	140,344,828	151,867,112
11 BANKA KOPER	531,359	531,359	100.00%	52,601 SIT	27,950,121,031	120,698,420	130,607,737
12 DROGA PORTOROŽ	282,768	282,768	100.00%	87,240 SIT	24,668,680,320	106,528,009	115,273,938
13 MERKUR	912,585	912,585	100.00%	23,773 SIT	21,695,275,617	93,687,805	101,379,556
14 TERME ČATEŽ	674,971	674,971	100.00%	27,488 SIT	18,553,913,335	80,122,301	86,700,327
15 DELO	667,464	667,464	100.00%	25,560 SIT	17,060,379,840	73,672,700	79,721,215
16 KOLINSKA	3,166,992	3,169,525	99.92%	5,113 SIT	16,193,685,184	69,930,009	75,671,249
17 SALUS	134,980	134,980	100.00%	91,899 SIT	12,404,529,720	53,567,107	57,964,957
18 ŽITO	348,765	348,765	100.00%	34,514 SIT	12,037,160,118	51,980,677	56,248,280
19 ETOL	274,576	274,576	100.00%	37,300 SIT	10,241,684,800	44,227,185	47,858,228
20 AERODROM	1,936,229	1,936,229	100.00%	4,400 SIT	8,519,407,600	36,789,788	39,810,223
21 RADENSKA	5,061,856	5,061,856	100.00%	1,440 SIT	7,289,072,640	31,476,771	34,061,008
22 TERME 3000	2,861,843	2,861,843	100.00%	1,904 SIT	5,449,263,875	23,531,832	25,463,790
23 COMET	1,700,688	1,700,688	100.00%	3,000 SIT	5,102,064,000	22,032,501	23,841,365
24 MLINOTEST	2,389,177	2,389,177	100.00%	1,950 SIT	4,658,895,150	20,118,742	21,770,487
25 ŽIVILA KRANJ	319,997	319,997	100.00%	14,253 SIT	4,560,917,241	19,695,639	21,312,648
26 KOMPAS MTS	3,526,714	3,526,714	100.00%	1,251 SIT	4,411,919,214	19,052,214	20,616,397
27 DELO PRODAJA	593,549	593,549	100.00%	5,400 SIT	3,205,164,600	13,841,024	14,977,370
28 EMONA OBALA KOPER	1,741,456	1,741,456	100.00%	1,692 SIT	2,946,543,552	12,724,208	13,768,863
29 GRADB.PODJETJE GROSUPLJE	199,411	199,411	100.00%	6,000 SIT	1,196,466,000	5,166,760	5,590,950
30 TEHNOUNION	84,005	84,005	100.00%	10,560 SIT	887,092,800	3,830,778	4,145,284
31 GEODETSKI ZAVOD SLOVENIJE	379,820	379,820	100.00%	2,187 SIT	830,590,376	3,586,780	3,881,254
32 NIKA	186,695	186,695	100.00%	921 SIT	171,964,765	742,604	803,572
Preferred shares	-	-	-	-	2,400,000,000	10,364,041	11,214,927
1 PROBANKA	400,000	400,000	100.00%	6,000 SIT	2,400,000,000	10,364,041	11,214,927
TOTAL SHARES	-	-	-	-	813,164,810,860	3,511,530,691	3,799,826,687

EXCHANGE RATES	1 USD=	214.0005 SIT as of 28 Feb 2003
	1 EUR=	231.5699 SIT as of 28 Feb 2003

MARKET CAPITALISATION OF SHARES - FREE MARKET AS OF 28 FEBRUARY 2003

Issue	Number of shares traded	Number of issued shares	Share of traded shares	Price as of 28 Feb 2003	Market capitalisation as of 28 Feb 2003 (in SIT)	Market capitalisation as of 28 Feb 2003 (in EUR)	Market capitalisation as of 28 Feb 2003 (in USD)
Common shares	-	-	-	-	227,293,572,171	7,576,452	853,162
1 HELIOS	219,861	219,861	100.00%	104,501 SIT	22,975,696,560	765,857	86,241
2 CINKARNA	812,477	814,626	99.74%	27,656 SIT	22,469,855,787	748,995	84,342
3 JUTEKS	641,432	641,432	100.00%	23,509 SIT	15,079,533,931	502,651	56,602
4 KD GROUP, finančna družba	186,436	186,436	100.00%	60,000 SIT	11,186,160,000	372,872	41,988
5 INFOND HOLDING	16,833,414	16,833,414	100.00%	624 SIT	10,505,060,341	350,169	39,431
6 BELINKA HOLDING	2,702,532	2,702,532	100.00%	3,300 SIT	8,918,355,600	297,279	33,476
7 LESNINA	76,495	76,495	100.00%	107,000 SIT	8,184,965,000	272,832	30,723
8 KD HOLDING	924,969	924,969	100.00%	7,100 SIT	6,567,363,147	218,912	24,651
9 FRUCTAL	2,504,151	2,505,613	99.94%	2,535 SIT	6,348,223,117	211,607	23,829
10 DZS	1,429,368	1,686,384	84.76%	4,400 SIT	6,289,219,200	209,641	23,607
11 VALKARTON	852,097	852,156	99.99%	6,900 SIT	5,879,469,300	195,982	22,069
12 TOSAMA	295,670	295,670	100.00%	18,300 SIT	5,410,761,000	180,359	20,310
13 CETIS	200,000	220,642	90.64%	26,957 SIT	5,391,428,000	179,714	20,237
14 GRAND HOTEL UNION	1,814,613	1,814,613	100.00%	2,504 SIT	4,543,065,107	151,436	17,053
15 MESNA INDUSTRIJA PRIMORSKE	1,478,742	1,478,742	100.00%	2,711 SIT	4,008,455,514	133,615	15,046
16 NAMA	2,861,310	2,861,310	100.00%	1,307 SIT	3,740,189,980	124,673	14,039
17 HOTELI PALACE	2,346,102	2,346,102	100.00%	1,500 SIT	3,519,153,000	117,305	13,209
18 PINUS RAČE	133,383	133,383	100.00%	25,300 SIT	3,374,589,900	112,486	12,667
19 GORENJSKI TISK	960,176	1,070,328	89.71%	3,350 SIT	3,216,589,600	107,220	12,074
20 MITOL	770,509	770,509	100.00%	3,995 SIT	3,078,491,659	102,616	11,555
21 MEDALJON	1,734,000	1,734,000	100.00%	1,748 SIT	3,031,032,000	101,034	11,377
22 MARINA PORTOROŽ	313,932	313,932	100.00%	9,400 SIT	2,950,960,800	98,365	11,077
23 JATA EMONA	3,197,534	3,197,534	100.00%	902 SIT	2,883,440,235	96,115	10,823
24 SWATY	288,940	288,940	100.00%	9,603 SIT	2,774,748,608	92,492	10,415
25 SLOVENIJALES	273,604	273,604	100.00%	10,000 SIT	2,736,067,360	91,202	10,270
26 MELAMIN	466,489	466,489	100.00%	5,830 SIT	2,719,630,870	90,654	10,208
27 LIV POSTOJNA	161,600	161,600	100.00%	16,450 SIT	2,658,320,000	88,611	9,978
28 SATURNUS EMBALAŽA	84,064	85,929	97.83%	30,974 SIT	2,603,830,280	86,794	9,774
29 PLAMA - PUR	686,798	686,798	100.00%	3,706 SIT	2,544,943,725	84,831	9,553
30 SATURNUS AVTOOPREMA	483,061	647,122	74.65%	4,800 SIT	2,318,789,412	77,293	8,704
31 COLOR	950,391	950,391	100.00%	2,410 SIT	2,290,831,970	76,361	8,599
32 LIP BLEED	2,155,899	2,155,899	100.00%	973 SIT	2,098,013,112	69,934	7,875
33 MODRA LINIJA HOLDING	1,882,991	1,882,991	100.00%	917 SIT	1,726,834,556	57,561	6,482
34 ETRA	45,423	45,423	100.00%	31,500 SIT	1,430,824,500	47,694	5,371
35 INTERTRADE ITS	1,260,000	1,260,000	100.00%	1,002 SIT	1,262,520,000	42,084	4,739
36 TOPLICE DOBRNA	682,010	692,542	98.48%	1,800 SIT	1,227,618,000	40,921	4,608
37 MEDVEŠEK PUŠNIK	80,000	80,000	100.00%	15,082 SIT	1,206,583,200	40,219	4,529
38 ŽITO INTES	2,518,194	2,518,194	100.00%	451 SIT	1,135,705,494	37,857	4,263
39 POM-INVEST	2,241,983	2,241,983	100.00%	505 SIT	1,132,425,613	37,748	4,251
40 JADRAN	226,334	226,334	100.00%	4,854 SIT	1,098,647,869	36,622	4,124
41 JAVOR PIVKA	1,194,700	1,194,700	100.00%	851 SIT	1,016,689,700	33,890	3,816
42 TEKSTINA	1,127,293	1,503,057	75.00%	900 SIT	1,014,563,700	33,819	3,808
43 TOVARNA SLADKORJA ORMOŽ	497,163	497,163	100.00%	2,000 SIT	994,326,000	33,144	3,732
44 GORIŠKE OPEKARNE	392,725	523,634	75.00%	2,500 SIT	981,812,500	32,727	3,685
45 VELANA	1,409,645	1,409,645	100.00%	678 SIT	955,372,802	31,846	3,586
46 KEMA PUCONCI	217,346	217,346	100.00%	4,000 SIT	869,399,214	28,980	3,263
47 KOMPAS HOTELI KG	162,700	162,700	100.00%	5,330 SIT	867,191,000	28,906	3,255
48 NIKO ŽELEZNIKI	35,875	35,875	100.00%	23,000 SIT	825,125,000	27,504	3,097
49 GEA TOVARNA OLJA	660,348	846,600	78.00%	1,203 SIT	794,398,644	26,480	2,982
50 GOZDNO GOSPODARSTVO BLEED	489,520	611,900	80.00%	1,575 SIT	770,994,000	25,700	2,894
51 KRUH-PECIVO	654,040	654,040	100.00%	1,161 SIT	759,209,632	25,307	2,850
52 GOZDNO GOSPODARSTVO POSTOJNA	686,273	686,273	100.00%	1,000 SIT	686,273,000	22,876	2,576
53 INTERTRADE ITA	69,531	69,531	100.00%	9,700 SIT	674,464,606	22,482	2,532
54 OLJARICA	70,404	70,404	100.00%	8,872 SIT	624,656,674	20,822	2,345
55 AVTO CELJE	418,077	418,077	100.00%	1,451 SIT	606,462,496	20,215	2,276
56 INTARA	101,000	101,000	100.00%	6,000 SIT	606,000,000	20,200	2,275
57 MURALES	322,045	322,045	100.00%	1,804 SIT	580,969,180	19,366	2,181
58 HIDROTEHNIK	384,472	384,472	100.00%	1,501 SIT	577,092,472	19,236	2,166
59 IMP KLIMAT	353,900	353,900	100.00%	1,620 SIT	573,318,000	19,111	2,152
60 ALPETOUR POTOVALNA AGENCIJA	263,042	263,042	100.00%	2,150 SIT	565,540,300	18,851	2,123
61 FINIRA	2,179,206	2,179,206	100.00%	252 SIT	550,162,347	18,339	2,065

Issue	Number of shares traded	Number of issued shares	Share of traded shares	Price as of 28 Feb 2003	Market capitalisation as of 28 Feb 2003 (in SIT)	Market capitalisation as of 28 Feb 2003 (in EUR)	Market capitalisation as of 28 Feb 2003 (in USD)
62 KOŠAKI TMI MARIBOR	43,236	43,236	100.00%	12,500 SIT	540,451,729	18,015	2,029
63 INTEGRAL JESENICE	243,784	256,556	95.02%	2,000 SIT	487,568,000	16,252	1,830
64 AGROKOMBINAT MARIBOR	403,808	499,291	80.88%	1,200 SIT	484,569,600	16,152	1,819
65 LESNINA EMMI	684,037	714,827	95.69%	671 SIT	458,988,827	15,300	1,723
66 DANA	356,128	404,231	88.10%	1,280 SIT	455,879,453	15,196	1,711
67 KRONA HOLDING	1,287,121	1,287,121	100.00%	351 SIT	451,908,183	15,064	1,696
68 PULSAR HOLDING	939,319	939,319	100.00%	480 SIT	450,534,965	15,018	1,691
69 SVILANIT	408,487	410,407	99.53%	1,100 SIT	449,335,700	14,978	1,687
70 TUS KO-SI	229,456	229,456	100.00%	1,790 SIT	410,726,240	13,691	1,542
71 UNITAS	145,115	173,377	83.70%	2,500 SIT	362,787,500	12,093	1,362
72 ELMO	708,000	708,000	100.00%	501 SIT	354,778,800	11,826	1,332
73 KLASJE	835,600	835,600	100.00%	400 SIT	334,240,000	11,141	1,255
74 RTC KRVAVEC IMENSKO	205,734	205,734	100.00%	1,400 SIT	288,027,600	9,601	1,081
75 EGOLES ŠKOFJA LOKA	258,300	258,300	100.00%	1,106 SIT	285,705,630	9,524	1,072
76 LIZ INŽENIRING	188,677	235,846	80.00%	1,500 SIT	283,015,500	9,434	1,062
77 INLES RIBNICA	609,005	609,005	100.00%	451 SIT	274,904,857	9,163	1,032
78 IMP ČRPALKE	333,034	333,034	100.00%	802 SIT	267,093,268	8,903	1,003
79 GRADIS GP	304,750	304,750	100.00%	850 SIT	259,037,500	8,635	972
80 MK TISKARNA	103,954	103,954	100.00%	2,390 SIT	248,450,060	8,282	933
81 ŽELEZARNA RAVNE - MONTER DRAVOGRAD	275,835	444,100	62.11%	858 SIT	236,649,880	7,888	888
82 FOND INVEST	258,586	258,586	100.00%	900 SIT	232,727,400	7,758	874
83 CAPITA	315,963	315,963	100.00%	700 SIT	221,174,100	7,372	830
84 CREINA	48,594	48,594	100.00%	4,200 SIT	204,114,238	6,804	766
85 UNIT-AS NEPREMIČNINE	173,377	173,377	100.00%	1,000 SIT	173,377,000	5,779	651
86 UPIMO GROUP	215,000	215,000	100.00%	655 SIT	140,825,000	4,694	529
87 ZDRAVILIŠČE ROGAŠKA	898,110	961,898	93.37%	147 SIT	132,022,170	4,401	496
88 SAVINJA MOZIRJE	105,780	105,780	100.00%	1,010 SIT	106,837,800	3,561	401
89 SVILA	1,263,478	1,263,478	100.00%	80 SIT	101,078,240	3,369	379
90 AVTOPREVOZNIŠTVO IN SERVISI	308,696	308,696	100.00%	182 SIT	56,213,542	1,874	211
91 MLAJ	67,062	93,000	72.11%	800 SIT	53,649,600	1,788	201
92 SUJAJ HRASTNIK	26,880	26,880	100.00%	1,200 SIT	32,256,000	1,075	121
93 GEA COLLEGE	147,885	147,885	100.00%	100 SIT	14,788,500	493	56
94 ZASAVSKI RAČUNSKI CENTER	43,466	70,700	61.48%	333 SIT	14,474,178	482	54
95 JELEN	50,849	67,798	75.00%	255 SIT	12,966,495	432	49
Preferred shares	-	-	-	-	1,622,683,326	7,007,315	7,582,615
1 KD HOLDING	266,413	266,413	100.00%	6,002 SIT	1,599,010,826	6,905,089	7,471,996
2 ZDRAVILIŠČE ROGAŠKA	27,850	30,000	92.83%	850 SIT	23,672,500	102,226	110,619
TOTAL SHARES					228,916,255,497	988,540,633	1,069,699,629

EXCHANGE RATES	1 USD=	214.0005 SIT as of 28 Feb 2003
	1 EUR=	231.5699 SIT as of 28 Feb 2003

D2) MARKET CAPITALISATION OF BONDS - OFFICIAL MARKET AS OF 28 FEBRUARY 2003

Issue	Number of issued bonds	Price as of 28 Feb 2003	Principal amt. as of 28 Feb 2003	Currency of denomination	Market capitalisation as of 28 Feb 2003 (in SIT)	Market capitalisation as of 28 Feb 2003 (in EUR)	Market capitalisation as of 28 Feb 2003 (in USD)
1 REPUBLIKA SLOVENIJA 33 rd issue	248.716	142.00	511.29	EUR	41,815,902.620	180,575.725	195,400.958
2 REPUBLIKA SLOVENIJA 10 th issue	5,218.961	101.00	7,441.67	SIT	39,226,163.360	169,392.323	183,299.401
3 REPUBLIKA SLOVENIJA 39 th issue	30,000.000	95.31	1,000.00	SIT	28,593,000.000	123,474.597	133,611.837
4 REPUBLIKA SLOVENIJA 38 th issue	1,000.000	108.80	100.00	EUR	25,194,805.120	108,800.000	117,732.459
5 REPUBLIKA SLOVENIJA 27 th issue	1,700.000	110.00	10,000.00	SIT	18,700,000.000	80,753.155	87,382.973
6 REPUBLIKA SLOVENIJA 37 th issue	1,700.000	105.00	10,000.00	SIT	17,850,000.000	77,082.557	83,411.020
7 REPUBLIKA SLOVENIJA 34 th issue	1,691.000	105.00	10,000.00	SIT	17,755,500.000	76,674.473	82,969.432
8 REPUBLIKA SLOVENIJA 21 th issue	2,000.000	87.00	9,700.00	SIT	16,878,000.000	72,885.120	78,868.975
9 REPUBLIKA SLOVENIJA 43 rd issue	1,560.000	103.51	10,000.00	SIT	16,147,560.000	69,730.824	75,455.712
10 REPUBLIKA SLOVENIJA 40 th issue	1,500.000	104.00	10,000.00	SIT	15,600,000.000	67,366.268	72,897.026
11 REPUBLIKA SLOVENIJA 35 th issue	1,400.000	106.20	10,000.00	SIT	14,868,000.000	64,205.236	69,476.473
12 REPUBLIKA SLOVENIJA 29 th issue	550.000	104.00	100.00	EUR	13,245,798.280	57,200.000	61,896.109
13 REPUBLIKA SLOVENIJA 13 th issue	106.701	101.00	511.29	SIT	12,759,664.940	55,100.706	59,624.463
14 REPUBLIKA SLOVENIJA 41 st issue	1,200.000	105.00	10,000.00	SIT	12,600,000.000	54,411.217	58,878.367
15 REPUBLIKA SLOVENIJA 26 th issue	500.000	104.90	100.00	EUR	12,145,841.255	52,450.000	56,756.135
16 REPUBLIKA SLOVENIJA 45 th issue	1,211.249	100.00	10,000.00	SIT	12,112,490.000	52,305.978	56,600.288
17 REPUBLIKA SLOVENIJA 42 nd issue	1,200.000	100.20	10,000.00	SIT	12,024,000.000	51,923.847	56,186.785
18 REPUBLIKA SLOVENIJA 36 th issue	1,200.000	100.10	10,000.00	SIT	12,012,000.000	51,872.027	56,130.710
19 REPUBLIKA SLOVENIJA 18 th issue	500.000	101.00	100.00	EUR	11,694,279.950	50,500.000	54,646.040
20 REPUBLIKA SLOVENIJA 24 th issue	1,100.000	101.50	10,000.00	SIT	11,165,000.000	48,214.384	52,172.775
21 REPUBLIKA SLOVENIJA 28 th issue	1,050.000	103.01	10,000.00	SIT	10,816,050.000	46,707.495	50,542.172
22 REPUBLIKA SLOVENIJA 23 rd issue	400.000	104.00	100.00	EUR	9,633,307.840	41,600.000	45,015.352
23 REPUBLIKA SLOVENIJA 17 th issue	900.000	102.01	10,000.00	SIT	9,180,900.000	39,646.344	42,901.302
24 REPUBLIKA SLOVENIJA 15 th issue, I series	89.813	100.00	100,000.00	SIT	8,981,300.000	38,784.402	41,968.594
25 REPUBLIKA SLOVENIJA 22 nd issue	800.000	104.00	10,000.00	SIT	8,320,000.000	35,928.676	38,878.414
26 REPUBLIKA SLOVENIJA 25 th issue	800.000	103.01	10,000.00	SIT	8,240,800.000	35,586.663	38,508.321
27 REPUBLIKA SLOVENIJA 49 th issue	78.392	101.00	380.00	EUR	6,967,208.753	30,086.850	32,556.974
28 REPUBLIKA SLOVENIJA 14 th issue	630.400	100.60	10,000.00	SIT	6,341,824.000	27,386.219	29,634.622
29 REPUBLIKA SLOVENIJA 20 th issue	600.000	101.00	10,000.00	SIT	6,060,000.000	26,169.204	28,317.691
30 REPUBLIKA SLOVENIJA 19 th issue	600.000	100.50	10,000.00	SIT	6,030,000.000	26,039.654	28,177.504
31 SLOVENSKA RAZVOJNA DRUŽBA	50.000	99.30	511.29	EUR	5,878,528.928	25,385.549	27,469.697
32 REPUBLIKA SLOVENIJA 32 nd issue	238.655	104.35	100.00	EUR	5,766,935.566	24,903.649	26,948.234
33 NLB 2 nd issue, A series	40.000	103.00	100,000.00	SIT	4,120,000.000	17,791.604	19,252.291
34 SKB OBVEZNIČE 4 th issue, A series	38.182	103.81	100,000.00	SIT	3,963,673.420	17,116.531	18,521.795
35 BTC HIPOTEKARNE	340.000	112.00	36.52	EUR	3,220,399.990	13,906.816	15,048.563
36 ABANKA 6 th issue	135.000	101.01	100.00	EUR	3,157,768.206	13,636.350	14,755.892
37 REPUBLIKA SLOVENIJA 31 st issue	294.768	106.51	10,000.00	SIT	3,139,573.968	13,557.781	14,670.872
38 REPUBLIKA SLOVENIJA 44 th issue	296.493	100.00	10,000.00	SIT	2,964,930.000	12,803.607	13,854.781
39 NLB 3 rd issue	12.000	100.00	1,000.00	EUR	2,778,838.800	12,000.000	12,985.198
40 ABANKA 5 th issue	100.000	103.00	100.00	EUR	2,385,169.970	10,300.000	11,145.628
41 BANKA CELJE 3 rd issue	100.000	102.00	100.00	EUR	2,362,012.980	10,200.000	11,037.418
42 BANKA CELJE 5 th issue	100.000	101.80	100.00	EUR	2,357,381.582	10,180.000	11,015.776
43 ABANKA 4 th issue	100.000	101.00	100.00	EUR	2,338,855.990	10,100.000	10,929.208
44 BANKA CELJE 6 th issue, A series	100.000	100.40	100.00	EUR	2,324,961.796	10,040.000	10,864.282
45 NFD INVESTICIJSKO SVETOVANJE	16.000	104.50	135,740.00	SIT	2,269,572.800	9,800.811	10,605.456
46 NOVA KBM 3 rd issue, A series	20.000	109.50	100,000.00	SIT	2,190,000.000	9,457.188	10,233.621
47 NOVA KBM 2 nd issue	18.000	100.50	500.00	EUR	2,094,549.746	9,045.000	9,787.593
48 NOVA KBM 3 rd issue, B series	18.000	100.00	500.00	EUR	2,084,129.100	9,000.000	9,738.898
49 SL_ZADR_KMET_BANKA 3 rd issue	200.000	103.00	10,000.00	SIT	2,060,000.000	8,895.802	9,626.146
50 HOTELI BERNARDIN	20.000	104.50	412.86	EUR	1,998,164.332	8,628.774	9,337.195
51 STANOVANJSKI SKLAD 2 nd issue	20.000	106.20	92,557.17	SIT	1,965,914.291	8,489.507	9,186.494
52 BANKA CELJE 4 th issue	100.000	100.80	80.02	EUR	1,867,846.519	8,066.016	8,728.234
53 NOVA KBM 1 st issue	15.000	101.00	511.29	EUR	1,793,750.519	7,746.044	8,381.992
54 ABANKA 3 rd issue	70.000	100.00	100.00	EUR	1,620,989.300	7,000.000	7,574.699
55 REPUBLIKA SLOVENIJA 48 th issue	60.000	101.00	100.00	EUR	1,403,313.594	6,060.000	6,557.525
56 SKB OBVEZNIČE 4 th issue, B series	11.818	97.30	500.00	EUR	1,331,401.183	5,749.457	6,221.486
57 NLB 2 nd issue, B series	10.000	100.50	500.00	EUR	1,163,638.748	5,025.000	5,437.552
58 BANKA ZASAVJE 2 nd issue	18.000	100.00	255.85	EUR	1,065,615.209	4,601.700	4,979.499
59 BANKA CELJE 6 th issue, B series	10.000	100.00	100,000.00	SIT	1,000,000.000	4,318.351	4,672.886
60 SKB OBVEZNIČE 3 rd issue	35.000	100.60	102.26	EUR	833,784.700	3,600.575	3,896.181
61 PROBANKA 2 nd issue	60.000	101.30	51.13	EUR	719,645.471	3,107.681	3,362.821
62 REPUBLIKA SLOVENIJA 8 th issue	965.330	98.10	3.25	EUR	712,705.778	3,077.713	3,330.393
63 STANOVANJSKI SKLAD RS 1 st issue	70.965	98.30	32.68	EUR	527,912.422	2,279.711	2,466.875
64 BANKA VIPA 7 th issue	10.000	101.01	200.00	EUR	467,817.512	2,020.200	2,186.058
65 BANKA VIPA 6 th issue	10.000	100.30	175.00	EUR	406,463.067	1,755.250	1,899.356
66 BANKA VIPA 5 th issue	10.000	100.51	137.50	EUR	320,032.496	1,382.013	1,495.475
67 SL_ZADR_KMET_BANKA	10.000	103.70	117.40	EUR	281,921.996	1,217.438	1,317.389
68 BANKA VIPA 4 th issue	8.000	103.00	143.82	EUR	274,428.116	1,185.077	1,282.371
69 BANKA VIPA 3 rd issue	10.000	102.20	111.86	EUR	264,732.840	1,143.209	1,237.066
70 BANKA VIPA 2 nd issue	8.000	105.00	79.90	EUR	155,420.454	671.160	726.262
71 PROBANKA 1 st issue	80.000	101.00	1,519.21	SIT	122,752.168	530.087	573.607
TOTAL					520,714,929,673	2,248,629,592	2,433,241,650

EXCHANGE RATES	1 USD=	214.00 SIT as of 28 Feb 2003
	1 EUR=	231.57 SIT as of 28 Feb 2003

MARKET CAPITALISATION OF BONDS - FREE MARKET AS OF 28 FEBRUARY 2003

Issue	Number of issued bonds	Price as of 28 Feb 2003	Principal amt. as of 28 Feb 2003	Currency of denomination	Market capitalisation as of 28 Feb 2003 (in SIT)	Market capitalisation as of 28 Feb 2003 (in EUR)	Market capitalisation as of 28 Feb 2003 (in USD)
1 SLOV. ODŠKODNINSKA DRUŽBA 2 nd issue	10,500,000	99.64	51.13	EUR	123,874,215,976	534,932,286	578,850,124
2 NLB 7 th issue	62,500	102.00	100,000.00	SIT	6,375,000,000	27,529,485	29,789,650
3 NLB 8 th issue	14,276	100.00	1,000.00	EUR	3,305,891,892	14,276,000	15,448,057
4 AUTOCOMMERCE 1 st issue	22,300	106.20	424.40	EUR	2,327,484,852	10,050,895	10,876,072
5 BANKA KOPER 4 th issue	20,000	100.00	100,000.00	SIT	2,000,000,000	8,636,701	9,345,773
6 STANOVANJSKI SKLAD 3 rd issue	20,000	105.50	93,509.12	SIT	1,973,042,432	8,520,289	9,219,803
7 PROBANKA 5 th issue	78,500	100.01	100.00	EUR	1,818,005,497	7,850,785	8,495,333
8 POŠTNA BANKA SLOVENIJE 3 rd issue	17,955	100.00	100,000.00	SIT	1,795,500,000	7,753,598	8,390,167
9 POŠTNA BANKA SLOVENIJE 2 nd issue	15,000	112.00	100,000.00	SIT	1,680,000,000	7,254,829	7,850,449
10 PROBANKA 4 th issue	50,000	100.00	100.00	EUR	1,157,849,500	5,000,000	5,410,499
11 KD INVESTMENTS 1 st issue	80,000	102.51	51.13	EUR	970,988,578	4,193,069	4,537,319
12 NAMA 1 st issue	953,795	101.18	1,000.00	SIT	965,049,781	4,167,423	4,509,568
13 BANKA KOPER 3 rd issue	10,000	100.00	375.00	EUR	868,387,125	3,750,000	4,057,874
14 SIP STROJNA INDUSTRIJA 1 st issue, A series	32,500	100.00	102.26	EUR	769,610,984	3,323,450	3,596,305
15 SIP STROJNA INDUSTRIJA 1 st issue, B series	17,250	100.00	102.26	EUR	408,485,830	1,763,985	1,908,808
16 UBK KONVERTIBILNE	80	98.00	13,122.23	EUR	238,235,138	1,028,783	1,113,246
17 BORZNA DRUŽBA POTEZA 2 nd issue	15,000	101.00	62.19	EUR	218,180,181	942,179	1,019,531
18 VIPA	4,000	102.00	47.94	EUR	45,293,961	195,595	211,654
TOTAL					150,791,221,727	651,169,352	704,630,231

EXCHANGE RATES	1 USD=	214.0005	SIT as of 28 Feb 2003
	1 EUR=	231.5699	SIT as of 28 Feb 2003

D3) MARKET CAPITALISATION OF INVESTMENT FUNDS AS OF 28 FEBRUARY 2003

MARKET CAPITALISATION OF CLOSED-END FUNDS

	Closed-end funds	Number of shares traded	Price as of 28 Feb 2003	Market capitalisation as of 28 Feb 2003 (in SIT)	Market capitalisation as of 28 Feb 2003 (in EUR)	Market capitalisation as of 28 Feb 2003 (in USD)
1	TRIGLAV STEBER 1	147,487,470	219.24 SIT	32,335,152,923	139,634,525	151,098,492
2	NFD 1	160,580,300	185.90 SIT	29,851,877,770	128,910,872	139,494,430
3	INFOND ID	8,132,314	1,868.44 SIT	15,194,740,770	65,616,217	71,003,296
4	KD ID	92,046,145	128.07 SIT	11,788,349,790	50,906,227	55,085,618
	TOTAL			89,170,121,253	385,067,840	416,681,836

MARKET CAPITALISATION OF AUTHORISED CLOSED-END FUNDS

	Authorised closed-end Funds	Number of shares traded	Price as of 28 Feb 2003	Market capitalisation as of 28 Feb 2003 (in SIT)	Market capitalisation as of 28 Feb 2003 (in EUR)	Market capitalisation as of 28 Feb 2003 (in USD)
1	MAKSIMA 1	216,646,243	88.68 SIT	19,212,188,829	82,964,966	89,776,374
2	ZVON ENA	137,974,360	134.10 SIT	18,502,361,676	79,899,683	86,459,432
3	NFD 2	291,379,659	46.11 SIT	13,435,516,076	58,019,268	62,782,639
4	ZLATA MONETA 1	68,297,800	177.62 SIT	12,131,055,236	52,386,149	56,687,042
5	ATENA PID	135,915,888	76.68 SIT	10,422,030,292	45,005,980	48,700,962
6	TRIGLAV STEBER II	195,412,551	49.47 SIT	9,667,058,898	41,745,749	45,173,067
7	PID VIPA INVEST	104,268,115	88.00 SIT	9,175,594,120	39,623,432	42,876,508
8	POMURSKA INV.DRUŽBA 1	35,923,940	212.91 SIT	7,648,566,065	33,029,189	35,740,879
9	KRONA SENIOR	73,170,428	86.84 SIT	6,354,119,968	27,439,317	29,692,080
10	ZVON DVA	141,224,712	36.19 SIT	5,110,922,327	22,070,754	23,882,759
11	MODRA LINIJA	34,156,833	148.80 SIT	5,082,536,750	21,948,175	23,750,116
12	ARKADA ENA	66,406,092	72.07 SIT	4,785,887,050	20,667,138	22,363,906
13	PID KD	95,913,558	36.36 SIT	3,487,416,969	15,059,889	16,296,303
14	INFOND PID	87,641,964	39.03 SIT	3,420,665,855	14,771,634	15,984,383
15	ZLATA MONETA II	82,333,757	36.11 SIT	2,973,071,965	12,838,767	13,892,827
16	VIZIJA DPB	44,074,632	65.00 SIT	2,864,851,080	12,371,431	13,387,123
17	KS-sklad 2	44,293,242	41.21 SIT	1,825,324,503	7,882,391	8,529,534
18	SETEV	43,469,190	32.50 SIT	1,412,748,675	6,100,744	6,601,614
19	NIKA	32,574,698	35.60 SIT	1,159,659,249	5,007,815	5,418,956
20	PID AKTIVA AVANT I	29,520,040	38.20 SIT	1,127,665,528	4,869,655	5,269,453
21	NIKA 1	30,911,102	36.10 SIT	1,115,890,782	4,818,808	5,214,431
22	MERCATA	28,923,982	36.15 SIT	1,045,601,949	4,515,276	4,885,979
23	MERCATA 1	26,821,153	37.60 SIT	1,008,475,353	4,354,950	4,712,491
24	TRDNJAVA	25,932,762	34.00 SIT	881,713,908	3,807,550	4,120,149
25	KS - SKLAD 4	26,381,090	33.10 SIT	873,214,079	3,770,844	4,080,430
26	POOBLAŠČENA POMURSKA INV. DRUŽBA	22,967,400	33.07 SIT	759,531,918	3,279,925	3,549,206
27	NIKA 2	12,555,868	26.00 SIT	326,452,568	1,409,737	1,525,476
28	TRDNJAVA I	8,917,902	35.07 SIT	312,750,823	1,350,568	1,461,449
29	CAPINVEST 2	5,876,900	34.50 SIT	202,753,050	875,559	947,442
	TOTAL			146,325,625,543	631,885,342	683,763,008

EXCHANGE RATES	1 USD=	214.0005 SIT as of 28 Feb 2003
	1 EUR=	231.5699 SIT as of 28 Feb 2003

E) OTHER

E1) INDICATORS AS OF 28 FEBRUARY 2003

SECTOR	Price as of 28 Feb 2003	Total net profit (loss) in 000 SIT in year 2001	Earning per share as of 31 Dec 2001	P / E ⁽¹⁾	Dividend for year 2001	Dividend yield	Book value as of 31 Dec 2001	Market book ratio	Turnover ratio ⁽²⁾
BANKS									
Banka Koper	52,601 SIT	2,422,842	4,665.94 SIT	11.27	2,000 SIT	3.80%	44,262 SIT	1.19	0.09
Probanka Maribor	6,000 SIT	428,319	241.97 SIT	⁽⁴⁾	277 SIT	4.62%	5,677 SIT	⁽⁴⁾	0.20
CHEMICALS									
Etol Celje	37,300 SIT	556,033	2,235.12 SIT	16.69	1,000 SIT	2.68%	39,150 SIT	0.95	0.39
Sava Kranj	26,465 SIT	1,158,965	684.67 SIT	38.65	530 SIT	2.00%	29,850 SIT	0.89	0.13
CONSTRUCTION									
Gradbeno podjetje Grosuplje	6,000 SIT	51,431	276.72 SIT	21.68	0	0.00%	23,373 SIT	0.26	0.32
FOOD AND BEVERAGES									
Droga Portorož	87,240 SIT	1,160,752	4,118.16 SIT	21.18	1,755 SIT	2.01%	51,209 SIT	1.70	0.14
Kolinska Ljubljana	5,113 SIT	1,018,202	322.32 SIT	15.86	110 SIT	2.15%	4,863 SIT	1.05	0.41
Mlinotest Ajdovščina	1,950 SIT	273,871	114.93 SIT	16.97	42 SIT	2.15%	2,045 SIT	0.95	0.13
Pivovarna Laško	6,401 SIT	1,434,506	224.18 SIT	28.55	- SIT	0.00%	4,710 SIT	1.36	0.39
Pivovarna Union	88,002 SIT	1,220,540	2,751.96 SIT	31.98	600 SIT	0.68%	43,263 SIT	2.03	0.35
Radenska Radenci	1,440 SIT	779,110	155.43 SIT	9.26	0	0.00%	3,638 SIT	0.40	0.05
Žito Ljubljana	34,514 SIT	(1,957,513)	(5,653.30 SIT)	⁽⁴⁾	545 SIT	1.58%	39,676 SIT	0.87	0.33
HEALTH RESORTS									
Terme Čatež	27,488 SIT	268,493	633.88 SIT	43.37	350 SIT	1.27%	30,292 SIT	0.91	0.30
Terme 3000	1,904 SIT	325,208	113.64 SIT	16.76	0	0.00%	2,883 SIT	0.66	0.43
HOUSEHOLD APPLIANCES									
Gorenje Velenje	4,166 SIT	3,241,974	265.74 SIT	15.68	80 SIT	1.92%	3,926 SIT	1.06	0.38
NON-METALS									
Comet Zreče	3,000 SIT	384,156	229.02 SIT	13.10	0	0.00%	2,876 SIT	1.04	0.16
OIL AND GAS									
Istrabenz Koper	6,715 SIT	3,915,094	756.28 SIT	8.88	130 SIT	1.94%	4,913 SIT	1.37	0.09
Petrol Ljubljana	39,152 SIT	4,237,066	2,061.87 SIT	18.99	600 SIT	1.53%	30,699 SIT	1.28	0.28
OTHER FINANCIAL INTERMEDIATION									
Nika Brežice ⁽⁶⁾	921 SIT	40,619	217.57 SIT	4.23	0	0.00%	2,972 SIT	0.31	0.12
OTHERS SERVICES ACTIVITIES									
Geodetski zavod Slovenije	2,187 SIT	55,463	146.82 SIT	14.89	60 SIT	2.74%	3,432 SIT	0.64	0.25
PHARMACEUTICALS									
Krka Novo mesto	40,310 SIT	8,519,905	2,522.23 SIT	15.98	950 SIT	2.36%	21,983 SIT	1.83	0.37
PUBLISHING									
Delo Ljubljana	25,560 SIT	957,353	1,434.31 SIT	17.82	0	0.00%	7,276 SIT	3.51	0.25
TRADE									
Delo Prodaja	5,400 SIT	347,221	593.57 SIT	9.10	250 SIT	4.63%	5,030 SIT	1.07	0.45
Emona obala Koper ⁽³⁾	1,692 SIT	105,026	66.79 SIT	25.33	0	0.00%	6,513 SIT	0.26	0.15
Kompas MTS	1,251 SIT	1,384,442	392.56 SIT	3.19	300 SIT	23.98%	4,121 SIT	0.30	0.30
Mercator Ljubljana	23,393 SIT	5,251,044	1,636.60 SIT	14.29	400 SIT	1.71%	23,558 SIT	0.99	0.23
Salus Ljubljana	91,899 SIT	1,053,313	7,968.23 SIT	11.53	3,000 SIT	3.26%	45,739 SIT	2.01	0.10
Merkur Kranj	23,773 SIT	1,614,882	1,800.03 SIT	13.21	600 SIT	2.52%	29,502 SIT	0.81	0.23
Tehnounion Ljubljana	10,560 SIT	(252,941)	(3,056.32 SIT)	⁽⁴⁾	0	0.00%	50,041 SIT	0.21	0.06
Živila Kranj	14,253 SIT	475,534	1,650.13 SIT	8.64	0	0.00%	34,453 SIT	0.41	0.45
TRANSPORT									
Aerodrom Ljubljana ^{(5) (6)}	4,400 SIT	1,552,796	409.00 SIT	10.76	176 SIT	4.00%	4,406 SIT	1.00	0.05
Intereuropa Koper	5,295 SIT	3,942,594	546.77 SIT	9.68	200 SIT	3.78%	3,803 SIT	1.39	0.15
Luka Koper ^{(5) (6)}	4,552 SIT	4,295,734	306.84 SIT	14.83	190 SIT	4.17%	3,960 SIT	1.15	0.19
MARKET AVERAGE audit 2001,2002⁽⁷⁾									
				14.83		1.96%		1.44	
MARKET AVERAGE unaudit 2002⁽⁸⁾									
				12.83		1.96%		1.03	

Calculated on the basis of nonconsolidated financial statements for year 2001. Statements are consolidated for the following issues: Droga, Emona obala Koper, Gorenje, Istrabenz, Krka, Lek, Mercator, Merkur, Petrol, Radenska, Sava, Tehnounion, Žito. An average number of shares traded in year 2001 has been used for the calculations.

⁽¹⁾ P / E = PRICE / EARNING PER SHARE

⁽²⁾ Yearly turnover / average capitalisation as of 28 February 2003, 31 August 2002 and 28 February 2002.

⁽³⁾ Shares of daughter company are excluded.

⁽⁴⁾ Not applicable.

⁽⁵⁾ Calculation of P/E for Aerodrom and Luka Koper includes common and preferred shares.

⁽⁶⁾ Calculated on the basis of financial statements for year 2002.

⁽⁷⁾ Average P/E = total market capitalisation of common shares listed on official market (28 Feb 2003) / total net profit of companies listed on official market (in year 2001 or 2002), adjusted with share of listed securities.

(the shares of Žito are excluded from the calculation, because the loss in 2001 was a result of change in accounting principles)

Average div. yield = total dividends, paid by the companies listed on official market in year 2002, adjusted with share of listed securities / total market capitalisation of common shares on official market (28 Feb 2003)

Average price / book value = total market capitalisation of common shares listed on official market (28 Feb 2003) / total equity of companies listed on official market (31 Dec 2001 or 31 Dec 2002), adjusted with share of listed securities

⁽⁸⁾ Calculated on the basis of unaudit financial statements for year 2002 (the shares of Kompas MTS are excluded from the calculation, because of revaluation of investments).

E2) OWNERSHIP AND NET INFLOW OF FOREIGN INVESTMENTS

CHANGES IN FOREIGN OWNERSHIP								
ISSUER	Balance as of 28 Feb 2003 (in %)	Balance as of 31 Jan 2003 (in %)	Balance as of 31 Dec 2002 (in %)	Balance as of 28 Feb 2002 (in %)	% points change 31 Jan 2003/ 28 Feb 2003	% points change 31 Dec 2002/ 28 Feb 2003	% points change 28 Feb 2002/ 28 Feb 2003	Market cap. as of 28 Feb 2003 (in SITm)
Gorenje	1.58	1.51	1.47	0.81	0.08	0.12	0.78	50,827
Banka Koper	62.17	62.11	62.11	15.01	0.06	0.06	47.16	27,950
Pivovarna Laško	0.58	0.58	0.59	2.90	0.01	-0.01	-2.32	55,991
Terme Čatež	3.18	3.17	3.17	5.03	0.01	0.01	-1.85	18,554
Petrol	0.50	0.50	0.50	0.94	0.00	0.00	-0.44	81,684
Žito	0.25	0.25	0.27	0.25	0.00	-0.01	0.00	12,037
Emona obala Koper	0.69	0.69	0.66	0.08	0.00	0.03	0.61	2,947
Delo Prodaja	0.54	0.54	0.46	0.10	0.00	0.08	0.44	3,205
Salus	12.60	12.60	12.87	14.26	0.00	-0.27	-1.66	12,405
Mercator	2.41	2.41	2.45	1.99	0.00	-0.05	0.41	75,055
Pivovarna Union	42.14	42.15	42.14	41.87	0.00	0.00	0.27	39,699
Merkur	19.58	19.63	19.61	19.69	-0.06	-0.03	-0.11	21,695
Krka	3.11	3.21	3.50	8.82	-0.10	-0.39	-5.71	142,802
Kolinska	0.33	4.48	4.46	4.43	-4.14	-4.12	-4.10	16,194

NET INFLOW OF FOREIGN PORTFOLIO INVESTMENTS BY MONTH IN YEARS 2001 AND 2002 IN SITm

	Exchange market	Off-exchange market	Total	Turnover of foreign investors on the exchange	Foreign ownership (capitalisation of shares)	Share in turnover of foreign investors
Year 2002						
February	565.55	1,438.89	2,004.45	1,092.01	9.79%	7.44%
March	876.21	29,050.58	29,926.79	1,604.21	12.04%	7.93%
April	1,276.16	14,605.11	15,881.27	1,631.77	12.18%	5.82%
May	567.23	1,341.93	1,909.15	1,993.35	12.51%	10.17%
June	-529.35	3,216.28	2,686.94	1,381.23	10.38%	10.46%
July	-1,458.40	-1,282.70	-2,741.10	1,964.10	10.03%	7.99%
August	-4,022.01	689.67	-3,332.34	5,222.23	10.03%	19.52%
September	-5,898.84	114,770.72	108,871.88	10,368.58	9.51%	37.40%
October	-2,571.87	891.34	-1,680.54	8,938.93	8.96%	27.98%
November	-1,136.80	165,953.81	164,817.00	2,003.11	18.17%	9.00%
December	-673.89	-1,239.69	-1,913.57	1,505.21	19.68%	5.07%
Year 2003						
January	-329.00	2,848.09	2,519.09	871.78	19.59%	4.78%
February	-175.3	4,491.5	4,316.2	529.5	6.54%	5.36%
Total in year 2003	-504.31	7,339.59	6,835.28	1,401.25	19.68%	4.98%
Total in year 2002	-13,006.03	329,435.95	316,429.93	37,704.73	19.68%	13.52%
Total in year 2001	4,499.69	63,500.44	68,000.03	10,555.78	10.51%	4.45%
Total in year 2000	208.11	8,540.41	8,748.52	4,295.57	7.77%	2.96%
Total in year 1999	-2,269.19	674.01	-1,595.09	3,163.40	7.98%	1.88%
Total in year 1998	2,761.20	-2,104.00	657.30	14,333.90	8.86%	10.72%
Total in year 1997	8,440.86	9,965.96	18,406.81	24,090.40	n.a.	27.51%
Total in year 1996	7,439.48	3,381.38	10,820.86	9,718.80	n.a.	14.49%

E3) RECORD VALUES

RECORD DAILY TURNOVER IN YEAR 2003

27 January 2003

	Value (in SIT)	Number of bargains	Volume in pieces
Order book trades	561,744,531	1,564	1,686,524
Cross trades	141,518,540	257	205,713
Block trades	4,878,778,425	8	630,604
Total	5,582,041,496	1,829	2,522,841

MAX AND MIN VALUE OF TURNOVER AND INDICES

	In year 2003		In years 1989-2002	
Monthly turnover (in SITm)	41,500	January	62,044	December 2002
Daily turnover (in SITm)	5,582	27 Jan 2003	11,474	16 Jul 2002
Number of bargains per day	2,090	28 Jan 2003	6,411	27 Dec 2002
Value of block trade (in SITm)	2,479	7 Jan 2003	8,128	23 Nov 2001
Max value of SBI 20 index	3,371.93	24 Jan 2003	3,547.64	8 Nov 2002
Min value of SBI 20 index	3,228.32	9 Jan 2003	891.93	10 Sep 1996
Max value of SBI 20NT index	3,278.37	24 Jan 2003	3,350.05	28 Nov 2002
Min value of SBI 20NT index	3,147.56	9 Jan 2003	1,437.30	30 Jun 1998
Max value of IPT index	2,797.13	27 Jan 2003	2,699.16	4 Dec 2002
Min value of IPT index	2,633.35	7 Jan 2003	1,318.83	1 July 1998
Max value of PIX index	2,849.85	24 Jan 2003	3,013.05	27 Nov 2002
Min value of PIX index	2,692.79	8 Jan 2003	965.15	29 Apr 1999
Max value of BIO index	113.70	20 Feb 2003	113.52	14 Dec 1995
Min value of BIO index	110.20	24 Jan 2003	100.46	5 July 1995
Max value of FOOD AND BEVERAGES index	3,224.35	29 Jan 2003	2,986.46	28 Nov 2002
Min value of FOOD AND BEVERAGES index	2,930.89	7 Jan 2003	1,551.34	3 Apr 2000
Max value of CHEMICALS index	3,379.43	6 Jan 2003	3,420.54	28 Nov 2002
Min value of CHEMICALS index	3,275.72	9 Jan 2003	1,476.44	1 July 1998
Max value of OIL AND GAS index	4,292.48	14 Jan 2003	4,664.47	27 Nov 2002
Min value of OIL AND GAS index	4,084.44	9 Jan 2003	1,591.73	27 June 2000
Max value of TRANSPORT index	2,782.96	24 Jan 2003	2,863.02	27 Nov 2002
Min value of TRANSPORT index	2,649.50	8 Jan 2003	1,132.46	1 July 1998
Max value of TRADE index	2,427.75	24 Jan 2003	2,553.74	28 Nov 2002
Min value of TRADE index	2,384.40	30 Jan 2003	1,172.80	1 July 1998
Other				
Market capitalisation in SITm	2,150,910	31 Jan 2003	2,203,964	30 Nov 2002
Share in turnover of foreign investors	19.59%	31 Jan 2003	19.68%	31 Dec 2002

E4) NEW LISTED AND DELISTED SECURITIES AND CHANGES IN YEAR 2003

NEW LISTED LONG - TERM SECURITIES ON LJUBLJANA STOCK EXCHANGE IN YEAR 2003

OFFICIAL MARKET

BONDS

Issuer	Trading code	Nomin. value of issue	Issue	Listing date	First trading day
Republika Slovenija	RS49	11,319,804,800 EUR	49 th issue	17 Jan 2003	22 Jan 2003

FREE MARKET

SHARES

Issuer	Trading code	Type of share	Listing date	First trading day
Unit-as nepremičnine	USAR	common	14 Feb 2002	20 Feb 2002

DELISTED LONG - TERM SECURITIES IN YEAR 2003

OFFICIAL MARKET

SHARES

Issuer	Trading code	Type of share	Delisting date
Lek Ljubljana	LEKA	common	3 Feb 2003
Lek Ljubljana	LEKB	preferred	3 Feb 2003
Banka Vipva	VPPP	preferred	3 Feb 2003

BONDS

Issuer	Trading code	Issue	Delisting date
Republika Slovenija	RS4E	4 th issue	15 Jan 2003
Republika Slovenija	RSH	15 th issue, H series	15 Jan 2003

FREE MARKET

SHARES

Issuer	Trading code	Type of share	Delisting date
Grad Prestranek	GDPR	common	10 Feb 2003
Dadas poslovni sistem Maribor	DAD	common	17 Feb 2003
Hipotekarna banka Brežice	HBR	common	17 Feb 2003
Hipotekarna banka Brežice	HBP	preferred	17 Feb 2003
Primofin Maribor	PFNP	preferred	17 Feb 2003
Razvojnna družba Ljubljana	RDRO	common	17 Feb 2003
Sivent Ljubljana	SINR	common	18 Feb 2003

BONDS

Issuer	Trading code	Issue	Delisting date
SI.MOBIL Ljubljana	SM01E	1 st issue	18 Feb 2003

PENSION COUPONS

Issuer	Trading code	Delisting date
Kapitalska družba	PBON	1 Jan 2003

EXTENDED LISTING OF LONG - TERM SECURITIES IN YEAR 2003

FREE MARKET

SHARES

Issuer	Trading code	Type of share	Number of shares before extension	Number of shares after extension	Extension date
ŽITO INTES živilska industrija	IMTG	common	549,982	2,518,194	13 Feb 2003

REDUCED LISTING OF LONG - TERM SECURITIES IN YEAR 2003

FREE MARKET

SHARES

Issuer	Trading code	Type of share	Number of shares before reduction	Nominal value of share before reduction	Number of shares after reduction	Nominal value of share after reduction	Reduction date
Capita	CAP1	common	585,116	1,000 SIT	315,963	1,000 SIT	20 Jan 2003

EXPIRED BONDS IN YEAR 2003

Issuer	Trading code	Issue	Market	Last trading day
Republika Slovenija	RS16	16 th issue	official market	18 Feb 2003

F) LIST OF SECURITIES - FEBRUARY 2003

F1) OFFICIAL MARKET (1)

CORPORATE BONDS

	Issuer	Trading code	First trading day	Nominal value of issue traded	Coupon interest rate	Maturity	Sector
1	ABANKA	AB03	14 June 1999	7 EURm	5 % p.a.	1998-2005	banking
2	ABANKA	AB04	27 Dec 2000	10 EURm	6.25 % p.a.	2000-2007	banking
3	ABANKA	AB06	25 Nov 2002	13.5 EURm	5.9 % p.a.	2002-2009	banking
4	ABANKA	AB05	26 Sept 2001	10 EURm	6 % p.a.	2001-2006	banking
5	BANKA CELJE	BCE3	6 Mar 2000	10 EURm	6 % p.a.	1999-2005	banking
6	BANKA CELJE	BCE4	9 Feb 2001	10 EURm	6 % p.a.	2000-2006	banking
7	BANKA CELJE	BCE5	19 Dec 2001	10 EURm	6 % p.a.	2001-2007	banking
8	BANKA CELJE	BCE6A	30 Sept 2002	10 EURm	5.6 % p.a.	2002-2008	banking
9	BANKA CELJE	BCE6B	30 Sept 2002	10,000 SITm	4.9 % p.a.	2000-2005	banking
10	BANKA VIFA	VP02E	25 Oct 1995	2,045,167.52 EUR	10 % p.a.	1995-2005	banking
11	BANKA VIFA	VIP3E	13 Nov 1996	2,556,459.41 EUR	7.5 % p.a.	1996-2006	banking
12	BANKA VIFA	VIP4E	3 Dec 1997	2,045,167.52 EUR	7 % p.a.	1997-2007	banking
13	BANKA VIFA	VIP5	24 Dec 1998	2 EURm	6 % p.a.	1998-2008	banking
14	BANKA VIFA	VIP6	6 Mar 2000	2 EURm	5.5 % p.a.	1999-2009	banking
15	BANKA VIFA	VIP7	19 July 2001	2 EURm	6.2 % p.a.	2001-2010	banking
16	BLAGOVNO TRGOVINSKI CENTER	BTC1E	24 Feb 1997	17,383,924.96 EUR	10.5 % p.a.	1996-2008	retail, wholesale and real estate trade
17	HOTELI BERNARDIN	HTB1E	28 June 1999	10,225,837.62 EUR	8.5 % p.a.	1999-2009	hotel and restaurant activities
18	LB BANKA ZASAVJE	BZ02E	14 Jan 1997	4,601,626.93 EUR	7.5 % p.a.	1996-2004	banking
19	NFD	NI01	21 Dec 1999	2,171.84 SITm	5.5 % p.a. + TOM	1999-2006	investment consulting
20	NOVA KBM	KBM1E	5 Oct 1998	7,669,378.22 EUR	6 % p.a.	1998-2003	banking
21	NOVA KBM	KBM2	14 Nov 2000	9 EURm	5.9 % p.a.	2000-2006	banking
22	NOVA KBM	KBM3	14 Nov 2001	2,000 SITm	5.8 % p.a.+TOM	2001-2006	banking
23	NOVA KBM	KBM4	14 Nov 2001	9 EURm	6 % p.a.	2001-2006	banking
24	NOVA LJUBLJANSKA BANKA	NLB5	27 Sept 2001	12 mio EUR	5.8 % p.a.	2000-2005	banking
25	NOVA LJUBLJANSKA BANKA	NLB3	18 July 2000	4,000 SITm	5.25 % p.a. + TOM	2000-2005	banking
26	NOVA LJUBLJANSKA BANKA	NLB4	18 July 2000	5 EURm	5.65 % p.a.	2000-2005	banking
27	PROBANKA	PRB1	15 July 1996	800 SITm	6 % p.a. + TOM	1995-2003	banking
28	PROBANKA	PRB2E	3 Nov 1997	3,067,751.29	8 % p.a.	1995-2003	banking
29	SKB BANKA	SKB3E	14 Mar 1997	17,895,215.84 EUR	7.5 % p.a.	1996-2003	banking
30	SKB BANKA	SKB4A	30 Dec 1999	3,818.2 SITm	5.25 % p.a. + TOM	1999-2005	banking
31	SKB BANKA	SKB4B	30 Dec 1999	5,909 EURm	5.25 % p.a.	1999-2006	banking
32	SLOVENSKA ZADRUŽNA KMETIJSKA BANKA	ZBK1E	10 July 1995	2,556,459.41 EUR	10 % p.a.	1994-2004	banking
33	SLOVENSKA ZADRUŽNA KMETIJSKA BANKA	SZB3	15 Mar 2000	2,000 SITm	5.3 % p.a. + TOM	1999-2005	banking
34	STANOVANJSKI SKLAD RS	SSR1E	4 July 1996	4,083,023.58 EUR	6 % p.a.	1995-2010	national mortgage agency
35	STANOVANJSKI SKLAD RS	SSR2	30 June 1998	2,000 SITm	7.2 % p.a. + TOM	1998-2008	national mortgage agency

MUNICIPAL and GOVERNMENT BONDS

	Issuer	Trading code	First trading day	Nominal value of issue traded	Coupon interest rate	Maturity	Sector
1	REPUBLIC OF SLOVENIA	RS08E	24 Nov 1993	49,356,539.17 EUR	5 % p.a.	1993-2003	government bond
2	REPUBLIC OF SLOVENIA	RS10	14 June 1999	52,189.61 SITm	4.5 % p.a. + TOM	1997-2007	government bond
3	REPUBLIC OF SLOVENIA	RS13E	14 June 1999	54,555,355.02 EUR	5.55 % p.a.	1998-2008	government bond
4	REPUBLIC OF SLOVENIA	RS14	29 Feb 2000	6,304 SITm	4 % p.a. + TOM	1999-2003	government bond
5	REPUBLIC OF SLOVENIA	RS1	23 Jan 1997	8,981.3 SITm	5.7 % p.a. + TOM	1995-2006	government bond
6	REPUBLIC OF SLOVENIA	RS17	15 Mar 2000	9,000 SITm	4.7 % p.a. + TOM	2000-2005	government bond
7	REPUBLIC OF SLOVENIA	RS18	15 May 2000	50 EURm	6 % p.a.	2000-2010	government bond
8	REPUBLIC OF SLOVENIA	RS19	18 Aug 2000	6,000 SITm	4.2 % p.a. + TOM	2000-2003	government bond
9	REPUBLIC OF SLOVENIA	RS20	12 Dec 2000	6,000 SITm	4.2 % p.a. + TOM	2000-2003	government bond
10	REPUBLIC OF SLOVENIA	RS21	18 Nov 2002	20,000 SITm	1 % p.a. + TOM	2001-2015	government bond
11	REPUBLIC OF SLOVENIA	RS22	22 Feb 2001	8,000 SITm	4.7 % p.a. + TOM	2001-2006	government bond
12	REPUBLIC OF SLOVENIA	RS23	20 Feb 2001	40 EURm	6 % p.a.	2001-2011	government bond
13	REPUBLIC OF SLOVENIA	RS24	22 Mar 2001	1,100 SITm	4.2 % p.a. + TOM	2001-2004	government bond
14	REPUBLIC OF SLOVENIA	RS25	3 May 2001	8,000 SITm	4.7 % p.a. + TOM	2001-2006	government bond
15	REPUBLIC OF SLOVENIA	RS26	14 June 2001	50 EURm	5.375 % p.a.	2001-2011	government bond
16	REPUBLIC OF SLOVENIA	RS27	20 Dec 2001	17,000 SITm	4.7 % p.a. + TOM	2001-2006	government bond
17	REPUBLIC OF SLOVENIA	RS28	25 Jan 2002	10,500 SITm	4.2 % p.a. + TOM	2002-2005	government bond
18	REPUBLIC OF SLOVENIA	RS29	25 Jan 2002	55 EURm	5.375 % p.a.	2002-2012	government bond
19	REPUBLIC OF SLOVENIA	RS31	25 Jan 2002	2,974.68 SITm	4.7 % p.a. + TOM	2002-2007	government bond
20	REPUBLIC OF SLOVENIA	RS32	25 Jan 2002	23,8655 EURm	5.375 % p.a.	2002-2012	government bond
21	REPUBLIC OF SLOVENIA	RS33	9 Apr 2002	127.166 EURm	8 % p.a.	2002-2022	government bond
22	REPUBLIC OF SLOVENIA	RS34	26 Feb 2002	16,910 SITm	4.2 % p.a. + TOM	2002-2007	government bond
23	REPUBLIC OF SLOVENIA	RS35	26 Mar 2002	14,000 SITm	9 % p.a.	2002-2007	government bond
24	REPUBLIC OF SLOVENIA	RS36	26 Mar 2002	12,000 SITm	7.5 % p.a.	2002-2005	government bond
25	REPUBLIC OF SLOVENIA	RS37	30 Apr 2002	17,000 SITm	4 % p.a. + TOM	2002-2007	government bond
26	REPUBLIC OF SLOVENIA	RS38	30 Apr 2002	100 EURm	5.63 % p.a.	2002-2017	government bond
27	REPUBLIC OF SLOVENIA	RS39	18 Nov 2002	30,000 SITm	1 % p.a. + TOM	2002-2008	government bond
28	REPUBLIC OF SLOVENIA	RS40	7 June 2002	15,000 SITm	3.9 % p.a. + TOM	2002-2007	government bond
29	REPUBLIC OF SLOVENIA	RS41	26 June 2002	12,000 SIT m	3.9 % p.a. + TOM	2002-2007	government bond
30	REPUBLIC OF SLOVENIA	RS42	24 Jul 2002	12,000 SIT m	9 % p.a.	2002-2005	government bond
31	REPUBLIC OF SLOVENIA	RS43	22 Oct 2002	15,600 SITm	3 % p.a. + TOM	2002-2006	government bond
32	REPUBLIC OF SLOVENIA	RS44	29 Nov 2002	2,964.93 SITm	6.65 % p.a.	2002-2012	government bond
33	REPUBLIC OF SLOVENIA	RS45	3 Dec 2002	12,112.49 SITm	8.2 % p.a.	2002-2005	government bond
34	REPUBLIC OF SLOVENIA	RS48	10 Dec 2002	60 EURm	4.75 % p.a.	2002-2012	government bond
35	REPUBLIC OF SLOVENIA	RS49	22 Jan 2003	29,78896 EUR m	4.75 % p.a.	2003-2022	government bond
36	SLOVENSKA RAZVOJNA DRUŽBA	SKR1E	3 July 1995	25,564,594.06 EUR	5 % p.a.	1993-2003	development fund of Republic Slovenia

TOM (abbreviation for: "temeljna obrestna mera" - base interest rate) - indexation factor, calculated as twelve month average of monthly consumer price index

F1) OFFICIAL MARKET (2)

COMMON SHARES

	Issuer	Trading code	First trading day	Nominal value of issue listed	Number of shares traded	Isin code	Sector
1	AERODROM LJUBLJANA	AELG	8 Oct 1997	1,936.229 SITm	1,936,229	SI0031103276	airport services
2	BANKA KOPER	BKP	14 Mar 2000	5,313.59 SITm	531,359	SI 002110547 1	banking
3	COMET ZREČE	CHZG	2 Nov 1998	1,700.688 SITm	1,700,688	SI0031104407	grinding wheels and other non-metals production
4	DELO LJUBLJANA	DELR	13 Jan 1999	667.464 SITm	667,464	SI 003110445 6	publishing
5	DELO PRODAJA	DRPG	12 Feb 2001	593.549 SITm	593,549	SI0031107079	trade
6	DROGA PORTOROŽ	DRPG	12 June 1996	2,827.68 SITm	282,768	SI0031100256	food processing industry
7	EMONA OBALA KOPER	EOKG	7 Jan 1998	1,741.456 SITm	1,741,456	SI0031102682	commerce
8	ETOL CELJE	ETOG	21 Feb 1997	2,745.76 SITm	274,576	SI0031101338	essential oils and fragrances production
9	GEODETSKI ZAVOD SLOVENIJE	GZRG	8 Jan 2001	379.820 SITm	379,820	SI0031110339	surveying and cartography
10	GORENJE VELENJE	GRVG	10 Nov 2000 official market (2 June 1998 free market)	12,200 SITm	12,200,000	SI0031104076	household appliances
11	GRADBENO PODJETJE GROSUPLJE	GPG	23 Dec 1994	19,941.1 SITm	199,411	SI0031100728	construction industry
12	INTEREUROPA KOPER	IEKG	12 Jan 1998	7,902.413 SITm	7,902,413	SI0031100090	retail trade
13	ISTRABENZ KOPER	ITBG	16 June 1997	5,180 SITm	5,180,000	SI0031102070	holding companies management
14	KOMPAS MTS	MTSG	8 Dec 2000	3,526.714 SITm	3,526,714	SI0031103706	catering service, border-crossing and tourist services
15	KOLINSKA LJUBLJANA	KOLR	8 Jan 1996	3,166.992 SITm	3,166,992	SI0031100058	food processing industry
16	KRKA TOVARNA ZDRAVIL NOVO MESTO	KRKG	4 Nov 1997	14,170.448 SITm	3,542,612	SI0031102120	pharmaceutical & chemical industry
17	LUKA KOPER	LKPG	20 Nov 1996	7,140 SITm	7,140,000	SI0031101346	transport
18	MERCATOR LJUBLJANA	MELR	22 Dec 1997	32,085.04 SITm	3,208,504	SI0031100082	commerce industry, agriculture
19	MERKUR KRANJ	MER	30 Nov 1998	91,258.5 SITm	912,585	SI0031104639	wholesale and retail trade
20	MLINOTEST AJDOVŠČINA	MAJG	3 Apr 2000	2,389.177 SITm	2,389,177	SI 003110820 0	food processing industry
21	NIKA BREŽICE	NIKA	23 June 1992	479.688 SITm	479,688	SI0031100793	financial consultancy and services
22	PETROL LJUBLJANA	PETG	5 May 1997	12,517.806 SITm	2,086,301	SI 003110215 3	crude-oil and gas trade
23	PIVOVARNA LAŠKO	PILR	1 Feb 2000	8,747.652 SITm	8,747,652	SI 003110741 8	brewery
24	PIVOVARNA UNION	PULG	6 Mar 2000	4,511.14 SITm	451,114	SI 003110907 5	brewery and soft drinks
25	RADENSKA RADENCI	RARG	3 Apr 1997	5,061.856 SITm	5,061,856	SI 003110230 2	health resort
26	SALUS LJUBLJANA	SALS	16 Jan 1992	134.98 SITm	134,980	SI 003110568 5	full-line pharmaceutical
27	SAVA KRANJ	SAVA	6 Jan 2000	17,209.87 SITm	1,720,987	SI 003110845 7	wholesale chemicals
28	TEHNOUNION LJUBLJANA	TEHG	26 Nov 1998	840.05 SITm	84,005	SI 003110002 5	sales agent and marketing of motor vehicles
29	TERME ČATEŽ	TCRG	26 Aug 1993	4,049.826 SITm	674,971	SI 003110063 7	health resort
30	ZDRAVILIŠČE MORAVSKE TOPLICE	ZMTG	25 Sep 1997	2,861.843 SITm	2,861,843	SI 003110325 0	health resort
31	ŽIVILA KRANJ	ZKNG	15 May 2000	3,199.97 SITm	319,997	SI 003110678 2	trade and catering industry
32	ŽITO LJUBLJANA	ZTOG	20 Mar 2000	3,487.65 SITm	348,765	SI 003110844 0	flour, bread, pasta and sweets production

PREFERRED SHARES

	Issuer	Trading code	First trading day	Nominal value of issue listed	Number of shares traded	Isin code	Sector
1	PROBANKA MARIBOR	PRBP	30 Mar 1993	400 SITm	400,000	SI 002120040 5	banking

TRADED SECURITIES - FEBRUARY 2003

F2) FREE MARKET (1)

CORPORATE BONDS

	Issuer	Trading code	First trading day	Nominal value of issue traded	Interest rate	Maturity	Sector
1	AUTOCOMMERCE LJUBLJANA	ACL1E	15 Dec 1997	11,401,808.95 EUR	8 % p.a.	1997-2006	foreign and domestic trade, service and production
2	BANKA KOPER	BKP3	5 Jan 2000	5 EURm	5 % p.a.	1999-2004	banking
3	BANKA KOPER	BKP4	21 Dec 2000	2,000 SITm	6 % p.a. + TOM	2000-2005	banking
4	BANKA VIPA	VP01E	5 Jan 1995	1,022,583.76 EUR	10 % p.a.	1994-2004	banking
5	KD INVESTMENTS	KD01E	24 July 1996	4,090,335.05 EUR	10 % p.a.	1996-2006	investment
6	NAMA	NAL1	8 Aug 2002	953,795,000 SIT	7 % p.a. + EUR	2002-2008	trade
7	NOVA LJUBLJANSKA BANKA	NLB7	22 Nov 2002	6,250 SITm	10 % p.a.	2002-2005	banking
8	NOVA LJUBLJANSKA BANKA	NLB8	22 Nov 2002	14,276 EURm	5.5 % p.a.	2002-2007	banking
9	POŠTNA BANKA SLOVENIJE	PBS2	27 Dec 2002	1,500 SITm	6% + TOM	2000-2007	banking
10	POŠTNA BANKA SLOVENIJE	PBS3	27 Dec 2002	1,795.5 SITm	5.3% + TOM	2000-2005	banking
11	POTEZA	BDP2	13 Dec 1999	1.5 EURm	7.5 % p.a.	1999-2004	brokerage house
12	PROBANKA	PRB4	15 Mar 2000	5 EURm	5.5 % p.a.	1999-2007	banking
13	PROBANKA	PRB5	26 Apr 2002	7.85 EURm	6.25 % p.a.	2001-2006	banking
14	SIP STROJNA OPREMA	SIP1AE	19 June 2000	3,323,397.23 EUR	6 % p.a.	1999-2009	production of tractors and other agricultural, forestry and cultivation machinery
15	SIP STROJNA OPREMA	SIP1BE	19 June 2000	1,763,956.99 EUR	6 % p.a.	1999-2009	production of tractors and other agricultural, forestry and cultivation machinery
16	UBK BANKA	UBKKE	5 Jan 1995	3,067,751.29 EUR	8.5 % floating rate	1994-2004	banking

* floating interest rate calculated as an average annual interest rate of long-term government bonds denominated in EUR

MUNICIPAL and GOVERNMENT BONDS

	Issuer	Trading code	First trading day	Nominal value of issue traded	Coupon interest rate	Maturity	Sector
1	SLOVENSKA ODŠKODNINSKA DRUŽBA	SOS2E	7 Apr 1997	536,865,000 EUR	6 % p.a.	1996-2004	meeting commitments deriving from denationalisation process
2	STANOVANJSKI SKLAD RS	SSR3	8 May 2001	2,000 SITm	6.1% p.a. + TOM	2001-2011	national mortgage agency

TOM (abbreviation for: "temeljna obrestna mera" - base interest rate) - indexation factor calculated as twelve month average of monthly consumer price index

F2) FREE MARKET (2)

COMMON SHARES

	Issuer	Trading code	First trading day	Nominal value of issue traded	Number of shares traded	Isin code	Sector
1	AGROKOMBINAT MARIBOR	AKMG	24 Sep 1999	403.808 SITm	403.808	SI 003110433 2	retail, fooder production for livestock, meat and milk products, granary services
2	ALPETOUR POTOVALNA AGENCIJA ŠKOFJA LOKA	APAG	2 Aug 2000	526.084 SITm	263,042	SI 003110989 3	passengers transportat
3	AVTO CELJE	AVCG	4 Feb 1997	418.077 SITm	418,077	SI 003110211 2	car sale and repair services
4	AVTOPREVOZNIŠTVO IN SERVISI VELENJE	ASVG	1 Sep 1997	308.896 SITm	308,896	SI 003110315 1	transport company
5	BELINKA HOLDING LJUBLJANA	BELG	19 Oct 2000	2.702.532 SITm	2.702.532	SI 003110216 1	holding companies management
6	CAPITA LJUBLJANA	CAP1	5 Sep 1997	315.963 SITm	315,963	SI 002110003 5	holding companies management
7	CETIS CELJE	CETG	10 Mar 1997	2.400 SITm	200,000	SI 003110084 3	paper industry and graphics
8	CINKARNA CELJE	CICG	6 Mar 1998	4.874.862 SITm	812.477	SI 003110380 5	metallurgic and chemical industry
9	COLOR MEDVODE	COMG	15 Jan 1998	1.900.782 SITm	950,391	SI 003110360 7	resin, colours and varnish industry
10	CREINA KRANJ	CRKG	21 Feb 2000	194.376 SITm	48,594	SI 003110915 8	production and wholesale of agricultural and industrial machines and gadgets
11	DANA MIRNA	DMRG	7 June 1999	356.128 SITm	356,128	SI 003110520 6	secondary industry of fruit processing and production of alcohol and non-alcohol drinks
12	DZS LJUBLJANA	DZS	12 May 1999	1.429.368 SITm	1.429.368	SI 003110527 1	publishing and trading
13	EGOLEŠ ŠKOFJA LOKA	GKRG	17 Sep 1999	258.3 SITm	258,300	SI 003110714 5	forest management and sale of wood products
14	ELMO LJUBLJANA	IELG	22 Feb 2001	708 SITm	708,000	SI 003111026 3	electrical installations
15	ETRA 33 LJUBLJANA	ETRG	7 Nov 2002	454.23 SITm	45,423	SI 003110712 9	production of electromotors, generators and transformers
16	FINIARA LJUBLJANA	FIRR	10 Oct 2002	2.179.206 SITm	2.179,206	SI 002111138 8	holding companies management
17	FRUCTAL AJDOVŠČINA	FRAG	6 Jan 1998	2.504.151 SITm	2.504,151	SI 003110359 9	food-processing industry
18	GEA COLLEGE LJUBLJANA	GEAR	5 Jan 1995	147.885 SITm	147,885	SI 003110080 1	consulting
19	GEA TOVARNA OLJA SLOV.BISTRICA	GSBG	30 June 1996	660.348 SITm	660,348	SI 003110129 6	oil - producing industry
20	GRADIS GP LJUBLJANA	GLJG	12 July 1999	609.5 SITm	304,750	SI 003110393 8	construction
21	GRAND HOTEL UNION LJUBLJANA	GHUG	5 Jan 2000	1.814.613 SITm	1.814,613	SI 003110865 5	hotel industry
22	GORENJSKI TISK KRANJ	GTKG	19 Sep 1996	960.176 SITm	960,176	SI 003110119 7	graphics services
23	GORIŠKE OPEKARNE RENČE	GORG	8 Mar 1999	392.725 SITm	392,725	SI 003110499 3	production of different clay brick products
24	GOZDNO GOSPODARSTVO BLEJ	GGBG	27 Dec 1999	611.9 SITm	611,900	SI 003110737 6	forest management
25	GOZDNO GOSPODARSTVO POSTOJNA	GZPG	30 June 1999	489.520 SITm	489,520	SI 003110571 9	forest management and sale of wood products
26	HELIOS DOMŽALE	HDOG	19 Sep 1996	2.198.61 SITm	219,861	SI 003110114 8	intermediary on fuel, mine sector
27	HIDROTEHNIK LJUBLJANA	VHLG	5 July 1999	384.472 SITm	384,472	SI 003110551 1	building industry and protection against flood damage
28	HOTELI PALACE PORTOROŽ	PALG	7 Oct 1997	2.346.102 SITm	2.346,102	SI 003110330 0	hotel industry
29	IMP CRPALKI	ICRG	9 Sep 1998	333.034 SITm	333,034	SI 003110434 0	production of pumps
30	INFOND HOLDING	IFFR	23 Sept 2002	16.833.414 SITm	16.833,414	SI 002111076 0	holding companies management
31	INLES RIBNICA	IHPG	8 Oct 1999	1.111.050 SITm	555,525	SI 003110745 9	production of furniture
32	INTARA LJUBLJANA	INTR	5 Jan 1995	101 SITm	101,000	SI 003110114 8	brokerage house
33	INTEGRAL JESENICE	INJG	14 Sep 1999	243.784 SITm	243,784	SI 003110708 7	merchandise and passenger transport, motor vehicle service and repairs
34	INTERTRADE ITA LJUBLJANA	INRG	20 Oct 1997	695.31 SITm	69,531	SI 003110333 4	mechanical engineering representative
35	INTERTRADE ITS LJUBLJANA	ITSG	24 Apr 1998	1.260 SITm	1.260,000	SI 003110394 6	information and computer service
36	ŽITO INTES	IMTG	9 Mar 2000	2.518.194 SITm	2.518,194	SI 003110920 8	cereal processing and production of farinaceous food
37	IMP KLIMAT	KLLG	26 Apr 2002	353.9 SITm	353,900	SI 003111114 7	production of air conditioning equipment
38	JADRAN SEŽANA	JASG	23 Sep 1996	226.334 SITm	226,334	SI 003110154 4	commerce industry
39	JATA EMONA	JAMR	15 Jan 2002	3.197.534 SITm	3.197,534	SI 003111109 7	production and retailing of poultry meat
40	JAVOR PIVKA	JPIG	13 Nov 2000	1.194.7 SITm	1.194,700	SI 003110910 9	production of plywood, bound and layer wood, fibre and other slabs
41	JELEN SLOVENSKE KONJICE	JESG	29 Nov 1999	50.849 SITm	50,849	SI 003110430 8	restaurant & hotel capacities
42	JUTEKS ŽALEC	JTKG	2 Nov 1999	641.432 SITm	641,432	SI 003110786 3	carpet production on various linings
43	KEMA PUONCI	KEPG	17 Dec 1998	217.346 SITm	217,346	SI 003110420 9	production of special buildingmaterials
44	KLASJE CELJE	KLKG	2 July 1999	734.716 SITm	734,716	SI 003110548 7	bread, pasties and sweets production
45	KD HOLDING	KDHR	5 Feb 2001	7.399.752 SITm	924,969	SI 003111046 1	holding companies management
46	KOMPAS HOTELI KRANJSKA GORA	KHKG	31 May 1996	1.627 SITm	162,700	SI 003110052 0	tourism, hotel industry
47	KRONA HOLDING	KRHR	9 May 2002	1.287.121 SITm	1.287,121	SI 002111124 8	holding companies management
48	KOŠAKI TMI MARIBOR	TKMG	11 Oct 1999	432.36 SITm	43,236	SI 003110424 1	secondary meat industry and production of meat products
49	KRUH PECIVO MARIBOR	KPEG	2 July 1997	555.934 SITm	555,934	SI 003110295 5	bread and pastries production
50	LESNINA EMMI SLOV.BISTRICA	LSBG	8 May 1996	684.037 SITm	684,037	SI 003110035 5	aluminium and wood production
51	LESNINA	MILG	12 Jan 2002	2.906.815 SITm	76,495	SI 003111116 2	wholesale and retail of furniture

F2) FREE MARKET (3)

COMMON SHARES

	Issuer	Trading code	First trading day	Nominal value of issue traded	Number of shares traded	Isin code	Sector
52	LIP BLEED	LLBG	12 Jan 2000	2,155.899 SITm	2,155,899	SI 003110871 3	wood manufacturing
53	LIV POSTOJNA	LIVG	16 Nov 1999	1,616 SITm	161,600	SI 003110796 2	production of vacuum cleaners, plastic tubes and fittings, bicycles, hydraulic elevators and concrete mixers
54	LIZ INŽENIRING LJUBLJANA	LIZG	11 Mar 1999	188.677 SITm	188,677	SI 003110371 4	consulting and engineering in object construction
55	MARINA PORTOROŽ	MAPG	19 Sep 1996	627.864 SITm	313,932	SI 003110058 7	nautical and hotel industry
56	OLJARICA KRANJ	MOKG	27 Jan 1999	704.04 SITm	70,404	SI 003110201 3	production of cooking oil
57	MEDALJON MARIBOR	MEDR	12 Oct 1999	1,734 SITm	1,734,000	SI 003110691 5	management of holding companies, business operations of own real estate and renting own real estate
58	MEDVEŠEK PUSNIK LJUBLJANA	MPL	12 Dec 1997	160 SITm	80,000	SI 002110324 5	financial consulting
59	MELAMIN KOČEVJE	MKOG	23 Sep 1996	466.489 SITm	466,489	SI 003111020 1	chemical industry
60	MERCATA 1 HOLDING	MHLR	30 Jan 2001	2,693.249 SITm	2,693,249	SI 003111007 3	holding companies management
61	MESNA INDUSTRIJA PRIMORSKE	MIPG	19 June 2000	1,478.742 SITm	1,478,742	SI 003110969 5	meat processing industry, wholesale and retail trade with provisions
62	MITOL SEŽANA	MISG	15 May 1997	770.509 SITm	770,509	SI 003110271 6	production and sale of adhesive substances and resinous compound
63	MLADINSKA KNJIGA TISKARNA LJUBLJANA	MKTG	11 Oct 1999	1,039.54 SITm	103,954	SI 003110094 2	printing, publishing, retail and wholesale
64	MODRA LINJA HOLDING	MLHR	20 Nov 2002	1,882.991 SIT m	1,882,991	SI 002111058 8	holding companies management
65	MURALES LJUTOMER	MULG	2 Mar 2001	322.045 SITm	322,045	SI 003110778 0	production of wood furniture
66	MLAJ ZADOBROVA	MTZG	20 June 2001	67.062 SITm	67,062	SI 003111047 9	wood manufacturing
67	NAMA LJUBLJANA	NALG	20 Dec 1999	2,861.31 SITm	2,861,310	SI 003110269 0	retail trade and renting of business premises, office material, industrial paper-clips, electromagnets and other metal mechanisms
68	NIKO ŽELEZNIKI	NKPG	17 Sep 1999	358.75 SITm	35,875	SI 003110717 8	production
69	PINUS TKI RAČE	PIRG	13 June 1996	1,333.83 SITm	133,383	SI 003110037 1	chemical industry
70	PLAMA PUR	POPG	6 Dec 1999	686.798 SITm	686,798	SI 003110822 6	production and refashioning of poliuretanic (plastic) foams
71	POM-INVEST	POIR	19 Oct 2001	2,241.983 SITm	2,241,983	SI 002111098 4	holding companies management
72	PULSAR HOLDING	PLHR	13 Aug 2001	939.319 SITm	939,319	SI 002111090 1	holding companies management
73	RTC KRVAVEC	RKRG	17 Oct 1997	411.468 SITm	205,734	SI 003110328 4	transport of passengers, goods and various loads
74	SATURNUS AVTOOPREMA LJUBLJANA	SAAG	14 Apr 1997	966.122 SITm	483,061	SI 003110254 2	motorvehicles light equipment industry
75	SATURNUS EMBALAŽA LJUBLJANA	SELG	3 Nov 1997	840.64 SITm	84,064	SI 003110338 3	production of package
76	SAVINJA MOZIRJE	MSMG	21 Sep 1999	105.78 SITm	105,780	SI 003110685 7	retail of food and non-food provisions
77	SIJAJ HRASTNIK	SIHG	7 Oct 1999	268.8 SITm	26,880	SI 003110742 6	production of decorative lights and metal products
78	KD GROUP	SKDR	21 Dec 2000	372.872 SITm	186,436	SI 003111016 4	holding companies management
79	SLOVENIJALES LJUBLJANA	SLLG	8 May 1996	2,736.04 SITm	273,604	SI 003110040 5	commerce, engineering, representation
80	SVILA MARIBOR	SVMG	17 Jan 1997	1,263.478 SITm	1,263,478	SI 003110209 6	textile industry
81	SVILANIT KAMNIK	SKAG	14 Apr 1997	816.974 SITm	408,487	SI 003110245 0	textile industry
82	TEKSTINA AJDOVŠČINA	TEAG	12 Feb 1997	1,127.293 SITm	1,127,293	SI 03110221 1	textile industry
83	TOPLICE DOBRNA	ZDDG	5 July 1999	682.01 SITm	682,010	SI 03110539 6	medical services, tourist and hotel trade
84	TOSAMA DOMŽALE	TODG	13 Sep 1996	2,956.7 SITm	295,670	SI 003110136 1	sanitary material production
85	TOVARNA SLADKORJIA ORMOŽ	TSOR	12 Apr 1996	4,971.63 SITm	497,163	SI 003110020 7	sugar production
86	TUS KO-SI SLOVENJ GRADEC	TUKG	9 Mar 2000	229.456 SITm	229,456	SI 003110924 0	production of non-woven materials
87	TUB SWATY MARIBOR	TUBG	30 Dec 1997	1,155.76 SITm	288,940	SI 003110344 1	production and trade of knife grinders
88	UNITAS LJUBLJANA	USLG	26 Nov 1998	145.115 SITm	145,115	SI 003110467 0	production of sanitary, water and gas fittings
89	UNIT-AS NEPREMIČNINELJUBLJANA	USAR	20 Feb 2003	173.377 SITm	173,377	SI 003111147 7	trading with own real estate
90	UPIMO GROUP LJUBLJANA	UPGR	9 July 19997	215 SITm	215,000	SI 002110266 8	counseling services on trading and marketing and financial engineering
91	VALKARTON LOGATEC	VLOG	26 Jun 1997	852.097 SITm	852,097	SI 003110231 0	cardboard production
92	VELANA LJUBLJANA	VLJG	23 Dec 2002	1,409,645,000 SIT	1,409,645	SI 003110069 4	non-clothing textile manufacturer
93	ZASAVSKI RAČUNSKI CENTER TRBOVLJE	ZRCG	27 Dec 1999	43.466 SITm	43,466	SI 003110856 4	consultancy engineering, electronic data processing, sale of software products
94	ZDRAVILIŠČE ROGAŠKA	RGS	11 Feb 1999	898.11 SITm	898,110	SI 003110489 4	health resort
95	ŽR - MONTER DRAVOGRAD	ZMDG	17 Sep 1999	275.835 SITm	275,835	SI 003110696 4	management of investment portfolios of subsidiaries

PREFERRED SHARES

	Issuer	Trading code	First trading day	Nominal value of issue traded	Number of shares traded	Isin code	Sector
1	KD HOLDING	KDHP	18 July 2001	2,131.304 SITm	266,413	SI 003120050 2	holding companies management
2	ZDRAVILIŠČE ROGAŠKA	RGP	11 Feb 1999	55.7 SITm	27,850	SI 003120028 8	health resort

F2) FREE MARKET (4)

CLOSED-END FUNDS

	Issuer	Trading code	First trading day	Nominal value of issue traded	Number of shares traded	Isin code	Sector
1	KD ID	KDIN	9 Feb 2001	9,204.61 SITm	92,046,145	SI 002111023 2	investment fund
2	INFOND ID	IFIR	23 Sept 2002	8,132.314 SITm	8,132,314	SI 002111078 6	investment fund
3	NACIONALNA FINANČNA DRUŽBA 1	NF1N	26 Oct 1998	15,833.01 SITm	160,580,300	SI 002110600 8	investment fund
4	TRIGLAV STEBER I	TG1N	2 Nov 1998	14,545.89 SITm	147,487,470	SI 002110610 7	investment fund

AUTHORISED CLOSED-END FUNDS

	Issuer	Trading code	First trading day	Nominal value of issue traded	Number of shares traded	Isin code	Sector
1	ATENA PID	ATPR	17 June 2002	13,591,588.800 SIT	135,915,888	SI 002111093 5	authorised investment fund
2	PID AKTIVA AVANT I LJUBLJANA	AAPR	22 Aug 2001	2,952 SITm	29,520,040	SI 002111063 8	authorised investment fund
3	ARKADA ENA LJUBLJANA	AR1N	14 Dec 1998	6,640.61 SITm	66,406,092	SI 002110579 4	authorised investment fund
4	CAPINVEST 2 LJUBLJANA	CAPN	24 Dec 1998	587.69 SITm	5,876,900	SI 002110622 2	authorised investment fund
5	INFOND PID	IFPR	23 Sept 2002	8,764.1964 SITm	87,641,964	SI 002111077 8	authorised investment fund
6	KS - sklad 2	KS2N	2 Aug 1998	4,429.32 SITm	44,293,242	SI 002110621 4	authorised investment fund
7	KS - SKLAD 4	K4SR	25 Apr 2002	4,163.38 SITm	41,633,800	SI 002111095 0	authorised investment fund
8	KRONA SENIOR	SN0N	8 Dec 1998	7,317.04 SITm	73,170,428	SI 002110590 1	authorised investment fund
9	MAKSIMA 1 LJUBLJANA	MX1N	16 Nov 1998	21,664.62 SITm	216,646,243	SI 002110593 5	authorised investment fund
10	MERCATA LJUBLJANA	MR0N	31 Aug 1998	2,892.39 SITm	28,923,982	SI 002110598 4	authorised investment fund
11	FOND INVEST (MERCATA 1 before)	MR1N	31 Aug 1998	2,682.12 SITm	26,821,153	SI 002110599 2	authorised investment fund
12	MODRA LINIJA KOPER	ML0N	7 Apr 1998	3,415,383.300 SIT	34,156,833	SI 002110596 8	authorised investment fund
13	NACIONALNA FINANČNA DRUŽBA 2	NF2N	2 July 1999	29,137.97 SITm	291,379,659	SI 002110601 6	authorised investment fund
14	NIKA PID	NK0N	24 Apr 1998	3,257.47 SITm	32,574,698	SI 002110602 4	authorised investment fund
15	NIKA PID 1	NK1N	24 Apr 1998	3,091.11 SITm	30,911,102	SI 002110603 2	authorised investment fund
16	NIKA PID 2	NK2N	24 Apr 1998	1,255.59 SITm	12,555,868	SI 002110604 0	authorised investment fund
17	KD PID	KDPN	9 Feb 2001	9,591.36 SITm	95,913,558	SI 002111023 2	authorised investment fund
18	POMURSKA INV.DRUŽBA 1	PM1N	9 Nov 1998	3,592.39 SITm	35,923,940	SI 002110606 5	authorised investment fund
19	POOBLAŠČENA POMURSKA INV. DRUŽBA	PPIR	26 Oct 2001	2,296.74 SITm	22,967,400	SI 002111099 2	authorised investment fund
20	SETEV LJUBLJANA	ST1N	24 Sep 1999	4,346,919,000 SIT	43,469,190	SI 002110609 9	authorised investment fund
21	TRDNJAVA VELENJE	TR0N	14 June 1999	2,593.28 SITm	25,932,762	SI 002110612 3	authorised investment fund
22	TRDNJAVA I VELENJE	TR1N	5 July 1999	891.79 SITm	8,917,902	SI 002110613 1	authorised investment fund
23	TRIGLAV ŠTEBER II	TG2N	14 June 1999	19,541.26 SITm	195,412,551	SI 002110611 5	authorised investment fund
24	VIPA INVEST	VION	29 Jan 2002	10,426.81 SITm	104,268,115	SI 002111121 4	authorised investment fund
25	VIZIJA DPB NOVO MESTO	VZ0N	29 June 1998	4,407.46 SITm	44,074,632	SI 002110616 4	authorised investment fund
26	ZLATA MONETA I MARIBOR	ZM1N	31 Mar 1999	6,638.43 SITm	68,297,800	SI 002110617 2	authorised investment fund
27	ZLATA MONETA II MARIBOR	ZM2N	31 Mar 1999	8,233.38 SITm	82,333,757	SI 002110618 0	authorised investment fund
28	ZVON DVA MARIBOR	ZV2N	7 June 1999	14,122.47 SITm	141,224,712	SI 002110592 7	authorised investment fund
29	ZVON ENA MARIBOR	ZV1N	7 Dec 1998	13,461.31 SITm	137,974,360	SI 002110591 9	authorised investment fund