



MONTHLY STATISTICS

LJUBLJANA STOCK EXCHANGE

June and First half-year 2003

Year IX, No. 6/03

TURNOVER

Market	Turnover (in EURm)		Volume in pieces		Number of bargains	
	June	First half-year 2003	June	First half-year 2003	June	First half-year 2003
Official market	54.24	428.01	1,573,971	14,053,917	5,246	43,709
Shares	23.65	186.15	469,518	3,915,981	3,753	30,269
Bonds	30.59	241.86	1,104,453	10,137,936	1,493	13,440
Free market	47.46	245.83	69,711,239	281,946,304	18,374	115,469
Shares	8.10	76.19	824,359	5,954,712	5,273	27,126
Bonds	8.74	49.10	172,006	906,363	485	2,998
Closed-end funds	15.92	51.76	16,949,485	58,163,795	4,312	24,624
Authorised closed-end funds	14.70	67.27	51,765,389	216,886,434	8,304	60,720
Short-term securities	0.00	1.51	0	35,000	0	1
Total	101.70	673.84	71,285,210	296,000,221	23,620	159,178

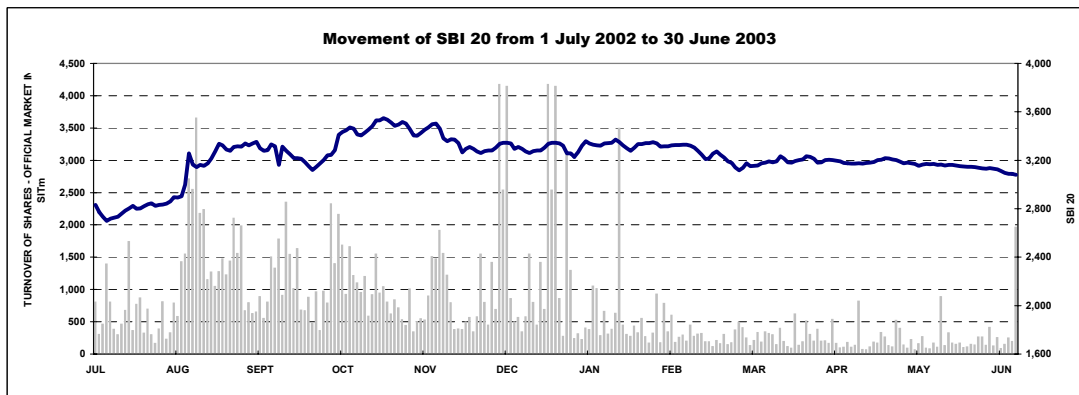
NOMINAL RETURN

STOCK EXCHANGE INDICES	Nominal return in June 2003	Nominal return in First half-year 2003
Slovenian stock exchange index (SBI 20)	-2.67%	-7.79%
Nonweighted slovenian stock exchange index (SBI 20NT)	-3.12%	-8.86%
Free market index (IPT)	-2.80%	-2.11%
Investment fund index (PIX)	1.52%	-2.52%
Bond index (BIO)	0.20%	3.10%

INDUSTRIAL SECTOR INDICES	Nominal return in June 2003	Nominal return in First half-year 2003
Food and beverages	-4.66%	-2.88%
Chemicals	-3.35%	-12.51%
Oil and gas	-2.60%	-10.24%
Transport	-1.00%	4.37%
Trade	-2.78%	-9.42%

MARKET SIZE

Market	Market capitalisation (in EURm)	Number of securities	Number of issuers
Official market	6,060.68	108	48
Shares	3,386.52	33	33
Bonds	2,674.16	75	15
Free market	2,695.31	151	144
Shares	1,081.37	99	97
Bonds	650.21	18	13
Closed-end funds	435.60	5	5
Authorised closed-end funds	528.12	29	29
Total	8,755.99	259	192
Short-term securities	-	10	1





ISSUER

Ljubljana Stock Exchange Inc.
Slovenska 56
1000 Ljubljana

INFORMATIONS

E-mail:	info@ljse.si
Phone:	386 1 47-10-211 386 1 47-10-205
Contact persons:	Nataša Žabkar, Simon Mastnak

STATISTICS ON WEB:

http://www.ljse.si/StrAng/Trading/Menu/tr_dpl.htm

LJUBLJANSKA BORZA D.D. - O borzi - Microsoft Internet Explorer

File Edit View Favorites Tools Help

Back Forward Stop Home Search Favorites History Print

Links Customize Links Yahoo! Finance MSN.com Windows FESE FIBV Finance www.finance-on.net euromoney borzaNet F danes FIPO

Address <http://www.ljse.si/StrAng/PrvaStr/PrvaStr.asp> Go

LJUBLJANSKA BORZA
LJUBLJANA STOCK EXCHANGE, INC.

topical

- Price List
- List of Securities
- Issues' Web Pages
- LJSE Members' Web Pages
- Monthly and Annual Statistical Reports
- Shareholder Meetings and Dividends
- The LJSE Annual report 2001

Top Five Official Market
9.9.2002

Turnover in SIT	
LEKA	487.729.217
KRKG	393.399.777
RS42	106.087.400
PETG	63.018.945
MELR	45.471.662

Member of WFE, Associate Member of FESE, CESI

On-line Indices

Index	Value	ABS	%
SBI20	3.276,52	-13,78	-0,42 ↓
IPT	2.391,19	15,85	0,67 ↑
PIX	2.471,77	-8,26	-0,33 ↓

Market is open 9.10.2002 12:43

News

- August 26, 2002, Ljubljana borza d.d., Ljubljana: New Records at Ljubljana Stock Exchange
- August 23, 2002, Ljubljana borza d.d., Ljubljana: Record-Breaking SBI20 Index

Internet

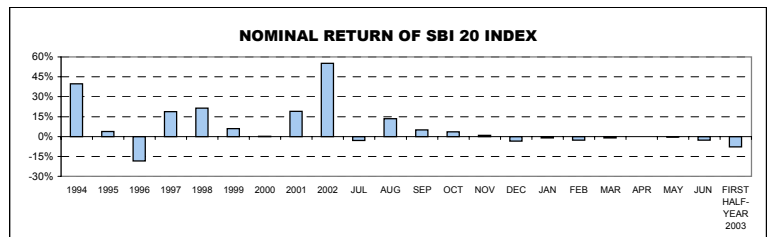
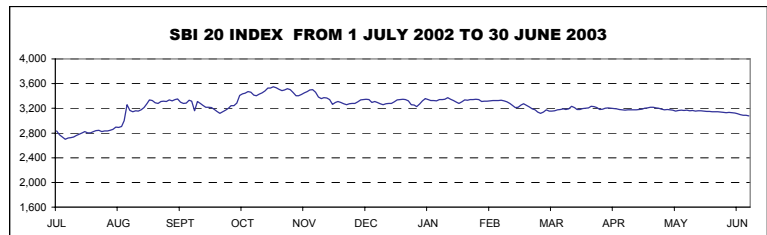
INDEX

	Page
A) STOCK EXCHANGE INDICES	1
A1) Values, yields and movements of Stock Exchange Indices	1
A2) Index compositions	4
B) NUMBER OF ISSUERS, TRADED SECURITIES AND MEMBERS	6
C) TURNOVER	7
C1) Monthly turnover by securities on official market	7
C2) Monthly turnover by securities on free market	9
C3) Turnover by securities on official market in first half-year 2003	14
C4) Turnover by securities on free market in first half-year 2003	16
C5) Most traded securities in June 2003	21
C6) Most traded securities in first half-year 2003	22
C7) Turnover by LJSE members in June 2003	23
C8) Turnover by LJSE members in first half-year 2003	24
C5) Turnover in Years 2002 and 2003	25
D) MARKET CAPITALISATION	28
D1) Market capitalisation of shares	29
D2) Market capitalisation of bonds	32
D3) Market capitalisation of investment funds	34
E) OTHER	35
E1) Indicators (shares on official market)	35
E2) Ownership and net inflow of foreign portfolio investments	36
E3) Record values	37
E4) New listed securities and changes in first half-year 2003	38
F) LIST OF SECURITIES	40
F1) Official market	40
F2) Free market	42

A) STOCK EXCHANGE INDICES

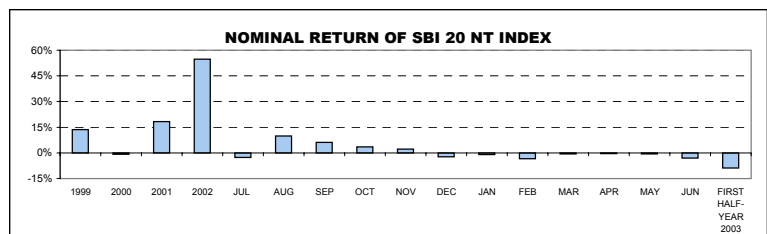
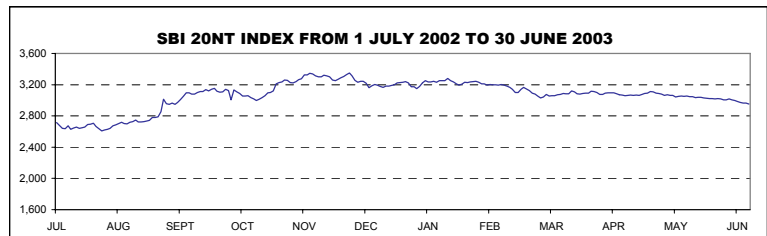
SBI 20 - SLOVENE STOCK EXCHANGE INDEX

Year	Max	Date	Min	Date	Close	Nominal return
1994	1,598.03	28 June 1994	1,131.23	21 Oct 1994	1,396.81	39.68%
1995	1,590.17	9 Nov 1995	1,016.99	13 July 1995	1,448.75	3.72%
1996	1,589.18	13 Mar 1996	891.93	10 Sept 1996	1,183.26	-18.33%
1997	1,655.36	10 Feb 1997	1,156.14	6 Jan 1997	1,404.70	18.71%
1998	2,026.47	10 Aug 1998	1,378.49	6 Jan 1998	1,705.77	21.43%
1999	1,981.87	19 Feb 1999	1,679.48	5 Jan 1999	1,806.26	5.89%
2000	1,903.66	24 Jan 2000	1,584.23	25 May 2000	1,807.94	0.09%
2001	2,159.35	19 Dec 2001	1,700.24	25 Apr 2001	2,151.59	19.01%
2002	3,547.64	8 Nov 2002	2,140.80	3 Jan 2002	3,340.20	55.24%
Year 2003	Max	Date	Min	Date	Close	Nominal return
January	3,371.93	24 Jan 2003	3,228.32	9 Jan 2003	3,305.77	-1.03%
February	3,349.14	7 Feb 2003	3,210.01	27 Feb 2003	3,215.23	-2.74%
March	3,271.88	4 Mar 2003	3,117.31	12 Mar 2003	3,182.96	-1.00%
April	3,234.11	7 Apr 2003	3,171.78	24 Apr 2003	3,178.22	-0.15%
May	3,218.69	9 May 2003	3,155.43	22 May 2003	3,164.43	-0.43%
June	3,162.14	3 Jun 2003	3,079.91	30 Jun 2003	3,079.91	-2.67%
First half-year 2003	3,371.93	24 Jan 2003	3,079.91	30 Jun 2003	3,079.91	-7.79%



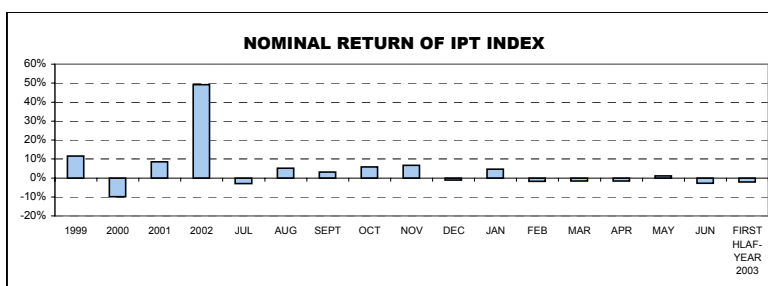
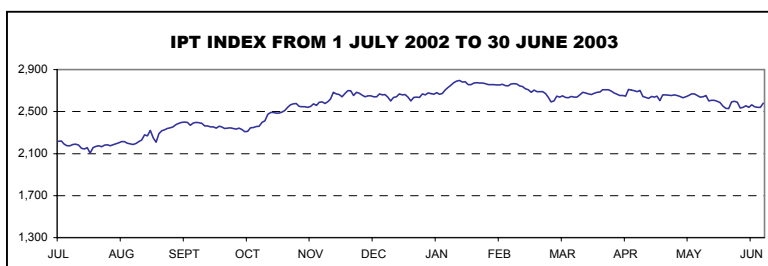
SBI 20NT - NON-WEIGHTED SLOVENE STOCK EXCHANGE INDEX

Year	Max	Date	Min	Date	Close	Nominal return
1998	1,706.07	10 Aug 1998	1,437.30	30 June 1998	1,568.87	n.a.
1999	1,871.02	8 Sept 1999	1,548.95	5 Jan 1999	1,782.03	13.59%
2000	1,841.63	25 Jan 2000	1,585.48	25 May 2000	1,769.15	-0.72%
2001	2,096.75	27 Dec 2001	1,661.96	9 May 2001	2,092.66	18.29%
2002	3,350.05	28 Nov 2002	2,082.58	3 Jan 2002	3,238.51	54.76%
Year 2003	Max	Date	Min	Date	Close	Nominal return
January	3,278.37	24 Jan 2002	3,147.56	9 Jan 2002	3,207.98	-0.94%
February	3,245.19	7 Feb 2003	3,100.31	28 Feb 2003	3,100.31	-3.36%
March	3,164.29	4 Mar 2003	3,031.87	12 Mar 2003	3,082.17	-0.59%
April	3,116.99	7 Apr 2003	3,059.58	24 Apr 2003	3,067.79	-0.47%
May	3,111.23	9 May 2003	3,044.39	22 May 2003	3,046.68	-0.69%
June	3,040.04	3 Jun 2003	2,951.65	30 Jun 2003	2,951.65	-3.12%
First half-year 2003	3,278.37	24 Jan 2003	2,951.65	30 Jun 2003	2,951.65	-8.86%



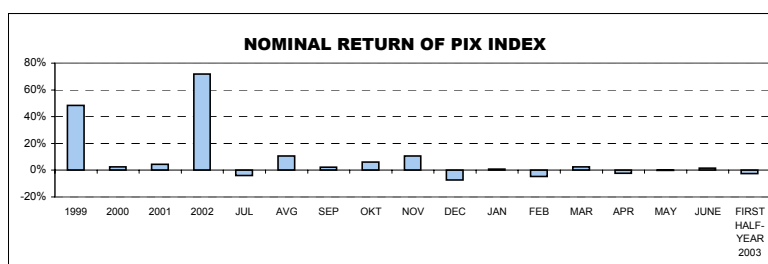
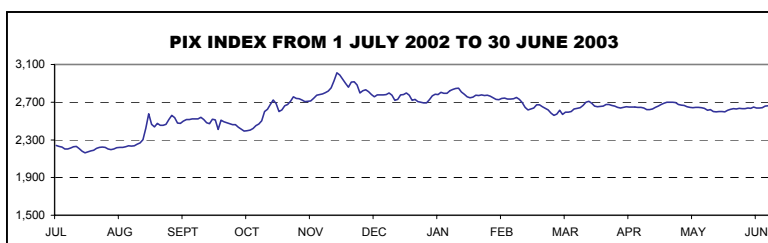
IPT - FREE MARKET INDEX

Year	Max	Date	Min	Date	Close	Nominal return
1998	1,795.31	11 Aug 1998	1,318.83	1 July 1998	1,618.99	n.a.
1999	1,806.98	30 Dec 1999	1,504.61	3 Aug 1999	1,806.98	11.61%
2000	1,772.76	24 Jan 2000	1,469.64	26 Oct 2000	1,627.44	-9.94%
2001	1,769.69	14 Dec 2001	1,415.06	23 May 2001	1,765.60	8.49%
2002	2,699.16	4 Dec 2002	1,753.43	8 Jan 2002	2,635.36	49.26%
Year 2003	Max	Date	Min	Date	Close	Nominal return
January	2,797.13	27 Jan 2003	2,633.35	7 Jan 2003	2,757.60	4.64%
February	2,776.17	4 Feb 2003	2,708.53	28 Feb 2003	2,708.53	-1.78%
March	2,703.95	4 Mar 2003	2,593.39	12 Mar 2003	2,667.22	-1.53%
April	2,712.35	18 Apr 2003	2,625.08	30 Apr 2003	2,625.08	-1.58%
May	2,667.80	26 May 2003	2,604.05	8 May 2003	2,654.02	1.10%
June	2,608.56	3 Jun 2003	2,528.38	11 Jun 2003	2,579.63	-2.80%
First half-year 2003	2,797.13	27 Jan 2003	2,528.38	11 Jun 2003	2,579.63	-2.11%



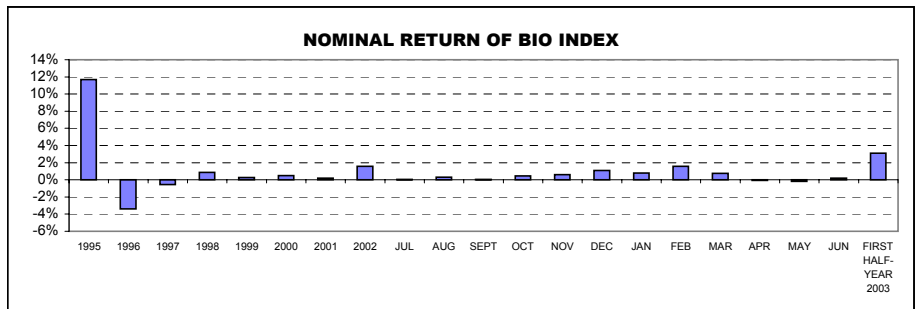
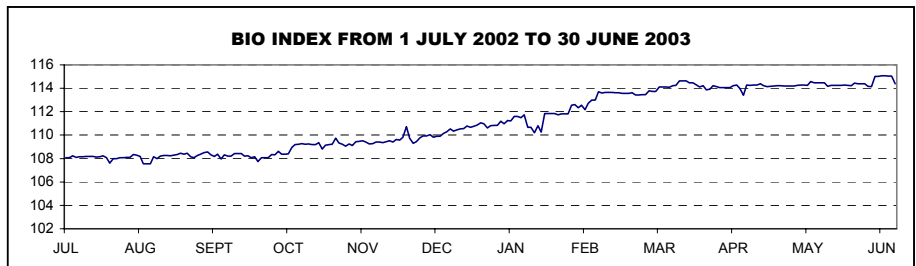
PIX - INVESTMENT FUNDS INDEX

Year	Max	Date	Min	Date	Close	Nominal return
1999	1,633.77	8 Sep 1999	965.15	5 Jan 1999	1,483.50	48.35%
2000	1,572.13	17 Jan 2000	1,097.07	25 May 2000	1,520.79	2.51%
2001	1,588.02	28 Dec 2001	1,328.44	23 May 2001	1,588.02	4.42%
2002	3,013.05	27 Nov 2002	1,551.00	3 Jan 2002	2,729.73	71.90%
Year 2003	Max	Date	Min	Date	Close	Nominal return
January	2,849.85	24 Jan 2003	2,692.79	8 Jan 2003	2,754.90	0.92%
February	2,778.48	5 Feb 2003	2,617.03	27 Feb 2003	2,628.28	-4.60%
March	2,710.57	28 Mar 2003	2,558.26	12 Mar 2003	2,690.65	2.37%
April	2,676.88	8 Apr 2003	2,621.90	29 Apr 2003	2,626.66	-2.38%
May	2,699.28	9 May 2003	2,615.27	29 May 2003	2,620.94	-0.22%
June	2,660.85	30 Jun 2003	2,597.72	3 Jun 2003	2,660.85	1.52%
First half-year 2003	2,849.85	24 Jan 2003	2,558.26	12 Mar 2003	2,660.85	-2.52%



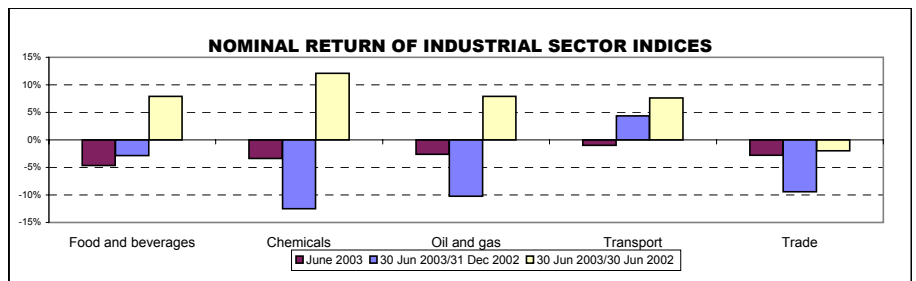
BIO - STOCK EXCHANGE BOND INDEX

Year	Max	Date	Min	Date	Close	Nominal return
1995	113.52	14 Dec 1995	100.46	5 July 1995	111.68	11.68%
1996	111.96	8 Jan 1996	106.61	28 June 1996	107.89	-3.39%
1997	110.97	8 Apr 1997	104.90	29 Jan 1997	107.31	-0.54%
1998	108.22	30 Dec 1998	101.68	25 May 1998	108.22	0.85%
1999	110.52	4 Feb 1999	104.53	16 Aug 1999	108.50	0.26%
2000	109.63	15 Dec 2000	103.96	9 June 2000	109.03	0.49%
2001	110.08	17 Sept 2001	107.81	21 Mar 2001	109.25	0.20%
2002	111.06	27 Dec 2002	107.17	12 Mar 2002	110.96	1.57%
Year 2003	Max	Date	Min	Date	Close	Nominal return
January	111.85	29 Jan 2003	110.20	24 Jan 2003	111.85	0.80%
February	113.70	20 Feb 2003	111.73	4 Feb 2003	113.63	1.59%
March	114.63	26 Mar 2003	113.42	7 Mar 2003	114.47	0.74%
April	114.47	1 Apr 2003	113.41	23 Apr 2003	114.38	-0.08%
May	114.59	23 May 2003	114.15	6 May 2003	114.17	-0.18%
June	115.06	23 Jun 2003	114.13	18 Jun 2003	114.40	0.20%
First half-year 2003	115.06	23 Jun 2003	110.20	24 Jan 2003	114.40	3.10%



INDUSTRIAL SECTOR INDICES

SECTOR	Value as of 30 Jun 2003	Nominal return		
		June 2003	30 Jun 2003/31 Dec 2002	30 Jun 2003/30 Jun 2002
Food and beverages	2,868.14	-4.66%	-2.88%	7.92%
Chemicals	2,965.66	-3.35%	-12.51%	12.09%
Oil and gas	3,911.05	-2.60%	-10.24%	7.90%
Transport	2,837.35	-1.00%	4.37%	7.64%
Trade	2,200.31	-2.78%	-9.42%	-1.98%



A2) INDEX COMPOSITIONS

COMPOSITION OF SLOVENIAN STOCK EXCHANGE INDEX - SBI 20 ON 30 JUNE 2003 *

Issuer	Trading code	Adjusted number of shares	Base value in SIT	Adjusted share	Sector	Capitalisation of index on 30 June 2003	Sector share
KRKA	KRKG	987,191	30,026.12	10.00	pharmaceuticals	40,780,159,304 SIT	10.82%
PETROL	PETG	994,277	22,251.50	10.00	oil and gas	38,283,452,695 SIT	15.39%
MERCATOR	MELR	1,669,118	4,520.37	10.00	trade	38,387,210,323 SIT	14.50%
PIVOVARNA LAŠKO	PILR	6,090,093	6,199.69	10.00	food and beverages	36,310,291,584 SIT	20.94%
INTEREUROPA	IEKG	7,537,314	4,919.17	10.00	transport	39,594,791,785 SIT	16.92%
SAVA	SAVA	1,391,518	16,791.89	9.15	chemicals	32,249,278,476 SIT	8.56%
GORENJE	GRVG	8,166,291	2,157.29	8.84	household appliances	31,347,777,936 SIT	8.32%
LUKA KOPER	LKPG	5,115,201	2,310.79	6.07	transport	24,165,130,260 SIT	
DROGA PORTOROŽ	DRPG	228,542	35,873.12	5.10	food and beverages	18,512,130,542 SIT	
ISTRABENZ	ITBG	3,034,933	2,700.00	4.97	oil and gas	19,709,128,046 SIT	
MERKUR	MER	737,951	18,003.70	4.38	trade	16,238,700,309 SIT	
KOLINSKA	KOLR	3,166,992	2,260.16	4.18	food and beverages	15,204,601,912 SIT	
DELO	DELR	500,674	17,000.10	3.13	publishing	11,020,085,077 SIT	2.93%
ŽITO	ZTOG	295,543	18,007.22	2.58	food and beverages	8,866,290,000 SIT	
TERME 3000	ZMTG	3,184,444	2,133.52	1.60	health resort	6,065,983,687 SIT	1.61%
Capitalisation of index						376,735,011,937 SIT	
Share of capitalisation (shares official market) in index							47.59%

* the same composition have also non-weighted Slovenian Stock Exchange Index - SBI 20NT

COMPOSITION OF FREE MARKET INDEX - IPT ON 30 JUNE 2003

Issuer	Trading code	Adjusted number of shares	Base value in SIT	Adjusted share	Capitalisation of index on 30 June 2003
HELIOS	HDOG	174,483	34,880.00	15.00	17,378,740,607 SIT
CINKARNA	CICG	670,363	5,000.00	15.00	15,750,761,901 SIT
JUTEKS	JTKG	641,432	12,701.10	12.68	12,252,403,148 SIT
KD GROUP, finančna družba	SKDR	186,436	50,000.00	9.62	13,050,520,000 SIT
INFOND HOLDING	IFFR	16,833,414	685.23	9.40	11,109,211,569 SIT
LESNINA	MILG	76,495	107,000.00	7.50	10,326,825,000 SIT
DZS	DZS	1,429,368	4,180.00	5.53	5,797,459,433 SIT
KD HOLDING	KDHR	924,969	6,870.52	5.43	4,949,694,113 SIT
TOSAMA	TODG	295,670	6,300.00	4.27	4,080,246,000 SIT
MESNA INDUSTRIJA PRIMORSKE	MIPG	1,478,742	2,739.18	3.48	3,170,422,848 SIT
PINUS RAČE	PIRG	133,383	24,500.00	2.81	3,988,151,700 SIT
MEDALJON	MEDR	1,734,000	790.15	2.50	2,947,800,000 SIT
JATA EMONA	JAMR	3,197,534	900	2.47	2,814,789,180 SIT
MELAMIN	MKOG	466,489	5,423.50	2.17	2,455,290,213 SIT
SATURNUS EMBALAŽA	SELR	84,064	29,500.00	2.13	2,858,091,936 SIT
Capitalisation of index					112,930,407,649 SIT
Share of capitalisation (shares free market) in index					44.68%

COMPOSITION OF INVESTMENT FUNDS INDEX - PIX ON 30 JUNE 2003

Issuer	Trading code	Adjusted number of shares	Base value in SIT	Share	Capitalisation of index on 30 June 2003
TRIGLAV STEBER 1	TG1N	147,487,470	70.11	17.92	31,910,389,009 SIT
NFD 1	NF1N	160,580,300	65.42	15.97	31,138,125,973 SIT
ZVON ENA	ZV1N	137,974,360	43.78	10.32	17,455,136,284 SIT
INFOND ID	IFIR	8,132,314	1,691.31	8.34	14,984,439,130 SIT
NFD 2	NF2N	291,379,659	37.80	7.39	14,979,828,269 SIT
ZLATA MONETA 1	ZM1N	68,297,800	47.12	6.59	11,484,275,070 SIT
KD ID	KDIN	92,046,145	57.74	6.50	11,543,507,044 SIT
ATENA PID	ATPR	135,915,888	63.98	5.72	12,447,177,023 SIT
PID VIPA INVEST	VI0N	104,268,115	63.50	5.14	8,967,057,890 SIT
POMURSKA INV.DRUŽBA 1	PM1N	35,923,940	60.20	4.23	7,975,114,680 SIT
KRONA SENIOR	SN0N	73,170,428	26.93	3.47	6,004,365,322 SIT
ZVON DVA	ZV2N	141,224,712	37.56	2.86	5,356,653,326 SIT
PID KD	KDPN	95,913,558	19.53	2.02	3,451,928,952 SIT
INFOND PID	IFPR	87,641,964	45.33	1.89	3,496,037,944 SIT
ZLATA MONETA II	ZM2N	82,333,757	37.43	1.65	2,850,394,667 SIT
Capitalisation of index (shares free market) in index					184,044,430,584 SIT
					81.70%

**COMPOSITION OF STOCK EXCHANGE BOND INDEX - BIO
ON 30 JUNE 2003**

Bonds	Trading code	Base value	Share
REPUBLIKA SLOVENIJA 38 th issue	RS38	101.00	39.35%
REPUBLIKA SLOVENIJA 48 th issue	RS48	100.00	38.24%
REPUBLIKA SLOVENIJA 29 th issue	RS29	99.90	16.32%
REPUBLIKA SLOVENIJA 26 th issue	RS26	103.25	6.10%

**COMPOSITIONS OF INDUSTRIAL SECTOR INDICES
ON 30 JUNE 2003**

Food and beverages

Issuer	Trading code	Adjusted number of shares	Base value in SIT	Adjusted share
PIVOVARNA LAŠKO	PILR	1,876,074	6,199.69	34.81
DROGA PORTOROŽ	DRPG	82,893	35,873.12	20.90
KOLINSKA	KOLR	1,154,384	2,260.16	17.22
ŽITO	ZTOG	154,610	18,007.22	15.26
MESNA INDUSTRIJA PRIMORSKE	MIPG	1,478,742	1,396.42	11.80

Chemicals

Issuer	Trading code	Adjusted number of shares	Base value in SIT	Adjusted share
SAVA	SAVA	231,699	16,791.89	37.10
HELIOS	HDOG	39,535	34,880.00	24.82
CINKARNA	CICG	149,015	5,000.00	24.35
COLOR	COMG	950,391	2,300.04	13.73

Oil and gas

Issuer	Trading code	Adjusted number of shares	Base value in SIT	Adjusted share
PETROL	PETG	1,297,406	22,251.50	60.61
ISTRABENZ	ITBG	5,180,000	2,700.00	39.39

Transport

Issuer	Trading code	Adjusted number of shares	Base value in SIT	Adjusted share
INTEREUROPA	IEKG	3,243,184	4,919.17	41.33
LUKA KOPER	LKPG	3,211,351	2,310.79	36.59
AERODROM	AELG	1,936,229	2,108.12	22.07

Trade

Issuer	Trading code	Adjusted number of shares	Base value in SIT	Adjusted share
MERCATOR	MELR	609,541	4,520.37	41.96
MERKUR	MER	278,805	18,003.70	19.00
SALUS	SALR	56,021	54,666.67	15.35
ŽIVILA KRANJ	ZKNG	277,443	12,435.33	12.00
KOMPAS MTS	MTSG	3,526,714	1,705.14	11.69

B) NUMBER OF ISSUERS, TRADED SECURITIES AND MEMBERS

	31 Dec 2000	31 Dec 2001	30 Jun 2002	31 Dec 2002	31 May 2003	30 Jun 2003
NUMBER OF ISSUERS	225	221	215	198	192	192
Official market	58	57	55	50	48	48
Shares	38	38	37	35	33	33
Bonds	20	19	18	15	15	15
Free market	167	164	160	148	144	144
Shares	111	113	114	100	97	97
Bonds	11	12	11	14	13	13
Closed-end funds	-	-	-	4	5	5
Authorised closed-end funds	44	38	34	29	29	29
Pension coupons	1	1	1	1	-	-
	31 Dec 2000	31 Dec 2001	30 Jun 2002	31 Dec 2002	31 May 2003	30 Jun 2003
NUMBER OF SECURITIES	267	271	273	265	255	259
Official market	94	100	106	109	104	108
Shares	40	39	38	36	33	33
Bonds	54	61	68	73	71	75
Free market	173	171	167	156	151	151
Shares	114	117	117	103	99	99
Bonds	14	15	15	19	18	18
Closed-end funds	-	-	-	4	5	5
Authorised closed-end funds	44	38	34	29	29	29
Pension coupons	1	1	1	1	-	-
Short term securities	8	10	10	10	10	10
	31 Dec 2000	31 Dec 2001	30 Jun 2002	31 Dec 2002	31 May 2003	30 Jun 2003
NUMBER OF MEMBERS	34	31	29	27	27	27

C) TURNOVER

C1) TURNOVER BY SECURITIES ON OFFICIAL MARKET IN JUNE 2003

1. Shares

Issue	Total (in SIT)	Total (in EUR)	Block trades (in SIT)	Cross trades (in SIT)	Share in total turnover on official market	Share in turnover of shares	Volume in pieces	Number of bargains
Total shares	5,523,599,700	23,649,261	2,689,637,246	920,520,847	43.62%	100.00%	469,518	3,753
Common shares	5,520,924,045	23,637,811	2,689,637,246	918,224,538	43.60%	99.95%	469,027	3,744
1 KRKA	2,811,965,450	12,035,008	2,252,118,696	199,508,546	22.20%	50.91%	69,488	740
2 GORENJE	492,209,268	2,108,112	0	297,893,418	3.89%	8.91%	119,359	466
3 PIVOVARNA LAŠKO	413,758,787	1,772,609	73,227,600	149,390,733	3.27%	7.49%	68,380	206
4 MERCATOR	364,315,184	1,560,313	35,250,000	47,056,697	2.88%	6.60%	15,720	403
5 SAVA	262,530,987	1,124,437	169,682,870	26,808,324	2.07%	4.75%	11,036	144
6 MERKUR	207,985,128	890,303	159,358,080	4,383,210	1.64%	3.77%	9,664	76
7 PETROL	169,697,839	726,821	0	49,640,182	1.34%	3.07%	4,363	405
8 LUKA KOPER	166,849,901	714,611	0	34,317,570	1.32%	3.02%	35,268	233
9 INTEREUROPA	112,288,740	481,045	0	42,162,215	0.89%	2.03%	21,253	123
10 ISTRABENZ	58,839,934	251,984	0	7,518,282	0.46%	1.07%	8,939	157
11 TERME ČATEŽ IMENSKE	57,671,353	247,125	0	532,000	0.46%	1.04%	2,172	48
12 DELO PRODAJA	56,639,437	242,769	0	1,871,700	0.45%	1.03%	10,313	42
13 ŽITO	48,809,445	209,103	0	1,081,615	0.39%	0.88%	1,563	118
14 SALUS - SERIJA B	41,465,922	177,633	0	6,439,993	0.33%	0.75%	451	25
15 KOLINSKA	40,000,813	171,331	0	9,989,220	0.32%	0.72%	8,176	80
16 KOMPAS MTS	38,365,922	164,360	0	1,919,615	0.30%	0.69%	31,836	74
17 DROGA PORTOROŽ	35,355,430	151,407	0	2,835,000	0.28%	0.64%	412	39
18 TERME 3000	28,301,698	121,193	0	8,921,092	0.22%	0.51%	14,848	67
19 RADENSKA	23,277,351	99,674	0	485,200	0.18%	0.42%	16,041	64
20 EMONA OBALA KOPER	17,246,150	73,804	0	12,909,730	0.14%	0.31%	10,774	24
21 ŽIVILA KRANJ	13,356,690	57,187	0	3,354,132	0.11%	0.24%	989	48
22 BANKA KOPER	10,493,861	44,963	0	2,702,476	0.08%	0.19%	190	31
23 DELO	8,818,629	37,787	0	22,011	0.07%	0.16%	380	22
24 PIVOVARNA UNION	7,689,006	32,946	0	1,462,000	0.06%	0.14%	89	12
25 ETOL	7,458,782	31,948	0	696,040	0.06%	0.14%	192	20
26 COMET	6,757,250	28,935	0	0	0.05%	0.12%	2,250	9
27 GRADB.PODJETJE GROSUPLJE	5,977,476	25,604	0	2,734,000	0.05%	0.11%	1,024	18
28 AERODROM	5,697,052	24,398	0	877,742	0.04%	0.10%	1,217	23
29 MLINOTEST	3,380,226	14,480	0	241,845	0.03%	0.06%	1,854	16
30 TEHNOUNION	2,724,202	11,657	0	375,000	0.02%	0.05%	218	3
31 GEODETSKI ZAVOD SLOVENIJE	990,522	4,240	0	94,950	0.01%	0.02%	562	7
32 NIKA	5,610	24	0	0	0.00%	0.00%	6	1
Preferred shares	2,675,655	11,450	0	2,296,309	0.02%	0.05%	491	9
1 PROBANKA IMENSKE	2,675,655	11,450	0	2,296,309	0.02%	0.05%	491	9

2. Bonds

Issue	Total (in SIT)	Total EUR	(in Block trades (in SIT)	Cross trades (in SIT)	Share in total turnover on official market	Share in turnover of bonds	Volume in pieces	Number of bargains
Total bonds	7,140,114,147	30,588,178	5,209,865,829	1,088,465,726	56.38%	100.00%	1,104,453	1,493
1 REPUBLIKA SLOVENIJA 50 th issue	1,581,786,711	6,776,376	1,455,511,983	47,928,214	12.49%	22.15%	67,054	27
2 ABANKA 6 th issue	1,071,588,553	4,594,480	1,071,588,553	0	8.46%	15.01%	45,400	3
3 REPUBLIKA SLOVENIJA 39 th issue	770,529,790	3,300,007	38,216,000	330,171,954	6.08%	10.79%	806,801	1,208
4 REPUBLIKA SLOVENIJA 53 th issue	736,486,051	3,155,881	647,918,836	67,246,496	5.82%	10.31%	30,686	24
5 REPUBLIKA SLOVENIJA 26 th issue	704,524,784	3,015,712	617,304,956	11,842,691	5.56%	9.87%	28,390	24
6 REPUBLIKA SLOVENIJA 51 st issue	434,029,100	1,858,146	382,251,100	41,328,000	3.43%	6.08%	41,710	7
7 REPUBLIKA SLOVENIJA 38 th issue	407,287,228	1,744,206	400,237,255	6,052,991	3.22%	5.70%	15,762	12
8 NFD INVESTICIJSKO SVETOVANJE	344,699,535	1,477,540	181,294,122	120,967,015	2.72%	4.83%	1,749	10
9 REPUBLIKA SLOVENIJA 43 rd issue	246,878,300	1,058,158	243,162,300	2,678,000	1.95%	3.46%	23,945	7
10 NLB 10 th issue	121,826,000	521,679	0	121,826,000	0.96%	1.71%	1,220	3
11 NLB 11 th issue	102,750,560	440,000	0	102,750,560	0.81%	1.44%	440	1
12 BTC 2 nd issue	93,461,923	400,381	0	88,711,811	0.74%	1.31%	3,816	11
13 REPUBLIKA SLOVENIJA 28 th issue	87,681,550	375,924	81,047,200	6,634,350	0.69%	1.23%	8,434	10
14 SLOVENSKA RAZVOJNA DRUŽBA	80,354,326	343,982	0	47,647,910	0.63%	1.13%	675	20
15 REPUBLIKA SLOVENIJA 20 th issue	77,827,726	333,226	0	0	0.61%	1.09%	7,760	7
16 REPUBLIKA SLOVENIJA 21 st issue	66,619,331	285,340	40,554,514	7,092,045	0.53%	0.93%	7,788	5
17 REPUBLIKA SLOVENIJA 18 th issue	55,624,024	238,241	50,779,010	4,845,013	0.44%	0.78%	2,237	5
18 REPUBLIKA SLOVENIJA 40 th issue	33,948,260	145,462	0	31,869,260	0.27%	0.48%	3,300	5
19 REPUBLIKA SLOVENIJA 29 th issue	28,756,721	123,149	0	9,557,484	0.23%	0.40%	1,176	20
20 PROBANKA 2 nd issue	16,892,475	72,354	0	0	0.13%	0.24%	1,408	3
21 REPUBLIKA SLOVENIJA 31 st issue	15,705,650	67,283	0	4,875,650	0.12%	0.22%	1,455	5
22 REPUBLIKA SLOVENIJA 33 rd issue	14,415,123	61,741	0	1,004,594	0.11%	0.20%	86	6
23 REPUBLIKA SLOVENIJA 27 th issue	9,671,336	41,420	0	8,803,336	0.08%	0.14%	896	19
24 REPUBLIKA SLOVENIJA 41 st issue	7,296,190	31,247	0	5,176,190	0.06%	0.10%	689	4
25 NLB 2 nd issue, A series	5,762,926	24,698	0	1,209,679	0.05%	0.08%	43	3
26 REPUBLIKA SLOVENIJA 49 th issue	5,180,074	22,184	0	4,270,078	0.04%	0.07%	57	8
27 BTC HIPOTEKARNE	4,041,123	17,310	0	1,640,168	0.03%	0.06%	429	4
28 STANOVANJSKI SKLAD 2 nd issue	3,776,452	16,171	0	3,588,547	0.03%	0.05%	41	5
29 REPUBLIKA SLOVENIJA 48 th issue	2,386,358	10,225	0	1,190,261	0.02%	0.03%	100	2
30 REPUBLIKA SLOVENIJA 32 nd issue	1,946,771	8,335	0	1,946,771	0.02%	0.03%	81	5
31 REPUBLIKA SLOVENIJA 37 th issue	1,318,750	5,651	0	1,318,750	0.01%	0.02%	125	1
32 REPUBLIKA SLOVENIJA 22 nd issue	1,063,880	4,552	0	1,063,880	0.01%	0.01%	104	3
33 REPUBLIKA SLOVENIJA 10 th issue	768,538	3,291	0	0	0.01%	0.01%	119	5
34 REPUBLIKA SLOVENIJA 25 th issue	730,100	3,128	0	730,100	0.01%	0.01%	70	1
35 REPUBLIKA SLOVENIJA 24 th issue	676,700	2,897	0	676,700	0.01%	0.01%	67	1
36 ABANKA 4 th issue	476,105	2,040	0	476,105	0.00%	0.01%	20	1
37 PROBANKA 1 st issue	453,484	1,942	0	453,484	0.00%	0.01%	300	1
38 BANKA VIPA 4 th issue	414,897	1,778	0	414,897	0.00%	0.01%	12	2
39 HOTELI BERNARDIN	298,227	1,278	0	298,227	0.00%	0.00%	3	1
40 BANKA VIPA 5 th issue	96,701	414	0	96,701	0.00%	0.00%	3	2
41 BANKA VIPA 7 th issue	43,829	187	0	43,829	0.00%	0.00%	1	1
42 BANKA VIPA 6 th issue	37,985	162	0	37,985	0.00%	0.00%	1	1
43 ABANKA 3 rd issue	0	0	0	0	0.00%	0.00%	0	0
44 ABANKA 5 th issue	0	0	0	0	0.00%	0.00%	0	0
45 BANKA CELJE 3 rd issue	0	0	0	0	0.00%	0.00%	0	0
46 BANKA CELJE 4 th issue	0	0	0	0	0.00%	0.00%	0	0
47 BANKA CELJE 5 th issue	0	0	0	0	0.00%	0.00%	0	0
48 BANKA CELJE 6 th issue, A series	0	0	0	0	0.00%	0.00%	0	0
49 BANKA CELJE 6 th issue, B series	0	0	0	0	0.00%	0.00%	0	0
50 BANKA VIPA 2 nd issue	0	0	0	0	0.00%	0.00%	0	0
51 BANKA VIPA 3 rd issue	0	0	0	0	0.00%	0.00%	0	0
52 BANKA ZASAVJE 2 nd issue	0	0	0	0	0.00%	0.00%	0	0
53 NLB 2 nd issue, B series	0	0	0	0	0.00%	0.00%	0	0
54 NLB 3 rd issue	0	0	0	0	0.00%	0.00%	0	0
55 NLB 9 th issue	0	0	0	0	0.00%	0.00%	0	0
56 NOVA KBM 2 nd issue	0	0	0	0	0.00%	0.00%	0	0
57 NOVA KBM 3 rd issue, A series	0	0	0	0	0.00%	0.00%	0	0
58 NOVA KBM 3 rd issue, B series	0	0	0	0	0.00%	0.00%	0	0
59 REPUBLIKA SLOVENIJA 13 th issue	0	0	0	0	0.00%	0.00%	0	0
60 REPUBLIKA SLOVENIJA 17 th issue	0	0	0	0	0.00%	0.00%	0	0
61 REPUBLIKA SLOVENIJA 19 th issue	0	0	0	0	0.00%	0.00%	0	0
62 REPUBLIKA SLOVENIJA 23 rd issue	0	0	0	0	0.00%	0.00%	0	0
63 REPUBLIKA SLOVENIJA 34 th issue	0	0	0	0	0.00%	0.00%	0	0
64 REPUBLIKA SLOVENIJA 35 th issue	0	0	0	0	0.00%	0.00%	0	0
65 REPUBLIKA SLOVENIJA 36 th issue	0	0	0	0	0.00%	0.00%	0	0
66 REPUBLIKA SLOVENIJA 42 nd issue	0	0	0	0	0.00%	0.00%	0	0
67 REPUBLIKA SLOVENIJA 44 th issue	0	0	0	0	0.00%	0.00%	0	0
68 REPUBLIKA SLOVENIJA 45 th issue	0	0	0	0	0.00%	0.00%	0	0
69 REPUBLIKA SLOVENIJA 52 nd issue	0	0	0	0	0.00%	0.00%	0	0
70 SKB OBVEZNICE 3 rd issue	0	0	0	0	0.00%	0.00%	0	0
71 SKB OBVEZNICE 4 th issue, A series	0	0	0	0	0.00%	0.00%	0	0
72 SKB OBVEZNICE 4 th issue, B series	0	0	0	0	0.00%	0.00%	0	0
73 SL ZADR. KMET. BANKA	0	0	0	0	0.00%	0.00%	0	0
74 SL. ZADR. KMET. BANKA 3 rd issue	0	0	0	0	0.00%	0.00%	0	0
75 STANOVANJSKI SKLAD RS 1 st issue	0	0	0	0	0.00%	0.00%	0	0
Total official market	12,663,713,847	54,237,439	7,899,503,075	2,008,986,573	100.00%	-	1,573,971	5,246

C2) TURNOVER BY SECURITIES ON FREE MARKET IN JUNE 2003

1. Shares (1)

Issue	Total (in SIT)	Total (in EUR)	Block trades (in SIT)	Cross trades (in SIT)	Share in total turnover on free market	Share in turnover of shares	Volume in pieces	Number of bargains
Shares	1,892,258,472	8,101,469	890,386,012	248,429,481	17.07%	100.00%	824,359	5,273
Common shares	1,870,674,078	8,009,013	890,386,012	237,976,168	16.87%	98.86%	820,339	5,024
1 JUTEKS	352,648,059	1,508,823	314,412,000	4,836,188	3.18%	18.64%	18,457	77
2 KD GROUP, finančna družba	280,138,777	1,198,634	272,700,000	3,327,245	2.53%	14.80%	4,616	16
3 MAKSIMA HOLDING	218,507,674	935,489	58,525,675	65,825,843	1.97%	11.55%	283,611	941
4 AKTIVA INVEST	143,785,509	615,827	0	36,404,326	1.30%	7.60%	6,738	684
5 INFOND HOLDING	102,482,914	438,951	0	20,875,049	0.92%	5.42%	156,098	799
6 TRIGLAV	82,453,726	353,345	0	13,438,877	0.74%	4.36%	99,615	787
7 BELINKA HOLDING	75,924,920	324,985	65,878,130	0	0.68%	4.01%	21,499	13
8 LESNINA	62,342,385	267,104	0	6,905,962	0.56%	3.29%	455	49
9 KOMPAS HOTELI KG	59,687,848	255,458	59,687,848	0	0.54%	3.15%	8,177	1
10 SATURNUS EMBALAŽA	52,956,998	226,958	38,040,000	96,000	0.48%	2.80%	1,669	29
11 CINKARNA	49,558,625	212,236	0	15,650,200	0.45%	2.62%	2,083	67
12 IMP KLIMAT	47,804,607	204,598	47,141,934	0	0.43%	2.53%	28,156	3
13 DZS	41,416,330	177,552	0	8,112	0.37%	2.19%	9,451	14
14 HELIOS	39,485,855	169,122	0	13,695,114	0.36%	2.09%	395	45
15 GOZDNO GOSPODARSTVO BLEJ	37,492,245	160,553	34,000,425	2,820	0.34%	1.98%	29,289	8
16 KD HOLDING	22,122,331	94,739	0	3,238,830	0.20%	1.17%	4,197	352
17 HIDROTEHNIK	18,571,366	79,568	0	2,664,051	0.17%	0.98%	10,286	25
18 VIZIJA HOLDING	10,760,100	46,084	0	2,812,550	0.10%	0.57%	16,554	154
19 TUS KO-SI	10,697,950	45,829	0	9,882,700	0.10%	0.57%	5,796	41
20 MESNA INDUSTRIJA PRIMORSKE	10,337,044	44,273	0	2,174,025	0.09%	0.55%	5,131	28
21 SLOVENIJALES	9,559,684	40,942	0	1,000,000	0.09%	0.51%	957	28
22 LIP BLEJ	9,005,106	38,560	0	5,639,104	0.08%	0.48%	10,201	30
23 ETRA 33	8,968,500	38,400	0	0	0.08%	0.47%	189	11
24 JATA EMONA	7,940,629	34,028	0	3,973,410	0.07%	0.42%	9,004	22
25 LESNINA EMMI	7,885,010	33,770	0	144,400	0.07%	0.42%	10,442	13
26 MODRA LINIJA HOLDING	7,274,189	31,156	0	2,392,005	0.07%	0.38%	8,483	122
27 MEDALJON	6,708,170	28,735	0	2,440,040	0.06%	0.35%	3,908	23
28 POM-INVEST	5,841,286	25,022	0	1,686,092	0.05%	0.31%	12,198	155
29 LIV POSTOJNA	5,152,334	22,074	0	228,030	0.05%	0.27%	337	12
30 MELAMIN	5,120,332	21,925	0	0	0.05%	0.27%	981	16
31 INTEGRAL JESENICE	4,625,850	19,812	0	2,056,000	0.04%	0.24%	2,334	18
32 LIZ INŽENIRING	4,517,812	19,353	0	795,000	0.04%	0.24%	2,858	6
33 ALPETOUR POTOVALNA AGENCIJA	4,465,560	19,133	0	4,201,550	0.04%	0.24%	1,887	12
34 JAVOR PIVKA	4,310,603	18,470	0	471,413	0.04%	0.23%	5,817	22
35 FRUCTAL	4,090,325	17,517	0	949,660	0.04%	0.22%	1,619	16
36 MITOL	4,084,557	17,485	0	0	0.04%	0.22%	1,062	6
37 PINUS RAČE	3,780,865	16,186	0	0	0.03%	0.20%	127	12
38 GRAND HOTEL UNION	3,375,000	14,460	0	82,500	0.03%	0.18%	1,350	14
39 VELANA	3,280,339	14,051	0	174,930	0.03%	0.17%	5,475	20
40 TOVARNA SLADKORJA ORMOŽ	3,182,791	13,638	0	0	0.03%	0.17%	400	13
41 MARINA PORTOROŽ	3,108,810	13,320	0	366,460	0.03%	0.16%	394	8
42 TOPLICE DOBRNA	2,950,703	12,629	0	2,882,414	0.03%	0.16%	1,481	4
43 CETIS	2,874,021	12,312	0	130,000	0.03%	0.15%	107	13
44 TOSAMA	2,758,938	11,812	0	13,250	0.02%	0.15%	209	16
45 HOTELI PALACE	2,301,073	9,859	0	1,434,073	0.02%	0.12%	1,534	9
46 NAMA	1,878,000	8,045	0	0	0.02%	0.10%	1,288	5
47 JADRAN	1,747,146	7,484	0	0	0.02%	0.09%	360	3
48 FINIRA	1,686,743	7,224	0	330,061	0.02%	0.09%	5,493	65
49 TEKSTINA	1,619,972	6,938	0	162,772	0.01%	0.09%	2,087	8
50 PLAMA - PUR	1,548,598	6,631	0	386,368	0.01%	0.08%	562	7
51 COLOR	1,411,767	6,050	0	6,762	0.01%	0.07%	636	20
52 KEMA PUCONCI	1,409,140	6,032	0	0	0.01%	0.07%	321	5
53 INTERTRADE ITS	1,336,171	5,725	0	0	0.01%	0.07%	1,336	12
54 KRONA HOLDING	1,252,923	5,366	0	782,622	0.01%	0.07%	3,219	10
55 AGROKOMBINAT MARIBOR	1,068,973	4,576	0	130,390	0.01%	0.06%	1,067	10
56 MURALES	1,034,245	4,432	0	1,034,245	0.01%	0.05%	626	2
57 GORENJSKI TISK	929,089	3,979	0	0	0.01%	0.05%	300	10
58 EGOLES ŠKOFJA LOKA	753,375	3,227	0	274,975	0.01%	0.04%	848	2
59 SVILANIT	739,990	3,169	0	720,000	0.01%	0.04%	810	2
60 CREINA	629,013	2,693	0	569,513	0.01%	0.03%	148	3
61 DANA	610,247	2,614	0	76,956	0.01%	0.03%	452	8
62 FOND INVEST	575,301	2,464	0	24,061	0.01%	0.03%	643	41
63 GOZDNO GOSPODARSTVO POSTOJNA	521,750	2,235	0	191,000	0.00%	0.03%	506	4
64 MK TISKARNA	519,074	2,224	0	112,000	0.00%	0.03%	276	7
65 UNITAS	450,000	1,926	0	0	0.00%	0.02%	300	2
66 MEDVEŠEK PUŠNIK	420,000	1,801	0	0	0.00%	0.02%	21	3
67 SWATY	399,000	1,710	0	0	0.00%	0.02%	38	1
68 AVTO CELJE	364,250	1,561	0	0	0.00%	0.02%	287	6
69 GEA TOVARNA OLJA	226,295	970	0	220,220	0.00%	0.01%	187	3
70 RTC KRVAVEC IMENSKE	181,000	775	0	0	0.00%	0.01%	184	3

1. Shares (2)

Issue	Total (in SIT)	Total (in EUR)	Block trades (in SIT)	Cross trades (in SIT)	Share in total turnover on free market	Share in turnover of shares	Volume in pieces	Number of bargains
71 ŽITO INTES	174,783	749	0	0	0.00%	0.01%	672	6
72 ZASAVSKI RAČUNSKI CENTER	149,000	637	0	0	0.00%	0.01%	298	2
73 IMP ČRPALKE	114,550	490	0	0	0.00%	0.01%	139	6
74 CAPITA	114,000	488	0	0	0.00%	0.01%	190	2
75 AVTOPREVOZNIŠTVO IN SERVISI	101,220	434	0	0	0.00%	0.01%	723	3
76 ELMO	86,125	368	0	0	0.00%	0.00%	246	1
77 NIKO ŽELEZNIKI	84,000	360	0	0	0.00%	0.00%	4	1
78 JELEN	56,000	240	0	56,000	0.00%	0.00%	70	1
79 KLASJE	55,900	239	0	0	0.00%	0.00%	215	1
80 SIJAJ HRASTNIK	54,050	231	0	0	0.00%	0.00%	47	1
81 INLES RIBNICA	34,488	148	0	0	0.00%	0.00%	112	3
82 ZDRAVILIŠČE ROGAŠKA	150	1	0	0	0.00%	0.00%	1	1
83 GORIŠKE OPEKARNE	0	0	0	0	0.00%	0.00%	0	0
84 GRADIS GP	0	0	0	0	0.00%	0.00%	0	0
85 VALKARTON	0	0	0	0	0.00%	0.00%	0	0
86 SVILA	0	0	0	0	0.00%	0.00%	0	0
87 KOŠAKI TMI MARIBOR	0	0	0	0	0.00%	0.00%	0	0
88 UPIMO GROUP	0	0	0	0	0.00%	0.00%	0	0
89 ŽELEZARNA RAVNE - MONTER DRAVOGRAD	0	0	0	0	0.00%	0.00%	0	0
90 MLAJ	0	0	0	0	0.00%	0.00%	0	0
91 INTERTRADE ITA	0	0	0	0	0.00%	0.00%	0	0
92 OLJARICA	0	0	0	0	0.00%	0.00%	0	0
93 UNIT-AS NEPREMIČNINE	0	0	0	0	0.00%	0.00%	0	0
94 SAVINJA MOZIRJE	0	0	0	0	0.00%	0.00%	0	0
95 INTARA	0	0	0	0	0.00%	0.00%	0	0
96 SATURNUS AVTOOPREMA	0	0	0	0	0.00%	0.00%	0	0
97 GEA COLLEGE	0	0	0	0	0.00%	0.00%	0	0
Preferred shares	21,584,394	92,456	0	10,453,313	0.19%	1.14%	4,020	249
1 KD HOLDING	21,584,394	92,456	0	10,453,313	0.19%	1.14%	4,020	249
2 ZDRAVILIŠČE ROGAŠKA	0	0	0	0	0.00%	0.00%	0	0

2. Bonds

Issue	Total (in SIT)	Total (in EUR)	Block trades (in SIT)	Cross trades (in SIT)	Share in total turnover on free market	Share in turnover of bonds	Volume in pieces	Number of bargains
Bonds	2,040,567,812	8,739,543	565,565,963	237,434,871	18.41%	100.00%	172,006	485
1 SLOV. ODŠKODNINSKA DRUŽBA 2 nd issue	2,036,738,689	8,723,149	565,565,963	234,957,632	18.37%	99.81%	171,541	478
2 PROBANKA 4 th issue	1,676,037	7,171	0	1,676,037	0.02%	0.08%	71	1
3 KD INVESTMENTS 1 st issue	705,872	3,023	0	0	0.01%	0.03%	55	1
4 NLB 7 th issue	526,000	2,255	0	0	0.00%	0.03%	5	1
5 BORZNA DRUŽBA POTEZA 2 nd issue	425,289	1,821	0	425,289	0.00%	0.02%	43	1
6 NAMA 1 st issue	291,547	1,249	0	171,535	0.00%	0.01%	289	2
7 STANOVANJSKI SKLAD 3 rd issue	204,378	875	0	204,378	0.00%	0.01%	2	1
8 AUTOCOMMERCE 1 st issue	0	0	0	0	0.00%	0.00%	0	0
9 BANKA KOPER 3 rd issue	0	0	0	0	0.00%	0.00%	0	0
10 BANKA KOPER 4 th issue	0	0	0	0	0.00%	0.00%	0	0
11 NLB 8 th issue	0	0	0	0	0.00%	0.00%	0	0
12 POŠTNA BANKA SLOVENIJE 2 nd issue	0	0	0	0	0.00%	0.00%	0	0
13 POŠTNA BANKA SLOVENIJE 3 rd issue	0	0	0	0	0.00%	0.00%	0	0
14 PROBANKA 5 th issue	0	0	0	0	0.00%	0.00%	0	0
15 SIP STROJNA INDUSTRIJA 1 st issue, A series	0	0	0	0	0.00%	0.00%	0	0
16 SIP STROJNA INDUSTRIJA 1 st issue, B series	0	0	0	0	0.00%	0.00%	0	0
17 UBK KONVERTIBILNE	0	0	0	0	0.00%	0.00%	0	0
18 VIPA	0	0	0	0	0.00%	0.00%	0	0
Total free market (shares and bonds)	3,932,826,284	16,841,012	1,455,951,975	485,864,352	35.47%	-	996,365	5,758

3. Investment funds

Issue	Total (in SIT)	Total (in EUR)	Block trades (in SIT)	Cross trades (in SIT)	Share in total turnover on free market	Share in turnover of investment funds	Volume in pieces	Number of bargains
Total investment funds	7,153,451,256	30,619,545	5,278,134,118	399,836,157	64.53%	100.00%	68,714,874	12,616
1 Closed-end funds	3,720,791,735	15,922,515	2,865,032,060	124,202,206	33.56%	52.01%	16,949,485	4,312
2 Authorised closed-end funds	3,432,659,521	14,697,030	2,413,102,058	275,633,951	30.96%	47.99%	51,765,389	8,304

3.1. Closed-end funds

Issue	Total (in SIT)	Total (in EUR)	Block trades (in SIT)	Cross trades (in SIT)	Share in total turnover on free market	Share in turnover of closed-end funds	Volume in pieces	Number of bargains
Total closed-end funds	3,720,791,735	15,922,515	2,865,032,060	124,202,206	33.56%	100.00%	16,949,485	4,312
1 TRIGLAV STEBER 1	2,889,521,503	12,362,517	2,685,251,000	20,927,854	26.06%	77.66%	14,322,109	794
2 ID MAKSIMA	334,234,766	1,431,951	179,781,000	63,316,189	3.01%	8.98%	310,913	1,116
3 NFD 1	295,192,868	1,263,599	0	13,785,814	2.66%	7.93%	1,569,986	840
4 INFOND ID	115,600,278	495,083	0	15,770,015	1.04%	3.11%	63,032	874
5 KD ID	86,242,320	369,365	0	10,402,334	0.78%	2.32%	683,445	688

3.2. Authorised closed-end funds

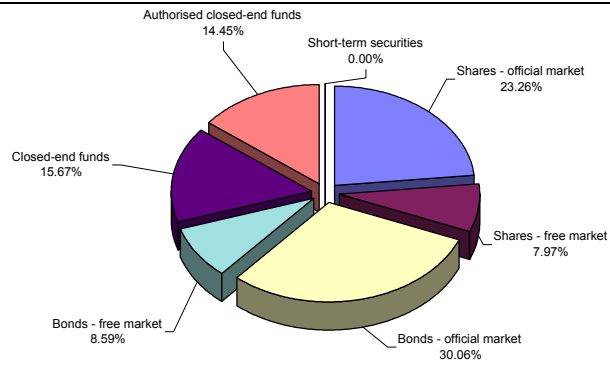
Issue	Total (in SIT)	Total (in EUR)	Block trades (in SIT)	Cross trades (in SIT)	Share in total turnover on free market	Share in turnover of auth. closed-end funds	Volume in pieces	Number of bargains
Total authorised closed-end funds	3,432,659,521	14,697,030	2,413,102,058	275,633,951	30.96%	100.00%	51,765,389	8,304
1 ZVON DVA	1,455,818,162	6,230,698	1,379,091,357	14,210,800	30.96%	42.41%	28,217,310	756
2 KRONA SENIOR	425,770,647	1,824,501	375,900,000	9,616,036	13.13%	12.40%	5,409,217	229
3 MERCATA	402,520,340	1,722,528	399,997,500	572,625	3.84%	11.73%	2,879,168	66
4 ZVON ENA	242,808,214	1,039,989	139,150,242	15,893,530	3.63%	7.07%	1,717,258	601
5 NFD 2	142,739,855	611,226	0	41,330,759	2.19%	4.16%	2,882,476	986
6 ATENA PID	126,590,537	542,127	0	30,727,153	1.29%	3.69%	1,350,523	547
7 ZLATA MONETA 1	117,900,402	504,793	44,003,179	10,741,537	1.14%	3.43%	713,778	332
8 MODRA LINIJA	115,324,354	494,294	74,959,780	21,577,422	1.06%	3.36%	796,248	152
9 INFOND PID	83,098,506	355,849	0	11,225,571	1.06%	2.42%	2,072,425	828
10 POMURSKA INV. DRUŽBA 1	81,979,020	351,079	0	42,256,780	0.75%	2.39%	371,011	174
11 ARKADA ENA	57,757,831	247,477	0	15,837,164	0.74%	1.68%	623,100	196
12 PID VIPA INVEST	44,472,369	190,488	0	32,439,993	0.52%	1.30%	533,021	216
13 PID MAKSIMA	29,794,008	127,610	0	7,950,628	0.40%	0.87%	1,031,686	956
14 PID KD	24,449,757	104,718	0	3,567,596	0.27%	0.71%	675,386	585
15 TRIGLAV STEBER PID	19,895,821	85,216	0	1,684,066	0.22%	0.58%	759,713	633
16 ZLATA MONETA II	19,653,583	84,167	0	3,562,608	0.18%	0.57%	568,317	287
17 VIZIJA I PID	8,641,985	37,013	0	2,088,240	0.18%	0.25%	157,127	154
18 KS-sklad 2	5,266,877	22,559	0	2,901,778	0.08%	0.15%	161,072	45
19 SETEV	5,242,247	22,454	0	372,178	0.05%	0.15%	159,670	65
20 NIKA 1	4,559,771	19,538	0	2,243,816	0.05%	0.13%	115,525	60
21 TRDNJAVA	4,055,075	17,366	0	0	0.04%	0.12%	114,359	48
22 POOBLAŠČENA POMURSKA INV. DRUŽBA	3,415,150	14,629	0	1,060,623	0.04%	0.10%	121,784	153
23 PID AKTIVA AVANT I	2,457,021	10,526	0	939,202	0.03%	0.07%	64,641	72
24 NIKA 2	2,000,689	8,570	0	1,199,154	0.02%	0.06%	78,120	26
25 NIKA	1,863,211	7,981	0	356,029	0.02%	0.05%	54,431	28
26 MERCATA 1	1,773,616	7,597	0	247,655	0.02%	0.05%	51,808	52
27 KS - SKLAD 4	1,470,324	6,297	0	635,337	0.02%	0.04%	46,972	38
28 TRDNJAVA I	847,340	3,629	0	0	0.01%	0.02%	23,933	11
29 CAPINVEST 2	492,809	2,111	0	395,671	0.01%	0.01%	15,310	8

Short-term securities	0	0	0	0	0.00%	-	0	0
------------------------------	----------	----------	----------	----------	--------------	----------	----------	----------

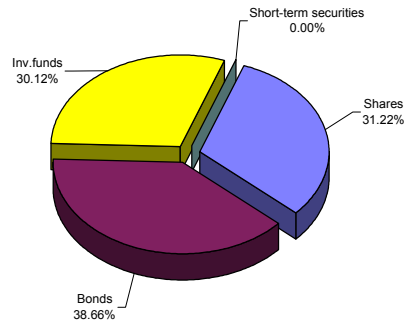
Total free market	11,086,277,540	47,460,557	6,734,086,093	885,700,509	100.00%	-	69,711,239	18,374
--------------------------	-----------------------	-------------------	----------------------	--------------------	----------------	----------	-------------------	---------------

Total turnover in June 2003	23,749,991,387	101,697,996	14,633,589,168	2,894,687,082	-	-	71,285,210	23,620
------------------------------------	-----------------------	--------------------	-----------------------	----------------------	----------	----------	-------------------	---------------

Structure of turnover by securities in June 2003



Structure of turnover by securities - all markets - June 2003



C3) TURNOVER BY SECURITIES ON OFFICIAL MARKET IN FIRST HALF-YEAR 2003

1. Shares

Issue	Total (in SIT)	Total (in EUR)	Block trades (in SIT)	Cross trades (in SIT)	Share in total turnover on official market	Share in turnover of shares	Volume in pieces	Number of bargains
Total shares	43,139,363,322	186,149,709	17,564,725,649	5,845,010,059	43.48%	100.00%	3,915,981	30,269
Common shares	42,861,128,305	184,949,627	17,301,805,649	5,834,834,284	43.19%	99.36%	3,869,685	30,227
1 KRKA	11,467,041,294	49,451,734	5,720,521,616	978,910,696	11.56%	26.58%	278,142	6,137
2 MERCATOR	4,126,739,680	17,808,271	782,495,100	1,115,657,029	4.16%	9.57%	174,829	2,943
3 PETROL	3,600,490,380	15,538,888	503,262,780	444,696,532	3.63%	8.35%	90,217	3,932
4 KOLINSKA	3,259,617,132	14,102,092	2,117,053,400	477,058,379	3.28%	7.56%	608,649	845
5 PIVOVARNA LAŠKO	2,902,065,262	12,502,463	1,297,341,875	316,149,220	2.92%	6.73%	457,110	1,667
6 GORENJE	2,837,185,417	12,226,638	105,308,400	744,221,232	2.86%	6.58%	678,744	3,807
7 PIVOVARNA UNION	2,545,910,099	11,044,782	2,479,473,000	21,019,084	2.57%	5.90%	27,415	111
8 MERKUR	1,333,084,512	5,749,212	434,758,080	91,174,082	1.34%	3.09%	62,370	981
9 LUKA KOPER	1,309,480,789	5,645,993	123,969,000	233,637,633	1.32%	3.04%	283,351	1,449
10 TERME ČATEŽ	1,263,990,836	5,476,324	1,013,744,900	22,359,074	1.27%	2.93%	46,545	323
11 DELO	1,266,559,159	5,419,295	923,291,700	61,564,608	1.27%	2.91%	48,913	293
12 INTEREUROPA	1,161,553,320	5,009,214	106,839,500	181,478,416	1.17%	2.69%	219,850	1,060
13 SAVA	1,019,252,087	4,389,051	343,282,870	198,535,566	1.03%	2.36%	40,275	1,125
14 DROGA PORTOROŽ	947,361,991	4,081,875	45,000,000	394,134,079	0.95%	2.20%	10,809	320
15 DELO PRODAJA	766,173,484	3,288,999	564,988,000	32,224,057	0.77%	1.78%	105,559	159
16 ISTRABENZ	532,375,611	2,299,024	173,462,400	36,023,150	0.54%	1.23%	76,400	1,116
17 ŽITO	521,735,910	2,247,997	0	215,444,512	0.53%	1.21%	15,649	912
18 SALUS	357,458,426	1,539,556	0	49,952,227	0.36%	0.83%	3,885	186
19 ŽIVILA KRANJ	327,130,464	1,409,720	186,931,368	17,191,689	0.33%	0.76%	23,245	431
20 KOMPAS MTS	267,400,725	1,154,552	108,540,600	20,137,464	0.27%	0.62%	205,880	346
21 EMONA OBALA KOPER	241,329,376	1,039,016	171,553,560	20,056,461	0.24%	0.56%	129,862	155
22 MLINOTEST	149,968,429	648,018	99,997,500	14,409,293	0.15%	0.35%	77,422	155
23 TERME 3000	149,218,706	643,363	0	30,963,741	0.15%	0.35%	72,464	558
24 AERODROM	100,100,412	431,361	0	15,554,002	0.10%	0.23%	22,243	228
25 COMET	97,520,270	420,493	0	60,473,000	0.10%	0.23%	31,979	55
26 RADENSKA	83,872,493	361,174	0	8,302,491	0.08%	0.19%	57,770	316
27 ETOL	80,141,202	345,011	0	8,369,262	0.08%	0.19%	2,105	163
28 LEK - RAZRED A	59,415,000	257,698	0	2,975,000	0.06%	0.14%	699	44
29 BANKA KOPER	33,466,484	144,079	0	7,304,041	0.03%	0.08%	614	97
30 GRADB. PODJETJE GROSUPLJE	24,808,271	106,862	0	3,296,884	0.03%	0.06%	4,247	199
31 GEODETSKI ZAVOD SLOVENIJE	23,980,797	103,597	0	7,775,806	0.02%	0.06%	11,162	76
32 TEHNOUNION	14,621,925	62,918	0	3,746,322	0.01%	0.03%	1,197	28
33 NIKA	78,362	337	0	39,252	0.00%	0.00%	84	10
Preferred shares	278,235,017	1,200,082	262,920,000	10,175,775	0.28%	0.64%	46,296	42
1 PROBANKA	276,960,017	1,194,556	262,920,000	10,175,775	0.28%	0.64%	46,281	40
2 LEK - RAZRED B	1,275,000	5,526	0	0	0.00%	0.00%	15	2
3 VIPA BANKA	0	0	0	0	0.00%	0.00%	0	0

2. Bonds

Issue	Total (in SIT)	Total (in EUR)	Block trades (in SIT)	Cross trades (in SIT)	Share in total turnover on official market	Share in turnover of bonds	Volume in pieces	Number of bargains
Total bonds	56,088,601,980	241,863,776	42,955,423,901	5,772,022,056	56.52%	100.00%	10,137,936	13,440
1 REPUBLIKA SLOVENIJA 35 th issue	6,735,858,919	29,038,780	378,803,700	1,637,081,885	6.79%	12.01%	7,113,631	11,454
2 REPUBLIKA SLOVENIJA 38 th issue	5,742,016,824	24,765,755	5,132,155,533	477,969,681	5.79%	10.24%	228,289	146
3 REPUBLIKA SLOVENIJA 46 th issue	4,853,260,294	20,960,073	4,345,162,504	328,748,448	4.89%	8.65%	209,362	143
4 REPUBLIKA SLOVENIJA 53 th issue	4,451,704,796	19,123,875	4,154,264,133	199,619,866	4.49%	7.94%	189,265	105
5 REPUBLIKA SLOVENIJA 35 th issue	3,271,518,724	14,143,743	2,706,386,275	322,599,981	3.30%	5.83%	311,033	58
6 REPUBLIKA SLOVENIJA 26 th issue	2,978,526,136	12,808,210	2,659,229,086	124,145,546	3.00%	5.31%	122,644	131
7 REPUBLIKA SLOVENIJA 41 st issue	2,757,851,735	11,943,202	2,378,501,985	136,260,300	2.78%	4.92%	264,618	46
8 REPUBLIKA SLOVENIJA 27 th issue	1,991,703,738	8,579,845	1,888,599,706	92,857,362	2.01%	3.55%	183,780	104
9 REPUBLIKA SLOVENIJA 51 st issue	1,969,885,480	8,482,350	1,773,317,800	165,481,740	1.99%	3.51%	195,962	31
10 REPUBLIKA SLOVENIJA 25 th issue	1,818,205,649	7,838,600	1,483,326,247	192,798,787	1.83%	3.24%	74,995	137
11 REPUBLIKA SLOVENIJA 50 th issue	1,712,881,274	7,338,850	1,564,175,519	70,008,184	1.73%	3.05%	72,649	34
12 REPUBLIKA SLOVENIJA 28 th issue	1,574,656,519	6,803,181	1,314,084,168	103,772,996	1.59%	2.81%	151,862	73
13 REPUBLIKA SLOVENIJA 14 th issue	1,519,084,294	6,579,872	1,503,112,876	8,908,616	1.53%	2.71%	144,253	17
14 NFD INVESTICIJSKO SVETOVANJE	1,504,824,984	6,474,399	1,288,683,928	149,660,498	1.52%	2.68%	27,723	29
15 ABANKA 6 th issue	1,309,500,989	5,622,844	1,296,994,849	10,714,366	1.32%	2.33%	55,534	10
16 REPUBLIKA SLOVENIJA 32 nd issue	977,944,439	4,228,695	937,556,312	19,389,211	0.99%	1.74%	40,476	29
17 REPUBLIKA SLOVENIJA 43 rd issue	892,436,325	3,853,269	594,632,875	170,215,180	0.90%	1.59%	87,259	84
18 STANOVANJSKI SKLAD 2 nd issue	872,227,232	3,780,916	719,768,923	151,668,792	0.88%	1.56%	8,432	48
19 REPUBLIKA SLOVENIJA 42 nd issue	831,625,015	3,583,123	809,638,825	6,956,190	0.84%	1.48%	80,639	12
20 REPUBLIKA SLOVENIJA 52 nd issue	828,703,200	3,564,658	729,000,000	84,503,180	0.84%	1.48%	82,800	20
21 ABANKA 5 th issue	827,770,931	3,564,319	637,339,084	136,328,602	0.83%	1.48%	34,635	18
22 REPUBLIKA SLOVENIJA 37 th issue	798,428,134	3,457,709	744,852,000	3,308,534	0.80%	1.42%	78,250	14
23 REPUBLIKA SLOVENIJA 34 th issue	681,652,700	2,955,025	665,220,200	13,650,000	0.69%	1.22%	66,565	5
24 REPUBLIKA SLOVENIJA 33 rd issue	636,073,706	2,748,753	404,800,109	71,046,654	0.64%	1.13%	5,219	21
25 REPUBLIKA SLOVENIJA 23 rd issue	613,246,777	2,651,365	562,127,500	50,022,317	0.62%	1.09%	59,113	23
26 REPUBLIKA SLOVENIJA 16 th issue	483,686,093	1,999,155	353,742,016	109,062,217	0.47%	0.83%	19,128	47
27 SL. ZADR. KMET. BANKA 3 rd issue	412,274,718	1,780,408	399,087,134	13,187,585	0.42%	0.74%	38,272	5
28 REPUBLIKA SLOVENIJA 40 th issue	395,383,486	1,705,166	261,255,700	112,534,430	0.40%	0.70%	38,059	38
29 REPUBLIKA SLOVENIJA 36 th issue	344,504,950	1,489,572	305,230,000	22,151,950	0.35%	0.61%	34,395	7
30 REPUBLIKA SLOVENIJA 21 st issue	304,613,413	1,313,871	40,554,514	102,240,292	0.31%	0.54%	36,263	66
31 ABANKA 3 rd issue	229,884,242	994,502	66,109,352	16,987,805	0.23%	0.41%	9,917	16
32 REPUBLIKA SLOVENIJA 10 th issue	216,383,383	933,772	212,101,089	1,851,520	0.22%	0.39%	26,994	26
33 REPUBLIKA SLOVENIJA 13 th issue	206,239,746	885,350	196,038,348	8,166,300	0.21%	0.37%	1,711	13
34 SLOVENSKA RAZVOJNA DRUŽBA	188,716,474	811,686	0	115,403,352	0.19%	0.34%	1,595	96
35 ABANKA 4 th issue	180,144,706	773,498	143,350,600	29,900,715	0.18%	0.32%	7,563	28
36 NLB 10 th issue	121,826,000	521,679	0	121,826,000	0.12%	0.22%	1,220	3
37 REPUBLIKA SLOVENIJA 22 nd issue	108,367,435	469,845	102,084,500	6,282,935	0.11%	0.19%	10,611	10
38 NLB 11 th issue	102,750,560	440,000	0	102,750,560	0.10%	0.18%	440	1
39 BTC 2 nd issue	93,461,923	400,381	0	88,711,811	0.09%	0.17%	3,816	11
40 REPUBLIKA SLOVENIJA 24 th issue	91,581,299	396,393	72,631,350	17,963,329	0.09%	0.16%	9,102	29
41 REPUBLIKA SLOVENIJA 20 th issue	83,595,796	358,142	0	3,731,380	0.08%	0.15%	8,332	25
42 REPUBLIKA SLOVENIJA 31 st issue	72,695,014	312,917	30,105,800	31,759,214	0.07%	0.13%	6,741	21
43 SL.ZADR.KMET.BANKA	61,740,000	267,067	60,517,001	1,222,999	0.06%	0.11%	2,188	5
44 REPUBLIKA SLOVENIJA 49 th issue	53,194,205	229,375	0	28,895,877	0.05%	0.09%	598	55
45 REPUBLIKA SLOVENIJA 17 th issue	40,933,860	177,554	40,882,360	0	0.04%	0.07%	4,005	2
46 BANKA VIPA 6 th issue	32,335,797	139,957	0	28,032,240	0.03%	0.06%	804	6
47 NLB 2 nd issue, A series	31,521,792	136,227	0	26,841,090	0.03%	0.06%	245	21
48 PROBANKA 2 nd issue	21,618,361	92,710	0	4,725,887	0.02%	0.04%	1,801	6
49 BTC HIPOTEKARNE	18,843,380	81,130	0	3,573,813	0.02%	0.03%	1,991	33
50 BANKA VIPA 5 th issue	12,618,440	54,455	0	12,586,425	0.01%	0.02%	394	9
51 REPUBLIKA SLOVENIJA 15 th issue, I series	11,991,909	51,864	0	0	0.01%	0.02%	62	8
52 REPUBLIKA SLOVENIJA 19 th issue	11,006,490	47,588	0	10,153,240	0.01%	0.02%	1,094	11
53 STANOVANJSKI SKLAD RS 1 st issue	7,752,019	33,479	0	7,268,603	0.01%	0.01%	1,051	7
54 NLB 2 nd issue, B series	4,413,893	19,053	0	4,413,893	0.00%	0.01%	38	7
55 BANKA VIPA 4 th issue	2,957,096	12,740	0	2,957,096	0.00%	0.01%	86	6
56 NOVA KBM 3 rd issue, A series	2,012,549	8,727	0	2,012,549	0.00%	0.00%	16	1
57 BANKA VIPA 7 th issue	1,782,957	7,662	0	1,782,957	0.00%	0.00%	38	4
58 SKB OBVEZNICE 4 th issue, A series	1,453,340	6,256	0	1,453,340	0.00%	0.00%	14	2
59 BANKA VIPA 3 rd issue	1,216,690	5,250	0	1,216,690	0.00%	0.00%	46	2
60 SKB OBVEZNICE 3 rd issue	990,207	4,271	0	440,583	0.00%	0.00%	65	4
61 REPUBLIKA SLOVENIJA 23 rd issue	892,049	3,848	0	892,049	0.00%	0.00%	37	2
62 PROBANKA 1 st issue	646,166	2,776	0	638,524	0.00%	0.00%	425	6
63 HOTELI BERNARDIN	608,193	2,619	0	608,193	0.00%	0.00%	6	3
64 BANKA ZASAVJE 2 nd issue	296,838	1,284	0	0	0.00%	0.00%	5	5
65 BANKA VIPA 2 nd issue	77,697	336	0	77,697	0.00%	0.00%	4	3
66 BANKA CELJE 3 rd issue	0	0	0	0	0.00%	0.00%	0	0
67 BANKA CELJE 4 th issue	0	0	0	0	0.00%	0.00%	0	0
68 BANKA CELJE 5 th issue	0	0	0	0	0.00%	0.00%	0	0
69 BANKA CELJE 6 th issue, A series	0	0	0	0	0.00%	0.00%	0	0
70 BANKA CELJE 6 th issue, B series	0	0	0	0	0.00%	0.00%	0	0
71 NLB 3 rd issue	0	0	0	0	0.00%	0.00%	0	0
72 NLB 9 th issue	0	0	0	0	0.00%	0.00%	0	0
73 NOVA KBM 1 st issue	0	0	0	0	0.00%	0.00%	0	0
74 NOVA KBM 2 nd issue	0	0	0	0	0.00%	0.00%	0	0
75 NOVA KBM 3 rd issue, B series	0	0	0	0	0.00%	0.00%	0	0
76 REPUBLIKA SLOVENIJA 15 th issue, H series	0	0	0	0	0.00%	0.00%	0	0
77 REPUBLIKA SLOVENIJA 16 th issue	0	0	0	0	0.00%	0.00%	0	0
78 REPUBLIKA SLOVENIJA 4 th issue	0	0	0	0	0.00%	0.00%	0	0
79 REPUBLIKA SLOVENIJA 44 th issue	0	0	0	0	0.00%	0.00%	0	0
80 REPUBLIKA SLOVENIJA 45 th issue	0	0	0	0	0.00%	0.00%	0	0
81 REPUBLIKA SLOVENIJA 8 th issue	0	0	0	0	0.00%	0.00%	0	0
82 REPUBLIKA SLOVENIJA 8 th issue, tax free	0	0	0	0	0.00%	0.00%	0	0
83 SKB OBVEZNICE 4 th issue, B series	0	0	0	0	0.00%	0.00%	0	0
Total official market	99,227,965,302	428,013,485	60,520,149,550	11,617,032,115	100.00%	-	14,053,917	43,709

C4) TURNOVER BY SECURITIES ON FREE MARKET IN FIRST HALF-YEAR 2003

1. Shares (1)

Issue	Total (in SIT)	Total (in EUR)	Block trades (in SIT)	Cross trades (in SIT)	Share in total turnover on free market	Share in turnover of shares	Volume in pieces	Number of bargains
Shares	17,685,644,735	76,193,405	8,371,731,135	4,364,481,001	31.00%	100.00%	5,954,712	27,126
Common shares	17,560,289,811	75,653,161	8,371,731,135	4,326,969,140	30.78%	99.29%	5,932,103	25,443
1 LESNINA	3,625,150,959	15,585,088	1,525,285,700	1,803,301,438	6.35%	20.50%	28,200	292
2 HELIOS	2,620,650,848	11,330,685	1,731,504,500	379,278,794	4.59%	14.82%	25,278	354
3 JUTEKS	1,171,593,648	5,039,251	314,412,000	403,522,745	2.05%	6.62%	54,388	553
4 INFOND HOLDING	978,399,191	4,223,332	363,170,759	141,091,800	1.71%	5.53%	1,400,382	5,628
5 KD GROUP, finančna družba	868,524,247	3,737,720	667,606,435	92,075,077	1.52%	4.91%	15,873	114
6 DZS	866,703,160	3,734,509	701,264,977	9,638,229	1.52%	4.90%	176,212	112
7 GORENJSKI TISK	801,000,084	3,450,920	781,558,400	3,809,100	1.40%	4.53%	196,280	62
8 CINKARNA	572,923,838	2,462,461	302,506,301	99,491,926	1.00%	3.24%	25,858	340
9 MESNA INDUSTRIJA PRIMORSKE	423,384,193	1,830,019	0	95,646,529	0.74%	2.39%	175,887	568
10 TRIGLAV	381,787,732	1,638,517	181,057,800	54,541,885	0.67%	2.16%	479,252	3,227
11 MITOL	375,634,030	1,619,838	325,358,860	2,154,425	0.66%	2.12%	117,927	33
12 MODRA LINIJA HOLDING	315,546,892	1,359,509	157,312,856	64,641,442	0.55%	1.78%	340,257	1,420
13 BELINKA HOLDING	311,187,712	1,338,947	65,878,130	154,829,537	0.55%	1.76%	94,380	106
14 POM-INVEST	301,958,080	1,302,390	157,179,568	81,274,818	0.53%	1.71%	544,740	1,559
15 SATURNUS EMBALAŽA	277,741,143	1,194,407	102,105,700	5,693,250	0.49%	1.57%	8,569	229
16 MAKSIMA HOLDING	274,316,476	1,175,002	58,525,675	75,850,568	0.48%	1.55%	364,298	1,273
17 HOTELI PALACE	228,883,686	989,597	209,039,550	9,432,698	0.40%	1.29%	118,562	91
18 GRAND HOTEL UNION	216,348,332	932,311	151,200,000	13,639,460	0.38%	1.22%	74,055	112
19 NAMA	208,583,065	899,562	0	197,832,820	0.37%	1.18%	129,014	35
20 KD HOLDING	207,790,922	896,015	0	59,956,101	0.36%	1.17%	31,745	2,554
21 TOSAMA	195,601,313	845,057	38,025,000	52,173,858	0.34%	1.11%	11,707	373
22 AKTIVA INVEST	190,643,103	816,799	0	42,169,406	0.33%	1.08%	8,988	889
23 PINUS RAČE	164,215,592	709,787	0	16,102,110	0.29%	0.93%	6,921	115
24 MEDALJON	125,458,378	540,548	48,363,300	28,777,181	0.22%	0.71%	72,880	158
25 LIP BLED	111,506,965	481,080	0	33,637,432	0.20%	0.63%	119,631	365
26 KRUH-PECIVO	111,045,486	477,809	107,753,255	234,440	0.19%	0.63%	57,169	20
27 OLJARICA	95,554,560	414,026	78,048,000	15,115,500	0.17%	0.54%	10,712	14
28 SVILANIT	90,898,402	392,868	90,032,112	751,900	0.16%	0.51%	64,521	7
29 AVTO CELJE	83,543,353	361,071	0	32,724,583	0.15%	0.47%	44,476	65
30 ETRA 33	75,044,398	323,283	0	12,485,230	0.13%	0.42%	1,933	83
31 JATA EMONA	74,066,615	319,167	0	8,173,863	0.13%	0.42%	82,723	103
32 IMP KLIMAT	72,747,475	311,905	47,141,934	21,748,220	0.13%	0.41%	43,062	23
33 GOZDNO GOSPODARSTVO BLED	68,301,949	293,404	34,000,425	11,777,577	0.12%	0.39%	49,170	94
34 LIV POSTOJNA	65,850,919	283,752	0	10,584,489	0.12%	0.37%	4,081	100
35 KOMPAS HOTELI KG	64,906,334	277,961	59,687,848	999,000	0.11%	0.37%	9,142	20
36 VIZIJA HOLDING	58,676,800	251,724	33,660,250	6,853,600	0.10%	0.33%	90,272	330
37 INTEGRAL JESENICE	57,967,511	250,053	0	19,329,078	0.10%	0.33%	30,815	146
38 SLOVENIJALES	52,608,989	226,750	0	9,091,271	0.09%	0.30%	5,288	154
39 ALPETOUR POTOVALNA AGENCIJA	49,374,357	212,775	0	33,754,173	0.09%	0.28%	21,533	142
40 VELANA	47,314,193	204,118	0	9,933,029	0.08%	0.27%	72,356	264
41 TOVARNA SLADKORJA ORMOŽ	44,516,038	192,169	40,052,000	0	0.08%	0.25%	12,514	21
42 NIKO ŽELEZNIKI	42,579,817	183,811	0	18,307,736	0.07%	0.24%	1,847	63
43 MELAMIN	38,984,959	168,317	0	15,129,009	0.07%	0.22%	8,092	96
44 FRUCTAL	37,939,187	163,485	0	6,326,280	0.07%	0.21%	15,040	151
45 JAVOR PIVKA	34,514,138	148,959	0	5,436,408	0.06%	0.20%	38,018	144
46 TEKSTINA	30,149,012	130,080	0	5,740,469	0.05%	0.17%	34,512	98
47 GRAD PRESTRANEK	29,528,000	127,946	0	28,976,000	0.05%	0.17%	7,382	3
48 KRONA HOLDING	29,316,253	126,021	0	9,710,974	0.05%	0.17%	61,836	135
49 HIDROTEHNIK	26,582,033	114,143	0	4,437,555	0.05%	0.15%	15,578	70
50 PLAMA - PUR	25,034,281	107,818	0	4,968,931	0.04%	0.14%	7,803	74
51 LESNINA EMMI	24,960,162	107,189	0	6,760,726	0.04%	0.14%	32,724	61
52 INTERTRADE ITS	24,749,396	106,511	0	1,001,548	0.04%	0.14%	20,615	139
53 CETIS	24,582,119	106,014	0	1,892,789	0.04%	0.14%	882	96
54 AGROKOMBINAT MARIBOR	23,731,797	102,609	0	14,544,129	0.04%	0.13%	21,200	105
55 PULSAR HOLDING	20,599,869	89,337	0	19,047,192	0.04%	0.12%	34,954	24
56 FINIRA	18,534,951	79,810	0	1,349,621	0.03%	0.10%	58,314	568
57 LIZ INŽENIRING	17,660,424	76,224	0	10,221,913	0.03%	0.10%	11,470	31
58 COLOR	17,328,330	74,723	0	430,342	0.03%	0.10%	7,642	157
59 SVILA	15,674,646	67,965	0	14,754,925	0.03%	0.09%	175,733	20
60 KEMA PUCONCI	13,255,173	57,188	0	434,400	0.02%	0.07%	3,242	20
61 TUS KO-SI	12,639,280	54,190	0	10,137,700	0.02%	0.07%	6,931	49
62 INLES RIBNICA	12,280,663	53,126	0	6,284,531	0.02%	0.07%	20,296	34
63 GEA TOVARNA OLJA	10,893,301	47,092	0	4,455,220	0.02%	0.06%	8,790	21
64 JADRAN	9,266,742	39,949	0	696,843	0.02%	0.05%	1,878	22
65 MEDVEŠEK PUŠNIK	8,814,627	37,959	0	249,600	0.02%	0.05%	496	40
66 MARINA PORTOROŽ	8,680,512	37,299	0	366,460	0.02%	0.05%	985	20
67 DANA	8,535,226	36,905	0	1,468,979	0.01%	0.05%	5,436	82
68 AVTOPREVOŽNIŠTVO IN SERVISI	8,272,884	35,777	0	2,710,184	0.01%	0.05%	50,681	48
69 TOPLICE DOBRNA	7,894,066	33,954	0	3,220,214	0.01%	0.04%	4,177	26
70 MURALES	7,212,199	31,084	0	2,148,199	0.01%	0.04%	4,090	20

1. Shares (2)

	Issue	Total (in SIT)	Total (in EUR)	Block trades (in SIT)	Cross trades (in SIT)	Share in total turnover on free market	Share in turnover of shares	Volume in pieces	Number of bargains
71	EGOLES ŠKOFJA LOKA	5,827,625	25,126	0	2,951,693	0.01%	0.03%	5,484	17
72	CREINA	5,017,702	21,604	0	4,831,396	0.01%	0.03%	1,344	18
73	FOND INVEST	4,906,104	21,169	0	295,578	0.01%	0.03%	4,831	411
74	GORIŠKE OPEKARNE	3,005,000	13,026	0	75,000	0.01%	0.02%	1,202	2
75	CAPITA	2,655,200	11,456	0	266,000	0.00%	0.02%	4,014	17
76	SATURNUS AVTOOPREMA	2,097,665	9,068	0	0	0.00%	0.01%	437	7
77	ŽELEZARNA RAVNE - MONTER DRAVOGRAD	1,630,204	7,058	0	0	0.00%	0.01%	1,967	12
78	MLAJ	1,584,690	6,867	0	999,990	0.00%	0.01%	2,017	9
79	SIVENT	1,578,394	6,836	0	59,648	0.00%	0.01%	4,611	117
80	ŽITO INTES	1,330,957	5,733	0	137,902	0.00%	0.01%	3,939	44
81	SWATY	1,310,437	5,641	0	0	0.00%	0.01%	124	9
82	ZASAVSKI RAČUNSKI CENTER	1,299,845	5,599	0	200,745	0.00%	0.01%	3,059	18
83	KLASJE	1,201,230	5,190	0	69,652	0.00%	0.01%	3,300	26
84	IMP ČRPAKLE	1,177,760	5,079	0	8,822	0.00%	0.01%	1,464	58
85	GOZDNO GOSPODARSTVO POSTOJNA	1,176,130	5,064	0	578,880	0.00%	0.01%	1,088	8
86	MK TISKARNA	1,103,460	4,739	0	112,000	0.00%	0.01%	604	16
87	ELMO	1,042,917	4,496	0	180,400	0.00%	0.01%	2,327	15
88	RTC KRVAVEC	742,400	3,204	0	0	0.00%	0.00%	585	7
89	SIJAJ HRASTNIK	645,387	2,780	0	0	0.00%	0.00%	551	13
90	INTERTRADE ITA	582,048	2,514	0	203,742	0.00%	0.00%	60	4
91	ZDRAVILIŠČE ROGAŠKA	580,923	2,509	0	272,255	0.00%	0.00%	4,456	33
92	UNITAS	506,700	2,169	0	0	0.00%	0.00%	353	4
93	SAVINJA MOZIRJE	432,220	1,862	0	327,180	0.00%	0.00%	596	3
94	GRADIS GP	405,600	1,747	0	0	0.00%	0.00%	498	3
95	GEA COLLEGE	136,300	591	0	1,300	0.00%	0.00%	1,351	2
96	INTARA	96,000	415	0	0	0.00%	0.00%	16	1
97	JELEN	56,000	240	0	56,000	0.00%	0.00%	70	1
98	UNIT-AS NEPREMIČNINE	13,698	59	0	13,698	0.00%	0.00%	9	1
99	UPIMO GROUP	2,200	9	0	0	0.00%	0.00%	51	2
100	RAZVOJNA DRUŽBA	0	0	0	0	0.00%	0.00%	0	0
101	HIPOTEKARNA BANKA	0	0	0	0	0.00%	0.00%	0	0
102	VALKARTON	0	0	0	0	0.00%	0.00%	0	0
103	KOŠAKI TMI MARIBOR	0	0	0	0	0.00%	0.00%	0	0
104	DADAS	0	0	0	0	0.00%	0.00%	0	0
	Preferred shares	125,354,924	540,244	0	37,511,861	0.22%	0.71%	22,609	1,683
1	KD HOLDING	125,144,349	539,334	0	37,511,861	0.22%	0.71%	22,201	1,676
2	ZDRAVILIŠČE ROGAŠKA	210,575	910	0	0	0.00%	0.00%	408	7
3	HIPOTEKARNA BANKA	0	0	0	0	0.00%	0.00%	0	0
4	PRIMOFIN	0	0	0	0	0.00%	0.00%	0	0

2. Bonds

Issue	Total (in SIT)	Total (in EUR)	Block trades (in SIT)	Cross trades (in SIT)	Share in total turnover on free market	Share in turnover of bonds	Volume in pieces	Number of bargains
Bonds	11,394,749,838	49,100,429	3,251,879,248	2,141,082,089	19.97%	100.00%	906,363	2,998
1 SLOV. ODŠKODNINSKA DRUŽBA 2 nd issue	10,403,587,578	44,813,538	2,773,007,502	1,737,967,095	18.23%	91.30%	884,229	2,922
2 POŠTNA BANKA SLOVENIJE 2 nd issue	327,801,377	1,418,771	142,380,436	185,420,942	0.57%	2.88%	2,996	5
3 PROBANKA 4 th issue	271,935,755	1,175,161	0	166,149,048	0.48%	2.39%	11,740	29
4 SI.MOBIL 1 st issue	222,728,864	965,486	222,728,864	0	0.39%	1.95%	3,227	3
5 NLB 8 th issue	118,604,167	511,070	113,762,446	4,841,721	0.21%	1.04%	490	2
6 NLB 7 th issue	22,864,000	98,782	0	22,338,000	0.04%	0.20%	224	3
7 STANOVANJSKI SKLAD 3 rd issue	13,803,852	59,743	0	13,402,147	0.02%	0.12%	141	10
8 KD INVESTMENTS 1 st issue	5,767,352	24,827	0	5,061,480	0.01%	0.05%	471	4
9 BORZNA DRUŽBA POTEZA 2 nd issue	4,053,923	17,524	0	4,053,923	0.01%	0.04%	293	2
10 NAMA 1 st issue	2,446,987	10,544	0	691,750	0.00%	0.02%	2,440	16
11 VIPA	1,155,983	4,983	0	1,155,983	0.00%	0.01%	112	2
12 AUTOCOMMERCE 1 st issue	0	0	0	0	0.00%	0.00%	0	0
13 BANKA KOPER 3 rd issue	0	0	0	0	0.00%	0.00%	0	0
14 BANKA KOPER 4 th issue	0	0	0	0	0.00%	0.00%	0	0
15 POŠTNA BANKA SLOVENIJE 3 rd issue	0	0	0	0	0.00%	0.00%	0	0
16 PROBANKA 5 th issue	0	0	0	0	0.00%	0.00%	0	0
17 SIP STROJNA INDUSTRIJA 1 st issue, A series	0	0	0	0	0.00%	0.00%	0	0
18 SIP STROJNA INDUSTRIJA 1 st issue, B series	0	0	0	0	0.00%	0.00%	0	0
19 UBK KONVERTIBILNE	0	0	0	0	0.00%	0.00%	0	0
Total free market (shares and bonds)	29,080,394,573	125,293,834	11,623,610,383	6,505,563,090	50.97%	-	6,861,075	30,124

3. Investment funds

Issue	Total (in SIT)	Total (in EUR)	Block trades (in SIT)	Cross trades (in SIT)	Share in total turnover on free market	Share in turnover of investment funds	Volume in pieces	Number of bargains
Total investment funds	27,630,021,764	119,025,974	13,724,154,039	2,708,412,742	48.42%	100.00%	275,050,229	85,344
1 Closed-end funds	12,018,873,335	51,758,541	6,414,643,036	708,202,620	21.06%	43.50%	58,163,795	24,624
2 Authorised closed-end funds	15,611,148,429	67,267,433	7,309,511,003	2,000,210,122	27.36%	56.50%	216,886,434	60,720

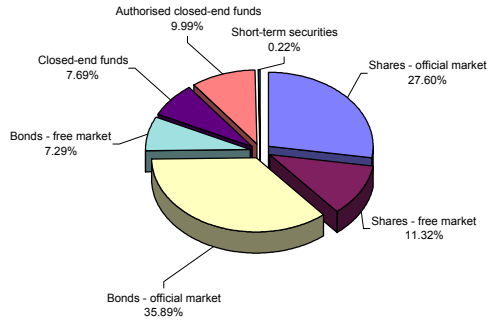
3.1. Closed-end funds

Issue	Total (in SIT)	Total (in EUR)	Block trades (in SIT)	Cross trades (in SIT)	Share in total turnover on free market	Share in turnover of closed-end funds	Volume in pieces	Number of bargains
Total closed-end funds	12,018,873,335	51,758,541	6,414,643,036	708,202,620	21.06%	100.00%	58,163,795	24,624
1 TRIGLAV STEBER 1	8,488,588,567	36,553,094	6,203,999,798	264,098,015	14.88%	70.63%	44,090,634	6,075
2 NFD 1	1,538,892,423	6,629,155	30,862,238	177,548,314	2.70%	12.80%	8,096,017	5,992
3 INFOND ID	925,441,862	3,991,666	0	92,242,412	1.62%	7.70%	484,850	5,925
4 KD ID	675,742,270	2,912,573	0	101,485,023	1.18%	5.62%	5,146,215	5,097
5 ID MAKSIMA	390,208,213	1,672,053	179,781,000	72,828,856	0.68%	3.25%	346,079	1,535

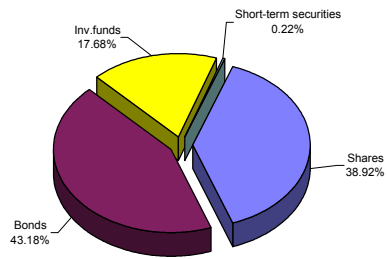
3.2. Authorised closed-end funds

Issue	Total (in SIT)	Total (in EUR)	Block trades (in SIT)	Cross trades (in SIT)	Share in total turnover on free market	Share in turnover of auth. closed-end funds	Volume in pieces	Number of bargains
Total authorised closed-end funds	15,611,148,429	67,267,433	7,309,511,003	2,000,210,122	27.36%	100.00%	216,886,434	60,720
1 MAKSIMA 1	2,213,335,978	9,571,637	1,464,537,832	161,872,731	27.36%	14.18%	24,350,909	3,293
2 ZVON ENA	1,836,762,087	7,916,039	850,682,686	193,227,191	3.88%	11.77%	14,374,153	4,583
3 ZVON DVA	1,714,136,567	7,344,755	1,379,091,357	46,124,266	3.22%	10.98%	34,865,012	4,544
4 ZLATA MONETA 1	1,687,016,109	7,275,064	678,053,179	117,351,414	3.00%	10.81%	9,513,854	3,572
5 KRONA SENIOR	1,314,247,455	5,665,670	561,428,236	147,451,533	2.96%	8.42%	15,369,224	2,500
6 NFD 2	1,178,968,861	5,081,485	372,953,497	99,740,192	2.30%	7.55%	24,434,935	7,704
7 ATENA PID	684,720,045	2,951,190	130,000,140	214,625,567	2.07%	4.39%	8,073,637	3,719
8 POMURSKA INV. DRUŽBA 1	564,727,233	2,435,579	44,339,450	181,421,362	1.20%	3.62%	2,574,206	1,399
9 ARKADA ENA	562,252,179	2,422,908	207,165,742	112,255,289	1.20%	3.60%	7,121,504	1,575
10 Triglav Steber II	491,595,970	2,126,789	227,500,000	52,779,816	0.99%	3.15%	10,419,569	1,888
11 MERCATA	484,271,504	2,076,352	454,896,225	8,297,179	0.86%	3.10%	4,620,852	568
12 MODRA LINJA	479,189,008	2,061,114	158,259,280	148,661,678	0.85%	3.07%	3,239,648	1,530
13 ZLATA MONETA II	435,486,311	1,879,871	276,493,182	14,962,557	0.84%	2.79%	10,399,926	2,643
14 PID VIPA INVEST	372,587,820	1,606,236	0	295,194,549	0.76%	2.39%	4,250,788	1,635
15 TRIGLAV STEBER PID	251,479,155	1,079,305	160,534,021	8,318,677	0.65%	1.61%	7,805,171	2,816
16 INFOND PID	247,589,643	1,065,928	36,838,896	23,301,353	0.44%	1.59%	6,381,629	5,053
17 PID KD	242,084,777	1,044,359	0	51,731,430	0.43%	1.55%	6,419,097	4,088
18 TRDNJAVA	203,603,016	875,925	92,370,130	40,063,275	0.42%	1.30%	5,751,618	488
19 POOBLAŠČENA POMURSKA INV. DRUŽBA	123,108,476	531,777	53,273,000	15,153,636	0.36%	0.79%	3,260,011	1,527
20 PID AKTIVA AVANT I	93,029,105	401,006	51,597,000	8,889,789	0.22%	0.60%	2,462,365	503
21 NIKA	67,272,154	289,080	45,010,000	4,175,566	0.16%	0.43%	1,883,890	312
22 TRDNJAVA I	63,562,957	273,192	33,147,400	1,541,642	0.12%	0.41%	1,739,909	189
23 VIZIJA I PID	51,869,083	222,512	31,339,750	4,108,225	0.11%	0.33%	854,482	327
24 SETEV	48,418,786	208,601	0	3,866,668	0.09%	0.31%	1,452,676	586
25 VIZIJA DPB	41,966,252	181,586	0	14,873,767	0.08%	0.27%	645,607	262
26 PID MAKSIMA	40,530,592	173,665	0	9,160,226	0.07%	0.26%	1,384,024	1,375
27 NIKA 1	35,582,522	153,275	0	4,618,086	0.07%	0.23%	945,875	466
28 KS-sklad 2	30,692,870	132,243	0	9,152,231	0.06%	0.20%	841,556	393
29 MERCATA 1	23,348,900	100,861	0	1,425,879	0.05%	0.15%	552,637	575
30 KS - SKLAD 4	11,506,415	49,553	0	2,432,343	0.04%	0.07%	344,679	318
31 NIKA 2	9,884,141	42,601	0	2,433,611	0.02%	0.06%	372,104	212
32 CAPINVEST 2	6,322,458	27,275	0	998,394	0.02%	0.04%	180,887	77
Short-term securities	348,110,000	1,508,378	348,110,000	0	0.61%	-	35,000	1
Total free market	57,058,526,337	245,828,186	25,695,874,422	9,213,975,832	100.00%	-	281,946,304	115,469
Total turnover in first half-year 2003	156,286,491,639	673,841,671	86,216,023,972	20,831,007,947	-	-	296,000,221	159,178

Structure of turnover by securities in first half-year 2003



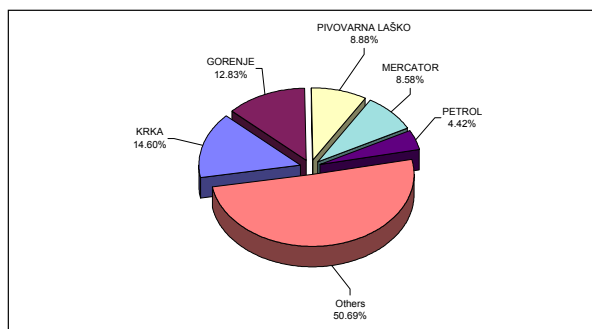
Structure of turnover by securities - all markets - First half-year 2003



C5) MOST TRADED SECURITIES IN JUNE 2003

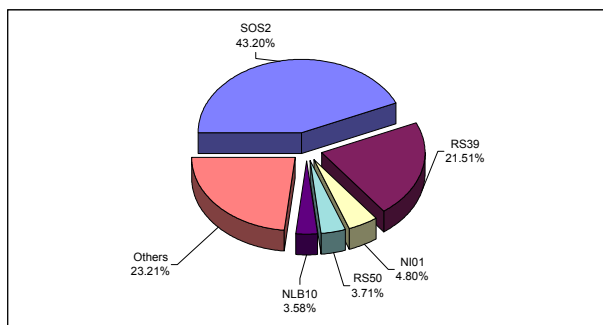
MOST TRADED SHARES

Issuer	Turnover (in SIT) - order book trades only	Market capitalisation as of 30 June 2003 (in SIT)	Number of bargains - order book trades only
KRKA	559,846,754 SIT	146,342,786,465 SIT	732
GORENJE	492,209,268 SIT	46,831,896,000 SIT	466
PIVOVARNA LAŠKO	340,531,187 SIT	52,155,163,278 SIT	205
MERCATOR	329,065,184 SIT	73,790,779,244 SIT	402
PETROL	169,697,839 SIT	80,330,537,307 SIT	405
Others	1,944,484,682 SIT	644,939,472,404 SIT	6,787
Total	3,835,834,914 SIT	1,044,390,634,698 SIT	8,997



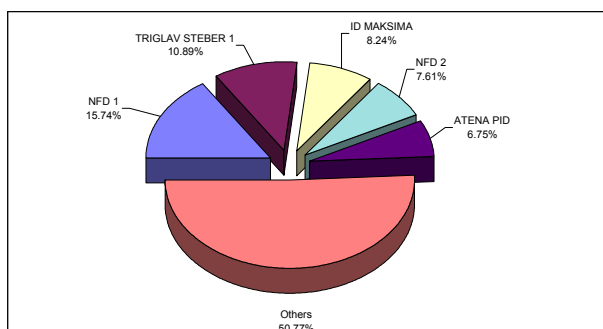
MOST TRADED BONDS

Issue	Turnover (in SIT) - order book trades only	Market capitalisation as of 30 June 2003 (in SIT)	Number of bargains - order book trades only
SLOVENSKA ODŠKODNINSKA DRUŽBA 2 nd issue	1,471,172,726 SIT	125,155,988,363 SIT	472
REPUBLIKA SLOVENIJA 39 th issue	732,313,790 SIT	28,704,000,000 SIT	1,207
NFD INVESTICIJSKO SVETOVANJE	163,405,413 SIT	3,171,929,360 SIT	6
REPUBLIKA SLOVENIJA 50 th issue	126,274,728 SIT	14,469,602,733 SIT	16
NLB 10 th issue	121,826,000 SIT	10,954,191,600 SIT	3
Others	790,257,510 SIT	594,633,730,844 SIT	228
Total	3,405,250,167 SIT	777,089,442,900 SIT	1,932



MOST TRADED INVESTMENT FUNDS

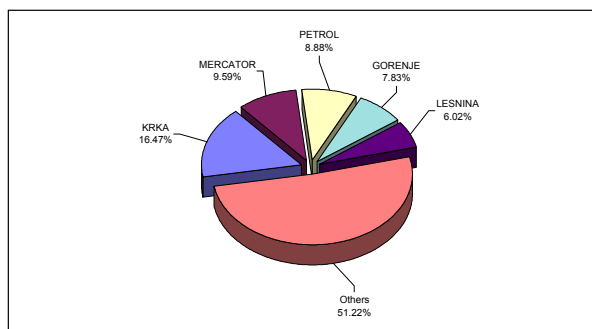
INVESTMENT FUNDS	Turnover (in SIT) - order book trades only	Market capitalisation as of 30 June 2003 (in SIT)	Number of bargains - order book trades only
NFD 1	295,192,868 SIT	31,138,125,973 SIT	840
TRIGLAV STEBER 1	204,270,443 SIT	31,910,389,009 SIT	789
ID MAKSIMA	154,453,766 SIT	12,247,688,572 SIT	1,115
NFD 2	142,739,855 SIT	14,979,828,269 SIT	986
ATENA PID	126,590,537 SIT	12,447,177,023 SIT	547
Others	952,069,669 SIT	122,551,551,551 SIT	8,323
Total	1,875,317,138 SIT	225,274,760,398 SIT	12,600



C6) MOST TRADED SECURITIES IN FIRST HAL-YEAR 2003

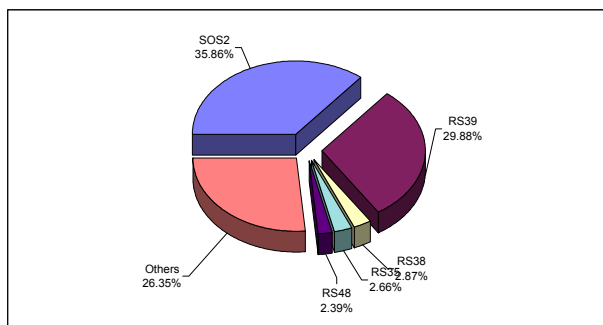
MOST TRADED SHARES

Issuer	Turnover (in SIT) - order book trades only	Market capitalisation as of 30 June 2003 (in SIT)	Number of bargains - order book trades only
KRKA	5,746,519,678 SIT	146,342,786,465 SIT	6,121
MERCATOR	3,344,244,580 SIT	73,790,779,244 SIT	2,933
PETROL	3,097,227,600 SIT	80,330,537,307 SIT	3,925
GORENJE	2,731,877,017 SIT	46,831,896,000 SIT	3,804
LESNINA	2,099,865,259 SIT	10,326,825,000 SIT	285
Others	17,868,817,139 SIT	686,767,810,682 SIT	40,198
Total	34,888,551,273 SIT	1,044,390,634,698 SIT	57,266



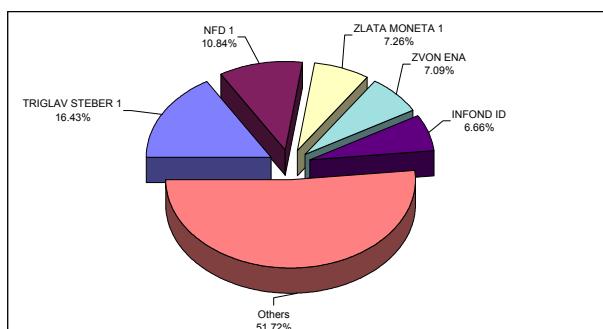
MOST TRADED BONDS

Issue	Turnover (in SIT) - order book trades only	Market capitalisation as of 30 June 2003 (in SIT)	Number of bargains - order book trades only
SLOVENSKA ODŠKODNINSKA DRUŽBA 2 nd issue	7,630,580,076 SIT	125,155,988,363 SIT	2,890
REPUBLIKA SLOVENIJA 39 th issue	6,357,055,219 SIT	28,704,000,000 SIT	11,446
REPUBLIKA SLOVENIJA 38 th issue	609,861,291 SIT	3,171,929,360 SIT	118
REPUBLIKA SLOVENIJA 35 th issue	565,132,449 SIT	14,469,602,733 SIT	34
REPUBLIKA SLOVENIJA 48 th issue	508,097,790 SIT	10,954,191,600 SIT	112
Others	5,605,321,844 SIT	594,633,730,844 SIT	1,496
Total	21,276,048,669 SIT	777,089,442,900 SIT	16,096



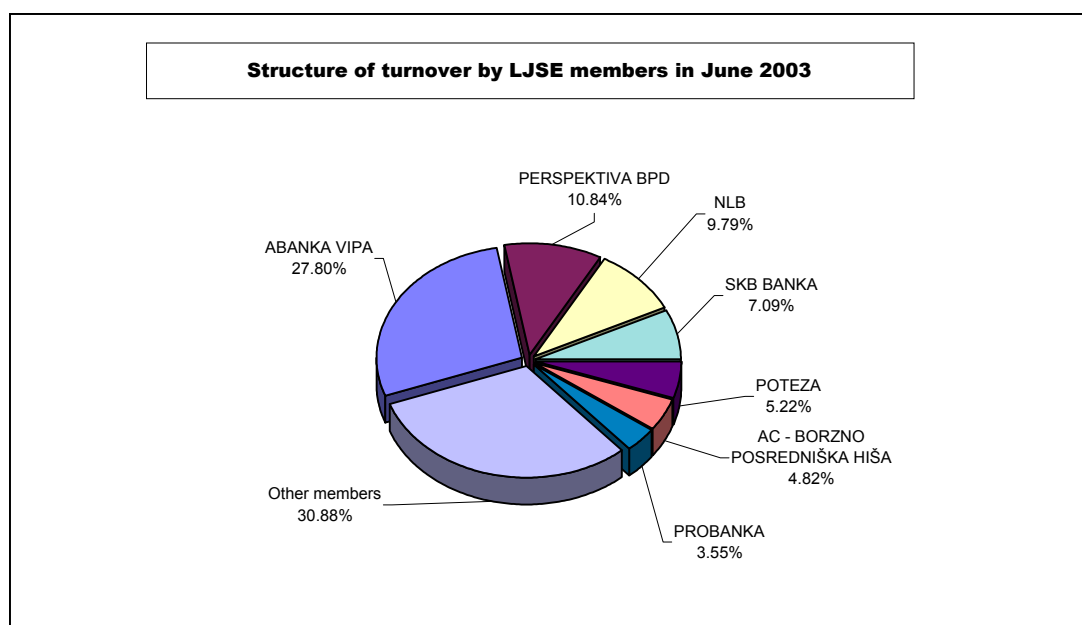
MOST TRADED INVESTMENT FUNDS

INVESTMENT FUNDS	Turnover (in SIT) - order book trades only	Market capitalisation as of 30 June 2003 (in SIT)	Number of bargains - order book trades only
TRIGLAV STEBER 1	2,284,588,769 SIT	31,138,125,973 SIT	6,052
NFD 1	1,508,030,185 SIT	31,910,389,009 SIT	5,991
ZLATA MONETA 1	1,008,962,930 SIT	12,247,688,572 SIT	3,569
ZVON ENA	986,079,401 SIT	14,979,828,269 SIT	4,578
INFOND ID	925,441,862 SIT	12,447,177,023 SIT	5,925
Others	7,192,764,578 SIT	122,551,551,551 SIT	59,157
Total	13,905,867,725 SIT	225,274,760,398 SIT	85,272



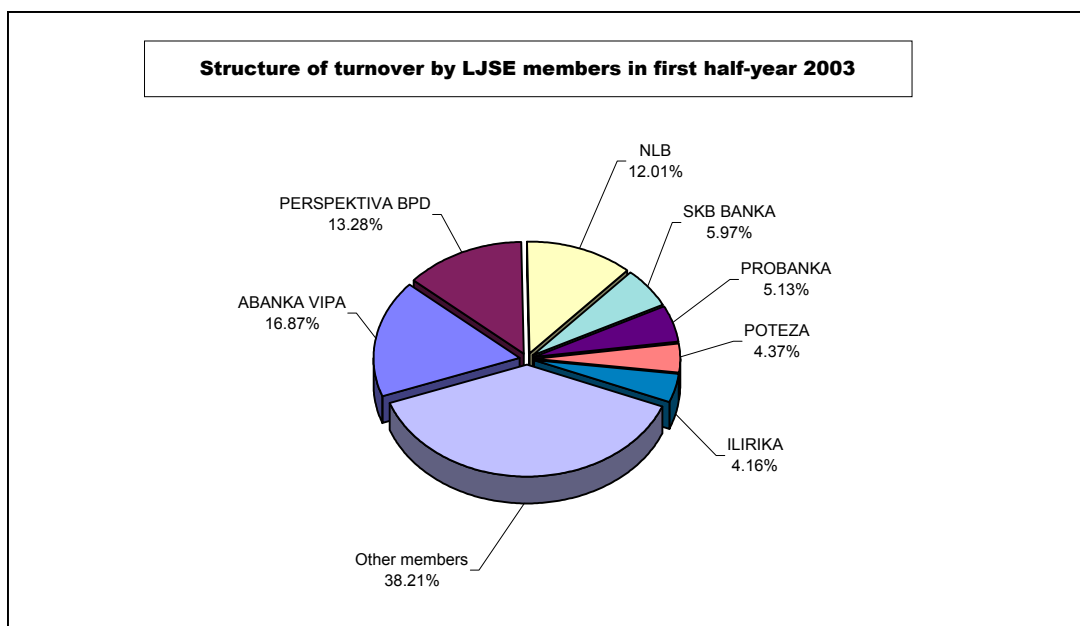
C7) TURNOVER BY LJSE MEMBERS IN JUNE 2003

Member	Official market (in SIT)	Free market (in SIT)	Total (in SIT)	Share in turnover
1 ABANKA VIPA	4,852,942,124 SIT	8,352,977,513 SIT	13,205,919,637 SIT	27.80%
2 PERSPEKTIVA BPD	4,753,456,588 SIT	395,027,875 SIT	5,148,484,463 SIT	10.84%
3 NLB	3,182,916,641 SIT	1,466,238,956 SIT	4,649,155,597 SIT	9.79%
4 SKB BANKA	2,730,225,980 SIT	639,522,890 SIT	3,369,748,870 SIT	7.09%
5 POTEZA	1,393,589,508 SIT	1,086,191,789 SIT	2,479,781,297 SIT	5.22%
6 AC - BORZNO POSREDNIŠKA HIŠA	1,262,070,214 SIT	1,028,552,418 SIT	2,290,622,632 SIT	4.82%
7 PROBANKA	741,929,602 SIT	944,939,850 SIT	1,686,869,452 SIT	3.55%
8 FACTOR BANKA	751,001,734 SIT	660,952,944 SIT	1,411,954,678 SIT	2.97%
9 PUBLIKUM	788,816,436 SIT	585,752,905 SIT	1,374,569,341 SIT	2.89%
10 RAIFFEISEN KREKOVA BANKA	525,541,097 SIT	784,510,184 SIT	1,310,051,281 SIT	2.76%
11 ILIRIKA	506,232,338 SIT	649,098,999 SIT	1,155,331,337 SIT	2.43%
12 SLOVENSKA ZADRUŽNA KMETIJSKA BANKA	145,301,836 SIT	935,747,819 SIT	1,081,049,655 SIT	2.28%
13 MARIBORSKA BPH	470,779,584 SIT	538,530,551 SIT	1,009,310,135 SIT	2.12%
14 GBD GORENJSKA BORZNO POSREDNIŠKA DRUŽBA	450,705,188 SIT	471,547,077 SIT	922,252,265 SIT	1.94%
15 MEDVEŠEK PUŠNIK	359,174,124 SIT	441,648,676 SIT	800,822,800 SIT	1.69%
16 PM&A BPD	407,845,048 SIT	378,343,926 SIT	786,188,974 SIT	1.66%
17 PFC INTERFIN	203,290,761 SIT	547,672,319 SIT	750,963,080 SIT	1.58%
18 CERTIUS BPH	102,559,131 SIT	602,294,523 SIT	704,853,654 SIT	1.48%
19 BANKA KOPER	515,195,462 SIT	128,015,028 SIT	643,210,490 SIT	1.35%
20 ARGONOS BPH	80,935,365 SIT	497,988,353 SIT	578,923,718 SIT	1.22%
21 CELJSKA BORZNO-POSREDNIŠKA HIŠA	304,754,660 SIT	195,146,034 SIT	499,900,694 SIT	1.05%
22 BANK AUSTRIA CREDITANSTALT	309,839,199 SIT	106,415,561 SIT	416,254,760 SIT	0.88%
23 COGITO BIS B.H.	24,023,494 SIT	358,181,841 SIT	382,205,335 SIT	0.80%
24 MOJA DELNICA BPH	159,418,085 SIT	162,078,160 SIT	321,496,245 SIT	0.68%
25 VERITAS BH	70,327,419 SIT	147,916,206 SIT	218,243,625 SIT	0.46%
26 GORENJSKA BANKA	181,160,103 SIT	11,527,207 SIT	192,687,310 SIT	0.41%
27 B P H	53,395,976 SIT	55,735,463 SIT	109,131,439 SIT	0.23%
Total	25,327,427,697 SIT	22,172,555,067 SIT	47,499,982,764 SIT	100.00%



C8) TURNOVER BY LJSE MEMBERS IN FIRST HALF-YEAR 2003

Member	Official market (in SIT)	Free market (in SIT)	Total (in SIT)	Share in turnover
1 ABANKA VIPA	34,001,154,667 SIT	18,738,792,352 SIT	52,739,947,019 SIT	16.87%
2 PERSPEKTIVA BPD	37,755,337,598 SIT	3,758,761,895 SIT	41,514,099,493 SIT	13.28%
3 NLB	27,554,663,982 SIT	9,982,502,648 SIT	37,537,166,630 SIT	12.01%
4 SKB BANKA	14,811,080,223 SIT	3,863,933,657 SIT	18,675,013,880 SIT	5.97%
5 PROBANKA	8,242,057,499 SIT	7,782,084,484 SIT	16,024,141,983 SIT	5.13%
6 POTEZA	6,798,351,656 SIT	6,859,251,073 SIT	13,657,602,729 SIT	4.37%
7 ILIRIKA	6,989,469,809 SIT	6,002,298,194 SIT	12,991,768,003 SIT	4.16%
8 RAIFFEISEN KREKOVA BANKA	3,758,720,289 SIT	7,819,952,629 SIT	11,578,672,918 SIT	3.70%
9 FACTOR BANKA	6,991,650,237 SIT	4,409,345,237 SIT	11,400,995,474 SIT	3.65%
10 PM&A BPD	6,648,634,605 SIT	3,297,857,632 SIT	9,946,492,237 SIT	3.18%
11 AC - BORZNO POSREDNIŠKA HIŠA	3,674,411,542 SIT	5,332,151,852 SIT	9,006,563,394 SIT	2.88%
12 MARIBORSKA BPH	4,642,737,142 SIT	3,816,090,449 SIT	8,458,827,591 SIT	2.71%
13 PUBLIKUM	3,701,344,707 SIT	4,135,650,537 SIT	7,836,995,244 SIT	2.51%
14 ARGONOS BPH	2,597,285,386 SIT	3,929,859,678 SIT	6,527,145,064 SIT	2.09%
15 COGITO BIS B.H.	5,265,841,472 SIT	1,105,669,378 SIT	6,371,510,850 SIT	2.04%
16 GBD GORENJSKA BORZNO POSREDNIŠKA DRUŽBA	2,943,519,292 SIT	3,364,732,837 SIT	6,308,252,129 SIT	2.02%
17 SLOVENSKA ZADRUŽNA KMETIJSKA BANKA	1,772,103,558 SIT	4,378,817,536 SIT	6,150,921,094 SIT	1.97%
18 MEDVEŠEK PUŠNIK	3,553,122,432 SIT	2,254,887,735 SIT	5,808,010,167 SIT	1.86%
19 BANKA KOPER	4,002,602,829 SIT	1,470,161,826 SIT	5,472,764,655 SIT	1.75%
20 PFC INTERFIN	2,202,986,741 SIT	2,321,262,770 SIT	4,524,249,511 SIT	1.45%
21 CELJSKA BORZNO-POSREDNIŠKA HIŠA	2,290,295,384 SIT	2,230,104,986 SIT	4,520,400,370 SIT	1.45%
22 BANK AUSTRIA CREDITANSTALT	3,305,993,670 SIT	1,183,283,954 SIT	4,489,277,624 SIT	1.44%
23 CERTIUS BPH	1,574,044,259 SIT	2,700,080,893 SIT	4,274,125,152 SIT	1.37%
24 MOJA DELNICA BPH	1,994,047,663 SIT	1,576,506,067 SIT	3,570,553,730 SIT	1.14%
25 VERITAS BH	849,139,058 SIT	1,053,589,950 SIT	1,902,729,008 SIT	0.61%
26 B P H	303,176,715 SIT	609,585,173 SIT	912,761,888 SIT	0.29%
27 GORENJSKA BANKA	232,158,184 SIT	139,837,232 SIT	371,995,416 SIT	0.12%
Total	198,455,930,599 SIT	114,117,052,654 SIT	312,572,983,253 SIT	100.00%



C9) TURNOVER IN YEARS 2002 AND 2003

MONTHLY TURNOVER ON OFFICIAL MARKET

Year 2002		Turnover (in SIT)		average	Number of bargains	
Month	Number of trading days	per month	average per day	per bargain	per month	average per day
June	19	19,791,779,374	1,041,672,599	2,211,125	8,951	471
July	23	31,589,908,982	1,373,474,304	3,492,141	9,046	393
August	21	29,086,116,707	1,385,053,177	2,377,288	12,235	583
September	21	26,795,304,876	1,275,966,899	1,859,881	14,407	686
October	22	31,821,503,554	1,446,431,980	2,291,625	13,886	631
November	20	25,402,933,277	1,270,146,664	1,697,149	14,968	748
December	19	41,787,952,840	2,199,365,939	3,645,464	11,463	603
TOTAL	247	322,660,119,936			146,013	
AVERAGE 2002	21	26,888,343,328	1,306,316,275	2,209,804	12,168	591
Year 2003						
January	20	31,218,935,077	1,560,946,754	3,147,387	9,919	496
February	20	14,685,502,567	734,275,128	1,878,903	7,816	391
March	21	15,725,302,818	748,823,944	1,826,400	8,610	410
April	21	9,898,235,206	471,344,534	1,478,010	6,697	319
May	20	12,674,122,498	633,706,125	2,337,968	5,421	271
June	20	12,663,713,847	633,185,692	2,413,975	5,246	262
TOTAL	122	96,865,812,013			43,709	
AVERAGE 2003	20	16,144,302,002	793,982,066	2,216,153	7,285	358

MONTHLY TURNOVER ON FREE MARKET *

Year 2002		Turnover (in SIT)		average	Number of bargains	
Month	Number of trading days	per month	average per day	per bargain	per month	average per day
June	19	11,496,974,652	605,103,929	599,113	19,190	1,010
July	23	8,561,384,159	372,234,094	455,417	18,799	817
August	21	9,073,745,435	432,083,116	609,426	14,889	709
September	21	14,737,526,110	701,786,958	789,581	18,665	889
October	22	20,786,909,622	944,859,528	626,451	33,182	1,508
November	20	14,931,082,803	746,554,140	498,218	29,969	1,498
December	19	20,256,196,959	1,066,115,629	418,551	48,396	2,547
TOTAL	247	158,380,716,772			306,792	
AVERAGE 2002	21	13,198,393,064	641,217,477	516,248	25,566	1,242
Year 2003						
January	20	10,280,770,873	514,038,544	541,977	18,969	948
February	20	11,697,210,667	584,860,533	505,279	23,150	1,158
March	21	9,157,982,800	436,094,419	479,024	19,118	910
April	21	11,231,425,865	534,829,803	599,553	18,733	892
May	20	5,967,011,896	298,350,595	348,439	17,125	856
June	20	11,086,277,540			18,374	
TOTAL	122	59,420,679,641			115,469	
AVERAGE 2003	20	9,903,446,607	487,054,751	514,603	19,245	946

* Includes the turnover of shares, bonds, inv.funds, short-term securities and pension coupons (excluded on 1 Jan 2003)

MONTHLY TURNOVER ON ALL MARKETS

Year 2002	Number of trading days	Turnover (in SIT)		average	Number of bargains	
		per month	average per day	per bargain	per month	average per day
June	19	31,288,754,026	1,646,776,528	1,111,857	28,141	1,481
July	23	40,151,293,141	1,745,708,397	1,441,957	27,845	1,211
August	21	38,159,862,142	1,817,136,292	1,406,867	27,124	1,292
September	21	41,532,830,986	1,977,753,856	1,255,831	33,072	1,575
October	22	52,608,413,176	2,391,291,508	1,117,711	47,068	2,139
November	20	40,334,016,080	2,016,700,804	897,568	44,937	2,247
December	19	62,044,149,799	3,265,481,568	1,036,505	59,859	3,150
TOTAL	247	481,040,836,708			452,805	
AVERAGE 2002	21	40,086,736,392	1,947,533,752	1,062,358	37,734	1,833
Year 2003						
January	20	41,499,705,950	2,074,985,298	1,436,572	28,888	1,444
February	20	26,382,713,234	1,319,135,662	851,990	30,966	1,548
March	21	24,883,285,618	1,184,918,363	897,406	27,728	1,320
April	21	21,129,661,071	1,006,174,337	830,895	25,430	1,211
May	20	18,641,134,394	932,056,720	826,805	22,546	1,127
June	20	23,749,991,387	1,187,499,569	1,005,503	23,620	1,181
TOTAL	122	156,286,491,654			159,178	
AVERAGE 2003	20	26,047,748,609	1,281,036,817	981,835	26,530	1,305

TURNOVER BY SECURITIES ON ALL MARKETS OF LJUBLJANA STOCK EXCHANGE IN YEARS 2003 - 1990

Total turnover and number of bargains

Year	Number of trading days	Turnover (in SIT)		average	Number of bargains	
		per year	average per day	per bargain	per year	average per day
2003	122	156,286,491,654	1,281,036,817	981,835	159,178	1,305
2002	247	481,040,836,708	1,947,533,752	1,062,358	452,805	1,833
2001	247	348,643,571,200	1,411,512,434	1,088,977	320,157	1,296
2000	249	269,617,104,598	1,082,799,617	679,818	396,602	1,593
1999	254	265,671,058,734	1,045,949,050	594,292	447,038	1,760
1998	252	173,374,959,032	687,995,869	729,680	237,604	943
1997	249	108,296,251,892	434,924,706	771,594	140,354	564
1996	240	87,004,346,423	362,518,110	662,875	131,253	547
1995	247	88,098,296,414	356,673,265	722,573	121,923	494
1994	252	112,830,429,696	447,739,800	1,078,252	104,642	415
1993	251	87,387,724,215	348,158,264	1,808,072	48,332	193
1992	106	22,710,966,299	214,254,399	3,678,485	6,174	58
1991	98	1,674,875,622	17,090,568	531,707	3,150	32
1990	62	13,545,000	218,468	52,096	260	4

Average turnover and number of bargains

Year	Turnover (in SIT)			Number of bargains	
	per month	per day	per bargain	per month	per day
2003	26,047,748,609	1,281,036,817	981,835	26,530	1,305
2002	40,086,736,392	1,947,533,752	1,062,358	37,734	1,833
2001	29,053,630,933	1,411,512,434	1,088,977	26,680	1,296
2000	22,468,092,050	1,082,799,617	679,818	33,050	1,593
1999	22,139,254,895	1,045,949,050	594,292	37,253	1,760
1998	14,447,913,253	687,995,869	729,680	19,800	943
1997	9,024,687,658	434,924,706	771,594	11,696	564
1996	7,250,362,202	362,518,110	662,875	10,938	547
1995	7,341,524,701	356,673,265	722,573	10,160	494
1994	9,402,535,808	447,739,800	1,078,252	8,720	415
1993	7,282,310,351	348,158,264	1,808,072	4,028	193
1992	1,892,580,525	214,254,399	3,678,485	515	58
1991	139,572,969	17,090,568	531,707	263	32
1990	1,128,750	218,468	52,096	22	4

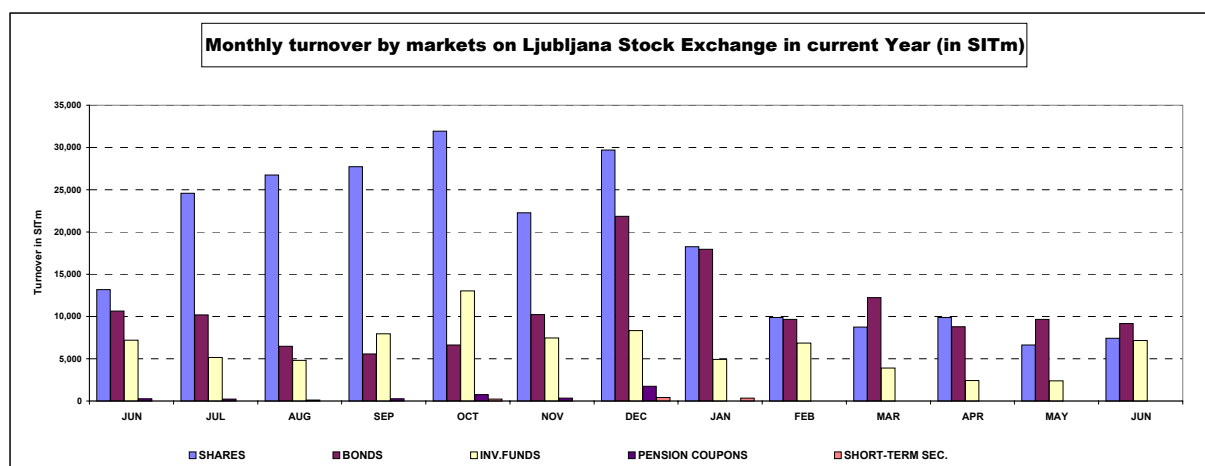
STRUCTURE OF TURNOVER

MONTHLY TURNOVER BY MARKETS ON LJUBLJANA STOCK EXCHANGE IN CURRENT YEAR (in SIT)

YEAR 2002	OFFICIAL MARKET		FREE MARKET					TOTAL	
	SHARES	BONDS	SHARES	BONDS	CLOSED-END FUNDS	AUTHORISED CLOSED-END FUNDS	PENSION COUPONS		SHORT-TERM SECURITIES
June	10,921,241,382	8,870,537,992	2,278,918,076	1,765,347,941	-	7,179,898,819	272,809,817	0	31,288,754,027
July	22,626,904,234	8,963,004,748	1,959,080,370	1,237,270,328	-	5,143,662,175	221,371,286	0	40,151,293,141
August	24,631,497,229	4,454,619,478	2,116,942,661	2,035,100,357	2,292,541,631	2,514,027,040	115,133,745	0	38,159,862,141
September	25,008,605,663	1,786,699,213	2,718,403,776	3,787,321,789	4,143,623,856	3,822,754,306	265,422,383	0	41,532,830,986
October	26,926,761,883	4,894,741,671	5,022,780,647	1,739,044,477	7,703,798,067	5,337,682,913	749,120,697	234,482,821	52,608,413,176
November	17,686,683,796	7,716,249,481	4,580,412,535	2,526,434,583	3,955,737,883	3,520,267,848	348,229,954	0	40,334,016,080
December	23,298,004,818	18,489,948,022	6,410,455,131	3,351,798,096	3,030,024,834	5,302,275,946	1,734,265,589	427,377,363	62,044,149,799
Total 2002	237,887,493,308	84,772,626,628	40,950,115,213	25,798,593,581	21,125,726,271	64,614,277,243	5,230,144,279	661,860,184	481,040,836,707
YEAR 2003									
January	15,501,985,498	15,716,949,579	2,750,697,153	2,250,925,976	1,822,652,590	3,108,385,154	excluded 1 Jan 2003	348,110,000	41,499,705,950
February	7,105,127,358	7,580,375,209	2,770,161,900	2,080,499,702	3,218,326,430	3,628,222,635	-	0	26,382,713,234
March	5,265,613,629	10,459,689,189	3,493,589,876	1,772,940,188	1,537,002,303	2,354,450,433	-	0	24,883,285,618
April	5,255,687,698	7,004,700,802	4,642,547,508	1,788,227,265	1,020,587,047	1,417,910,751	-	0	21,129,661,071
May	4,487,349,440	8,186,773,058	2,136,389,832	1,461,588,896	699,513,232	1,669,519,936	-	0	18,641,134,394
June	5,523,599,700	7,140,114,147	1,892,258,472	2,040,567,812	3,720,791,735	3,432,659,521	-	0	23,749,991,387
TOTAL 2003	43,139,363,323	56,088,601,984	17,685,644,741	11,394,749,839	12,018,873,337	15,611,148,430	-	348,110,000	156,286,491,654

MONTHLY TURNOVER BY SECURITIES ON LJUBLJANA STOCK EXCHANGE IN CURRENT YEAR (in SIT)

YEAR 2002	SHARES	BONDS	INVESTMENT FUNDS	PENSION COUPONS	SHORT-TERM SECURITIES	TOTAL
June	13,200,159,458	10,635,885,933	7,179,898,819	272,809,817	0	31,288,754,027
July	24,585,984,604	10,200,275,076	5,143,662,175	221,371,286	0	40,151,293,141
August	26,748,439,890	6,489,719,835	4,806,568,671	115,133,745	0	38,159,862,141
September	27,727,009,439	5,574,021,002	7,966,378,162	265,422,383	0	41,532,830,986
October	31,949,542,530	6,633,786,148	13,041,480,980	749,120,697	234,482,821	52,608,413,176
November	22,267,096,331	10,242,684,064	7,476,005,731	348,229,954	0	40,334,016,080
December	29,708,459,949	21,841,746,118	8,332,300,780	1,734,265,589	427,377,363	62,044,149,799
Total 2002	278,837,608,521	110,571,220,209	85,740,003,514	5,230,144,279	661,860,184	481,040,836,707
YEAR 2003						
January	18,252,682,651	17,967,875,555	4,931,037,744	-	348,110,000	41,499,705,950
February	9,875,289,258	9,660,874,911	6,846,549,065	-	0	26,382,713,234
Marec	8,759,203,505	12,232,629,377	3,891,452,736	-	0	24,883,285,618
April	9,898,235,206	8,792,928,067	2,438,497,798	-	0	21,129,661,071
May	6,623,739,272	9,648,361,954	2,369,033,168	-	0	18,641,134,394
June	7,415,858,172	9,180,681,959	7,153,451,256	-	0	23,749,991,387
TOTAL 2003	60,825,008,064	67,483,351,823	27,630,021,767	-	348,110,000	156,286,491,654



D) MARKET CAPITALISATION

MARKET CAPITALISATION - OFFICIAL MARKET (in SIT)

	30 Jun 2002	31 Dec 2002	31 May 2003	30 Jun 2003	Index 30 Jun 2003 / 31 May 2003	Index 30 Jun 2003 / 31 Dec 2002	Index 30 Jun 2003 / 30 Jun 2002	Share
SHARES	858,968,773,875	1,010,570,041,658	808,058,695,640	791,614,514,337	98	78	92	55.88%
Banks	31,788,149,200	33,896,698,650	32,492,099,000	31,544,993,345	97	93	99	3.98%
Companies	827,180,624,675	976,673,343,008	775,566,596,640	760,069,520,992	98	78	92	96.02%
BONDS	436,969,920,142	542,643,632,999	554,758,312,498	625,098,846,790	113	115	143	44.12%
State	383,655,194,547	487,019,103,209	499,132,475,839	531,746,626,863	107	109	139	85.07%
Banks	45,194,573,016	47,711,720,325	47,205,738,848	75,296,954,933	160	158	167	12.05%
Companies	8,120,152,580	7,912,809,466	8,420,097,812	18,055,264,994	214	228	222	2.89%
TOTAL	1,295,938,694,017	1,553,213,674,657	1,362,817,008,138	1,416,713,361,127	104	91	109	100.00%

MARKET CAPITALISATION - FREE MARKET (in SIT)

	30 Jun 2002	31 Dec 2002	31 May 2003	30 Jun 2003	Index 30 Jun 2003 / 31 May 2003	Index 30 Jun 2003 / 31 Dec 2002	Index 30 Jun 2003 / 30 Jun 2002	Share
SHARES	224,504,991,868	222,537,194,239	254,082,573,699	252,776,120,361	99	114	113	40.12%
Banks	1,519,000,000	1,517,700,000	-	-	-	-	-	-
Companies	222,985,991,868	221,019,494,239	254,082,573,699	252,776,120,361	99	114	113	100.00%
BONDS	86,765,929,458	148,095,012,559	150,671,731,780	151,990,596,111	101	103	175	24.12%
State	75,065,417,702	123,062,417,619	126,121,798,141	127,203,846,044	101	103	169	83.69%
Communities	23,294,558	-	-	-	-	-	-	-
Banks	6,404,449,938	19,058,543,599	19,178,907,765	19,372,841,958	101	102	302	12.75%
Companies	5,272,767,259	5,974,051,341	5,371,025,874	5,413,908,108	101	91	103	3.56%
PENSION COUPONS	5,123,917,027	6,549,976,331	-	-	-	-	-	-
CLOSED-END FUNDS	-	94,139,829,652	100,664,990,368	101,824,149,729	101	108	-	16.16%
AUTH. CLOSED-END FUNDS	219,155,174,087	149,671,335,336	121,971,864,867	123,450,610,669	101	82	56	19.59%
TOTAL *	535,550,012,439	526,853,518,465	627,391,160,714	630,041,476,869	100	120	118	100.00%

TOTAL SHARES	1,083,473,765,743	1,233,107,235,897	1,062,141,269,338	1,044,390,634,698	98	85	96	51.03%
---------------------	--------------------------	--------------------------	--------------------------	--------------------------	-----------	-----------	-----------	---------------

TOTAL BONDS	523,735,849,600	690,738,645,559	705,430,044,279	777,089,442,900	110	113	148	37.97%
--------------------	------------------------	------------------------	------------------------	------------------------	------------	------------	------------	---------------

PENSION COUPONS	5,123,917,027	6,549,976,331	-	-	-	-	-	-
------------------------	----------------------	----------------------	----------	----------	----------	----------	----------	----------

INVESTMENT FUNDS	219,155,174,087	243,811,164,988	222,636,855,235	225,274,760,398	101	92	103	11.01%
-------------------------	------------------------	------------------------	------------------------	------------------------	------------	-----------	------------	---------------

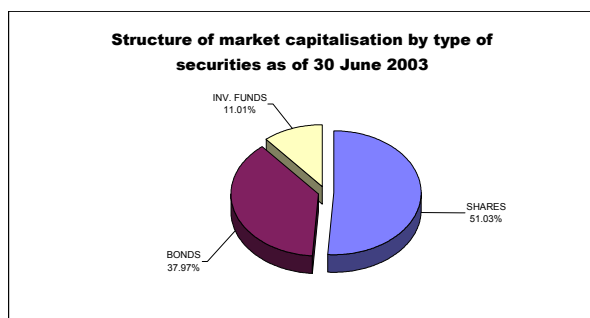
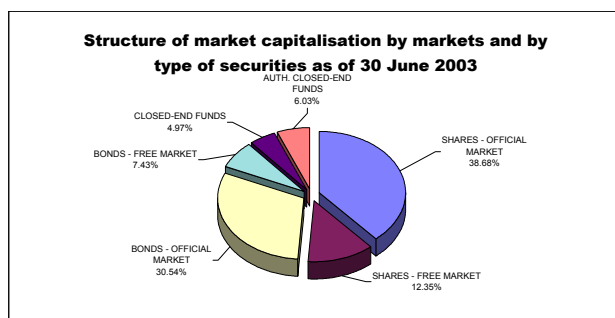
TOTAL CAPITALISATION ON LJSE *	1,831,488,706,456	2,174,207,022,774	1,990,208,168,852	2,046,754,837,996	103	94	112	100.00%
---------------------------------------	--------------------------	--------------------------	--------------------------	--------------------------	------------	-----------	------------	----------------

* investment funds are included in market capitalisation

On 30 June 2003, the total market capitalisation of all shares traded, without investment funds, on the Ljubljana Stock Exchange (SIT 1,044.4 billion) corresponded to 19.8% of GDP in 2002 - SIT 5,284 billion (at current prices; as reported by the Statistical Office of the Republic of Slovenia).

EXCHANGE RATES

1USD=230.1677 SIT as of 28 Jun 2002	1USD=222.0491 SIT as of 30 Dec 2002	1USD=198.4876 SIT as of 31 May 2003	1USD=204.707 SIT as of 30 Jun 2003
1EUR=226.2779 SIT as of 28 Jun 2002	1EUR=230.2205 SIT as of 30 Dec 2002	1EUR=233.2031 SIT as of 31 May 2003	1EUR=233.7549 SIT as of 30 Jun 2003



D1) MARKET CAPITALISATION OF SHARES - OFFICIAL MARKET AS OF 30 JUNE 2003

Issue	Number of shares traded	Number of issued shares	Share of traded shares	Price as of 30 Jun 2003	Market capitalisation as of 30 Jun 2003 (in SIT)	Market capitalisation as of 30 Jun 2003 (in EUR)	Market capitalisation as of 30 Jun 2003 (in USD)
Common shares	-	-	-	-	789,374,554,337	3,376,932,652	3,856,119,011
1 KRKA	3,542,612	3,542,612	100.00%	41,309 SIT	146,342,786,465	626,052,273	714,889,019
2 PETROL	2,086,301	2,086,301	100.00%	38,504 SIT	80,330,537,307	343,652,849	392,417,149
3 MERCATOR	3,208,504	3,208,504	100.00%	22,999 SIT	73,790,779,244	315,675,861	360,470,229
4 PIVOVARNA LAŠKO	8,747,652	8,747,652	100.00%	5,962 SIT	52,155,163,278	223,119,016	254,779,579
5 GORENJE	12,200,000	12,200,000	100.00%	3,839 SIT	46,831,896,000	200,346,157	228,775,254
6 INTEREUROPA	7,902,413	7,902,413	100.00%	5,253 SIT	41,512,718,899	177,590,797	202,790,910
7 SAVA	1,720,987	1,720,987	100.00%	23,176 SIT	39,884,923,527	170,627,112	194,839,080
8 PIVOVARNA UNION	451,114	451,114	100.00%	86,000 SIT	38,795,804,000	165,967,875	189,518,697
9 LUKA KOPER	7,140,000	7,140,000	100.00%	4,724 SIT	33,730,645,200	144,299,201	164,775,241
10 ISTRABENZ	5,180,000	5,180,000	100.00%	6,494 SIT	33,639,386,200	143,908,796	164,329,438
11 BANKA KOPER	531,359	531,359	100.00%	55,151 SIT	29,305,033,345	125,366,499	143,155,990
12 DROGA PORTOROŽ	282,768	282,768	100.00%	81,001 SIT	22,904,490,768	97,985,072	111,889,143
13 MERKUR	912,585	912,585	100.00%	22,005 SIT	20,081,542,435	85,908,541	98,098,953
14 TERME ČATEŽ	674,971	674,971	100.00%	26,603 SIT	17,956,476,253	76,817,539	87,717,940
15 KOLINSKA	3,166,992	3,169,525	99.92%	4,801 SIT	15,204,601,912	65,045,062	74,274,949
16 DELO	667,464	667,464	100.00%	22,011 SIT	14,691,216,372	62,848,806	71,767,044
17 SALUS	134,980	134,980	100.00%	91,965 SIT	12,413,481,593	53,104,690	60,640,240
18 ETOL	274,576	274,576	100.00%	39,000 SIT	10,708,464,000	45,810,650	52,311,176
19 ŽITO	348,765	348,765	100.00%	30,000 SIT	10,462,950,000	44,760,345	51,111,833
20 AERODROM	1,936,229	1,936,229	100.00%	4,650 SIT	9,003,464,850	38,516,689	43,982,203
21 RADENSKA	5,061,856	5,061,856	100.00%	1,450 SIT	7,339,691,200	31,399,090	35,854,618
22 TERME 3000	3,184,444	3,184,444	100.00%	1,905 SIT	6,065,983,687	25,950,188	29,632,517
23 COMET	1,700,688	1,700,688	100.00%	3,005 SIT	5,110,567,440	21,862,932	24,965,279
24 MLINOTEST	2,389,177	2,389,177	100.00%	1,800 SIT	4,301,474,271	18,401,643	21,012,834
25 ŽIVILA KRANJ	319,997	319,997	100.00%	13,116 SIT	4,197,234,251	17,955,706	20,503,619
26 KOMPAS MTS	3,526,714	3,526,714	100.00%	1,010 SIT	3,561,981,140	15,238,103	17,400,388
27 DELO PRODAJA	593,549	593,549	100.00%	5,400 SIT	3,205,164,600	13,711,647	15,657,328
28 EMONA OBALA KOPER	1,741,456	1,741,456	100.00%	1,600 SIT	2,786,329,600	11,919,877	13,611,306
29 GRADB.PODJETJE GROSUPLJE	199,411	199,411	100.00%	5,900 SIT	1,176,524,900	5,033,156	5,747,360
30 TEHNOUNION	84,005	84,005	100.00%	12,500 SIT	1,050,062,500	4,492,152	5,129,588
31 GEODETSKI ZAVOD SLOVENIJE	379,820	379,820	100.00%	1,734 SIT	658,619,275	2,817,564	3,217,375
32 NIKA	186,695	186,695	100.00%	935 SIT	174,559,825	746,764	852,730
Preferred shares	-	-	-	-	2,239,960,000	9,582,516	10,942,274
1 PROBANKA	400,000	400,000	100.00%	5,600 SIT	2,239,960,000	9,582,516	10,942,274
TOTAL SHARES	-	-	-	-	791,614,514,337	3,386,515,168	3,867,061,284

EXCHANGE RATES	1 USD=	204.707 SIT as of 30 Jun 2003
	1 EUR=	233.7549 SIT as of 30 Jun 2003

MARKET CAPITALISATION OF SHARES - FREE MARKET AS OF 30 JUNE 2003

Issue	Number of shares traded	Number of issued shares	Share of traded shares	Price as of 30 Jun 2003	Market capitalisation as of 30 Jun 2003 (in SIT)	Market capitalisation as of 30 Jun 2003 (in EUR)	Market capitalisation as of 30 Jun 2003 (in USD)
Common shares	-	-	-	-	251,342,921,601	1,075,241,296	1,227,817,913
1 HELIOS	219,861	219,861	100.00%	99,601 SIT	21,898,450,214	93,681,246	106,974,604
2 CINKARNA	812,477	814,626	99.74%	23,496 SIT	19,089,853,970	81,666,113	93,254,525
3 AKTIVA INVEST	775,110	775,110	100.00%	21,412 SIT	16,596,523,551	70,999,682	81,074,529
4 KD GROUP, finančna družba	186,436	186,436	100.00%	70,000 SIT	13,050,520,000	55,829,931	63,752,192
5 JUTEKS	641,432	641,432	100.00%	19,102 SIT	12,252,403,148	52,415,599	59,853,367
6 INFOND HOLDING	16,833,414	16,833,414	100.00%	660 SIT	11,109,211,569	47,525,043	54,268,841
7 LESNINA	76,495	76,495	100.00%	135,000 SIT	10,326,825,000	44,178,004	50,446,858
8 BELINKA HOLDING	2,702,532	2,702,532	100.00%	3,700 SIT	9,999,368,400	42,777,150	48,847,223
9 FRUCTAL	2,504,151	2,505,613	99.94%	2,508 SIT	6,280,410,708	26,867,504	30,680,000
10 VALKARTON	852,097	852,156	99.99%	6,900 SIT	5,879,469,300	25,152,283	28,721,389
11 DZS	1,429,368	1,686,384	84.76%	4,056 SIT	5,797,459,433	24,801,446	28,320,768
12 TRIGLAV, finančna družba	6,356,989	6,356,989	100.00%	905 SIT	5,752,947,905	24,611,026	28,103,328
13 CETIS	200,000	220,642	90.64%	27,493 SIT	5,498,680,000	23,523,272	26,861,221
14 MAKSIMA HOLDING	6,399,850	6,399,850	100.00%	813 SIT	5,204,166,025	22,263,345	25,422,511
15 NAMA	2,861,310	2,861,310	100.00%	1,757 SIT	5,027,722,253	21,508,521	24,560,578
16 KD HOLDING	924,969	924,969	100.00%	5,351 SIT	4,949,694,113	21,174,718	24,179,408
17 GRAND HOTEL UNION	1,814,613	1,814,613	100.00%	2,500 SIT	4,536,532,500	19,407,219	22,161,101
18 TOSAMA	295,670	295,670	100.00%	13,800 SIT	4,080,246,000	17,455,232	19,932,127
19 PINUS RAČE	133,383	133,383	100.00%	29,900 SIT	3,988,151,700	17,061,254	19,482,244
20 TOVARNA SLADKORJA ORMOŽ	497,163	497,163	100.00%	7,990 SIT	3,972,332,370	16,993,579	19,404,966
21 HOTELI PALACE	2,346,102	2,346,102	100.00%	1,500 SIT	3,519,153,000	15,054,884	17,191,171
22 MESNA INDUSTRIJA PRIMORSKE	1,478,742	1,478,742	100.00%	2,144 SIT	3,170,422,848	13,563,022	15,487,613
23 SWATY	288,940	288,940	100.00%	10,500 SIT	3,033,870,000	12,978,851	14,820,548
24 MEDALJON	1,734,000	1,734,000	100.00%	1,700 SIT	2,947,800,000	12,610,645	14,400,094
25 GORENJSKI TISK	960,176	1,070,328	89.71%	3,052 SIT	2,930,485,957	12,536,576	14,315,514
26 MITOL	770,509	770,509	100.00%	3,800 SIT	2,927,934,200	12,525,659	14,303,049
27 SATURNUS EMBALAŽA	84,064	85,929	97.83%	33,999 SIT	2,858,091,936	12,228,875	13,961,867
28 JATA EMONA	3,197,534	3,197,534	100.00%	880 SIT	2,814,789,180	12,041,626	13,750,332
29 SLOVENIJALES	273,604	273,604	100.00%	9,802 SIT	2,681,888,296	11,473,078	13,101,107
30 LIV POSTOJNA	161,600	161,600	100.00%	15,200 SIT	2,456,320,000	10,508,101	11,999,199
31 MELAMIN	466,489	466,489	100.00%	5,263 SIT	2,455,290,213	10,503,695	11,994,168
32 SATURNUS AVTOOPREMA	483,061	647,122	74.65%	4,800 SIT	2,318,789,412	9,919,747	11,327,358
33 MARINA PORTOROŽ	313,932	313,932	100.00%	7,000 SIT	2,197,524,000	9,400,975	10,734,972
34 ETRA	45,423	45,423	100.00%	45,000 SIT	2,044,035,000	8,744,351	9,985,174
35 COLOR	950,391	950,391	100.00%	2,100 SIT	1,995,916,139	8,538,500	9,750,112
36 LIP BLEED	2,155,899	2,155,899	100.00%	880 SIT	1,897,191,120	8,116,156	9,267,837
37 PLAMA - PUR	686,798	686,798	100.00%	2,700 SIT	1,854,354,600	7,932,902	9,058,579
38 MODRA LINIJA HOLDING	1,882,991	1,882,991	100.00%	850 SIT	1,600,542,350	6,847,096	7,818,699
39 MEDVEŠEK PUŠNIK	80,000	80,000	100.00%	20,000 SIT	1,600,000,000	6,844,776	7,816,049
40 VIZIJA HOLDING	2,277,503	2,277,503	100.00%	650 SIT	1,480,376,950	6,333,031	7,231,687
41 INTERTRADE ITS	1,260,000	1,260,000	100.00%	1,000 SIT	1,260,000,000	5,390,261	6,155,139
42 TOPLICE DOBRNA	682,010	692,542	98.48%	1,751 SIT	1,194,199,510	5,108,768	5,833,701
43 JADRAN	226,334	226,334	100.00%	4,853 SIT	1,098,421,535	4,699,031	5,365,823
44 POM-INVEST	2,241,983	2,241,983	100.00%	463 SIT	1,037,769,091	4,439,561	5,069,534
45 GORIŠKE OPEKARNE	392,725	523,634	75.00%	2,500 SIT	981,812,500	4,200,179	4,796,184
46 KEMA PUCONCI	217,346	217,346	100.00%	4,000 SIT	869,384,000	3,719,212	4,246,968
47 VELANA	1,409,645	1,409,645	100.00%	600 SIT	846,054,833	3,619,410	4,133,004
48 TEKSTINA	1,127,293	1,503,057	75.00%	750 SIT	845,469,750	3,616,907	4,130,146
49 SVILANIT	408,487	410,407	99.53%	1,999 SIT	816,565,513	3,493,255	3,988,948
50 GEA TOVARNA OLJA	660,348	846,600	78.00%	1,215 SIT	802,322,820	3,432,325	3,919,372
51 KOMPAS HOTELI KG	162,700	162,700	100.00%	4,919 SIT	800,278,998	3,423,582	3,909,388
52 NIKO ŽELEZNIKI	35,875	35,875	100.00%	21,000 SIT	753,375,000	3,222,927	3,680,260
53 AVTO CELJE	418,077	418,077	100.00%	1,800 SIT	752,496,792	3,219,170	3,675,970
54 FINIRA	2,179,206	2,179,206	100.00%	330 SIT	719,443,069	3,077,767	3,514,502
55 JAVOR PIVKA	1,194,700	1,194,700	100.00%	600 SIT	716,820,000	3,066,545	3,501,688
56 HIDROTEHNIK	384,472	384,472	100.00%	1,850 SIT	711,273,200	3,042,816	3,474,591
57 GOZDNO GOSPODARSTVO POSTOJNA	686,273	686,273	100.00%	1,000 SIT	686,273,000	2,935,866	3,352,465
58 INTERTRADE ITA	69,531	69,531	100.00%	9,702 SIT	674,589,762	2,885,885	3,295,392
59 ŽITO INTES	2,518,194	2,518,194	100.00%	260 SIT	654,982,259	2,802,004	3,199,609
60 GOZDNO GOSPODARSTVO BLEED	489,520	611,900	80.00%	1,332 SIT	651,883,994	2,788,750	3,184,473
61 ALPETOUR POTOVALNA AGENCIJA	263,042	263,042	100.00%	2,375 SIT	624,751,054	2,672,676	3,051,928
62 INTARA	101,000	101,000	100.00%	6,000 SIT	606,000,000	2,592,459	2,960,329
63 KOŠAKI TMI MARIBOR	43,236	43,236	100.00%	12,500 SIT	540,451,729	2,312,044	2,640,123

Issue	Number of shares traded	Number of issued shares	Share of traded shares	Price as of 30 Jun 2003	Market capitalisation as of 30 Jun 2003 (in SIT)	Market capitalisation as of 30 Jun 2003 (in EUR)	Market capitalisation as of 30 Jun 2003 (in USD)
64 MURALES	322,045	322,045	100.00%	1,652 SIT	532,066,647	2,276,173	2,599,162
65 LESNINA EMMI	684,037	714,827	95.69%	753 SIT	515,148,265	2,203,797	2,516,515
66 OLJARICA	70,404	70,404	100.00%	7,300 SIT	513,949,200	2,198,667	2,510,658
67 KRONA HOLDING	1,287,121	1,287,121	100.00%	390 SIT	502,105,902	2,148,002	2,452,803
68 IMP KLIMAT	353,900	353,900	100.00%	1,401 SIT	495,813,900	2,121,085	2,422,066
69 INTEGRAL JESENICE	243,784	256,556	95.02%	2,000 SIT	487,568,000	2,085,809	2,381,785
70 DANA	356,128	404,231	88.10%	1,350 SIT	480,879,638	2,057,196	2,349,112
71 AGROKOMBINAT MARIBOR	453,956	499,291	90.92%	1,000 SIT	454,083,108	1,942,561	2,218,210
72 TUS KO-SI	229,456	229,456	100.00%	1,850 SIT	424,493,600	1,815,977	2,073,664
73 ŽELEZARNA RAVNE - MONTER DRAVOGRAD	359,761	359,761	100.00%	880 SIT	316,589,680	1,354,366	1,546,550
74 LIZ INŽENIRING	188,677	235,846	80.00%	1,500 SIT	283,015,500	1,210,736	1,382,539
75 IMP ČRPALKE	333,034	333,034	100.00%	800 SIT	266,427,200	1,139,772	1,301,505
76 UNITAS	173,377	173,377	100.00%	1,522 SIT	263,879,794	1,128,874	1,289,061
77 UNIT-AS NEPREMIČNINE	173,377	173,377	100.00%	1,500 SIT	260,065,500	1,112,556	1,270,428
78 ELMO	708,000	708,000	100.00%	350 SIT	247,870,800	1,060,388	1,210,856
79 FOND INVEST	258,586	258,586	100.00%	906 SIT	234,278,916	1,002,242	1,144,460
80 KLASJE	835,600	835,600	100.00%	260 SIT	217,256,000	929,418	1,061,302
81 GRADIS GP	304,750	304,750	100.00%	700 SIT	213,325,000	912,601	1,042,099
82 EGOLES ŠKOFJA LOKA	258,300	258,300	100.00%	800 SIT	206,640,000	884,003	1,009,443
83 CREINA	48,594	48,594	100.00%	4,250 SIT	206,524,500	883,509	1,008,879
84 GEA COLLEGE	147,885	147,885	100.00%	1,300 SIT	192,250,500	822,445	939,150
85 CAPITA	315,963	315,963	100.00%	600 SIT	189,577,800	811,011	926,093
86 INLES RIBNICA	609,005	609,005	100.00%	308 SIT	187,695,341	802,958	916,898
87 MK TISKARNA	103,954	103,954	100.00%	1,610 SIT	167,376,335	716,033	817,639
88 UPIMO GROUP	215,000	215,000	100.00%	700 SIT	150,500,000	643,837	735,197
89 RTC KRVAVEC IMENSKE	205,734	205,734	100.00%	700 SIT	144,013,800	616,089	703,512
90 ZDRAVILIŠČE ROGAŠKA	898,110	961,898	93.37%	150 SIT	134,716,500	576,315	658,094
91 SVILA	1,263,478	1,263,478	100.00%	59 SIT	73,913,463	316,201	361,070
92 SAVINJA MOZIRJE	105,780	105,780	100.00%	665 SIT	70,343,700	300,929	343,631
93 MLAJ	67,062	93,000	72.11%	800 SIT	53,649,600	229,512	262,080
94 AVTOPREVOZNIŠTVO IN SERVISI	308,696	308,696	100.00%	140 SIT	43,217,440	184,884	211,119
95 JELEN	50,849	67,798	75.00%	800 SIT	40,679,200	174,025	198,719
96 SIJAJ HRASTNIK	26,880	26,880	100.00%	1,150 SIT	30,912,000	132,241	151,006
97 ZASAVSKI RAČUNSKI CENTER	43,466	70,700	61.48%	500 SIT	21,733,000	92,973	106,166
Preferred shares	-	-	-	-	1,433,198,760	6,131,203	7,001,220
1 KD HOLDING	266,413	266,413	100.00%	5,301 SIT	1,412,311,260	6,041,847	6,899,184
2 ZDRAVILIŠČE ROGAŠKA	27,850	30,000	92.83%	750 SIT	20,887,500	89,356	102,036
TOTAL SHARES					252,776,120,361	1,081,372,499	1,234,819,133

EXCHANGE RATES	1 USD=	204.7070 SIT as of 30 Jun 2003
	1 EUR=	233.7549 SIT as of 30 Jun 2003

D2) MARKET CAPITALISATION OF BONDS - OFFICIAL MARKET AS OF 30 JUNE 2003

Issue	Number of issued bonds	Price as of 30 Jun 2003	Principal amt. as of 30 Jun 2003	Currency of denomination	Market capitalisation as of 30 Jun 2003 (in SIT)	Market capitalisation as of 30 Jun 2003 (in EUR)	Market capitalisation as of 30 Jun 2003 (in USD)
1 REPUBLIKA SLOVENIJA 51 st issue	4,447,050	103.42	10,000.00	SIT	45,991,391.100	196,750.490	224,669.362
2 REPUBLIKA SLOVENIJA 33 rd issue	248,716	140.42	511.29	EUR	41,740,794.891	178,566.502	203,905.069
3 REPUBLIKA SLOVENIJA 10 th issue	5,218,961	101.00	6,373.35	SIT	33,783,383.949	144,524.816	165,032.871
4 REPUBLIKA SLOVENIJA 39 th issue	30,000,000	95.68	1,000.00	SIT	28,704,000.000	122,795.287	140,219.924
5 REPUBLIKA SLOVENIJA 38 th issue	1,000,000	109.00	100.00	EUR	25,479,284.100	109,000.000	124,467.088
6 REPUBLIKA SLOVENIJA 27 th issue	1,700,000	108.50	10,000.00	SIT	18,445,000.000	78,907.437	90,104.393
7 REPUBLIKA SLOVENIJA 37 th issue	1,700,000	105.50	10,000.00	SIT	17,935,000.000	76,725.664	87,613.027
8 REPUBLIKA SLOVENIJA 34 th issue	1,691,000	105.00	10,000.00	SIT	17,755,500.000	75,957.766	86,736.164
9 REPUBLIKA SLOVENIJA 21 st issue	2,000,000	91.01	9,400.00	SIT	17,109,880.000	73,195.813	83,582.291
10 REPUBLIKA SLOVENIJA 43 rd issue	1,560,000	103.00	10,000.00	SIT	16,068,000.000	68,738.666	78,492.675
11 REPUBLIKA SLOVENIJA 40 th issue	1,500,000	104.00	10,000.00	SIT	15,600,000.000	66,736.569	76,206.480
12 REPUBLIKA SLOVENIJA 52 nd issue	1,555,800	100.01	10,000.00	SIT	15,559,555.800	66,563.549	76,008.909
13 REPUBLIKA SLOVENIJA 35 th issue	1,400,000	105.00	10,000.00	SIT	14,700,000.000	62,886.382	71,809.953
14 REPUBLIKA SLOVENIJA 50 th issue	612,818	101.01	100.00	EUR	14,469,602.733	61,900.746	70,684.455
15 REPUBLIKA SLOVENIJA 29 th issue	550,000	104.60	100.00	EUR	13,447,919.397	57,530.000	65,693.500
16 REPUBLIKA SLOVENIJA 13 th issue	106,701	102.80	511.29	EUR	13,109,605.605	56,082.699	64,040.827
17 REPUBLIKA SLOVENIJA 41 st issue	1,200,000	106.00	10,000.00	SIT	12,720,000.000	54,415.972	62,137.592
18 REPUBLIKA SLOVENIJA 42 nd issue	1,200,000	105.50	10,000.00	SIT	12,660,000.000	54,159.292	61,844.490
19 REPUBLIKA SLOVENIJA 36 th issue	1,200,000	104.65	10,000.00	SIT	12,558,000.000	53,722.938	61,346.217
20 REPUBLIKA SLOVENIJA 18 th issue	500,000	106.50	100.00	EUR	12,447,448.425	53,250.000	60,806.169
21 REPUBLIKA SLOVENIJA 26 th issue	500,000	105.13	100.00	EUR	12,287,326.319	52,565.000	60,023.968
22 REPUBLIKA SLOVENIJA 45 th issue	1,211,249		10,000.00	SIT	12,112,490.000	51,817.053	59,169.887
23 REPUBLIKA SLOVENIJA 24 th issue	1,100,000	101.00	10,000.00	SIT	11,110,000.000	47,528.415	54,272.692
24 NLB 10 th issue	108,243	101.20	100,000.00	SIT	10,954,191.600	46,861.869	53,511.563
25 REPUBLIKA SLOVENIJA 28 th issue	1,050,000	103.50	10,000.00	SIT	10,867,500.000	46,491.004	53,088.072
26 NLB 9 th issue	108,474		100,000.00	SIT	10,847,400.000	46,405.017	52,989.883
27 BTC 2 nd issue	400,000	107.00	100.00	EUR	10,004,709.720	42,800.000	48,873.315
28 REPUBLIKA SLOVENIJA 23 rd issue	400,000	104.00	100.00	EUR	9,724,203.840	41,600.000	47,503.035
29 REPUBLIKA SLOVENIJA 17 th issue	900,000	103.00	10,000.00	SIT	9,270,000.000	39,656.923	45,284.236
30 REPUBLIKA SLOVENIJA 53 rd issue	363,841	103.01	100.00	EUR	8,760,961.003	37,479.261	42,797.564
31 REPUBLIKA SLOVENIJA 25 th issue	800,000	104.30	10,000.00	SIT	8,344,000.000	35,695.508	40,760.697
32 REPUBLIKA SLOVENIJA 22 nd issue	800,000	102.00	10,000.00	SIT	8,160,000.000	34,908.359	39,861.851
33 REPUBLIKA SLOVENIJA 49 th issue	78,392	102.80	380.00	EUR	7,158,288.196	30,623.051	34,968.458
34 NLB 11 th issue	26,326	100.00	1,000.00	EUR	6,153,831.497	26,326.000	30,061.656
35 REPUBLIKA SLOVENIJA 19 th issue	600,000	101.50	10,000.00	SIT	6,090,000.000	26,052.930	29,749.838
36 REPUBLIKA SLOVENIJA 20 th issue	600,000	100.00	10,000.00	SIT	6,000,000.000	25,667.911	29,310.185
37 SLOVENSKA RAZVOJNA DRUŽBA	50,000	99.53	511.29	EUR	5,947,740.753	25,444.347	29,054.897
38 REPUBLIKA SLOVENIJA 32 nd issue	238,655	102.50	100.00	EUR	5,718,144.505	24,462.138	27,933.312
39 NLB 2 nd issue, A series	40,000	104.10	100,000.00	SIT	5,409,355.795	23,141.144	26,424.870
40 SKB OBVEZNICE 4 th issue, A series	38,182	103.81	100,000.00	SIT	3,963,673.420	16,956.536	19,362.667
41 NFD INVESTICIJSKO SVETOVANJE	16,000	105.49	135,740.00	SIT	3,171,929.360	13,569.467	15,494.973
42 ABANKA 6 th issue	135,000	100.00	100.00	EUR	3,155,691.150	13,500.000	15,415.648
43 REPUBLIKA SLOVENIJA 31 st issue	294,768	107.00	10,000.00	SIT	3,154,017.600	13,492.841	15,407.473
44 REPUBLIKA SLOVENIJA 44 th issue	296,493	100.00	10,000.00	SIT	2,964,930.000	12,683.927	14,483.774
45 BTC HIPOTEKARNE	340,000	110.50	32.87	EUR	2,886,699.803	12,349.259	14,101.617
46 NLB 3 rd issue	12,000	100.00	1,000.00	EUR	2,805,058.800	12,000.000	13,702.799
47 NOVA KBM 3 rd issue, A series	20,000	109.50	100,000.00	SIT	2,589,749.460	11,078.910	12,651.006
48 ABANKA 5 th issue	100,000	102.10	100.00	EUR	2,386,637.529	10,210.000	11,658.798
49 ABANKA 4 th issue	100,000	102.00	100.00	EUR	2,384,299.980	10,200.000	11,647.379
50 BANKA CELJE 3 rd issue	100,000	102.00	100.00	EUR	2,384,299.980	10,200.000	11,647.379
51 BANKA CELJE 5 th issue	100,000	101.80	100.00	EUR	2,379,624.882	10,180.000	11,624.541
52 BANKA CELJE 6 th issue, A series	100,000	100.40	100.00	EUR	2,346,899.196	10,040.000	11,464.675
53 SL. ZADR. KMET. BANKA 3 rd issue	200,000	102.10	10,000.00	SIT	2,172,614.488	9,294.413	10,613.289
54 NOVA KBM 2 nd issue	18,000	100.50	500.00	EUR	2,114,313.071	9,045.000	10,328.484
55 NOVA KBM 3 rd issue, B series	18,000		500.00	EUR	2,103,794.100	9,000.000	10,277.099
56 HOTELI BERNARDIN	20,000	103.20	412.86	EUR	1,991,926.111	8,521.430	9,730.620
57 STANOVANJSKI SKLAD 2 nd issue	20,000	107.00	85,470.67	SIT	1,843,601.172	7,886.899	9,006.049
58 ABANKA 3 rd issue	70,000	100.30	100.00	EUR	1,641,193.153	7,021.000	8,017.279
59 BANKA CELJE 4 th issue	100,000	100.80	69.58	EUR	1,639,478.327	7,013.664	8,008.902
60 REPUBLIKA SLOVENIJA 48 th issue	60,000	102.50	100.00	EUR	1,437,592.635	6,150.000	7,022.684
61 SKB OBVEZNICE 4 th issue, B series	11,818	97.30	500.00	EUR	1,343,963.746	5,749.457	6,565.304
62 NLB 2 nd issue, B series	10,000	100.00	500.00	EUR	1,168,774.500	5,000.000	5,709.499
63 BANKA ZASAVJE 2 nd issue	18,000	98.32	255.65	EUR	1,057,598.669	4,524.391	5,166.402
64 BANKA CELJE 6 th issue, B series	10,000		100,000.00	SIT	1,000,000.000	4,277.985	4,885.031
65 PROBANKA 2 nd issue	60,000	101.34	51.13	EUR	726,722.600	3,108.909	3,550.062
66 STANOVANJSKI SKLAD RS 1 st issue	70,965	99.30	31.05	EUR	511,464.839	2,188.039	2,498.521
67 BANKA VIPA 7 th issue	10,000	100.00	187.50	EUR	438,290.438	1,875.000	2,141.062
68 SKB OBVEZNICE 3 rd issue	35,000	100.60	51.13	EUR	420,825.978	1,800.287	2,055.748
69 BANKA VIPA 6 th issue	10,000	100.00	162.50	EUR	379,851.713	1,625.000	1,855.587
70 BANKA VIPA 5 th issue	10,000	100.00	137.50	EUR	321,412.988	1,375.000	1,570.112
71 BANKA VIPA 4 th issue	8,000	103.00	143.82	EUR	277,017.509	1,185.077	1,353.239
72 BANKA VIPA 3 rd issue	10,000	101.50	111.86	EUR	265,400.405	1,135.379	1,296.489
73 SL. ZADR. KMET. BANKA	10,000	103.70	90.16	EUR	218,551.294	934.959	1,067.300
74 BANKA VIPA 2 nd issue	8,000	105.00	63.92	EUR	125,509.551	536.928	613.118
75 PROBANKA 1 st issue	80,000	99.50	1,519.21	SIT	120,929.116	517.333	590.742
TOTAL					625,098,846,790	2,674,163,608	3,053,627,120

EXCHANGE RATES	1 USD=	204.7070	SIT as of 30 Jun 2003
	1 EUR=	233.7549	SIT as of 30 Jun 2003

MARKET CAPITALISATION OF BONDS - FREE MARKET AS OF 30 JUNE 2003

Issue	Number of issued bonds	Price as of 30 Jun 2003	Principal amt. as of 30 Jun 2003	Currency of denomination	Market capitalisation as of 30 Jun 2003 (in SIT)	Market capitalisation as of 30 Jun 2003 (in EUR)	Market capitalisation as of 30 Jun 2003 (in USD)
1 SLOV. ODŠKODNINSKA DRUŽBA 2 nd issue	10,500,000	99.73	51.13	EUR	125,155,988,363	535,415,464	611,390,858
2 NLB 7 th issue	62,500	105.20	100,000.00	SIT	6,575,000,000	28,127,753	32,119,078
3 NLB 8 th issue	14,276	104.30	1,000.00	EUR	3,480,579,605	14,889,868	17,002,739
4 AUTOCOMMERCE 1 st issue	22,300	106.20	378.34	EUR	2,094,461,409	8,960,075	10,231,508
5 BANKA KOPER 4 th issue	20,000		100,000.00	SIT	2,052,150,000	8,779,067	10,024,816
6 STANOVANJSKI SKLAD 3 rd issue	20,000	106.00	93,509.12	SIT	2,047,857,682	8,760,705	10,003,848
7 POŠTNA BANKA SLOVENIJE 3 rd issue	17,955		100,000.00	SIT	1,861,932,064	7,965,318	9,095,595
8 PROBANKA 5 th issue	78,500	100.01	100.00	EUR	1,835,159,463	7,850,785	8,964,810
9 POŠTNA BANKA SLOVENIJE 2 nd issue	15,000	107.00	100,000.00	SIT	1,609,545,360	6,885,611	7,862,679
10 PROBANKA 4 th issue	50,000	101.00	100.00	EUR	1,180,462,245	5,050,000	5,766,594
11 KD INVESTMENTS 1 st issue	80,000	107.50	51.13	EUR	1,027,862,371	4,397,180	5,021,139
12 NAMA 1 st issue	953,795	100.01	1,000.00	SIT	953,890,380	4,080,729	4,659,784
13 SIP STROJNA INDUSTRIJA 1 st issue, A series	32,500		102.26	EUR	776,872,722	3,323,450	3,795,047
14 BANKA KOPER 3 rd issue	10,000	100.00	250.00	EUR	584,387,250	2,500,000	2,854,750
15 SIP STROJNA INDUSTRIJA 1 st issue, B series	17,250		102.26	EUR	412,340,137	1,763,985	2,014,294
16 UBK KONVERTIBILNE	80	98.00	8,910.35	EUR	163,294,497	698,571	797,699
17 BORZNA DRUŽBA POTEZA 2 nd issue	15,000	100.30	42.22	EUR	148,481,089	635,200	725,335
18 VIPA	4,000	101.50	31.96	EUR	30,331,475	129,758	148,170
TOTAL					151,990,596,111	650,213,519	742,478,743

EXCHANGE RATES	1 USD=	204.7070	SIT as of 30 Jun 2003
	1 EUR=	233.7549	SIT as of 30 Jun 2003

D3) MARKET CAPITALISATION OF INVESTMENT FUNDS AS OF 30 JUNE 2003

MARKET CAPITALISATION OF CLOSED-END FUNDS

	Closed-end funds	Number of shares traded	Price as of 30 Jun 2003	Market capitalisation as of 30 Jun 2003 (in SIT)	Market capitalisation as of 30 Jun 2003 (in EUR)	Market capitalisation as of 30 Jun 2003 (in USD)
1	TRIGLAV STEBER 1	147,487,470	216.36 SIT	31,910,389,009	136,512,172	155,883,233
2	NFD 1	160,580,300	193.91 SIT	31,138,125,973	133,208,442	152,110,704
3	INFOND ID	8,132,314	1,842.58 SIT	14,984,439,130	64,103,209	73,199,447
4	ID MAKSIMA	7,811,823	1,567.84 SIT	12,247,688,572	52,395,430	59,830,336
5	KD ID	92,046,145	125.41 SIT	11,543,507,044	49,382,952	56,390,387
	TOTAL			101,824,149,729	435,602,204	497,414,108

MARKET CAPITALISATION OF AUTHORISED CLOSED-END FUNDS

	Authorised closed-end Funds	Number of shares traded	Price as of 30 Jun 2003	Market capitalisation as of 30 Jun 2003 (in SIT)	Market capitalisation as of 30 Jun 2003 (in EUR)	Market capitalisation as of 30 Jun 2003 (in USD)
1	ZVON ENA	137,974,360	126.51 SIT	17,455,136,284	74,672,814	85,268,878
2	NFD 2	291,379,659	51.41 SIT	14,979,828,269	64,083,483	73,176,922
3	ATENA PID	135,915,888	91.58 SIT	12,447,177,023	53,248,839	60,804,843
4	ZLATA MONETA 1	68,297,800	168.15 SIT	11,484,275,070	49,129,559	56,101,037
5	PID VIPA INVEST	104,268,115	86.00 SIT	8,967,057,890	38,360,941	43,804,354
6	POMURSKA INV.DRUŽBA 1	35,923,940	222.00 SIT	7,975,114,680	34,117,422	38,958,681
7	KRONA SENIOR	73,170,428	82.06 SIT	6,004,365,322	25,686,586	29,331,510
8	ARKADA ENA	66,406,092	89.00 SIT	5,910,142,188	25,283,501	28,871,227
9	ZVON DVA	141,224,712	37.93 SIT	5,356,653,326	22,915,684	26,167,416
10	MODRA LINIJA	34,156,833	142.00 SIT	4,850,270,286	20,749,384	23,693,720
11	INFOND PID	87,641,964	39.89 SIT	3,496,037,944	14,955,999	17,078,253
12	PID KD	95,913,558	35.99 SIT	3,451,928,952	14,767,301	16,862,779
13	TRIGLAV STEBER PID	131,842,661	26.00 SIT	3,427,909,186	14,664,545	16,745,442
14	ZLATA MONETA II	82,333,757	34.62 SIT	2,850,394,667	12,193,946	13,924,266
15	PID MAKSIMA	74,529,513	29.66 SIT	2,210,545,356	9,456,680	10,798,582
16	KS-sklad 2	44,293,242	32.67 SIT	1,447,060,216	6,190,502	7,068,934
17	SETEV	43,469,190	32.50 SIT	1,412,748,675	6,043,718	6,901,321
18	NIKA 1	30,911,102	40.00 SIT	1,236,444,080	5,289,489	6,040,067
19	VIZIJA I PID	21,299,602	55.00 SIT	1,171,478,110	5,011,566	5,722,707
20	PID AKTIVA AVANT I	29,520,040	35.50 SIT	1,047,961,420	4,483,163	5,119,324
21	NIKA	32,574,698	31.75 SIT	1,034,246,662	4,424,492	5,052,327
22	MERCATA	28,923,982	35.47 SIT	1,025,933,642	4,388,929	5,011,717
23	TRDNJAVA	25,932,762	35.60 SIT	923,206,327	3,949,463	4,509,891
24	MERCATA 1	26,821,153	34.40 SIT	922,647,663	3,947,073	4,507,162
25	KS - SKLAD 4	26,381,090	33.17 SIT	875,060,755	3,743,497	4,274,699
26	POOBLAŠČENA POMURSKA INV. DRUŽBA	22,967,400	28.00 SIT	643,087,200	2,751,118	3,141,501
27	TRDNJAVA I	8,917,902	39.00 SIT	347,798,178	1,487,875	1,699,005
28	NIKA 2	12,555,868	24.00 SIT	301,340,832	1,289,132	1,472,059
29	CAPINVEST 2	5,876,900	33.14 SIT	194,760,466	833,182	951,411
	TOTAL			123,450,610,669	528,119,884	603,060,035

EXCHANGE RATES	1 USD=	204.7070	SIT as of 30 Jun 2003
	1 EUR=	233.7549	SIT as of 30 Jun 2003

E) OTHER

E1) INDICATORS AS OF 30 JUNE 2003

SECTOR	Price as of 30 Jun 2003	Total net profit (loss) in 000 SIT in year 2002	Earning per share as of 31 Dec 2002	P / E ⁽¹⁾	Dividend for year 2002	Dividend yield	Book value as of 31 Dec 2002	Market book ratio	Turnover ratio ⁽²⁾
BANKS									
Banka Koper ⁽⁶⁾	55,151 SIT	5,845,730	11,257.57 SIT	4.90	2,000 SIT	3.63%	59,415.06 SIT	0.93	0.00
Probanka Maribor	5,600 SIT	588,687	310.00 SIT	⁽⁴⁾	310 SIT	5.54%	5,875.20 SIT	⁽⁴⁾	0.29
CHEMICALS									
Etol Celje	39,000 SIT	734,760	3,237.19 SIT	12.05	1,100 SIT	2.82%	41,389.29 SIT	0.94	0.33
Sava Kranj	23,176 SIT	1,566,112	914.50 SIT	25.34	546 SIT	2.36%	30,066.69 SIT	0.77	0.10
CONSTRUCTION									
Gradbeno podjetje Grosuplje ⁽⁶⁾	5,900 SIT	(583,499)	(2,926.11 SIT)	⁽⁴⁾	0	0.00%	20,918.09 SIT	0.28	0.03
FOOD AND BEVERAGES									
Droga Portorož	81,001 SIT	1,519,426	5,387.41 SIT	15.04	2,000 SIT	2.47%	55,401.69 SIT	1.46	0.08
Kolinska Ljubljana	4,801 SIT	1,069,413	338.30 SIT	14.19	120 SIT	2.50%	5,052.88 SIT	0.95	0.36
Mlinotest Ajdovščina ⁽⁶⁾	1,800 SIT	333,313	139.51 SIT	12.91	42 SIT	2.33%	2,162.15 SIT	0.83	0.07
Pivovarna Laško	5,962 SIT	1,378,039	181.41 SIT	32.87	100 SIT	1.68%	4,807.92 SIT	1.24	0.25
Pivovarna Union ⁽⁶⁾	86,000 SIT	745,629	1,652.86 SIT	52.03	600 SIT	0.70%	45,338.35 SIT	1.90	0.32
Radenska Radenci	1,450 SIT	790,170	157.48 SIT	9.21	70 SIT	4.83%	3,981.70 SIT	0.36	0.03
Žito Ljubljana ⁽⁶⁾	30,000 SIT	849,237	2,466.66 SIT	12.16	545 SIT	1.82%	41,192.07 SIT	0.73	0.19
HEALTH RESORTS									
Terme Čatež ⁽⁶⁾	26,603 SIT	1,381,281	2,669.22 SIT	9.97	350 SIT	1.32%	27,116 SIT	0.98	0.22
Terme 3000 ⁽⁶⁾	1,905 SIT	338,288	118.21 SIT	16.11	0	0.00%	1,937 SIT	0.98	0.22
HOUSEHOLD APPLIANCES									
Gorenje Velenje	3,839 SIT	4,060,980	337.11 SIT	11.39	95 SIT	2.47%	4,580 SIT	0.84	0.25
NONMETALLICS									
Comet Zreče ⁽⁶⁾	3,005 SIT	496,583	296.04 SIT	10.15	0	0.00%	3,184 SIT	0.94	0.06
OIL AND GAS									
Istrabenz Koper	6,494 SIT	3,772,511	728.95 SIT	8.91	100 SIT	1.54%	5,580 SIT	1.16	0.04
Petrol Ljubljana	38,504 SIT	5,310,767	2,582.51 SIT	14.91	700 SIT	1.82%	32,642 SIT	1.18	0.20
OTHER FINANCIAL INTERMEDIATION									
Nika Brežice ⁽⁶⁾	935 SIT	40,619	217.57 SIT	4.30	0	0.00%	2,972 SIT	0.31	0.10
OTHERS SERVICES ACTIVITIES									
Geodetski zavod Slovenije ⁽⁶⁾	1,734 SIT	40,231	106.65 SIT	16.26	60 SIT	3.46%	3,476 SIT	0.50	0.12
PHARMACEUTICALS									
Krka Novo mesto ⁽⁶⁾	41,309 SIT	11,038,405	3,267.46 SIT	12.64	950 SIT	2.30%	24,261 SIT	1.70	0.29
PUBLISHING									
Delo Ljubljana	22,011 SIT	780,468	1,170.61 SIT	18.80	1000	4.54%	8,425 SIT	2.61	0.24
TRADE									
Delo Prodaja ⁽⁶⁾	5,400 SIT	402,699	693.19 SIT	7.79	250 SIT	4.63%	5,453 SIT	0.99	0.63
Emona obala Koper ^{(3) (6)}	1,600 SIT	(256,591)	(159.50 SIT)	⁽⁴⁾	0	0.00%	6,661 SIT	0.24	0.18
Kompas MTS	1,010 SIT	(991,355)	(281.10 SIT)	⁽⁴⁾	100 SIT	9.90%	3,496 SIT	0.29	0.24
Mercator Ljubljana	22,999 SIT	4,925,605	1535.17 SIT	14.98	450 SIT	1.96%	24,809 SIT	0.93	0.18
Salus Ljubljana	91,965 SIT	1,555,405	11,863.72 SIT	7.75	3,500 SIT	3.81%	52,905 SIT	1.74	0.08
Merkur Kranj	22,005 SIT	1,881,397	2,096.65 SIT	10.50	650 SIT	2.95%	31,601 SIT	0.70	0.22
Tehnounion Ljubljana ⁽⁶⁾	12,500 SIT	(188,811)	(2,351.01 SIT)	⁽⁴⁾	0	0.00%	49,581 SIT	0.25	0.06
Živila Kranj ⁽⁶⁾	13,116 SIT	480,509	1,663.66 SIT	7.88	0	0.00%	35,729 SIT	0.37	0.38
TRANSPORT									
Aerodrom Ljubljana ^{(5) (6)}	4,650 SIT	1,552,796	409.00 SIT	11.37	200 SIT	4.30%	4,406 SIT	1.06	0.03
Intereuropa Koper ⁽⁶⁾	5,253 SIT	5,321,439	704.21 SIT	7.46	200 SIT	3.81%	4,320 SIT	1.22	0.12
Luka Koper ^{(5) (6)}	4,724 SIT	4,354,005	311.00 SIT	15.19	190 SIT	4.02%	3,960 SIT	1.19	0.12
MARKET AVERAGE ⁽⁷⁾									
				12.76		2.25%		1.01	

Calculated on the basis of consolidated financial statements for year 2002. An average number of shares traded in year 2002 has been used for the calculations.

⁽¹⁾ P / E = PRICE / EARNING PER SHARE

⁽²⁾ Yearly turnover / average capitalisation as of 30 June 2003, 31 December 2002 and 30 June 2002.

⁽³⁾ Shares of daughter company are excluded.

⁽⁴⁾ Not applicable.

⁽⁵⁾ Calculation of P/E for Aerodrom and Luka Koper includes common and preferred shares.

⁽⁶⁾ Calculations have been prepared according to dividends paid out for year 2001.

⁽⁷⁾ Average P/E = total market capitalisation of common shares listed on official market (30 June 2003) / total net profit of companies listed on official market, adjusted with share of listed securities.

Average div. yield = total dividends, paid by the companies listed on official market in year 2002, adjusted with share of listed securities / total market capitalisation of common shares on official market (30 June 2003)

Average price / book value = total market capitalisation of common shares listed on official market (30 June 2003) / total equity of companies listed on official market (31 Dec 2002), adjusted with share of listed securities

E2) OWNERSHIP AND NET INFLOW OF FOREIGN INVESTMENTS

CHANGES IN FOREIGN OWNERSHIP IN CURRENT YEAR				
ISSUE	Balance as of 30 Jun 2003 (in %)	Balance as of 30 Jun 2002 (in %)	% points change 30 Jun 2003/30 Jun 2002	Market capitalisation as of 30 Jun 2003 (in SITm)
EMONA OBALA KOPER	1.01	0.08	0.94	2,786
GORENJE	1.71	1.25	0.46	46,832
PIVOVARNA UNION	42.17	41.85	0.32	38,796
PIVOVARNA LAŠKO	0.48	2.92	-2.44	52,155
INTEREUROPA	0.38	3.41	-3.03	41,513
KOLINSKA	0.36	4.37	-4.01	15,205
KRKA	3.36	9.85	-6.49	146,343

NET INFLOW OF FOREIGN PORTFOLIO INVESTMENTS BY MONTH IN YEARS 2002 AND 2003 IN SITm

	Exchange market	Off-exchange market	Total	Turnover of foreign investors on the exchange	Foreign ownership (capitalisation of shares)	Share in turnover of foreign investors
Year 2002						
June	-529.35	3,216.28	2,686.94	1,381.23	10.38%	10.46%
July	-1,458.40	-1,282.70	-2,741.10	1,964.10	10.03%	7.99%
August	-4,022.01	689.67	-3,332.34	5,222.23	10.03%	19.52%
September	-5,898.84	114,770.72	108,871.88	10,368.58	9.51%	37.40%
October	-2,571.87	891.34	-1,680.54	8,938.93	8.96%	27.98%
November	-1,136.80	165,953.81	164,817.00	2,003.11	18.17%	9.00%
December	-673.89	-1,239.69	-1,913.57	1,505.21	19.68%	5.07%
Year 2003						
January	-329.00	2,848.09	2,519.09	871.78	19.59%	4.78%
February	-175.3	4,491.5	4,316.2	529.5	6.54%	5.36%
March	188.7	7,389.3	7,578.0	612.0	7.32%	6.99%
April	-27.4	9,086.1	9,058.7	513.4	7.23%	5.19%
May	-50.72	8,964.23	8,913.51	276.15	8.28%	4.17%
June	-82.20	11,814.68	11,732.48	580.54	8.34%	7.83%
Total in first half-year 2003	-475.88	44,593.91	44,118.03	3,383.29	8.34%	5.56%
Total in year 2002	-11,895.17	337,085.31	325,190.16	39,402.86	19.68%	14.13%
Total in year 2001	4,499.69	63,500.44	68,000.03	10,555.78	10.51%	4.45%
Total in year 2000	208.11	8,540.41	8,748.52	4,295.57	7.77%	2.96%
Total in year 1999	-2,269.19	674.01	-1,595.09	3,163.40	7.98%	1.88%
Total in year 1998	2,761.20	-2,104.00	657.30	14,333.90	8.86%	10.72%
Total in year 1997	8,440.86	9,965.96	18,406.81	24,090.40	n.a.	27.51%
Total in year 1996	7,439.48	3,381.38	10,820.86	9,718.80	n.a.	14.49%

E3) RECORD VALUES

RECORD DAILY TURNOVER IN YEAR 2003

27 January 2003

	Value (in SIT)	Number of bargains	Volume in pieces
Order book trades	561,744,531	1,564	1,686,524
Cross trades	141,518,540	257	205,713
Block trades	4,878,778,425	8	630,604
Total	5,582,041,496	1,829	2,522,841

MAX AND MIN VALUE OF TURNOVER AND INDICES

	In year 2003		In years 1989-2002	
	Value (in SITm)	Date	Value (in SITm)	Date
Monthly turnover (in SITm)	41,500	January	62,044	December 2002
Daily turnover (in SITm)	5,582	27 Jan 2003	11,474	16 Jul 2002
Number of bargains per day	2,090	28 Jan 2003	6,411	27 Dec 2002
Value of block trade (in SITm)	3,017	27 Jan 2003	8,128	23 Nov 2001
Max value of SBI 20 index	3,371.93	24 Jan 2003	3,547.64	8 Nov 2002
Min value of SBI 20 index	3,079.91	30 Jun 2003	891.93	10 Sep 1996
Max value of SBI 20NT index	3,278.37	24 Jan 2003	3,350.05	28 Nov 2002
Min value of SBI 20NT index	2,951.65	30 Jun 2003	1,437.30	30 Jun 1998
Max value of IPT index	2,797.13	27 Jan 2003	2,699.16	4 Dec 2002
Min value of IPT index	2,528.38	11 Jun 2003	1,318.83	1 July 1998
Max value of PIX index	2,849.85	24 Jan 2003	3,013.05	27 Nov 2002
Min value of PIX index	2,558.26	12 Mar 2003	965.15	29 Apr 1999
Max value of BIO index	115.06	23 Jun 2003	113.52	14 Dec 1995
Min value of BIO index	110.20	24 Jan 2003	100.46	5 July 1995
Max value of FOOD AND BEVERAGES index	3,317.95	13 Feb 2003	2,986.46	28 Nov 2002
Min value of FOOD AND BEVERAGES index	2,862.16	27 Jun 2003	1,551.34	3 Apr 2000
Max value of CHEMICALS index	3,389.71	3 Jan 2003	3,420.54	28 Nov 2002
Min value of CHEMICALS index	2,927.68	23 Jun 2003	1,476.44	1 July 1998
Max value of OIL AND GAS index	4,357.35	5 Feb 2003	4,664.47	27 Nov 2002
Min value of OIL AND GAS index	3,876.94	12 Mar 2003	1,591.73	27 June 2000
Max value of TRANSPORT index	2,887.93	15 May 2003	2,863.02	27 Nov 2002
Min value of TRANSPORT index	2,649.50	8 Jan 2003	1,132.46	1 July 1998
Max value of TRADE index	2,429.22	3 Jan 2003	2,553.74	28 Nov 2002
Min value of TRADE index	2,200.31	30 Jun 2003	1,172.80	1 July 1998
Other				
Market capitalisation in SITm	2,150,910	31 Jan 2003	2,203,964	30 Nov 2002
Share in turnover of foreign investors	19.59%	31 Jan 2003	19.68%	31 Dec 2002

E4) NEW LISTED AND DELISTED SECURITIES AND CHANGES IN YEAR 2003

NEW LISTED LONG - TERM SECURITIES ON LJUBLJANA STOCK EXCHANGE IN YEAR 2003

OFFICIAL MARKET

BONDS

Issuer	Trading code	Nomin. value of issue	Issue	Listing date	First trading day
Republika Slovenija	RS49	11,319,804,800 EUR	49 th issue	17 Jan 2003	22 Jan 2003
Republika Slovenija	RS50	18,216,800 EUR	50 th issue	5 Mar 2003	11 Mar 2003
Republika Slovenija	RS51	24,392,500,000 SIT	51 st issue	5 Mar 2003	11 Mar 2003
Republika Slovenija	RS52	15,558,000,000 SIT	52 nd issue	14 Apr 2003	17 Apr 2003
Republika Slovenija	RS53	36,384,100 EUR	53 rd issue	14 Apr 2003	17 Apr 2003
Blagovno trgovinski center	BTC2	40,000,000 EUR	2 nd issue	29 May 2003	6 Jun 2003
Nova Ljubljanska banka	NLB9	10,847,400,000 SIT	9 th issue	10 Jun 2003	18 Jun 2003
Nova Ljubljanska banka	NLB10	10,824,300,000 SIT	10 th issue	10 Jun 2003	18 Jun 2003
Nova Ljubljanska banka	NLB11	26,326,000 EUR	11 th issue	10 Jun 2003	18 Jun 2003

FREE MARKET

SHARES

Issuer	Trading code	Type of share	Listing date	First trading day
Unit-as nepremičnine	USAR	common	14 Feb 2002	20 Feb 2002
Vizija holding, finančna družba	VIHR	common	13 Mar 2003	17 Mar 2003
Maksima holding, finančna družba	MAHR	common	28 Apr 2003	6 May 2003
AKTIVA INVEST, družba za investiranje	AKIR	common	23 May 2003	27 May 2003

Close-end funds

Issuer	Trading code	Type of share	Listing date	First trading day
ID MAKSIMA	MAIR	common	13 May 2003	21 May 2003

Authorised investment funds

Issuer	Trading code	Type of share	Listing date	First trading day
Triglav steber, PID	TRSR	common	13 Mar 2003	20 Mar 2003
VIZIJA L, PID	VZPR	common	1 Apr 2003	8 Apr 2003
PID MAKSIMA	MPIR	common	13 May 2003	21 May 2003

DELISTED LONG - TERM SECURITIES IN YEAR 2003

OFFICIAL MARKET

SHARES

Issuer	Trading code	Type of share	Delisting date
Lek Ljubljana	LEKA	common	3 Feb 2003
Lek Ljubljana	LEKB	preferred	3 Feb 2003
Banka Vipava	VPPP	preferred	3 Feb 2003

BONDS

Issuer	Trading code	Issue	Delisting date
Republika Slovenija	RS4E	4 th issue	15 Jan 2003
Republika Slovenija	RSH	15 th issue, H series	15 Jan 2003
Republika Slovenija	RSI	15 th issue, I series	18 Mar 2003

FREE MARKET

SHARES

Issuer	Trading code	Type of share	Delisting date
Grad Prestranek	GDPR	common	10 Feb 2003
Dadas poslovni sistem Maribor	DAD	common	17 Feb 2003
Hipotekarna banka Brežice	HBR	common	17 Feb 2003
Hipotekarna banka Brežice	HBP	preferred	17 Feb 2003
Primofin Maribor	PFNP	preferred	17 Feb 2003
Razvojna družba Ljubljana	RDRD	common	17 Feb 2003
Sivent Ljubljana	SINR	common	18 Feb 2003
PULSAR HOLDING	PLHR	common	30 May 2003
KRUH-PECIVO	KPEG	common	29 May 2003

BONDS

Issuer	Trading code	Issue	Delisting date
SI.MOBIL Ljubljana	SM01E	1 st issue	18 Feb 2003

AUTHORISED INVESTMENT FUNDS

Issuer	Trading code	Type of share	Delisting date
DPB Vizija, PID	VZ0N	common	2 Apr 2002
PID MAKSIMA	MX1N	common	14 May 2003

PENSION COUPONS

Issuer	Trading code	Delisting date
Kapitalska družba	PBON	1 Jan 2003

EXTENDED LISTING OF LONG - TERM SECURITIES IN YEAR 2003**OFFICIAL MARKET****SHARES**

Issuer	Trading code	Type of share	Number of shares before extension	Number of shares after extension	Extension date
Terme 3000	ZMTG	common	2,861,843	3,184,444	10 Jun 2003

BONDS

Issuer	Trading code	Issue	Number of bonds before extension	Number of bonds after extension	Extension date
Republika Slovenija	RS50	50 th issue	182,168	612,818	3 Jun 2003
Republika Slovenija	RS51	51 st issue	2,439,250	4,447,050	3 Jun 2003

FREE MARKET**SHARES**

Issuer	Trading code	Type of share	Number of shares before extension	Number of shares after extension	Extension date
ŽITO INTES živilska industrija	IMTG	common	549,982	2,518,194	13 Feb 2003

REDUCED LISTING OF LONG - TERM SECURITIES IN YEAR 2003**FREE MARKET****SHARES**

Issuer	Trading code	Type of share	Number of shares before reduction	Nominal value of share before reduction	Number of shares after reduction	Nominal value of share after reduction	Reduction date
Capita	CAP1	common	585,116	1,000 SIT	315,963	1,000 SIT	20 Jan 2003
Železarna Ravne - Monter Dravograd	ZMDG	common	444,100	1,000 SIT	359,761	1,000 SIT	8 Apr 2003

EXPIRED BONDS IN YEAR 2003

Issuer	Trading code	Issue	Market	Last trading day
Republika Slovenija	RS16	16 th issue	official market	17 Feb 2003
Republika Slovenija	RS08E	8 th issue	official market	26 May 2003
Republika Slovenija	RS14	14 th issue	official market	26 May 2003
Nova KBM	KBM1E	1 st issue	official market	26 May 2003

F) LIST OF SECURITIES - JUNE 2003

F1) OFFICIAL MARKET (1)

CORPORATE BONDS

	Issuer	Trading code	First trading day	Nominal value of issue traded	Coupon interest rate	Maturity	Sector
1	ABANKA	AB03	14 June 1999	7 EURm	5 % p.a.	1998-2005	banking
2	ABANKA	AB04	27 Dec 2000	10 EURm	6.25 % p.a.	2000-2007	banking
3	ABANKA	AB06	25 Nov 2002	13.5 EURm	5.9 % p.a.	2002-2009	banking
4	ABANKA	AB05	26 Sept 2001	10 EURm	6 % p.a.	2001-2006	banking
5	BANKA CELJE	BCE3	6 Mar 2000	10 EURm	6 % p.a.	1999-2005	banking
6	BANKA CELJE	BCE4	9 Feb 2001	10 EURm	6 % p.a.	2000-2006	banking
7	BANKA CELJE	BCE5	19 Dec 2001	10 EURm	6 % p.a.	2001-2007	banking
8	BANKA CELJE	BCE6A	30 Sept 2002	10 EURm	5.6 % p.a.	2002-2008	banking
9	BANKA CELJE	BCE6B	30 Sept 2002	10,000 SITm	4.9 % p.a.	2000-2005	banking
10	BANKA VIFA	VP02E	25 Oct 1995	2,045,167.52 EUR	10 % p.a.	1995-2005	banking
11	BANKA VIFA	VIP3E	13 Nov 1996	2,556,459.41 EUR	7.5 % p.a.	1996-2006	banking
12	BANKA VIFA	VIP4E	3 Dec 1997	2,045,167.52 EUR	7 % p.a.	1997-2007	banking
13	BANKA VIFA	VIP5	24 Dec 1998	2 EURm	6 % p.a.	1998-2008	banking
14	BANKA VIFA	VIP6	6 Mar 2000	2 EURm	5.5 % p.a.	1999-2009	banking
15	BANKA VIFA	VIP7	19 July 2001	2 EURm	6.2 % p.a.	2001-2010	banking
16	BLAGOVNO TRGOVINSKI CENTER	BTC1E	24 Feb 1997	17,383,924.96 EUR	10.5 % p.a.	1996-2008	retail, wholesale and real estate trade
17	BLAGOVNO TRGOVINSKI CENTER	BTC2	6 Jun 2003	40 EURm	7 % p.a.	2001-2011	retail, wholesale and real estate trade
18	HOTELI BERNARDIN	HTB1E	28 June 1999	10,225,837.62 EUR	8.5 % p.a.	1999-2009	hotel and restaurant activities
19	LB BANKA ZASAVJE	BZ02E	14 Jan 1997	4,601,626.93 EUR	7.5 % p.a.	1996-2004	banking
20	NFD	NI01	21 Dec 1999	2,171.84 SITm	5.5 % p.a. + TOM	1999-2006	investment consulting
21	NOVA KBM	KBM2	14 Nov 2000	9 EURm	5.9 % p.a.	2000-2006	banking
22	NOVA KBM	KBM3	14 Nov 2001	2,000 SITm	5.8 % p.a.+TOM	2001-2006	banking
23	NOVA KBM	KBM4	14 Nov 2001	9 EURm	6 % p.a.	2001-2006	banking
24	NOVA LJUBLJANSKA BANKA	NLB5	27 Sept 2001	12 mio EUR	5.8 % p.a.	2000-2005	banking
25	NOVA LJUBLJANSKA BANKA	NLB3	18 July 2000	4,000 SITm	5.25 % p.a. + TOM	2000-2005	banking
26	NOVA LJUBLJANSKA BANKA	NLB4	18 July 2000	5 EURm	5.65 % p.a.	2000-2005	banking
27	NOVA LJUBLJANSKA BANKA	NLB9	18 Jun 2003	10,847.4 SITm	8.5 % p.a.	2002-2006	banking
28	NOVA LJUBLJANSKA BANKA	NLB10	18 Jun 2003	10,824.3 SITm	3 % p.a. + TOM	2002-2007	banking
29	NOVA LJUBLJANSKA BANKA	NLB11	18 Jun 2003	26,326 EURm	5.1 % p.a.	2002-2009	banking
30	PROBANKA	PRB1	15 July 1996	800 SITm	6 % p.a. + TOM	1995-2003	banking
31	PROBANKA	PRB2E	3 Nov 1997	3,067,751.29	8 % p.a.	1995-2003	banking
32	SKB BANKA	SKB3E	14 Mar 1997	17,895,215.84 EUR	7.5 % p.a.	1996-2003	banking
33	SKB BANKA	SKB4A	30 Dec 1999	3,818.2 SITm	5.25 % p.a. + TOM	1999-2005	banking
34	SKB BANKA	SKB4B	30 Dec 1999	5,909 EURm	5.25 % p.a.	1999-2006	banking
35	SLOVENSKA ZADRUŽNA KMETIJSKA BANKA	ZBK1E	10 July 1995	2,556,459.41 EUR	10 % p.a.	1994-2004	banking
36	SLOVENSKA ZADRUŽNA KMETIJSKA BANKA	SZB3	15 Mar 2000	2,000 SITm	5.3 % p.a. + TOM	1999-2005	banking
37	STANOVANJSKI SKLAD RS	SSR1E	4 July 1996	4,083,023.58 EUR	6 % p.a.	1995-2010	national mortgage agency
38	STANOVANJSKI SKLAD RS	SSR2	30 June 1998	2,000 SITm	7.2 % p.a. + TOM	1998-2008	national mortgage agency

MUNICIPAL and GOVERNMENT BONDS

	Issuer	Trading code	First trading day	Nominal value of issue traded	Coupon interest rate	Maturity	Sector
1	REPUBLIC OF SLOVENIA	RS10	14 June 1999	52,189.61 SITm	4.5 % p.a. + TOM	1997-2007	government bond
2	REPUBLIC OF SLOVENIA	RS13E	14 June 1999	54,555,355.02 EUR	5.55 % p.a.	1998-2008	government bond
3	REPUBLIC OF SLOVENIA	RS17	15 Mar 2000	9,000 SITm	4.7 % p.a. + TOM	2000-2005	government bond
4	REPUBLIC OF SLOVENIA	RS18	15 May 2000	50 EURm	6 % p.a.	2000-2010	government bond
5	REPUBLIC OF SLOVENIA	RS19	18 Aug 2000	6,000 SITm	4.2 % p.a. + TOM	2000-2003	government bond
6	REPUBLIC OF SLOVENIA	RS20	12 Dec 2000	6,000 SITm	4.2 % p.a. + TOM	2000-2003	government bond
7	REPUBLIC OF SLOVENIA	RS21	18 Nov 2002	20,000 SITm	1 % p.a. + TOM	2001-2015	government bond
8	REPUBLIC OF SLOVENIA	RS22	22 Feb 2001	8,000 SITm	4.7 % p.a. + TOM	2001-2006	government bond
9	REPUBLIC OF SLOVENIA	RS23	20 Feb 2001	40 EURm	6 % p.a.	2001-2011	government bond
10	REPUBLIC OF SLOVENIA	RS24	22 Mar 2001	1,100 SITm	4.2 % p.a. + TOM	2001-2004	government bond
11	REPUBLIC OF SLOVENIA	RS25	3 May 2001	8,000 SITm	4.7 % p.a. + TOM	2001-2006	government bond
12	REPUBLIC OF SLOVENIA	RS26	14 June 2001	50 EURm	5.375 % p.a.	2001-2011	government bond
13	REPUBLIC OF SLOVENIA	RS27	20 Dec 2001	17,000 SITm	4.7 % p.a. + TOM	2001-2006	government bond
14	REPUBLIC OF SLOVENIA	RS28	25 Jan 2002	10,500 SITm	4.2 % p.a. + TOM	2002-2005	government bond
15	REPUBLIC OF SLOVENIA	RS29	25 Jan 2002	55 EURm	5.375 % p.a.	2002-2012	government bond
16	REPUBLIC OF SLOVENIA	RS31	25 Jan 2002	2,974.68 SITm	4.7 % p.a. + TOM	2002-2007	government bond
17	REPUBLIC OF SLOVENIA	RS32	25 Jan 2002	23,8655 EURm	5.375 % p.a.	2002-2012	government bond
18	REPUBLIC OF SLOVENIA	RS33	9 Apr 2002	127.166 EURm	8 % p.a.	2002-2022	government bond
19	REPUBLIC OF SLOVENIA	RS34	26 Feb 2002	16,910 SITm	4.2 % p.a. + TOM	2002-2007	government bond
20	REPUBLIC OF SLOVENIA	RS35	26 Mar 2002	14,000 SITm	9 % p.a.	2002-2007	government bond
21	REPUBLIC OF SLOVENIA	RS36	26 Mar 2002	12,000 SITm	7.5 % p.a.	2002-2005	government bond
22	REPUBLIC OF SLOVENIA	RS37	30 Apr 2002	17,000 SITm	4 % p.a. + TOM	2002-2007	government bond
23	REPUBLIC OF SLOVENIA	RS38	30 Apr 2002	100 EURm	5.63 % p.a.	2002-2017	government bond
24	REPUBLIC OF SLOVENIA	RS39	18 Nov 2002	30,000 SITm	1 % p.a. + TOM	2002-2008	government bond
25	REPUBLIC OF SLOVENIA	RS40	7 June 2002	15,000 SITm	3.9 % p.a. + TOM	2002-2007	government bond
26	REPUBLIC OF SLOVENIA	RS41	26 June 2002	12,000 SIT m	3.9 % p.a. + TOM	2002-2007	government bond
27	REPUBLIC OF SLOVENIA	RS42	24 Jul 2002	12,000 SIT m	9 % p.a.	2002-2005	government bond
28	REPUBLIC OF SLOVENIA	RS43	22 Oct 2002	15,600 SITm	3 % p.a. + TOM	2002-2006	government bond
29	REPUBLIC OF SLOVENIA	RS44	29 Nov 2002	2,964.93 SITm	6.65 % p.a.	2002-2012	government bond
30	REPUBLIC OF SLOVENIA	RS45	3 Dec 2002	12,112.49 SITm	8.2 % p.a.	2002-2005	government bond
31	REPUBLIC OF SLOVENIA	RS46	10 Dec 2002	60 EURm	4.75 % p.a.	2002-2012	government bond
32	REPUBLIC OF SLOVENIA	RS49	22 Jan 2003	29,78896 EUR m	4.75 % p.a.	2003-2022	government bond
33	REPUBLIC OF SLOVENIA	RS50	11 Mar 2003	61,281,800 EUR	4.50 % p.a.	2003-2013	government bond
34	REPUBLIC OF SLOVENIA	RS51	11 Mar 2003	44,470.5 SITm	7.75 % p.a.	2003-2006	government bond
35	REPUBLIC OF SLOVENIA	RS52	17 Apr 2003	15,558 SITm	6.25 % p.a.	2003-2008	government bond
36	REPUBLIC OF SLOVENIA	RS53	17 Apr 2003	36,384.1 EURm	4.875 % p.a.	2003-2018	government bond
37	SLOVENSKA RAZVOJNA DRUŽBA	SKR1E	3 July 1995	25,564,594.06 EUR	5 % p.a.	1993-2003	development fund of Republic Slovenia

TOM (abbreviation for: "temeljna obrestna mera" - base interest rate) - indexation factor, calculated as twelve month average of monthly consumer price index

F1) OFFICIAL MARKET (2)

COMMON SHARES

	Issuer	Trading code	First trading day	Nominal value of issue listed	Number of shares traded	Isin code	Sector
1	AERODROM LJUBLJANA	AELG	8 Oct 1997	1,936.229 SITm	1,936,229	SI0031103276	airport services
2	BANKA KOPER	BKP	14 Mar 2000	5,313.59 SITm	531,359	SI 002110547 1	banking
3	COMET ZREČE	CHZG	2 Nov 1998	1,700.688 SITm	1,700,688	SI0031104407	grinding wheels and other non-metals production
4	DELO LJUBLJANA	DELR	13 Jan 1999	667.464 SITm	667,464	SI 003110445 6	publishing
5	DELO PRODAJA	DRPG	12 Feb 2001	593.549 SITm	593,549	SI0031107079	trade
6	DROGA PORTOROŽ	DRPG	12 June 1996	2,827.68 SITm	282,768	SI0031100256	food processing industry
7	EMONA OBALA KOPER	EOKG	7 Jan 1998	1,741.456 SITm	1,741,456	SI0031102682	commerce
8	ETOL CELJE	ETOG	21 Feb 1997	2,745.76 SITm	274,576	SI0031101338	essential oils and fragrances production
9	GEODETSKI ZAVOD SLOVENIJE	GZRG	8 Jan 2001	379.820 SITm	379,820	SI0031110339	surveying and cartography
10	GORENJE VELENJE	GRVG	10 Nov 2000 official market (2 June 1998 free market)	12,200 SITm	12,200,000	SI0031104076	household appliances
11	GRADBENO PODJETJE GROSUPLJE	GPG	23 Dec 1994	19,941.1 SITm	199,411	SI0031100728	construction industry
12	INTEREUROPA KOPER	IEKG	12 Jan 1998	7,902.413 SITm	7,902,413	SI0031100090	retail trade
13	ISTRABENZ KOPER	ITBG	16 June 1997	5,180 SITm	5,180,000	SI0031102070	holding companies management
14	KOMPAS MTS	MTSG	8 Dec 2000	3,526.714 SITm	3,526,714	SI0031103706	catering service, border-crossing and tourist services
15	KOLINSKA LJUBLJANA	KOLR	8 Jan 1996	3,166.992 SITm	3,166,992	SI0031100058	food processing industry
16	KRKA TOVARNA ZDRAVIL NOVO MESTO	KRKG	4 Nov 1997	14,170.448 SITm	3,542,612	SI0031102120	pharmaceutical & chemical industry
17	LUKA KOPER	LKPG	20 Nov 1996	7,140 SITm	7,140,000	SI0031101346	transport
18	MERCATOR LJUBLJANA	MELR	22 Dec 1997	32,085.04 SITm	3,208,504	SI0031100082	commerce industry, agriculture
19	MERKUR KRANJ	MER	30 Nov 1998	91,258.5 SITm	912,585	SI0031104639	wholesale and retail trade
20	MLINOTEST AJDOVŠČINA	MAJG	3 Apr 2000	2,389.177 SITm	2,389,177	SI 003110820 0	food processing industry
21	NIKA BREŽICE	NIKA	23 June 1992	479.688 SITm	479,688	SI0031100793	financial consultancy and services
22	PETROL LJUBLJANA	PETG	5 May 1997	12,517.806 SITm	2,086,301	SI 003110215 3	crude-oil and gas trade
23	PIVOVARNA LAŠKO	PILR	1 Feb 2000	8,747.652 SITm	8,747,652	SI 003110741 8	brewery
24	PIVOVARNA UNION	PULG	6 Mar 2000	4,511.14 SITm	451,114	SI 003110907 5	brewery and soft drinks
25	RADENSKA RADENCI	RARG	3 Apr 1997	5,061.856 SITm	5,061,856	SI 003110230 2	health resort
26	SALUS LJUBLJANA	SALS	16 Jan 1992	134.98 SITm	134,980	SI 003110568 5	full-line pharmaceutical
27	SAVA KRANJ	SAVA	6 Jan 2000	17,209.87 SITm	1,720,987	SI 003110845 7	wholesale chemicals
28	TEHNOUNION LJUBLJANA	TEHG	26 Nov 1998	840.05 SITm	84,005	SI 003110002 5	sales agent and marketing of motor vehicles
29	TERME ČATEŽ	TCRG	26 Aug 1993	4,049.826 SITm	674,971	SI 003110063 7	health resort
30	TERME 3000	ZMTG	25 Sep 1997	3,184.444 SITm	3,184,444	SI 003110325 0	health resort
31	ŽIVILA KRANJ	ZKNG	15 May 2000	3,199.97 SITm	319,997	SI 003110678 2	trade and catering industry
32	ŽITO LJUBLJANA	ZTOG	20 Mar 2000	3,487.65 SITm	348,765	SI 003110844 0	flour, bread, pasta and sweets production

PREFERRED SHARES

	Issuer	Trading code	First trading day	Nominal value of issue listed	Number of shares traded	Isin code	Sector
1	PROBANKA MARIBOR	PRBP	30 Mar 1993	400 SITm	400,000	SI 002120040 5	banking

TRADED SECURITIES - JUNE 2003

F2) FREE MARKET (1)

CORPORATE BONDS

	Issuer	Trading code	First trading day	Nominal value of issue traded	Interest rate	Maturity	Sector
1	AUTOCOMMERCE LJUBLJANA	ACL1E	15 Dec 1997	11,401,808.95 EUR	8 % p.a.	1997-2006	foreign and domestic trade, service and production
2	BANKA KOPER	BKP3	5 Jan 2000	5 EURm	5 % p.a.	1999-2004	banking
3	BANKA KOPER	BKP4	21 Dec 2000	2,000 SITm	6 % p.a. + TOM	2000-2005	banking
4	BANKA VIPA	VP01E	5 Jan 1995	1,022,583.76 EUR	10 % p.a.	1994-2004	banking
5	KD INVESTMENTS	KD01E	24 July 1996	4,090,335.05 EUR	10 % p.a.	1996-2006	investment
6	NAMA	NAL1	8 Aug 2002	953,795,000 SIT	7 % p.a. + EUR	2002-2008	trade
7	NOVA LJUBLJANSKA BANKA	NLB7	22 Nov 2002	6,250 SITm	10 % p.a.	2002-2005	banking
8	NOVA LJUBLJANSKA BANKA	NLB8	22 Nov 2002	14,276 EURm	5.5 % p.a.	2002-2007	banking
9	POŠTNA BANKA SLOVENIJE	PBS2	27 Dec 2002	1,500 SITm	6% + TOM	2000-2007	banking
10	POŠTNA BANKA SLOVENIJE	PBS3	27 Dec 2002	1,795.5 SITm	5.3% + TOM	2000-2005	banking
11	POTEZA	BDP2	13 Dec 1999	1.5 EURm	7.5 % p.a.	1999-2004	brokerage house
12	PROBANKA	PRB4	15 Mar 2000	5 EURm	5.5 % p.a.	1999-2007	banking
13	PROBANKA	PRB5	26 Apr 2002	7.85 EURm	6.25 % p.a.	2001-2006	banking
14	SIP STROJNA OPREMA	SIP1AE	19 June 2000	3,323,397.23 EUR	6 % p.a.	1999-2009	production of tractors and other agricultural, forestry and cultivation machinery
15	SIP STROJNA OPREMA	SIP1BE	19 June 2000	1,763,956.99 EUR	6 % p.a.	1999-2009	
16	UBK BANKA	UBKKE	5 Jan 1995	3,067,751.29 EUR	8.5 % floating rate	1994-2004	banking

* floating interest rate calculated as an average annual interest rate of long-term government bonds denominated in EUR

MUNICIPAL and GOVERNMENT BONDS

	Issuer	Trading code	First trading day	Nominal value of issue traded	Coupon interest rate	Maturity	Sector
1	SLOVENSKA ODŠKODNINSKA DRUŽBA	SOS2E	7 Apr 1997	536,865,000 EUR	6 % p.a.	1996-2004	meeting commitments deriving from denationalisation process
2	STANOVANJSKI SKLAD RS	SSR3	8 May 2001	2,000 SITm	6.1% p.a. + TOM	2001-2011	national mortgage agency

TOM (abbreviation for: "temeljna obrestna mera" - base interest rate) - indexation factor calculated as twelve month average of monthly consumer price index

F2) FREE MARKET (2)

COMMON SHARES

	Issuer	Trading code	First trading day	Nominal value of issue traded	Number of shares traded	Isin code	Sector
1	AGROKOMBINAT MARIBOR	AKMG	24 Sep 1999	403.808 SITm	403.808	SI 003110433 2	retail, fooder production for livestock, meat and milk products, granary services
2	AKTIVA INVEST	AKIR	27 May 2003	775.11 SITm	775.110	SI 02111135 4	enterprise & business counselling
3	ALPETOUR POTOVALNA AGENCIJA ŠKOFJA LOKA	APAG	2 Aug 2000	526.084 SITm	263,042	SI 003110989 3	passengers transportat
4	AVTO CELJE	AVCG	4 Feb 1997	418.077 SITm	418,077	SI 003110211 2	car sale and repair services
5	AVTOPREVOZNIŠTVO IN SERVISI VELENJE	ASVG	1 Sep 1997	308.696 SITm	308,696	SI 003110315 1	transport company
6	BELINKA HOLDING LJUBLJANA	BELG	19 Oct 2000	2,702.532 SITm	2,702.532	SI 003110216 1	holding companies management
7	CAPITA LJUBLJANA	CAP1	5 Sep 1997	315.963 SITm	315,963	SI 002110003 5	holding companies management
8	CETIS CELJE	CETG	10 Mar 1997	2.400 SITm	200,000	SI 003110084 3	paper industry and graphics
9	CINKARNA CELJE	CICG	8 Mar 1998	4,874.862 SITm	812,477	SI 003110380 5	metallurgic and chemical industry
10	COLOR MEDVODE	COMG	15 Jan 1998	1,900.782 SITm	950,391	SI 003110360 7	resin, colours and varnish industry
11	CREINA KRANJ	CRKG	21 Feb 2000	194.376 SITm	48,594	SI 003110915 8	production and wholesale of agricultural and industrial machines and gadgets
12	DANA MIRNA	DMRG	7 June 1999	356.128 SITm	356,128	SI 003110520 6	secondary industry of fruit processing and production of alcohol and non-alcohol drinks
13	DZS LJUBLJANA	DZS	12 May 1999	1,429.368 SITm	1,429.368	SI 003110527 1	publishing and trading
14	EGOLES ŠKOFJA LOKA	KGRG	17 Sep 1999	258.3 SITm	258,300	SI 003110714 5	forest management and sale of wood products
15	ELMO LJUBLJANA	IELG	22 Feb 2001	708 SITm	708,000	SI 003111026 3	electrical installations
16	ETRA 33 LJUBLJANA	ETRG	7 Nov 2002	454.23 SITm	45,423	SI 003110712 9	production of electromotors, generators and transformers
17	FINIRA LJUBLJANA	FIRR	10 Oct 2002	2,179.206 SITm	2,179.206	SI 002111138 8	holding companies management
18	FRUCTAL AJDOVŠČINA	FRAG	6 Jan 1998	2,504.151 SITm	2,504.151	SI 003110359 9	food-processing industry
19	GEA COLLEGE LJUBLJANA	GEAR	5 Jan 1995	147.885 SITm	147,885	SI 003110080 1	consulting
20	GEA TOVARNNA OĽJA SLOV. BISTRICA	GSBG	30 June 1996	660.348 SITm	660,348	SI 003110129 6	oil - producing industry
21	GRADIS GP LJUBLJANA	GLJG	12 July 1999	609.5 SITm	304,750	SI 003110393 8	construction
22	GRAND HOTEL UNION LJUBLJANA	GHUG	5 Jan 2000	1,814.613 SITm	1,814,613	SI 003110865 5	hotel industry
23	GORENJSKI TISK KRANJ	GTKG	19 Sep 1996	960.176 SITm	960,176	SI 003110119 7	graphics services
24	GORIŠKE OPEKARNE RENČE	GORG	8 Mar 1999	392.725 SITm	392,725	SI 003110499 3	production of different clay brick products
25	GOZDNO GOSPODARSTVO BLEJ	GBGB	27 Dec 1999	611.9 SITm	611,900	SI 003110737 6	forest management
26	GOZDNO GOSPODARSTVO POSTOJNA	GZPG	30 June 1999	489.52 SITm	489,520	SI 003110571 9	forest management and sale of wood products
27	HELIOS DOMŽALE	HDOG	19 Sep 1996	2,198.61 SITm	219,861	SI 003110114 8	intermediary on fuel, mine sector
28	HIDROTEHNIK LJUBLJANA	VHLG	5 July 1999	384.472 SITm	384,472	SI 003110551 1	building industry and protection against flood damage
29	HOTELI PALACE PORTOROŽ	PALG	7 Oct 1997	2,346.102 SITm	2,346.102	SI 003110330 0	hotel industry
30	IMP ČRPALKE	ICRG	9 Sep 1998	333.034 SITm	333,034	SI 003110434 0	production of pumps
31	INFOND HOLDING	IFFR	23 Sept 2002	16,833.414 SITm	16,833,414	SI 002111076 0	holding companies management
32	INLES RIBNICA	IHPG	8 Oct 1999	1,111.050 SITm	555,525	SI 003110745 9	production of furniture
33	INTARA LJUBLJANA	INTR	5 Jan 1995	101 SITm	101,000	SI 003110114 8	brokerage house
34	INTEGRAL JESENICE	INJG	14 Sep 1999	243.784 SITm	243,784	SI 003110708 7	merchandise and passenger transport, motor vehicle service and repairs
35	INTERTRADE ITA LJUBLJANA	INRG	20 Oct 1997	695.31 SITm	69,531	SI 003110333 4	mechanical engineering representative
36	INTERTRADE ITS LJUBLJANA	ITSG	24 Apr 1998	1,260 SITm	1,260,000	SI 003110394 6	information and computer service
37	ŽITO INTES	IMTG	9 Mar 2000	2,518.194 SITm	2,518,194	SI 003110920 8	cereal processing and production of farinaceous food
38	IMP KLIMAT	KLLG	26 Apr 2002	353.9 SITm	353,900	SI 003111114 7	production of air conditioning equipment
39	JADRAN SEŽANA	JASG	23 Sep 1996	226.334 SITm	226,334	SI 003110154 4	commerce industry
40	JATA EMONA	JAMR	15 Jan 2002	3,197.534 SITm	3,197,534	SI 003111109 7	production and retailing of poultry meat
41	JAVOR PIVKA	JPIG	13 Nov 2000	1,194.7 SITm	1,194,700	SI 003110910 9	production of plywood, bound and layer wood, fibre and other slabs
42	JELEN SLOVENSKE KONJICE	JESG	29 Nov 1999	50.849 SITm	50,849	SI 003110430 8	restaurant & hotel capacities
43	JUTEKS ŽALEC	JTKG	2 Nov 1999	641.432 SITm	641,432	SI 003110786 3	carpet production on various linings
44	KEMA PUČONCI	KEPG	17 Dec 1998	217.346 SITm	217,346	SI 003110420 9	production of special buildingmaterials
45	KLASJE CELJE	KLJG	2 July 1999	734.716 SITm	734,716	SI 003110548 7	bread, pastries and sweets production
46	KD HOLDING	KDHR	5 Feb 2001	7,399.752 SITm	924,969	SI 003111046 1	holding companies management
47	KOMPAS HOTELI KRANJSKA GORA	KHKG	31 May 1996	1,627 SITm	162,700	SI 003110052 0	tourism, hotel industry
48	KRONA HOLDING	KRHR	9 May 2002	1,287.121 SITm	1,287,121	SI 002111124 8	holding companies management
49	KOŠAKI TMI MARIBOR	TKMG	11 Oct 1999	432.36 SITm	43,236	SI 003110424 1	secondary meat industry and production of meat products
50	LESNINA EMMI SLOV.BISTRICA	LSBG	8 May 1996	684.037 SITm	684,037	SI 003110035 5	aluminium and wood production
51	LESNINA	MILG	12 Jan 2002	2,906.81SITm	76,495	SI 003111116 2	wholesale and retail of furniture

F2) FREE MARKET (3)

COMMON SHARES

	Issuer	Trading code	First trading day	Nominal value of issue traded	Number of shares traded	Isin code	Sector
52	LIP BLEED	LLBG	12 Jan 2000	2,155.899 SITm	2,155,899	SI 003110871 3	wood manufacturing
53	LIV POSTOJNA	LIVG	16 Nov 1999	1,616 SITm	161,600	SI 003110796 2	production of vacuum cleaners, plastic tubes and fittings, bicycles, hydraulic elevators and concrete mixers
54	LIZ INŽENIRING LJUBLJANA	LIZG	11 Mar 1999	188.677 SITm	188,677	SI 003110371 4	consulting and engineering in object construction
55	MARINA PORTOROŽ	MAPG	19 Sep 1996	627.864 SITm	313,932	SI 003110058 7	nautical and hotel industry
56	OLJARICA KRANJ	MOKG	27 Jan 1999	704.04 SITm	70,404	SI 003110201 3	production of cooking oil
57	MAKSIMA HOLDING	MAHR	6 May 2003	6,399.85 SITm	6,399,850	SI 002111151 1	holding companies management
58	MEDALJON MARIBOR	MEDR	12 Oct 1999	1,734 SITm	1,734,000	SI 003110691 5	management of holding companies, business operations of own real estate and renting own real estate
59	MEDVEŠEK PUŠNIK LJUBLJANA	MPL	12 Dec 1997	160 SITm	80,000	SI 002110324 5	financial consulting
60	MELAMIN KOČEVJE	MKOG	23 Sep 1996	466.489 SITm	466,489	SI 003110201 1	chemical industry
61	MERCATA 1 HOLDING	MHLR	30 Jan 2001	2,693.249 SITm	2,693,249	SI 003111007 3	holding companies management
62	MESNA INDUSTRIJA PRIMORSKE	MIPG	19 June 2000	1,478.742 SITm	1,478,742	SI 003110969 5	meat processing industry; wholesale and retail trade with provisions
63	MITOL SEŽANA	MISG	15 May 1997	770.509 SITm	770,509	SI 003110271 6	production and sale of adhesive substances and resinous compound
64	MLADINSKA KNJIGA TISKARNA LJUBLJANA	MKTG	11 Oct 1999	1,039.54 SITm	103,954	SI 003110094 2	printing, publishing, retail and wholesale
65	MODRA LINIJA HOLDING	MLHR	20 Nov 2002	1,882.991 SITm	1,882,991	SI 002111058 8	holding companies management
66	MURALEŠ LJUTOMER	MULG	2 Mar 2001	322.045 SITm	322,045	SI 003110778 0	production of wood furniture
67	MLAJ ZADOBROVA	MTZG	20 June 2001	67.062 SITm	67,062	SI 003111047 9	wood manufacturing
68	NAMA LJUBLJANA	NALG	20 Dec 1999	2,861.31 SITm	2,861,310	SI 003110269 0	retail trade and renting of business premises
69	NIKO ŽELEZNIKI	NKPG	17 Sep 1999	358.75 SITm	35,875	SI 003110717 8	office material, industrial paper-clips, electromagnets and other metal mechanisms
70	PINUS TKI RAČE	PIRG	13 June 1996	1,333.83 SITm	133,383	SI 003110037 1	chemical industry
71	PLAMA PUR	POPG	6 Dec 1999	686.798 SITm	686,798	SI 003110822 6	production and refashioning of poliuretanic (plastic) foams
72	POM-INVEST	POIR	19 Oct 2001	2,241.983 SITm	2,241,983	SI 002111098 4	holding companies management
73	RTC KRVAVEC	RKRK	17 Oct 1997	411.468 SITm	205,734	SI 003110328 4	transport of passengers, goods and various loads
74	SATURNUS AVTOOPREMA LJUBLJANA	SAAG	14 Apr 1997	966.122 SITm	483,061	SI 003110254 2	motorvehicles light equipment industry
75	SATURNUS EMBALAŽA LJUBLJANA	SELG	3 Nov 1997	840.64 SITm	84,064	SI 003110338 3	production of package
76	SAVINJA MOZIRJE	MSMG	21 Sep 1999	105.78 SITm	105,780	SI 003110685 7	retail of food and non-food provisions
77	SIJAJ HRASTNIK	SIHG	7 Oct 1999	268.8 SITm	26,880	SI 003110742 6	production of decorative lights and metal products
78	KD GROUP	SKDR	21 Dec 2000	372.872 SITm	186,436	SI 003111016 4	holding companies management
79	SLOVENIJALES LJUBLJANA	SLLG	8 May 1996	2,736.04 SITm	273,604	SI 003110040 5	commerce, engineering, representation
80	SVILA MARIBOR	SVMG	17 Jan 1997	1,263.478 SITm	1,263,478	SI 003110209 6	textile industry
81	SVILANIT KAMNIK	SKAG	14 Apr 1997	816.974 SITm	408,487	SI 003110245 0	textile industry
82	TEKSTINA AJDOVŠČINA	TEAG	12 Feb 1997	1,127.293 SITm	1,127,293	SI 03110221 1	textile industry
83	TOPLICE DOBRNA	ZDDG	5 July 1999	682.01 SITm	682,010	SI 03110539 6	medical services, tourist and hotel trade
84	TOSAMA DOMZALE	TODG	13 Sep 1996	2,956.7 SITm	295,670	SI 003110136 1	sanitary material production
85	TOVARNA SLADKORJA ORMOŽ	TSOR	12 Apr 1996	4,971.63 SITm	497,163	SI 003110020 7	sugar production
86	TRIGLAV, finančna družba	TFDR	4 Mar 2003	6,356.989 SITm	6,356,989	SI 002111120 6	holding companies management
87	TUS KO-SI SLOVENJ GRADEC	TUKG	9 Mar 2000	229.456 SITm	229,456	SI 003110924 0	production of non-woven materials
88	TUB SWATY MARIBOR	TUBG	30 Dec 1997	1,155.76 SITm	288,940	SI 003110344 1	production and trade of knife grinders
89	UNITAS LJUBLJANA	USLG	26 Nov 1998	145.115 SITm	145,115	SI 003110467 0	production of sanitary, water and gas fittings
90	UNIT-AS NEPREMIČNINELJUBLJANA	USAR	20 Feb 2003	173.377 SITm	173,377	SI 003111147 7	trading with own real estate
91	UPIMO GROUP LJUBLJANA	UPGR	9 July 19997	215 SITm	215,000	SI 002110266 8	counseling services on trading and marketing and financial engineering
92	VALKARTON LOGATEC	VLOG	26 Jun 1997	852.097 SITm	852,097	SI 003110231 0	cardboard production
93	VELANA LJUBLJANA	VLJG	23 Dec 2002	1,409.645 SITm	1,409,645	SI 003110069 4	non-clothing textile manufacturer
94	VIZIJA HOLDING	VIHR	17 Mar 2003	2,277.503 SITm	2,277,503	SI 002111125 5	holding companies management
95	ZASAVSKI RAČUNSKI CENTER TRBOVLJE	ZRCG	27 Dec 1999	43.466 SITm	43,466	SI 003110856 4	consultancy engineering, electronic data processing, sale of software products
96	ZDRAVILIŠČE ROGAŠKA	RGS	11 Feb 1999	898.11 SITm	898,110	SI 003110489 4	health resort
97	ŽELEZARNA RAVNE - MONTER DRAVOGRAD	ZMDG	17 Sep 1999	359.761 SITm	359,761	SI 003110696 4	management of investment portfolios of subsidiaries

PREFERRED SHARES

	Issuer	Trading code	First trading day	Nominal value of issue traded	Number of shares traded	Isin code	Sector
1	KD HOLDING	KDHP	18 July 2001	2,131.304 SITm	266,413	SI 003120050 2	holding companies management
2	ZDRAVILIŠČE ROGAŠKA	RGP	11 Feb 1999	55.7 SITm	27,850	SI 003120028 8	health resort

F2) FREE MARKET (4)**CLOSED-END FUNDS**

	Issuer	Trading code	First trading day	Nominal value of issue traded	Number of shares traded	Isin code	Sector
1	KD ID	KDIN	9 Feb 2001	9,204.61 SITm	92,046,145	SI 002111023 2	investment fund
2	INFOND ID	IFIR	23 Sept 2002	8,132.314 SITm	8,132,314	SI 002111078 6	investment fund
3	NACIONALNA FINANČNA DRUŽBA 1	NF1N	26 Oct 1998	15,833.01 SITm	160,580,300	SI 002110600 8	investment fund
4	ID MAKSIMA	MAIR	21 May 2003	7,811.823 SITm	7,811,823	SI 002111152 9	investment fund
5	TRIGLAV STEBER I	TG1N	2 Nov 1998	14,545.89 SITm	147,487,470	SI 002110610 7	investment fund

AUTHORISED CLOSED-END FUNDS

	Issuer	Trading code	First trading day	Nominal value of issue traded	Number of shares traded	Isin code	Sector
1	ATENA PID	ATPR	17 June 2002	13,591,588.800 SIT	135,915,888	SI 002111093 5	authorised investment fund
2	PID AKTIVA AVANT I LJUBLJANA	AAPR	22 Aug 2001	2,952 SITm	29,520,040	SI 002111063 8	authorised investment fund
3	ARKADA ENA LJUBLJANA	AR1N	14 Dec 1998	6,640.61 SITm	66,406,092	SI 002110579 4	authorised investment fund
4	CAPINVEST 2 LJUBLJANA	CAPN	24 Dec 1998	587.69 SITm	5,876,900	SI 002110622 2	authorised investment fund
5	INFOND PID	IFPR	23 Sept 2002	8,764.1964 SITm	87,641,964	SI 002111077 8	authorised investment fund
6	KS - sklad 2	KS2N	2 Aug 1998	4,429.32 SITm	44,293,242	SI 002110621 4	authorised investment fund
7	KS - SKLAD 4	K4SR	25 Apr 2002	4,163.38 SITm	41,633,800	SI 002111095 0	authorised investment fund
8	KRONA SENIOR	SN0N	8 Dec 1998	7,317.04 SITm	73,170,428	SI 002110590 1	authorised investment fund
9	PID MAKSIMA	MPIR	21 May 2003	7,452,951,300 SIT	74,529,513	SI 002111153 7	authorised investment fund
10	MERCATA LJUBLJANA	MR0N	31 Aug 1998	2,892.39 SITm	28,923,982	SI 002110598 4	authorised investment fund
11	FOND INVEST (MERCATA 1 before)	MR1N	31 Aug 1998	2,682.12 SITm	26,821,153	SI 002110599 2	authorised investment fund
12	MODRA LINIJA KOPER	ML0N	7 Apr 1998	3,415,383,300 SIT	34,156,833	SI 002110596 8	authorised investment fund
13	NACIONALNA FINANČNA DRUŽBA 2	NF2N	2 July 1999	29,137.97 SITm	291,379,659	SI 002110601 6	authorised investment fund
14	NIKA PID	NK0N	24 Apr 1998	3,257.47 SITm	32,574,698	SI 002110602 4	authorised investment fund
15	NIKA PID 1	NK1N	24 Apr 1998	3,091.11 SITm	30,911,102	SI 002110603 2	authorised investment fund
16	NIKA PID 2	NK2N	24 Apr 1998	1,255.59 SITm	12,555,868	SI 002110604 0	authorised investment fund
17	KD PID	KDPN	9 Feb 2001	9,591.36 SITm	95,913,558	SI 002111023 2	authorised investment fund
18	POMURSKA INV. DRUŽBA 1	PM1N	9 Nov 1998	3,592.39 SITm	35,923,940	SI 002110606 5	authorised investment fund
19	POOBLAŠČENA POMURSKA INV. DRUŽBA	PPIR	26 Oct 2001	2,296.74 SITm	22,967,400	SI 002111099 2	authorised investment fund
20	SETEV LJUBLJANA	ST1N	24 Sep 1999	4,346,919,000 SIT	43,469,190	SI 002110609 9	authorised investment fund
21	TRDNJAVA VELENJE	TR0N	14 June 1999	2,593.28 SITm	25,932,762	SI 002110612 3	authorised investment fund
22	TRDNJAVA I VELENJE	TR1N	5 July 1999	891.79 SITm	8,917,902	SI 002110613 1	authorised investment fund
23	TRIGLAV STEBER PID	TRSR	20 Mar 2003	13,184,266,100 SIT	131,842,661	SI 002111119 8	authorised investment fund
24	VIPA INVEST	VI0N	29 Jan 2002	10,426.81 SITm	104,268,115	SI 002111121 4	authorised investment fund
25	VIZIJA I., PID	VZPR	8 Apr 2003	2,129,960,200 SIT	21,299,602	SI 002111126 3	authorised investment fund
26	ZLATA MONETA I MARIBOR	ZM1N	31 Mar 1999	6,638.43 SITm	68,297,800	SI 002110617 2	authorised investment fund
27	ZLATA MONETA II MARIBOR	ZM2N	31 Mar 1999	8,233.38 SITm	82,333,757	SI 002110618 0	authorised investment fund
28	ZVON DVA MARIBOR	ZV2N	7 June 1999	14,122.47 SITm	141,224,712	SI 002110592 7	authorised investment fund
29	ZVON ENA MARIBOR	ZV1N	7 Dec 1998	13,461.31 SITm	137,974,360	SI 002110591 9	authorised investment fund