



MONTHLY STATISTICS
LJUBLJANA STOCK EXCHANGE
 October 2003
 Year IX, No. 10/03

TURNOVER

Market	Turnover (in EURm)	Volume in pieces	Number of bargains
Official market	94.08	2,195,026	9,694
Shares	55.72	1,102,208	8,327
Bonds	38.37	1,092,818	1,367
Free market	43.38	52,594,611	21,398
Shares	11.45	1,095,849	6,117
Bonds	7.24	114,560	492
Closed-end funds	16.05	18,875,920	6,323
Authorised closed-end funds	8.65	32,508,282	8,466
Short-term securities	0.00	0	0
Total	137.46	54,789,637	31,092

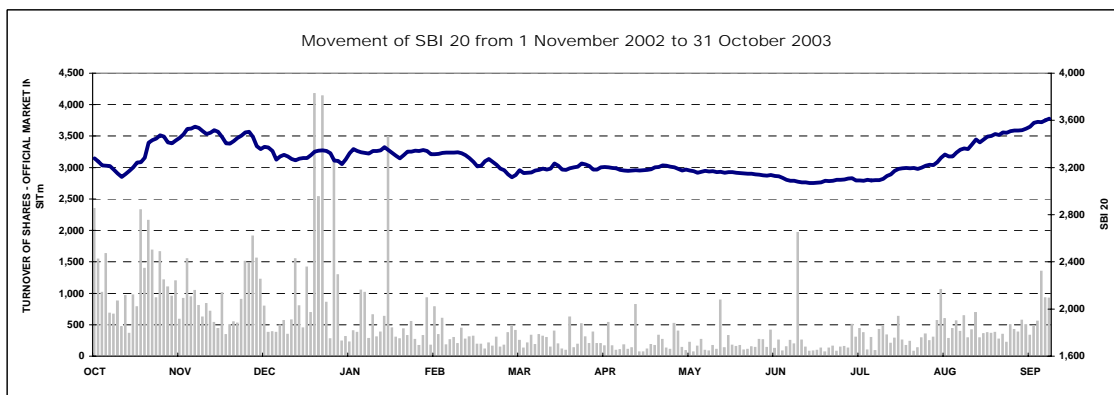
MARKET SIZE

Market	Market capitalisation (in EURm)	Number of securities	Number of issuers
Official market	6,825.32	106	47
Shares	3,855.03	32	32
Bonds	2,970.29	74	15
Free market	2,916.14	147	139
Shares	1,278.64	98	96
Bonds	665.02	19	13
Closed-end funds	550.43	6	6
Authorised closed-end funds	422.05	24	24
Total	9,741.47	253	186
Short-term securities	-	10	1

NOMINAL RETURN

STOCK EXCHANGE INDICES	Nominal return in October 2003	Nominal return in Year 2003
Slovenian stock exchange index (SBI 20)	1.18%	9.48%
Nonweighted slovenian stock exchange index (SBI 20NT)	0.96%	7.13%
Free market index (IPT)	2.77%	19.76%
Investment fund index (PIX)	1.49%	13.79%
Bond index (BIO)	0.23%	4.88%

INDUSTRIAL SECTOR INDICES	Nominal return in October 2003	Nominal return in Year 2003
Food and beverages	1.90%	9.56%
Chemicals	-0.12%	2.36%
Oil and gas	5.44%	19.02%
Transport	-0.42%	25.03%
Trade	5.26%	11.98%





ISSUER

Ljubljana Stock Exchange Inc.
Slovenska 56
1000 Ljubljana

INFORMATIONS

E-mail:	info@ljse.si
Phone:	386 1 47-10-211 386 1 47-10-205
Contact persons:	Nataša Žabkar, Simon Mastnak

STATISTICS ON WEB:

http://www.ljse.si/StrAng/Trading/Menu/tr_dpl.htm

Top Five Official Market
08.08.2007

Symbol	Value	%	Change
LJSE	467.728.217		
SIK10	303.568.777		
SIK20	108.087.408		
PET10	63.018.048		
SIK15	46.471.660		

Top Five Stocks

Symbol	Value	%	Change
SIK10	3.278.00	-13,7%	-6,42
SIK1	2.501,14	15,9%	8,67
SIK11	2.481,17	-6,3%	-6,33

News

- August 26, 2007, Ljubljanska borza d.d., Ljubljana: New Records at Ljubljana Stock Exchange
- August 27, 2007, Ljubljanska borza d.d., Ljubljana: Revisiting SIK10 Index

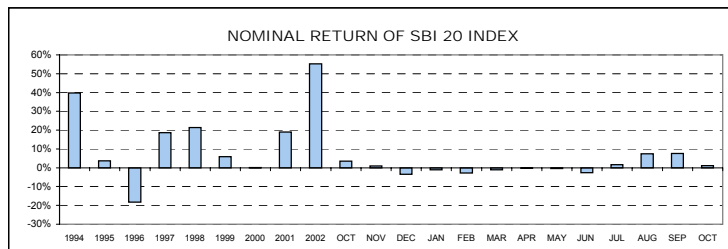
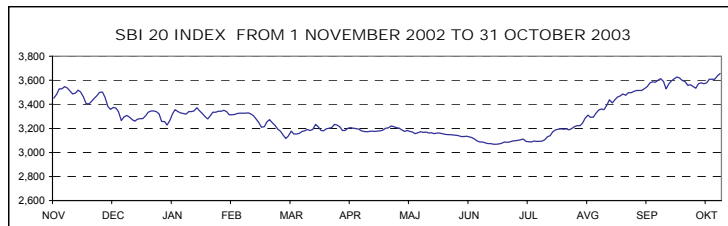
INDEX

	Page
A) STOCK EXCHANGE INDICES	1
A1) Values, yields and movements of Stock Exchange Indices	1
A2) Index compositions	4
B) NUMBER OF ISSUERS, TRADED SECURITIES AND MEMBERS	6
C) TURNOVER	7
C1) Monthly turnover by securities on official market	7
C2) Monthly turnover by securities on free market	9
C3) Most traded securities	14
C4) Turnover by LJSE members	15
C5) Turnover in Years 2003 and 2002	16
D) MARKET CAPITALISATION	19
D1) Market capitalisation of shares	20
D2) Market capitalisation of bonds	23
D3) Market capitalisation of investment funds	25
E) OTHER	26
E1) Indicators (shares on official market)	26
E2) Ownership and net inflow of foreign portfolio investments	27
E3) Record values	28
E4) New listed and delisted securities and changes	29
F) LIST OF SECURITIES	31
F1) Official market	31
F2) Free market	33

A) STOCK EXCHANGE INDICES

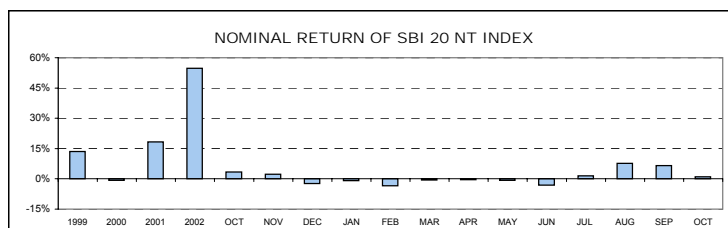
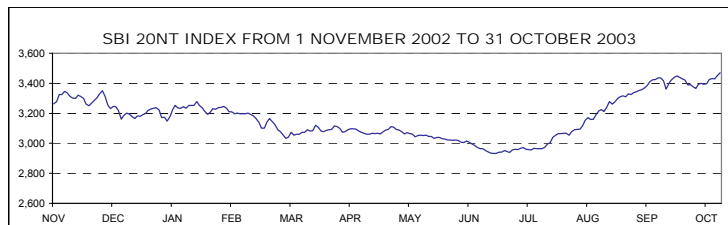
SBI 20 - SLOVENE STOCK EXCHANGE INDEX

Year	Max	Date	Min	Date	Close	Nominal return
1994	1,598.03	28 June 1994	1,131.23	21 Oct 1994	1,396.81	39.68%
1995	1,590.17	9 Nov 1995	1,016.99	13 July 1995	1,448.75	3.72%
1996	1,589.18	13 Mar 1996	891.93	10 Sept 1996	1,183.26	-18.33%
1997	1,655.36	10 Feb 1997	1,156.14	6 Jan 1997	1,404.70	18.71%
1998	2,026.47	10 Aug 1998	1,378.49	6 Jan 1998	1,705.77	21.43%
1999	1,981.87	19 Feb 1999	1,679.48	5 Jan 1999	1,806.26	5.89%
2000	1,903.66	24 Jan 2000	1,584.23	25 May 2000	1,807.94	0.09%
2001	2,159.35	19 Dec 2001	1,700.24	25 Apr 2001	2,151.59	19.01%
2002	3,547.64	8 Nov 2002	2,140.80	3 Jan 2002	3,340.20	55.24%
Year 2003	Max	Date	Min	Date	Close	Nominal return
January	3,371.93	24 Jan 2003	3,228.32	9 Jan 2003	3,305.77	-1.03%
February	3,349.14	7 Feb 2003	3,210.01	27 Feb 2003	3,215.23	-2.74%
March	3,271.88	4 Mar 2003	3,117.31	12 Mar 2003	3,182.96	-1.00%
April	3,234.11	7 Apr 2003	3,171.78	24 Apr 2003	3,178.22	-0.15%
May	3,218.69	9 May 2003	3,155.43	22 May 2003	3,164.43	-0.43%
June	3,162.14	3 Jun 2003	3,079.91	30 Jun 2003	3,079.91	-2.67%
July	3,129.28	31 Jul 2003	3,067.67	3 Jul 2003	3,129.28	1.60%
August	3,361.30	29 Aug 2003	3,141.07	1 Aug 2003	3,361.30	7.41%
September	3,613.99	30 Sep 2003	3,356.43	1 Sep 2003	3,613.99	7.52%
October	3,656.74	30 Oct 2003	3,529.14	2 Oct 2003	3,656.74	1.18%



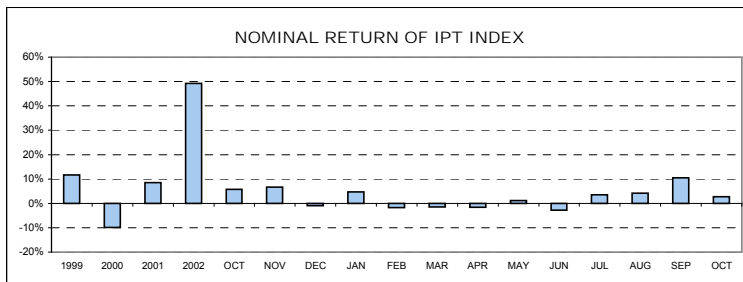
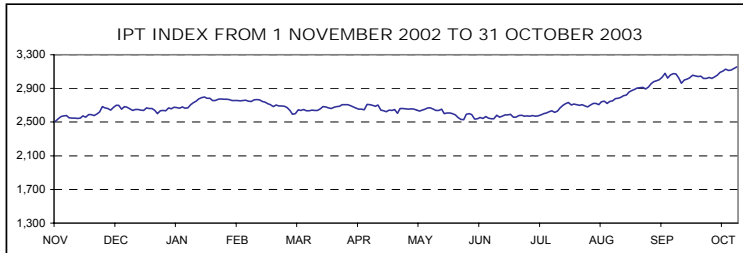
SBI 20NT - NON-WEIGHTED SLOVENE STOCK EXCHANGE

Year	Max	Date	Min	Date	Close	Nominal return
1998	1,706.07	10 Aug 1998	1,437.30	30 June 1998	1,568.87	n.a.
1999	1,871.02	8 Sept 1999	1,548.95	5 Jan 1999	1,782.03	13.59%
2000	1,841.63	25 Jan 2000	1,585.48	25 May 2000	1,769.15	-0.72%
2001	2,096.75	27 Dec 2001	1,661.96	9 May 2001	2,092.66	18.29%
2002	3,350.05	28 Nov 2002	2,082.58	3 Jan 2002	3,238.51	54.76%
Year 2003	Max	Date	Min	Date	Close	Nominal return
January	3,278.37	24 Jan 2002	3,147.56	9 Jan 2002	3,207.98	-0.94%
February	3,245.19	7 Feb 2003	3,100.31	28 Feb 2003	3,100.31	-3.36%
March	3,164.29	4 Mar 2003	3,031.87	12 Mar 2003	3,082.17	-0.59%
April	3,116.99	7 Apr 2003	3,059.58	24 Apr 2003	3,067.79	-0.47%
May	3,111.23	9 May 2003	3,044.39	22 May 2003	3,046.68	-0.69%
June	3,040.04	3 Jun 2003	2,951.65	30 Jun 2003	2,951.65	-3.12%
July	2,994.03	31 Jul 2003	2,932.15	3 Jul 2003	2,994.03	1.44%
August	3,224.06	29 Aug 2003	3,004.35	1 Aug 2003	3,224.06	7.68%
September	3,436.59	30 Sep 2003	3,210.97	1 Sep 2003	3,436.59	6.59%
October	3,469.54	30 Oct 2003	3,362.17	2 Oct 2003	3,469.54	0.96%



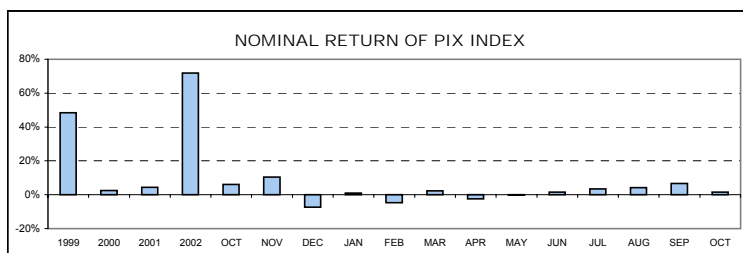
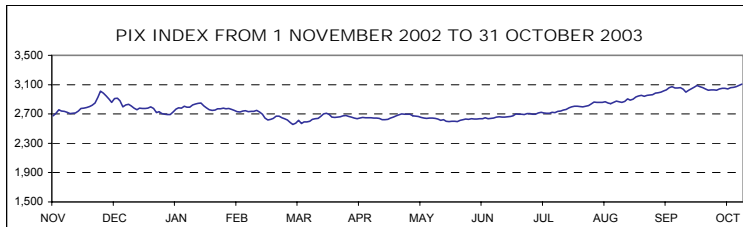
IPT - FREE MARKET INDEX

Year	Max	Date	Min	Date	Close	Nominal return
1998	1,795.31	11 Aug 1998	1,318.83	1 July 1998	1,618.99	n.a.
1999	1,806.98	30 Dec 1999	1,504.61	3 Aug 1999	1,806.98	11.61%
2000	1,772.76	24 Jan 2000	1,469.64	26 Oct 2000	1,627.44	-9.94%
2001	1,769.69	14 Dec 2001	1,415.06	23 May 2001	1,765.60	8.49%
2002	2,699.16	4 Dec 2002	1,753.43	8 Jan 2002	2,635.36	49.26%
Year 2003	Max	Date	Min	Date	Close	Nominal return
January	2,797.13	27 Jan 2003	2,633.35	7 Jan 2003	2,757.60	4.64%
February	2,776.17	4 Feb 2003	2,708.53	28 Feb 2003	2,708.53	-1.78%
March	2,703.95	4 Mar 2003	2,593.39	12 Mar 2003	2,667.22	-1.53%
April	2,712.35	18 Apr 2003	2,625.08	30 Apr 2003	2,625.08	-1.58%
May	2,667.80	26 May 2003	2,604.05	8 May 2003	2,654.02	1.10%
June	2,608.56	3 Jun 2003	2,528.38	11 Jun 2003	2,579.63	-2.80%
July	2,670.02	31 Jul 2003	2,557.96	1 Jul 2003	2,670.02	3.50%
August	2,780.02	29 Aug 2003	2,681.95	14 Aug 2003	2,780.02	4.12%
September	3,078.56	24 Sep 2003	2,782.06	1 Sep 2003	3,070.92	10.46%
October	3,156.13	30 Oct 2003	2,960.78	2 Oct 2003	3,156.13	2.77%



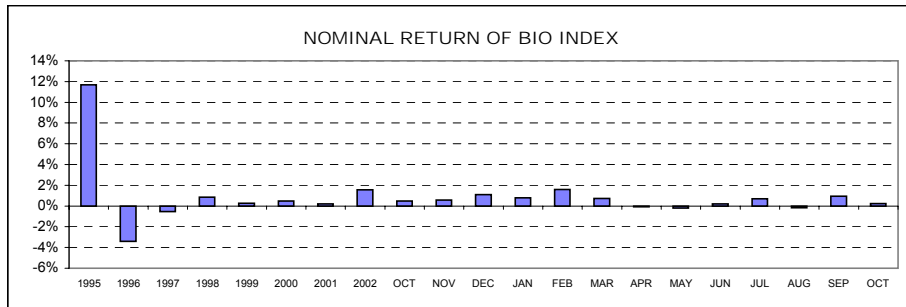
PIX - INVESTMENT FUNDS INDEX

Year	Max	Date	Min	Date	Close	Nominal return
1999	1,633.77	8 Sep 1999	965.15	5 Jan 1999	1,483.50	48.35%
2000	1,572.13	17 Jan 2000	1,097.07	25 May 2000	1,520.79	2.51%
2001	1,588.02	28 Dec 2001	1,328.44	23 May 2001	1,588.02	4.42%
2002	3,013.05	27 Nov 2002	1,551.00	3 Jan 2002	2,729.73	71.90%
Year 2003	Max	Date	Min	Date	Close	Nominal return
January	2,849.85	24 Jan 2003	2,692.79	8 Jan 2003	2,754.90	0.92%
February	2,778.48	5 Feb 2003	2,617.03	27 Feb 2003	2,628.28	-4.60%
March	2,710.57	28 Mar 2003	2,558.26	12 Mar 2003	2,690.65	2.37%
April	2,676.88	8 Apr 2003	2,621.90	29 Apr 2003	2,626.66	-2.38%
May	2,699.28	9 May 2003	2,615.27	29 May 2003	2,620.94	-0.22%
June	2,660.85	30 Jun 2003	2,597.72	3 Jun 2003	2,660.85	1.52%
July	2,751.93	31 Jul 2003	2,655.50	1 Jul 2003	2,751.93	3.42%
August	2,873.79	28 Aug 2003	2,762.16	1 Aug 2003	2,868.78	4.25%
September	3,070.36	25 Sep 2003	2,856.44	1 Sep 2003	3,060.38	6.68%
October	3,106.06	30 Oct 2003	2,998.01	2 Oct 2003	3,106.06	1.49%



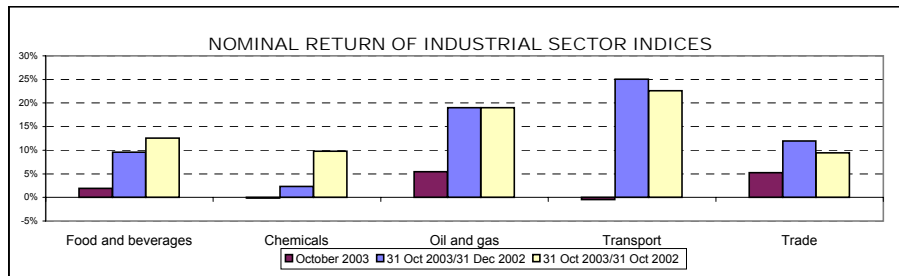
BIO - STOCK EXCHANGE BOND INDEX

Year	Max	Date	Min	Date	Close	Nominal return
1995	113.52	14 Dec 1995	100.46	5 July 1995	111.68	11.68%
1996	111.96	8 Jan 1996	106.61	28 June 1996	107.89	-3.39%
1997	110.97	8 Apr 1997	104.90	29 Jan 1997	107.31	-0.54%
1998	108.22	30 Dec 1998	101.68	25 May 1998	108.22	0.85%
1999	110.52	4 Feb 1999	104.53	16 Aug 1999	108.50	0.26%
2000	109.63	15 Dec 2000	103.96	9 June 2000	109.03	0.49%
2001	110.08	17 Sept 2001	107.81	21 Mar 2001	109.25	0.20%
2002	111.06	27 Dec 2002	107.17	12 Mar 2002	110.96	1.57%
Year 2003	Max	Date	Min	Date	Close	Nominal return
January	111.85	29 Jan 2003	110.20	24 Jan 2003	111.85	0.80%
February	113.70	20 Feb 2003	111.73	4 Feb 2003	113.63	1.59%
March	114.63	26 Mar 2003	113.42	7 Mar 2003	114.47	0.74%
April	114.47	1 Apr 2003	113.41	23 Apr 2003	114.38	-0.08%
May	114.59	23 May 2003	114.15	6 May 2003	114.17	-0.18%
June	115.06	23 Jun 2003	114.13	18 Jun 2003	114.40	0.20%
July	115.29	11 Jul 2003	114.15	7 Jul 2003	115.21	0.71%
August	115.31	5 Aug 2003	114.20	25 Aug 2003	115.01	-0.17%
September	116.10	19 Sep 2003	114.69	1 Sep 2003	116.10	0.95%
October	116.67	10 Oct 2003	116.12	2 Oct 2003	116.37	0.23%



INDUSTRIAL SECTOR INDICES

SECTOR	Value as of 31 Oct 2003	Nominal return		
		October 2003	31 Oct 2003/31 Dec 2002	31 Oct 2003/31 Oct 2002
Food and beverages	3,235.44	1.90%	9.56%	12.56%
Chemicals	3,469.68	-0.12%	2.36%	9.75%
Oil and gas	5,186.06	5.44%	19.02%	19.03%
Transport	3,399.04	-0.42%	25.03%	22.64%
Trade	2,720.34	5.26%	11.98%	9.44%



A2) INDEX COMPOSITIONS

COMPOSITION OF SLOVENIAN STOCK EXCHANGE INDEX - SBI 20 ON 31 OCTOBER 2003 *

Issuer	Trading code	Adjusted number of shares	Base value in SIT	Adjusted share	Sector	Capitalisation of index on 31 October 2003	Sector share
KRKA	KRKG	926,857	30,026.12	10.00	pharmaceuticals	46,044,318,629 SIT	10.22%
PETROL	PETG	936,443	22,251.50	10.00	oil and gas	46,293,630,935 SIT	16.36%
MERCATOR	MELR	1,607,457	4,520.37	10.00	trade	45,047,214,222 SIT	17.31%
PIVOVARNA LAŠKO	PILR	6,801,843	6,199.69	10.00	food and beverages	45,183,418,717 SIT	21.19%
INTEREUROPA	IEKG	7,902,413	4,919.17	9.99	transport	40,711,809,342 SIT	16.50%
GORENJE	GRVG	8,190,040	2,157.29	8.92	household appliances	38,566,570,758 SIT	8.56%
SAVA	SAVA	1,391,529	16,791.89	8.54	chemicals	38,110,695,302 SIT	8.46%
MERKUR	MER	1,214,585	18,003.70	6.81	trade	29,725,401,060 SIT	
LUKA KOPER	LKPG	5,115,201	2,310.79	6.42	transport	33,605,540,618 SIT	
ISTRABENZ	ITBG	3,034,933	2,700.00	5.96	oil and gas	27,393,881,895 SIT	
DROGA	DRPG	228,542	35,873.12	4.51	food and beverages	20,111,696,000 SIT	
KOLINSKA	KOLR	3,166,992	2,260.16	3.97	food and beverages	18,048,339,039 SIT	
ŽITO	ZTOG	348,765	18,007.22	2.65	food and beverages	12,108,454,659 SIT	
TERME 3000	ZMTG	3,184,444	2,133.52	1.46	health resort	6,372,072,444 SIT	1.41%
KOMPAS MTS	MTSG	2,973,005	1,221.44	0.76	trade	3,217,683,312 SIT	
Capitalisation of index						450,540,726,932 SIT	
Share of capitalisation (shares official market) in index							50.29%

* the same composition have also non-weighted Slovenian Stock Exchange Index - SBI 20NT

COMPOSITION OF FREE MARKET INDEX - IPT ON 31 OCTOBER 2003

Issuer	Trading code	Adjusted number of shares	Base value in SIT	Adjusted share	Capitalisation of index on 31 October 2003
HELIOS, DOMŽALE	HDOG	214,183	34,880.00	15.00	25,489,918,830 SIT
CINKARNA CELJE	CICG	812,477	5,000.00	13.19	21,487,676,716 SIT
AKTIVA INVEST	AKIR	775,110	19,781.29	9.76	16,947,640,630 SIT
JUTEKS	JTKG	641,432	12,701.10	9.26	17,125,105,480 SIT
INFOND HOLDING	IFFR	16,833,414	685.23	9.11	15,484,215,868 SIT
BELINKA	BELG	2,702,532	3,800.00	7.94	13,512,660,000 SIT
KD GROUP	SKDR	186,436	50,000.00	7.72	13,892,752,087 SIT
LESNINA	MILG	76,495	107,000.00	7.06	13,463,108,526 SIT
TRIGLAV, FINANČNA DRUŽBA	TFDR	6,356,989	856.91	4.86	7,641,100,778 SIT
MAKSIMA HOLDING	MAHR	6,399,850	710.06	4.30	7,633,037,097 SIT
KD HOLDING	KDHR	924,969	6,870.52	3.40	6,182,011,812 SIT
TOSAMA	TODG	295,670	6,300.00	2.65	4,582,885,000 SIT
SATURNUS EMBALAŽA	SELR	84,064	29,500.00	2.08	3,071,542,201 SIT
MIP	MIPG	1,478,742	2,739.18	2.07	3,548,803,351 SIT
ETRA 33	ETRG	45,423	55,000.00	1.59	3,720,143,700 SIT
Capitalisation of index					173,782,602,076 SIT
Share of capitalisation (shares free market) in index					62.53%

COMPOSITION OF INVESTMENT FUNDS INDEX - PIX ON 31 OCTOBER 2003

Issuer	Trading code	Adjusted number of shares	Base value in SIT	Share	Capitalisation of index on 31 October 2003
TRIGLAV STEBER I, ID	TG1N	147,487,470	70.11	18.29	36,805,498,139 SIT
NFD 1, INVESTICIJSKI SKLAD	NF1N	160,580,300	65.42	17.47	35,749,992,189 SIT
NFD 2, INVESTICIJSKI SKLAD	NF2N	291,379,659	37.8	8.67	17,631,383,166 SIT
INFOND ID	IFIR	8,132,314	1,691.31	7.94	15,833,696,681 SIT
KD ID	KDIN	92,046,145	57.74	7.02	14,150,253,871 SIT
ID MAKSIMA	MAIR	7,811,823	1,707.96	6.85	13,590,697,182 SIT
ZLATA MONETA I, ID	ZM1N	68,297,800	47.12	6.73	13,621,313,232 SIT
ATENA PID	ATPR	135,915,888	63.98	6.34	12,428,148,799 SIT
DRUŽBA 1	PM1N	35,923,940	60.2	4.32	8,908,059,402 SIT
KRONA SENIOR	SN0N	73,170,428	26.93	3.61	7,502,895,687 SIT
ARKADA ENA, PID	AR1N	66,406,092	90.86	3.1	6,064,204,321 SIT
PID ZVON DVA	ZV2N	141,224,712	37.56	3.01	6,504,810,235 SIT
TRIGLAV STEBER, PID	TRSR	131,842,661	39.95	2.7	5,708,787,221 SIT
INFOND PID	IFPR	87,641,964	45.33	2.43	5,594,186,562 SIT
PID MAKSIMA	MPIR	74,529,513	40.1	1.53	3,200,297,288 SIT
Capitalisation of index					203,294,223,976 SIT
(shares free market) in index					78.97%

COMPOSITION OF STOCK EXCHANGE BOND INDEX - BIO
ON 31 OCTOBER 2003

Bonds	Trading code	Base value	Share
REPUBLIKA SLOVENIJA 53 rd issue	RS53	103.5	51.66
REPUBLIKA SLOVENIJA 50 th issue	RS50	101.55	30.13
REPUBLIKA SLOVENIJA 26 th issue	RS26	103.25	10.55
REPUBLIKA SLOVENIJA 29 th issue	RS29	99.9	7.66

COMPOSITIONS OF INDUSTRIAL SECTOR INDICES
ON 31 OCTOBER 2003

Food and beverages

Issuer	Trading code	Adjusted number of shares	Base value in SIT	Adjusted share
PIVOVARNA LAŠKO	PILR	1,565,613	6,199.69	34.91
DROGA	DRPG	69,548	35,873.12	20.8
KOLINSKA	KOLR	930,489	2,260.16	17.69
ŽITO	ZTOG	131,169	18,007.22	15.14
MIP	MIPG	1,478,742	1,396.42	11.46

Chemicals

Issuer	Trading code	Adjusted number of shares	Base value in SIT	Adjusted share
SAVA	SAVA	1,164,909	16,791.89	41.85
HELIOS, DOMŽALE	HDOG	201,182	34,880.00	30.04
CINKARNA CELJE	CICG	812,477	5,000.00	28.12

Oil and gas

Issuer	Trading code	Adjusted number of shares	Base value in SIT	Adjusted share
PETROL	PETG	1,389,464	22,251.50	59.33
ISTRABENZ	ITBG	5,180,000	2,700.00	40.67

Transport

Issuer	Trading code	Adjusted number of shares	Base value in SIT	Adjusted share
INTEREUROPA	IEKG	3,460,413	4,919.17	40.01
LUKA KOPER	LKPG	3,275,562	2,310.79	37.61
AERODROM LJUBLJANA	AELG	1,936,229	2,108.12	22.39

Trade

Issuer	Trading code	Adjusted number of shares	Base value in SIT	Adjusted share
MERCATOR	MELR	469,552	4,520.37	35.41
MERKUR	MER	247,002	18,003.70	16.79
SALUS, LJUBLJANA	SALR	39,730	54,666.67	11.84
LESNINA	MILG	26,453	145,000.00	10.79
ŽIVILA KRANJ	ZKNG	212,061	12,435.33	8.67
KOMPAS MTS	MTSG	2,725,730	1,705.14	8.41
SLOVENIJALES	SLLG	273,604	10,510.84	8.09

B) NUMBER OF ISSUERS, TRADED SECURITIES AND
MEMBERS

	31 Dec 2000	31 Dec 2001	31 Dec 2002	30 Sep 2003	31 Oct 2003
NUMBER OF ISSUERS	225	221	198	188	186
Official market	58	57	50	47	47
Shares	38	38	35	32	32
Bonds	20	19	15	15	15
Free market	167	164	148	141	139
Shares	111	113	100	96	96
Bonds	11	12	14	13	13
Closed-end funds	-	-	4	6	6
Authorised closed-end funds	44	38	29	26	24
Pension coupons	1	1	1	-	-
	31 Dec 2000	31 Dec 2001	31 Dec 2002	30 Sep 2003	31 Oct 2003
NUMBER OF SECURITIES	267	271	265	253	253
Official market	94	100	109	104	106
Shares	40	39	36	32	32
Bonds	54	61	73	72	74
Free market	173	171	156	149	147
Shares	114	117	103	98	98
Bonds	14	15	19	19	19
Closed-end funds	-	-	4	6	6
Authorised closed-end funds	44	38	29	26	24
Pension coupons	1	1	1	-	-
Short term securities	8	10	10	12	10
	31 Dec 2000	31 Dec 2001	31 Dec 2002	30 Sep 2003	31 Oct 2003
NUMBER OF MEMBERS	34	31	27	27	27

C) TURNOVER

C1) TURNOVER BY SECURITIES ON OFFICIAL MARKET IN OCTOBER 2003

1. Shares

Issue	Total (in SIT)	Total (in EUR)	Block trades (in SIT)	Cross trades (in SIT)	Share in total turnover on official market	Share in turnover of shares	Volume in pieces	Number of bargains
Total shares	13,119,846,272	55,719,305	5,140,708,780	1,051,681,167	59.22%	100.00%	1,102,208	8,327
Common shares	13,119,817,272	55,719,182	5,140,708,780	1,051,681,167	59.22%	100.00%	1,102,203	8,326
1 KRKA	4,235,075,858	17,987,300	1,952,800,000	152,915,674	19.12%	32.28%	94,189	2,159
2 PIVOVARNA LAŠKO	1,698,445,096	7,212,329	1,154,364,000	79,759,473	7.67%	12.95%	250,284	436
3 MERCATOR	1,345,467,606	5,714,937	453,925,000	87,435,795	6.07%	10.26%	49,827	855
4 PETROL	1,240,536,583	5,268,554	247,033,000	176,226,410	5.60%	9.46%	26,425	946
5 GORENJE	984,035,344	4,179,257	518,100,000	24,573,798	4.44%	7.50%	209,573	725
6 MERKUR	702,936,109	2,984,999	620,383,500	3,973,096	3.17%	5.36%	28,583	142
7 LUKA KOPER	500,906,627	2,126,765	0	41,798,181	2.26%	3.82%	79,374	640
8 INTEREUROPA	381,368,228	1,619,504	0	63,939,078	1.72%	2.91%	71,798	398
9 ISTRABENZ	368,016,164	1,562,427	0	94,882,258	1.66%	2.81%	42,191	368
10 SAVA	283,855,334	1,205,722	0	51,358,617	1.28%	2.16%	10,339	284
11 ŽITO	246,426,072	1,046,638	163,053,280	26,009,240	1.11%	1.88%	6,905	169
12 KOLINSKA	180,890,126	768,117	0	36,440,349	0.82%	1.38%	32,171	196
13 ŽIVILA KRANJ	166,098,327	705,353	0	42,224,095	0.75%	1.27%	9,485	286
14 EMONA OBALA KOPER	141,107,279	599,354	0	136,732,967	0.64%	1.08%	82,998	29
15 SALUS, LJUBLJANA	137,372,654	583,369	0	4,722,000	0.62%	1.05%	1,281	39
16 DELO	127,524,034	541,685	0	810,000	0.58%	0.97%	4,745	50
17 TERME 3000	94,167,222	400,030	31,050,000	10,407,978	0.43%	0.72%	46,468	153
18 DROGA	75,465,194	320,484	0	2,519,900	0.34%	0.58%	866	50
19 TERME ČATEŽ	36,803,590	156,349	0	1,065,971	0.17%	0.28%	1,339	56
20 AERODROM LJUBLJANA	33,648,135	142,934	0	3,743,489	0.15%	0.26%	5,587	63
21 ETOL	33,617,984	142,692	0	7,466,174	0.15%	0.26%	765	43
22 DELO PRODAJA	28,550,981	121,254	0	414,400	0.13%	0.22%	4,778	31
23 KOMPAS MTS	23,305,059	98,961	0	544,911	0.11%	0.18%	21,282	58
24 COMET	16,959,807	72,040	0	0	0.08%	0.13%	4,870	20
25 MLINOTEST	16,197,977	68,777	0	1,257,061	0.07%	0.12%	8,738	44
26 RADENSKA	8,541,926	36,276	0	19,552	0.04%	0.07%	5,586	66
27 GPG	6,739,756	28,623	0	0	0.03%	0.05%	1,488	9
28 PIVOVARNA UNION	5,372,500	22,815	0	150,000	0.02%	0.04%	65	9
29 GEODETSKI ZAVOD SLOVENIJE	385,700	1,637	0	290,700	0.00%	0.00%	203	2
30 TEHNOUNION	0	0	0	0	0.00%	0.00%	0	0
31 NIKA	0	0	0	0	0.00%	0.00%	0	0
Preferred shares	29,000	123	0	0	0.00%	0.00%	5	1
1 PROBANKA	29,000	123	0	0	0.00%	0.00%	5	1

2. Bonds

Issue	Total (in SIT)	Total (in EUR)	Block trades (in SIT)	Cross trades (in SIT)	Share in total turnover on official market	Share in turnover of bonds	Volume in pieces	Number of bargains
Total bonds	9,035,538,905	38,365,100	7,874,306,859	790,111,686	40.78%	100.00%	1,092,818	1,367
1 REPUBLIKA SLOVENIJA 53 rd issue	1,401,211,554	5,949,718	1,218,906,592	171,166,172	6.32%	15.51%	57,014	36
2 REPUBLIKA SLOVENIJA 54 th issue	1,359,502,500	5,768,379	1,334,080,000	25,422,500	6.14%	15.05%	135,530	11
3 REPUBLIKA SLOVENIJA 51 st issue	1,075,610,811	4,569,147	1,072,702,500	156,375	4.85%	11.90%	103,129	4
4 REPUBLIKA SLOVENIJA 52 nd issue	1,034,238,885	4,390,982	1,016,100,000	16,264,050	4.67%	11.45%	101,793	11
5 REPUBLIKA SLOVENIJA 50 th issue	741,582,393	3,149,620	690,896,102	39,223,413	3.35%	8.21%	30,763	20
6 REPUBLIKA SLOVENIJA 36 th issue	552,149,897	2,345,735	551,532,000	335,072	2.49%	6.11%	52,859	5
7 REPUBLIKA SLOVENIJA 40 th issue	536,050,360	2,276,839	525,500,000	10,550,360	2.42%	5.93%	51,004	6
8 REPUBLIKA SLOVENIJA 39 th issue	446,505,760	1,896,292	0	217,396,877	2.02%	4.94%	459,378	1,051
9 REPUBLIKA SLOVENIJA 21 st issue	413,460,921	1,755,918	295,753,554	114,304,709	1.87%	4.58%	47,741	30
10 REPUBLIKA SLOVENIJA 29 th issue	326,595,182	1,386,127	297,094,871	25,133,508	1.47%	3.61%	13,084	24
11 REPUBLIKA SLOVENIJA 26 th issue	239,627,839	1,016,963	234,418,858	1,986,037	1.08%	2.65%	9,661	10
12 NOVA KBM 3 rd issue, B series	198,745,833	843,280	198,745,833	0	0.90%	2.20%	1,600	1
13 NOVA KBM 2 nd issue	110,246,101	467,775	110,246,101	0	0.50%	1.22%	900	1
14 ABANKA 3 rd issue	108,921,354	462,595	95,305,237	731,563	0.49%	1.21%	4,607	6
15 REPUBLIKA SLOVENIJA 42 nd issue	104,411,350	443,486	103,841,034	570,316	0.47%	1.16%	10,319	3
16 NLB 2 nd issue, B series	99,192,119	421,368	0	98,470,276	0.45%	1.10%	826	4
17 REPUBLIKA SLOVENIJA 38 th issue	68,828,387	292,348	48,558,558	0	0.31%	0.76%	2,620	10
18 REPUBLIKA SLOVENIJA 18 th issue	53,164,757	225,629	49,965,619	275,064	0.24%	0.59%	2,066	3
19 NLB 10 th issue	33,006,000	140,283	30,660,000	2,346,000	0.15%	0.37%	323	2
20 REPUBLIKA SLOVENIJA 27 th issue	18,884,258	80,162	0	7,353,658	0.09%	0.21%	1,756	10
21 SLOVENSKA RAZVOJNA DRUŽBA	16,686,755	70,888	0	8,289,157	0.08%	0.18%	139	15
22 REPUBLIKA SLOVENIJA 49 th issue	14,584,404	61,933	0	2,959,023	0.07%	0.16%	158	12
23 REPUBLIKA SLOVENIJA 22 nd issue	14,478,250	61,444	0	4,387,000	0.07%	0.16%	1,403	3
24 REPUBLIKA SLOVENIJA 34 th issue	9,504,000	40,359	0	9,504,000	0.04%	0.11%	900	3
25 REPUBLIKA SLOVENIJA 48 th issue	8,334,264	35,398	0	0	0.04%	0.09%	340	7
26 REPUBLIKA SLOVENIJA 33 rd issue	7,907,200	33,594	0	4,211,656	0.04%	0.09%	47	4
27 NLB 2 nd issue, A series	5,529,609	23,488	0	5,529,609	0.02%	0.06%	40	5
28 REPUBLIKA SLOVENIJA 10 th issue	5,138,357	21,811	0	283,446	0.02%	0.06%	764	7
29 REPUBLIKA SLOVENIJA 32 nd issue	4,986,235	21,169	0	4,695,053	0.02%	0.06%	197	6
30 REPUBLIKA SLOVENIJA 25 th issue	3,328,320	14,140	0	3,328,320	0.02%	0.04%	320	6
31 REPUBLIKA SLOVENIJA 41 st issue	3,193,400	13,571	0	3,193,400	0.01%	0.04%	302	4
32 REPUBLIKA SLOVENIJA 23 rd issue	2,143,755	9,106	0	0	0.01%	0.02%	84	1
33 REPUBLIKA SLOVENIJA 37 th issue	1,881,020	7,987	0	1,055,000	0.01%	0.02%	178	4
34 BTC 2 nd issue	1,737,176	7,376	0	0	0.01%	0.02%	204	3
35 REPUBLIKA SLOVENIJA 28 th issue	1,637,700	6,955	0	1,637,700	0.01%	0.02%	159	6
36 ABANKA 4 th issue	1,534,098	6,518	0	1,534,098	0.01%	0.02%	63	3
37 REPUBLIKA SLOVENIJA 43 rd issue	1,508,000	6,409	0	1,508,000	0.01%	0.02%	145	2
38 ABANKA 6 th issue	1,176,697	4,998	0	0	0.01%	0.01%	49	3
39 REPUBLIKA SLOVENIJA 24 th issue	1,125,450	4,779	0	30,000	0.01%	0.01%	112	4
40 ABANKA 5 th issue	960,565	4,080	0	960,565	0.00%	0.01%	40	1
41 BANKA VIPA 7 th issue	926,698	3,938	0	926,698	0.00%	0.01%	21	1
42 NLB 9 th issue	832,000	3,532	0	832,000	0.00%	0.01%	8	1
43 REPUBLIKA SLOVENIJA 20 th issue	810,000	3,443	0	500,000	0.00%	0.01%	81	3
44 BANKA VIPA 5 th issue	717,289	3,045	0	119,609	0.00%	0.01%	24	4
45 NLB 3 rd issue	706,921	3,000	0	706,921	0.00%	0.01%	3	1
46 SKB OBVEZNICE 4 th issue, A series	621,000	2,639	0	621,000	0.00%	0.01%	6	1
47 BANKA CELJE 3 rd issue	552,681	2,346	0	552,681	0.00%	0.01%	23	1
48 BANKA VIPA 4 th issue	371,068	1,577	0	371,068	0.00%	0.00%	12	1
49 BTC HIPOTEKARNE	325,644	1,385	0	325,644	0.00%	0.00%	13	1
50 REPUBLIKA SLOVENIJA 13 th issue	122,063	519	0	122,063	0.00%	0.00%	1	1
51 HOTELI BERNARDIN	100,152	425	0	100,152	0.00%	0.00%	1	1
52 BANKA VIPA 6 th issue	71,412	303	0	71,412	0.00%	0.00%	2	1
53 BANKA VIPA 2 nd issue	70,461	299	0	70,461	0.00%	0.00%	6	3
54 ABANKA VIPA 7 th issue	0	0	0	0	0.00%	0.00%	0	0
55 BANKA CELJE 4 th issue	0	0	0	0	0.00%	0.00%	0	0
56 BANKA CELJE 5 th issue	0	0	0	0	0.00%	0.00%	0	0
57 BANKA CELJE 6 th issue, A series	0	0	0	0	0.00%	0.00%	0	0
58 BANKA CELJE 6 th issue, B series	0	0	0	0	0.00%	0.00%	0	0
59 BANKA VIPA 3 rd issue	0	0	0	0	0.00%	0.00%	0	0
60 BANKA ZASAVJE 2 nd issue	0	0	0	0	0.00%	0.00%	0	0
61 NFD INVESTICIJSKO SVETOVANJE	0	0	0	0	0.00%	0.00%	0	0
62 NLB 11 th issue	0	0	0	0	0.00%	0.00%	0	0
63 NOVA KBM 3 rd issue, A series	0	0	0	0	0.00%	0.00%	0	0
64 PROBANKA 2 nd issue	0	0	0	0	0.00%	0.00%	0	0
65 REPUBLIKA SLOVENIJA 17 th issue	0	0	0	0	0.00%	0.00%	0	0
66 REPUBLIKA SLOVENIJA 31 st issue	0	0	0	0	0.00%	0.00%	0	0
67 REPUBLIKA SLOVENIJA 35 th issue	0	0	0	0	0.00%	0.00%	0	0
68 REPUBLIKA SLOVENIJA 44 th issue	0	0	0	0	0.00%	0.00%	0	0
69 REPUBLIKA SLOVENIJA 45 th issue	0	0	0	0	0.00%	0.00%	0	0
70 SKB OBVEZNICE 4 th issue, B series	0	0	0	0	0.00%	0.00%	0	0
71 SL ZADR. KMET. BANKA	0	0	0	0	0.00%	0.00%	0	0
72 SL. ZADR. KMET. BANKA 3 rd issue	0	0	0	0	0.00%	0.00%	0	0
73 STANOVANJSKI SKLAD RS 1 st issue	0	0	0	0	0.00%	0.00%	0	0
74 STANOVANJSKI SKLAD RS 2 nd issue	0	0	0	0	0.00%	0.00%	0	0
Total official market	22,155,385,177	94,084,405	13,015,015,639	1,841,792,853	100.00%	-	2,195,026	9,694

C2) TURNOVER BY SECURITIES ON FREE MARKET IN OCTOBER 2003

1. Shares (1)

Issue	Total (in SIT)	Total (in EUR)	Block trades (in SIT)	Cross trades (in SIT)	Share in total turnover on free market	Share in turnover of shares	Volume in pieces	Number of bargains
Total shares	2,696,926,376	11,453,143	866,878,027	368,574,361	26.41%	100.00%	1,095,849	6,117
Total common shares	2,676,479,418	11,366,312	866,878,027	364,336,720	26.21%	99.24%	1,091,993	5,863
1 KD GROUP	635,038,919	2,697,192	619,365,622	4,871,994	6.22%	23.55%	11,861	31
2 INFOND HOLDING	324,754,599	1,378,871	0	100,741,261	3.18%	12.04%	363,597	1,248
3 MIP	199,829,178	848,498	79,537,500	23,710,296	1.96%	7.41%	102,338	95
4 AKTIVA INVEST	189,749,678	805,520	113,687,805	15,895,948	1.86%	7.04%	9,162	607
5 BELINKA	164,687,676	699,776	0	3,500,000	1.61%	6.11%	35,045	111
6 HELIOS, DOMŽALE	144,567,179	613,926	0	9,158,502	1.42%	5.36%	1,210	55
7 LESNINA	132,596,201	563,085	0	19,452,228	1.30%	4.92%	794	100
8 MAKSIMA HOLDING	83,290,234	353,762	0	30,882,147	0.82%	3.09%	70,592	642
9 JUTEKS	83,036,834	352,634	0	4,988,141	0.81%	3.08%	3,367	84
10 CINKARNA CELJE	72,892,566	309,551	0	23,912,818	0.71%	2.70%	2,776	75
11 TRIGLAV, FINANČNA DRUŽBA	63,048,973	267,781	0	24,054,839	0.62%	2.34%	52,420	762
12 AKTIVA AVANT	59,836,605	253,979	54,287,100	603,492	0.59%	2.22%	159,721	124
13 SATURNUS EMBALAŽA	57,430,761	243,806	0	1,340,020	0.56%	2.13%	1,516	35
14 KD HOLDING	56,179,312	238,623	0	10,465,246	0.55%	2.08%	8,660	440
15 LIV POSTOJNA	45,218,400	192,091	0	0	0.44%	1.68%	3,109	33
16 ETRA 33	41,965,680	178,194	0	21,557,406	0.41%	1.56%	585	50
17 TOSAMA	32,909,323	139,824	0	2,984,839	0.32%	1.22%	2,114	80
18 POM-INVEST	28,201,303	119,824	0	1,407,409	0.28%	1.05%	43,788	224
19 SLOVENIJALES	23,968,782	101,774	0	1,166,088	0.23%	0.89%	1,901	79
20 MEDALJON	19,800,791	84,069	0	3,338,187	0.19%	0.73%	10,312	32
21 LIP BLEĐ	15,245,404	64,757	0	1,955,297	0.15%	0.57%	17,005	51
22 GORENJSKI TISK	13,497,398	57,348	0	1,533,852	0.13%	0.50%	3,745	20
23 VIZIJA HOLDING	13,231,000	56,163	0	9,244,550	0.13%	0.49%	20,340	83
24 ZVON ENA HOLDING	12,593,859	53,436	0	480,000	0.12%	0.47%	7,964	28
25 GOZDNO GOSPODARSTVO BLEĐ	11,073,220	47,001	0	3,759,150	0.11%	0.41%	7,143	24
26 INTEGRAL JESENICE	11,057,881	46,948	0	1,782,881	0.11%	0.41%	6,305	4
27 NIKO	10,133,004	43,020	0	4,600,000	0.10%	0.38%	469	12
28 JADRAN	7,799,115	33,115	0	7,443,240	0.08%	0.29%	1,565	9
29 JAVOR PIVKA	7,669,733	32,603	0	430,940	0.08%	0.28%	8,549	21
30 MODRA LINIJA HOLDING	6,983,973	29,662	0	2,883,186	0.07%	0.26%	8,136	130
31 FRUCTAL	6,798,718	28,893	0	838,450	0.07%	0.25%	2,841	32
32 INLES	6,735,329	28,616	0	4,079,095	0.07%	0.25%	13,332	10
33 PLAMA - PUR	6,524,500	27,731	0	406,200	0.06%	0.24%	2,213	9
34 ELMO	6,440,570	27,341	0	5,349,400	0.06%	0.24%	9,236	5
35 AGROKOMBINAT MARIBOR	6,428,692	27,284	0	38,704	0.06%	0.24%	6,097	13
36 JATA EMONA	5,909,418	25,086	0	0	0.06%	0.22%	6,741	19
37 AVTOPREVOŽNIŠTVO IN SERVISI	5,378,245	22,855	0	3,780	0.05%	0.20%	20,501	8
38 GEA TOVARNA OLJA	5,026,130	21,338	0	709,230	0.05%	0.19%	3,792	14
39 DZS	4,990,480	21,179	0	820,000	0.05%	0.19%	1,159	15
40 MITOL SEŽANA	4,701,280	19,951	0	1,194,180	0.05%	0.17%	1,216	6
41 ALPETOUR POTOVALNA AGENCIJA	4,086,714	17,352	0	3,811,714	0.04%	0.15%	1,697	11
42 CETIS	3,853,575	16,374	0	104,600	0.04%	0.14%	144	12
43 CERTIUS INVEST	3,647,030	15,487	0	348,369	0.04%	0.14%	7,610	52
44 TEKSTINA	2,923,457	12,423	0	37,560	0.03%	0.11%	3,697	6
45 VELANA	2,860,729	12,142	0	67,000	0.03%	0.11%	4,243	23
46 HIDROTEHNIK	2,697,454	11,454	0	1,495,900	0.03%	0.10%	1,364	8
47 KRONA HOLDING	2,449,346	10,403	0	1,101,670	0.02%	0.09%	5,491	19
48 KEMA PUCONCI	2,062,200	8,761	0	0	0.02%	0.08%	491	2
49 LESNINA EMMI	1,961,400	8,332	0	0	0.02%	0.07%	2,750	9
50 HOTELI PALACE	1,855,560	7,882	0	591,015	0.02%	0.07%	1,237	19
51 FOND INVEST	1,794,757	7,622	0	504,738	0.02%	0.07%	1,287	76
52 IMP KLIMAT	1,792,920	7,612	0	1,634,320	0.02%	0.07%	1,362	3
53 MARINA PORTOROŽ	1,775,874	7,542	0	0	0.02%	0.07%	229	6
54 MELAMIN	1,605,240	6,822	0	343,353	0.02%	0.06%	342	6
55 SIJAJ HRASTNIK	1,406,300	5,968	0	0	0.01%	0.05%	860	9
56 FINIRA	1,338,955	5,682	0	230,455	0.01%	0.05%	4,463	54
57 ZDRAVILIŠČE ROGAŠKA	1,293,354	5,493	0	1,960	0.01%	0.05%	6,759	23
58 COLOR	1,190,116	5,054	0	163,197	0.01%	0.04%	583	23
59 NAMA	1,015,530	4,314	0	0	0.01%	0.04%	677	3
60 INTERTRADE ITS	911,000	3,868	0	0	0.01%	0.03%	911	5
61 TERME DOBRNA	844,050	3,587	0	715,050	0.01%	0.03%	555	5
62 OLJARICA, KRANJ	773,896	3,287	0	0	0.01%	0.03%	146	3
63 KOŠAKI TMI	686,000	2,915	0	0	0.01%	0.03%	49	1
64 CREINA	652,500	2,770	0	652,500	0.01%	0.02%	150	3
65 SVILA	473,624	2,010	0	440,165	0.00%	0.02%	8,564	3
66 TOVARNA SLADKORJA ORMOŽ	462,281	1,965	0	0	0.00%	0.02%	71	1
67 LIZ INŽENIRING	452,750	1,924	0	90,000	0.00%	0.02%	305	6
68 GRAND HOTEL UNION	420,104	1,786	0	215,054	0.00%	0.02%	168	4
69 MEDVEŠEK PUŠNIK	389,991	1,656	0	0	0.00%	0.01%	20	7
70 CAPITA	370,700	1,574	0	0	0.00%	0.01%	674	4

1. Shares (2)

	Issue	Total (in SIT)	Total (in EUR)	Block trades (in SIT)	Cross trades (in SIT)	Share in total turnover on free market	Share in turnover of shares	Volume in pieces	Number of bargains
71	DANA	270,464	1,149	0	43,493	0.00%	0.01%	193	5
72	ZRC	247,000	1,049	0	0	0.00%	0.01%	494	2
73	KLASJE CELJE	176,617	750	0	0	0.00%	0.01%	504	7
74	UNITAS, LJUBLJANA	141,608	601	0	141,608	0.00%	0.01%	59	2
75	GRADIS, GP LJUBLJANA	86,611	368	0	0	0.00%	0.00%	192	1
76	IMP ČRPALKE LJUBLJANA	72,498	308	0	20,003	0.00%	0.00%	89	9
77	ŽELEZARNA RAVNE - MONTER DRAVOGRAD	59,500	253	0	0	0.00%	0.00%	70	1
78	MK TISKARNA	48,750	207	0	0	0.00%	0.00%	39	2
79	ŽITO INTES	45,884	195	0	0	0.00%	0.00%	172	3
80	UPIMO GROUP	40,996	174	0	0	0.00%	0.00%	50	2
81	AVTO CELJE	21,140	90	0	0	0.00%	0.00%	15	3
82	GORIŠKE OPEKARNE	0	0	0	0	0.00%	0.00%	0	0
83	PINUS TKI	0	0	0	0	0.00%	0.00%	0	0
84	SVILANIT KAMNIK	0	0	0	0	0.00%	0.00%	0	0
85	SWATY	0	0	0	0	0.00%	0.00%	0	0
86	UNIT-AS LJUBLJANA	0	0	0	0	0.00%	0.00%	0	0
87	JELEN GOSTINSKO PODJETJE	0	0	0	0	0.00%	0.00%	0	0
88	SAVINJA MOZIRJE	0	0	0	0	0.00%	0.00%	0	0
89	MURALES	0	0	0	0	0.00%	0.00%	0	0
90	INTARA	0	0	0	0	0.00%	0.00%	0	0
91	SATURNUS - AVTOOPREMA	0	0	0	0	0.00%	0.00%	0	0
92	KOMPAS HOTELI	0	0	0	0	0.00%	0.00%	0	0
93	INTERTRADE ITA	0	0	0	0	0.00%	0.00%	0	0
94	RTC KRVAVEC	0	0	0	0	0.00%	0.00%	0	0
95	GEA COLLEGE	0	0	0	0	0.00%	0.00%	0	0
96	TUS KO-SI	0	0	0	0	0.00%	0.00%	0	0
97	EGOLES	0	0	0	0	0.00%	0.00%	0	0
	Preferred shares	20,446,958	86,831	0	4,237,641	0.20%	0.76%	3,856	254
1	KD HOLDING	20,446,408	86,829	0	4,237,091	0.20%	0.76%	3,855	253
2	ZDRAVILIŠČE ROGAŠKA	550	2	0	550	0.00%	0.00%	1	1

2. Bonds

Issue	Total (in SIT)	Total (in EUR)	Block trades (in SIT)	Cross trades (in SIT)	Share in total turnover on free market	Share in turnover of bonds	Volume in pieces	Number of bargains
Total bonds	1,703,632,094	7,235,829	549,734,636	275,020,858	16.68%	100.00%	114,560	492
1 SLOV. ODŠKODNINSKA DRUŽBA 2 nd issue	1,176,992,679	4,998,475	103,494,345	242,086,055	11.52%	69.09%	96,188	467
2 BANKA KOPER 4 th issue	293,491,483	1,247,800	293,491,483	0	2.87%	17.23%	2,700	2
3 KD INVESTMENTS 1 st issue	199,824,479	847,902	152,748,808	0	1.96%	11.73%	15,214	10
4 NLB 8 th issue	29,353,846	124,800	0	29,353,846	0.29%	1.72%	120	1
5 PROBANKA 6 th issue	3,368,762	14,300	0	3,368,762	0.03%	0.20%	143	6
6 STANOVANJSKI SKLAD 3 rd issue	204,528	868	0	204,528	0.00%	0.01%	2	2
7 NAMA 1 st issue	160,016	680	0	0	0.00%	0.01%	160	1
8 BANKA VIPA 1 st issue	121,752	517	0	7,667	0.00%	0.01%	32	2
9 POŠTNA BANKA SLOVENIJE 2 nd issue	114,549	487	0	0	0.00%	0.01%	1	1
10 AUTOCOMMERCE 1 st issue	0	0	0	0	0.00%	0.00%	0	0
11 BANKA KOPER 3 rd issue	0	0	0	0	0.00%	0.00%	0	0
12 NLB 7 th issue	0	0	0	0	0.00%	0.00%	0	0
13 POŠTNA BANKA SLOVENIJE 3 rd issue	0	0	0	0	0.00%	0.00%	0	0
14 POTEZA, BPD 2 nd issue	0	0	0	0	0.00%	0.00%	0	0
15 PROBANKA 4 th issue	0	0	0	0	0.00%	0.00%	0	0
16 PROBANKA 5 th issue	0	0	0	0	0.00%	0.00%	0	0
17 SIP STROJNA INDUSTRIJA 1 st issue, A series	0	0	0	0	0.00%	0.00%	0	0
18 SIP STROJNA INDUSTRIJA 1 st issue, B series	0	0	0	0	0.00%	0.00%	0	0
19 UBK KONVERTIBILNE	0	0	0	0	0.00%	0.00%	0	0
Total free market (shares and bonds)	4,400,558,470	18,688,972	1,416,612,663	643,595,219	43.09%	-	1,210,409	6,609

3. Investment funds

Issue	Total (in SIT)	Total (in EUR)	Block trades (in SIT)	Cross trades (in SIT)	Share in total turnover on free market	Share in turnover of investment funds	Volume in pieces	Number of bargains
Total investment funds	5,813,047,043	24,691,263	2,104,823,057	572,380,251	56.91%	100.00%	51,384,202	14,789
1 Closed-end funds	3,777,053,468	16,045,495	1,446,420,392	275,836,417	36.98%	64.98%	18,875,920	6,323
2 Authorised closed-end funds	2,035,993,575	8,645,768	658,402,665	296,543,834	19.93%	35.02%	32,508,282	8,466

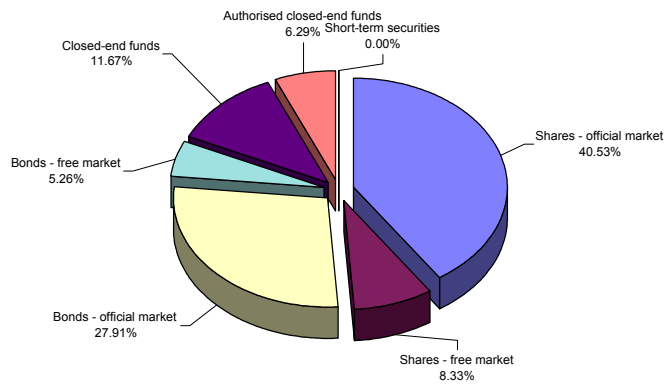
3.1. Closed-end funds

Issue	Total (in SIT)	Total (in EUR)	Block trades (in SIT)	Cross trades (in SIT)	Share in total turnover on free market	Share in turnover of closed-end funds	Volume in pieces	Number of bargains
Total closed-end funds	3,777,053,468	16,045,495	1,446,420,392	275,836,417	36.98%	100.00%	18,875,920	6,323
1 NFD 1, INVESTICIJSKI SKLAD	1,656,028,715	7,036,799	1,110,394,051	62,840,938	16.21%	43.84%	10,187,175	1,165
2 TRIGLAV STEBER I, ID	629,213,045	2,672,162	60,025,000	49,574,224	6.16%	16.66%	2,578,625	1,085
3 ZLATA MONETA I, ID	557,449,926	2,368,146	174,850,000	29,808,103	5.46%	14.76%	2,944,768	745
4 KD ID	422,028,161	1,792,435	101,151,341	18,240,777	4.13%	11.17%	2,884,626	1,029
5 INFOND ID	270,002,571	1,146,687	0	64,068,641	2.64%	7.15%	140,790	1,273
6 ID MAKSIMA	242,331,050	1,029,266	0	51,303,734	2.37%	6.42%	139,936	1,026

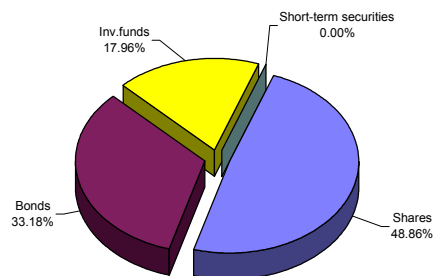
3.2. Authorised closed-end funds

Issue	Total (in SIT)	Total (in EUR)	Block trades (in SIT)	Cross trades (in SIT)	Share in total turnover on free market	Share in turnover of auth. closed-end funds	Volume in pieces	Number of bargains
Total authorised closed-end funds	2,035,993,575	8,645,768	658,402,665	296,543,834	19.93%	100.00%	32,508,282	8,466
1 NFD 2, INVESTICIJSKI SKLAD	533,779,160	2,265,405	376,466,410	84,597,044	19.93%	26.22%	9,749,576	1,118
2 KRONA SENIOR	439,933,132	1,868,622	53,835,000	37,903,020	5.23%	21.61%	4,551,331	886
3 POOBLAŠČENA POMURSKA INV. DRUŽBA	119,968,663	509,082	114,030,000	1,129,346	4.31%	5.89%	3,421,840	181
4 POMURSKA INVESTICIJSKA DRUŽBA 1	119,254,688	506,379	38,160,000	10,943,848	1.17%	5.86%	574,519	203
5 INFOND PID	106,135,695	450,787	0	12,212,770	1.17%	5.21%	1,751,139	1,094
6 PID ZVON DVA	105,016,118	445,994	0	7,736,258	1.04%	5.16%	2,246,333	584
7 PID ZVON ENA	91,781,287	390,151	0	13,627,118	1.03%	4.51%	611,907	282
8 SETEV, PID	82,055,583	348,682	75,911,255	270,502	0.90%	4.03%	2,352,014	70
9 ATENA PID	79,190,315	336,280	0	12,309,415	0.90%	3.89%	864,002	429
10 ZLATA MONETA II, PID	69,857,701	296,723	0	26,465,882	0.78%	3.43%	1,441,874	440
11 KD PID	62,550,334	223,247	0	7,362,873	0.68%	2.58%	1,069,003	632
12 PID VIPA INVEST	50,631,840	215,136	0	32,631,454	0.51%	2.49%	512,892	156
13 TRIGLAV STEBER, PID	48,524,702	206,115	0	14,463,825	0.50%	2.38%	1,131,327	775
14 ARKADA ENA, PID	35,509,593	150,818	0	4,028,597	0.48%	1.74%	390,177	215
15 MODRA LINIJA PID	34,936,169	148,397	0	12,413,784	0.35%	1.72%	199,043	158
16 PID MAKSIMA	28,918,450	122,812	0	6,979,789	0.34%	1.42%	673,670	690
17 TRDNJAVA I, PID	7,722,024	32,771	0	6,014,591	0.28%	0.38%	194,543	24
18 KS-sklad 2, POOBLAŠČENA INV. DRUŽBA	5,354,572	22,740	0	1,429,911	0.08%	0.26%	136,486	64
19 TRDNJAVA, PID	5,109,622	21,696	0	136,345	0.05%	0.25%	128,077	53
20 VIZIJA I., PID	4,939,004	20,973	0	2,118,050	0.05%	0.24%	89,800	80
21 MERCATA PID	3,995,694	16,966	0	855,042	0.05%	0.20%	109,794	93
22 NIKA, PID	3,924,605	16,667	0	153,644	0.04%	0.19%	110,546	63
23 KS - SKLAD 4	2,392,303	10,159	0	340,681	0.04%	0.12%	65,419	58
24 MERCATA 1 PID	2,322,248	9,862	0	308,839	0.02%	0.11%	64,929	87
25 CAPINVEST 2, PID	1,178,075	5,003	0	86,031	0.02%	0.06%	31,890	15
26 NIKA, PID 2	1,011,998	4,301	0	25,175	0.01%	0.05%	36,151	16
Short-term securities	0	0	0	0	0.00%	-	0	0
Total free market	10,213,605,513	43,380,235	3,521,435,720	1,215,975,470	100.00%	-	52,594,611	21,398
Total turnover in October 2003	32,368,990,690	137,464,640	16,536,451,359	3,057,768,323	-	-	54,789,637	31,092

Structure of turnover by securities in October 2003



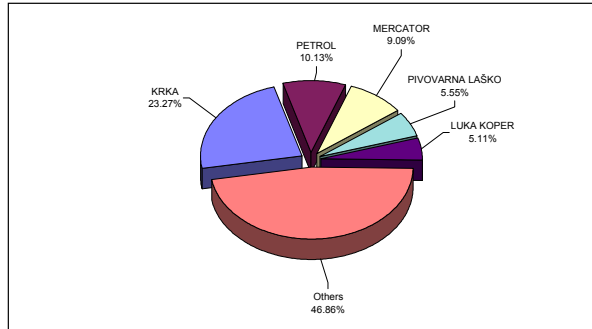
Structure of turnover by securities - all markets - October 2003



C3) MOST TRADED SECURITIES IN OCTOBER 2003

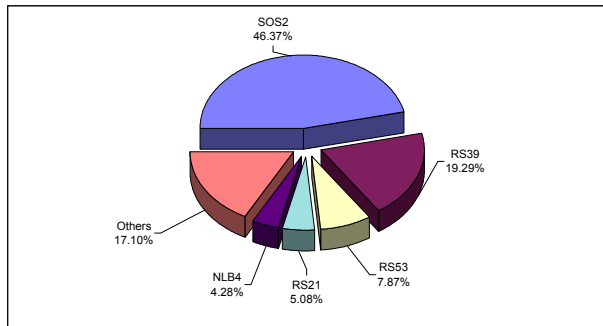
MOST TRADED SHARES

Issuer	Turnover (in SIT) - order book trades only	Market capitalisation as of 31 Oct 2003 (in SIT)	Number of bargains - order book trades only
KRKA	2,282,275,858 SIT	175,989,550,536 SIT	2,156
PETROL	993,503,583 SIT	103,137,566,751 SIT	945
MERCATOR	891,542,606 SIT	89,914,803,588 SIT	850
PIVOVARNA LAŠKO	544,081,096 SIT	58,109,077,659 SIT	432
LUKA KOPER	500,906,627 SIT	46,907,943,600 SIT	640
Others	4,596,876,071 SIT	736,079,931,838 SIT	9,395
Total	9,809,185,841 SIT	1,210,138,873,971 SIT	14,418



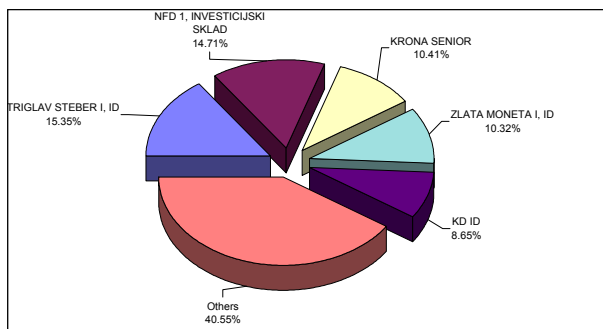
MOST TRADED BONDS

Issue	Turnover (in SIT) - order book trades only	Market capitalisation as of 31 Oct 2003 (in SIT)	Number of bargains - order book trades only
SLOVENSKA ODŠKODNINSKA DRUŽBA 2 nd issue	1,073,498,334 SIT	129,110,562,254 SIT	465
REPUBLIKA SLOVENIJA 39 th issue	446,505,760 SIT	29,175,000,000 SIT	1,051
REPUBLIKA SLOVENIJA 53 rd issue	182,304,962 SIT	24,746,599,500 SIT	25
REPUBLIKA SLOVENIJA 21 st issue	117,707,367 SIT	17,390,000,000 SIT	25
NLB 2 nd issue, B series	99,192,119 SIT	1,203,156,100 SIT	4
Others	395,920,962 SIT	655,312,156,767 SIT	238
Total	2,315,129,504 SIT	856,937,474,620 SIT	1,808



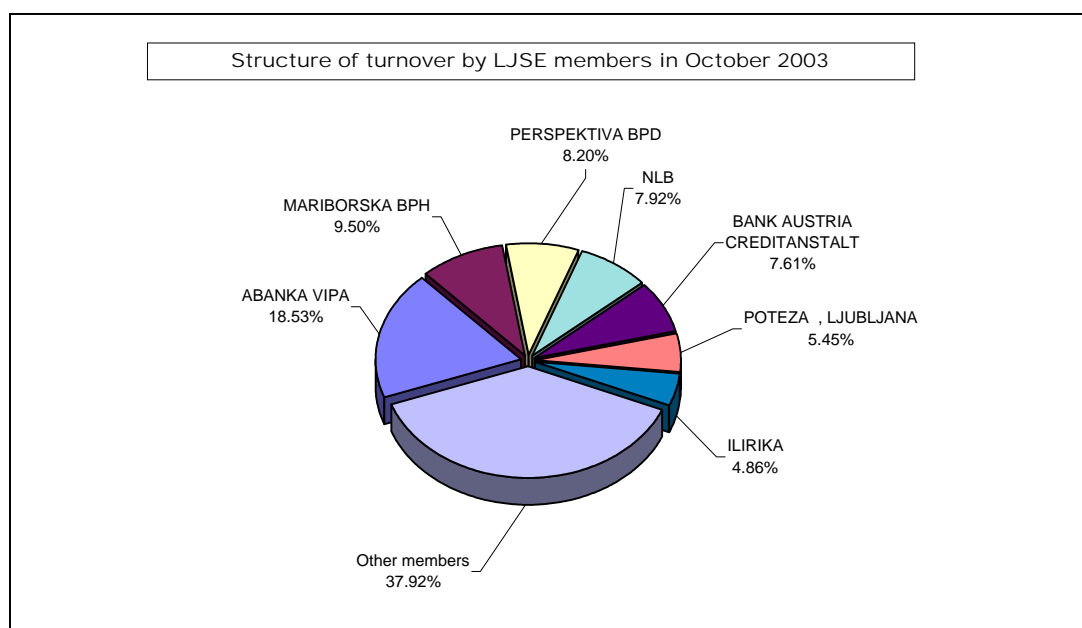
MOST TRADED INVESTMENT FUNDS

INVESTMENT FUNDS	Turnover (in SIT) - order book trades only	Market capitalisation as of 31 Oct 2003 (in SIT)	Number of bargains - order book trades only
TRIGLAV STEBER I, ID	569,188,045 SIT	36,056,261,791 SIT	1,084
NFD 1, INVESTICIJSKI SKLAD	545,634,664 SIT	34,932,638,462 SIT	1,163
KRONA SENIOR	386,098,132 SIT	7,502,895,687 SIT	885
ZLATA MONETA I, ID	382,599,926 SIT	13,462,862,336 SIT	744
KD ID	320,876,820 SIT	13,887,001,896 SIT	1,027
Others	1,503,826,399 SIT	151,588,391,698 SIT	9,875
Total	3,708,223,986 SIT	257,430,051,871 SIT	14,778



C4) TURNOVER BY LJSE MEMBERS IN OCTOBER 2003

	Member	Official market (in SIT)	Free market (in SIT)	Total (in SIT)	Share in turnover
1	ABANKA VIPA	9,213,988,635 SIT	2,782,851,122 SIT	11,996,839,757 SIT	18.53%
2	MARIBORSKA BPH	5,426,224,365 SIT	726,362,331 SIT	6,152,586,696 SIT	9.50%
3	PERSPEKTIVA BPD	4,535,497,833 SIT	771,650,985 SIT	5,307,148,818 SIT	8.20%
4	NLB	2,794,139,911 SIT	2,336,160,249 SIT	5,130,300,160 SIT	7.92%
5	BANK AUSTRIA CREDITANSTALT	4,735,346,840 SIT	190,631,055 SIT	4,925,977,895 SIT	7.61%
6	POTEZA , LJUBLJANA	1,767,169,885 SIT	1,763,474,309 SIT	3,530,644,194 SIT	5.45%
7	ILIRIKA	2,236,520,583 SIT	909,926,957 SIT	3,146,447,540 SIT	4.86%
8	PM&A BPD	1,334,266,942 SIT	1,166,542,206 SIT	2,500,809,148 SIT	3.86%
9	AC - BORZNO POSREDNIŠKA HIŠA	1,562,026,942 SIT	881,484,299 SIT	2,443,511,241 SIT	3.77%
10	PFC INTERFIN	1,275,882,738 SIT	991,241,035 SIT	2,267,123,773 SIT	3.50%
11	SKB BANKA	1,778,170,278 SIT	385,377,865 SIT	2,163,548,143 SIT	3.34%
12	PROBANKA	540,198,625 SIT	1,399,791,948 SIT	1,939,990,573 SIT	3.00%
13	ARGONOS BPH	806,035,236 SIT	1,016,721,456 SIT	1,822,756,692 SIT	2.82%
14	SLOVENSKA ZADRUŽNA KMETIJSKA BANKA	719,066,045 SIT	1,074,029,951 SIT	1,793,095,996 SIT	2.77%
15	FACTOR BANKA	1,323,718,918 SIT	327,411,122 SIT	1,651,130,040 SIT	2.55%
16	GBD GORENJSKA BORZNO POSREDNIŠKA DRUŽBA	697,349,548 SIT	854,650,737 SIT	1,552,000,285 SIT	2.40%
17	MEDVEŠEK PUŠNIK	918,337,860 SIT	462,401,422 SIT	1,380,739,282 SIT	2.13%
18	RAIFFEISEN KREKOVA BANKA	473,214,351 SIT	526,176,973 SIT	999,391,324 SIT	1.54%
19	CERTIUS BPH	273,674,507 SIT	535,879,478 SIT	809,553,985 SIT	1.25%
20	CELJSKA BORZNO-POSREDNIŠKA HIŠA	345,321,129 SIT	426,647,612 SIT	771,968,741 SIT	1.19%
21	PUBLIKUM	535,242,686 SIT	169,196,010 SIT	704,438,696 SIT	1.09%
22	BANKA KOPER	527,656,607 SIT	129,141,629 SIT	656,798,236 SIT	1.01%
23	MOJA DELNICA BPH	271,764,840 SIT	249,394,911 SIT	521,159,751 SIT	0.81%
24	VERITAS BH	118,022,285 SIT	227,227,193 SIT	345,249,478 SIT	0.53%
25	B P H	69,088,926 SIT	94,488,365 SIT	163,577,291 SIT	0.25%
26	COGITO BIS B.H.	24,981,739 SIT	13,291,579 SIT	38,273,318 SIT	0.06%
27	GORENJSKA BANKA	7,862,098 SIT	15,058,212 SIT	22,920,310 SIT	0.04%
	Total	44,310,770,352 SIT	20,427,211,011 SIT	64,737,981,363 SIT	100.00%



C5) TURNOVER IN YEARS 2002 AND 2003

MONTHLY TURNOVER ON OFFICIAL MARKET

Year 2002 Month	Number of trading days	Turnover (in SIT)		average	Number of bargains	
		per month	average per day	per bargain	per month	average per day
October	22	31,821,503,554	1,446,431,980	2,291,625	13,886	631
November	20	25,402,933,277	1,270,146,664	1,697,149	14,968	748
December	19	41,787,952,840	2,199,365,939	3,645,464	11,463	603
TOTAL	247	322,660,119,936			146,013	
AVERAGE 2002	21	26,888,343,328	1,306,316,275	2,209,804	12,168	591
Year 2003						
January	20	31,218,935,077	1,560,946,754	3,147,387	9,919	496
February	20	14,685,502,567	734,275,128	1,878,903	7,816	391
March	21	15,725,302,818	748,823,944	1,826,400	8,610	410
April	21	12,260,388,500	583,828,024	1,830,728	6,697	319
May	20	12,674,122,498	633,706,125	2,337,968	5,421	271
June	20	12,663,713,847	633,185,692	2,413,975	5,246	262
July	23	12,737,762,517	553,815,762	2,313,853	5,505	239
August	20	16,826,694,518	841,334,726	2,269,584	7,414	371
September	22	17,706,234,832	804,828,856	1,824,257	9,706	441
October	22	22,155,385,177	1,007,062,963	2,285,474	9,694	441
TOTAL	209	168,654,042,351			76,028	
AVERAGE 2003	21	16,865,404,235	806,957,140	2,218,315	7,603	364

MONTHLY TURNOVER ON FREE MARKET *

Year 2002 Month	Number of trading days	Turnover (in SIT)		average	Number of bargains	
		per month	average per day	per bargain	per month	average per day
October	22	20,786,909,622	944,859,528	626,451	33,182	1,508
November	20	14,931,082,803	746,554,140	498,218	29,969	1,498
December	19	20,256,196,959	1,066,115,629	418,551	48,396	2,547
TOTAL	247	158,380,716,772			306,792	
AVERAGE 2002	21	13,198,393,064	641,217,477	516,248	25,566	1,242
Year 2003						
January	20	10,280,770,873	514,038,544	541,977	18,969	948
February	20	11,697,210,667	584,860,533	505,279	23,150	1,158
March	21	9,157,982,800	436,094,419	479,024	19,118	910
April	21	8,869,272,571	422,346,313	473,457	18,733	892
May	20	5,967,011,896	298,350,595	348,439	17,125	856
June	20	11,086,277,540	554,313,877	603,368	18,374	919
July	23	9,869,426,621	429,105,505	451,174	21,875	951
August	20	10,025,353,802	501,267,690	513,410	19,527	976
September	22	11,185,492,263	508,431,467	522,735	21,398	973
October	22	10,213,605,513	464,254,796	477,316	21,398	973
TOTAL	209	98,352,404,546			199,667	
AVERAGE 2003	21	9,835,240,455	470,585,668	492,582	19,967	955

* Includes the turnover of shares, bonds, inv.funds, short-term securities and pension coupons (excluded on 1 Jan 2003)

MONTHLY TURNOVER ON ALL MARKETS

Year 2002	Number of trading days	Turnover (in SIT)		average	Number of bargains	
Month		per month	average per day	per bargain	per month	average per day
October	22	52,608,413,176	2,391,291,508	1,117,711	47,068	2,139
November	20	40,334,016,080	2,016,700,804	897,568	44,937	2,247
December	19	62,044,149,799	3,265,481,568	1,036,505	59,859	3,150
TOTAL	247	481,040,836,708			452,805	
AVERAGE 2002	21	40,086,736,392	1,947,533,752	1,062,358	37,734	1,833
Year 2003						
January	20	41,499,705,950	2,074,985,298	1,436,572	28,888	1,444
February	20	26,382,713,234	1,319,135,662	851,990	30,966	1,548
March	21	24,883,285,618	1,184,918,363	897,406	27,728	1,320
April	21	21,129,661,071	1,006,174,337	830,895	25,430	1,211
May	20	18,641,134,394	932,056,720	826,805	22,546	1,127
June	20	23,749,991,387	1,187,499,569	1,005,503	23,620	1,181
July	23	22,607,189,138	982,921,267	825,683	27,380	1,190
August	20	26,852,048,320	1,342,602,416	996,698	26,941	1,347
September	22	28,891,727,095	1,313,260,323	928,875	31,104	1,414
Oktober	22	32,368,990,690	1,471,317,759	1,041,071	31,092	1,413
TOTAL	209	267,006,446,897			275,695	
AVERAGE 2003	21	26,700,644,690	1,277,542,808	968,485	27,570	1,319

TURNOVER BY SECURITIES ON ALL MARKETS OF LJUBLJANA STOCK EXCHANGE IN YEARS 2003 - 1990

Total turnover and number of bargains

Year	Number of trading days	Turnover (in SIT)		average	Number of bargains	
		per year	average per day	per bargain	per year	average per day
2003	209	267,006,446,897	1,277,542,808	968,485	275,695	1,319
2002	247	481,040,836,708	1,947,533,752	1,062,358	452,805	1,833
2001	247	348,643,571,200	1,411,512,434	1,088,977	320,157	1,296
2000	249	269,617,104,598	1,082,799,617	679,818	396,602	1,593
1999	254	265,671,058,734	1,045,949,050	594,292	447,038	1,760
1998	252	173,374,959,032	687,995,869	729,680	237,604	943
1997	249	108,296,251,892	434,924,706	771,594	140,354	564
1996	240	87,004,346,423	362,518,110	662,875	131,253	547
1995	247	88,098,296,414	356,673,265	722,573	121,923	494
1994	252	112,830,429,696	447,739,800	1,078,252	104,642	415
1993	251	87,387,724,215	348,158,264	1,808,072	48,332	193
1992	106	22,710,966,299	214,254,399	3,678,485	6,174	58
1991	98	1,674,875,622	17,090,568	531,707	3,150	32
1990	62	13,545,000	218,468	52,096	260	4

Average turnover and number of bargains

Year	Turnover (in SIT)			Number of bargains	
	per month	per day	per bargain	per month	per day
2003	26,700,644,690	1,277,542,808	968,485	27,570	1,319
2002	40,086,736,392	1,947,533,752	1,062,358	37,734	1,833
2001	29,053,630,933	1,411,512,434	1,088,977	26,680	1,296
2000	22,468,092,050	1,082,799,617	679,818	33,050	1,593
1999	22,139,254,895	1,045,949,050	594,292	37,253	1,760
1998	14,447,913,253	687,995,869	729,680	19,800	943
1997	9,024,687,658	434,924,706	771,594	11,696	564
1996	7,250,362,202	362,518,110	662,875	10,938	547
1995	7,341,524,701	356,673,265	722,573	10,160	494
1994	9,402,535,808	447,739,800	1,078,252	8,720	415
1993	7,282,310,351	348,158,264	1,808,072	4,028	193
1992	1,892,580,525	214,254,399	3,678,485	515	58
1991	139,572,969	17,090,568	531,707	263	32
1990	1,128,750	218,468	52,096	22	4

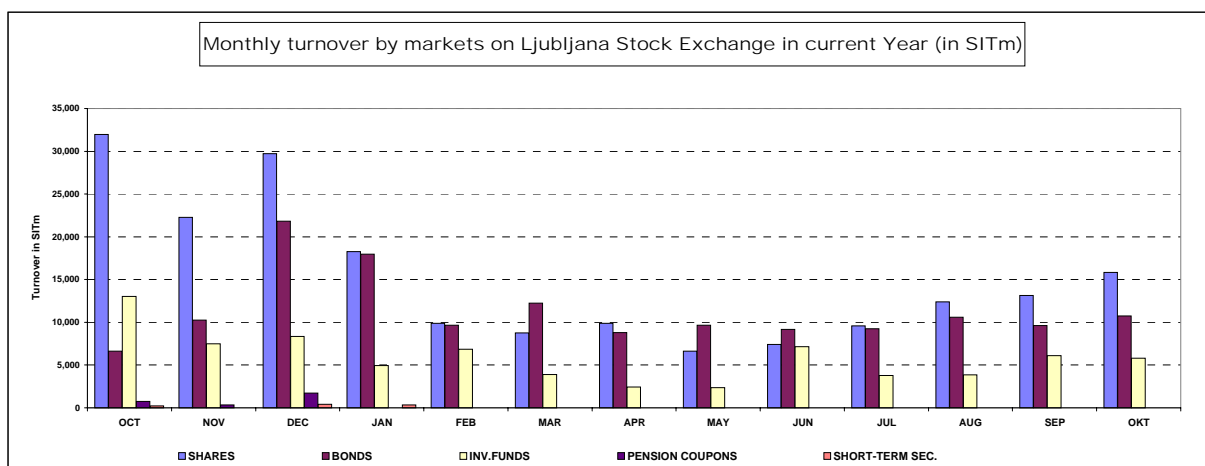
STRUCTURE OF TURNOVER

MONTHLY TURNOVER BY MARKETS ON LJUBLJANA STOCK EXCHANGE FROM OCTOBER 2002 TO OCTOBER 2003 (in SIT)

YEAR 2002	OFFICIAL MARKET		FREE MARKET		CLOSED-END FUNDS	AUTHORISED CLOSED-END FUNDS	PENSION COUPONS	SHORT-TERM SECURITIES	TOTAL
	SHARES	BONDS	SHARES	BONDS					
October	26,926,761,883	4,894,741,671	5,022,780,647	1,739,044,477	7,703,798,067	5,337,682,913	749,120,697	234,482,821	52,608,413,176
November	17,686,683,796	7,716,249,481	4,580,412,535	2,526,434,583	3,955,737,883	3,520,267,848	348,229,954	0	40,334,016,080
December	23,298,004,818	18,489,948,022	6,410,455,131	3,351,798,096	3,030,024,834	5,302,275,946	1,734,265,589	427,377,363	62,044,149,799
Total 2002	237,887,493,308	84,772,626,628	40,950,115,213	25,798,593,581	21,125,726,271	64,614,277,243	5,230,144,279	661,860,184	481,040,836,707
YEAR 2003									
January	15,501,985,498	15,716,949,579	2,750,697,153	2,250,925,976	1,822,652,590	3,108,385,154	excluded 1 Jan 2003	348,110,000	41,499,705,950
February	7,105,127,358	7,580,375,209	2,770,161,900	2,080,499,702	3,218,326,430	3,628,222,635	-	0	26,382,713,234
March	5,265,613,629	10,459,689,189	3,493,589,876	1,772,940,188	1,537,002,303	2,354,450,433	-	0	24,883,285,618
April	5,255,687,698	7,004,700,802	4,642,547,508	1,788,227,265	1,020,587,047	1,417,910,751	-	0	21,129,661,071
May	4,487,349,440	8,186,773,058	2,136,389,832	1,461,588,896	699,513,232	1,669,519,936	-	0	18,641,134,394
June	5,523,599,700	7,140,114,147	1,892,258,472	2,040,567,812	3,720,791,735	3,432,659,521	-	0	23,749,991,387
July	4,943,906,004	7,793,856,513	4,646,661,840	1,441,930,844	1,803,613,559	1,977,220,378	-	0	22,607,189,138
August	7,706,571,054	9,120,123,464	4,682,619,663	1,491,671,447	1,817,172,325	2,033,890,367	-	0	26,852,048,320
September	10,935,618,595	6,770,616,237	2,205,700,073	2,866,239,219	3,989,783,455	2,123,769,516	-	0	28,891,727,095
Oktober	13,119,846,272	9,035,538,905	2,696,926,376	1,703,632,094	3,777,053,468	2,035,993,575	-	0	32,368,990,690
TOTAL 2003	79,845,305,248	88,808,737,103	31,917,552,693	18,898,223,443	23,406,496,144	23,782,022,266	-	348,110,000	267,006,446,897

MONTHLY TURNOVER BY SECURITIES ON LJUBLJANA STOCK EXCHANGE IN CURRENT YEAR (in SIT)

YEAR 2002	SHARES	BONDS	INVESTMENT FUNDS	PENSION COUPONS	SHORT-TERM SECURITIES	TOTAL
October	31,949,542,530	6,633,786,148	13,041,480,980	749,120,697	234,482,821	52,608,413,176
November	22,267,096,331	10,242,684,064	7,476,005,731	348,229,954	0	40,334,016,080
December	29,708,459,949	21,841,746,118	8,332,300,780	1,734,265,589	427,377,363	62,044,149,799
Total 2002	278,837,608,521	110,571,220,209	85,740,003,514	5,230,144,279	661,860,184	481,040,836,707
YEAR 2003						
January	18,252,682,651	17,967,875,555	4,931,037,744	-	348,110,000	41,499,705,950
February	9,875,289,258	9,660,874,911	6,846,549,065	-	0	26,382,713,234
Marec	8,759,203,505	12,232,629,377	3,891,452,736	-	0	24,883,285,618
April	9,898,235,206	8,792,928,067	2,438,497,798	-	0	21,129,661,071
May	6,623,739,272	9,648,361,954	2,369,033,168	-	0	18,641,134,394
June	7,415,858,172	9,180,681,959	7,153,451,256	-	0	23,749,991,387
July	9,590,567,844	9,235,787,357	3,780,833,937	-	0	22,607,189,138
August	12,389,190,717	10,611,794,911	3,851,062,692	-	0	26,852,048,320
September	13,141,318,668	9,636,855,456	6,113,552,971	-	0	28,891,727,095
Oktober	15,816,772,648	10,739,170,999	5,813,047,043	-	0	32,368,990,690
TOTAL 2003	111,762,857,941	107,706,960,546	47,188,518,410	-	348,110,000	267,006,446,897



D) MARKET CAPITALISATION

MARKET CAPITALISATION - OFFICIAL MARKET (in SIT)

	31 Oct 2002	31 Dec 2002	30 Sep 2003	31 Oct 2003	Index 31 Oct 2003 / 30 Sep 2003	Index 31 Oct 2003 / 31 Dec 2002	Index 31 Oct 2003 / 31 Oct 2002	Share
SHARES	1,052,028,069,278	1,010,570,041,658	895,927,058,622	908,731,259,642	101	90	86	56.48%
Banks	31,452,487,250	33,896,698,650	2,320,000,000	2,320,000,000	100	7	7	0.26%
Companies	1,020,575,582,028	976,673,343,008	893,607,058,622	906,411,259,642	101	93	89	99.74%
BONDS	473,819,292,133	542,643,632,999	662,780,915,440	700,175,289,702	106	129	148	43.52%
State	421,607,739,584	487,019,103,209	569,624,726,372	602,587,203,082	106	124	143	86.06%
Banks	44,305,748,832	47,711,720,325	74,977,498,638	79,401,484,166	106	166	179	11.34%
Companies	7,905,803,716	7,912,809,466	18,178,690,430	18,186,602,454	100	230	230	2.60%
TOTAL	1,525,847,361,411	1,553,213,674,657	1,558,707,974,062	1,608,906,549,344	103	104	105	100.00%

MARKET CAPITALISATION - FREE MARKET (in SIT)

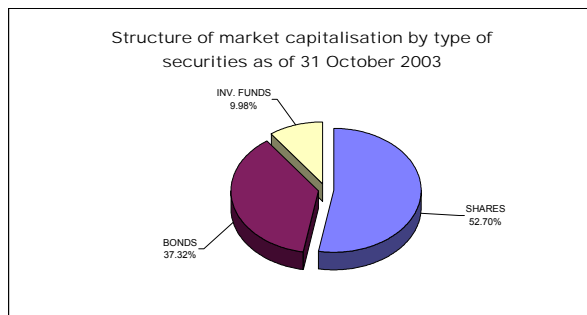
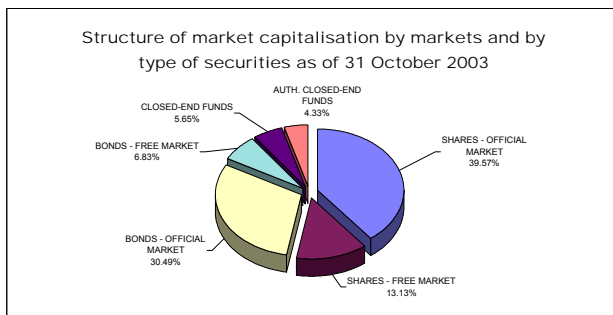
	31 Oct 2002	31 Dec 2002	30 Sep 2003	31 Oct 2003	Index 31 Oct 2003 / 30 Sep 2003	Index 31 Oct 2003 / 31 Dec 2002	Index 31 Oct 2003 / 31 Oct 2002	Share
SHARES	218,559,257,864	222,537,194,239	277,901,574,693	301,407,614,329	108	135	138	43.85%
Banks	1,517,700,000	1,517,700,000	-	-	-	-	-	-
Companies	217,041,557,864	221,019,494,239	277,901,574,693	301,407,614,329	108	136	139	100.00%
BONDS	131,174,879,146	148,095,012,559	156,325,407,854	156,762,184,918	100	106	120	22.80%
State	118,862,799,549	123,062,417,619	130,329,107,044	131,159,271,722	101	107	110	83.67%
Banks	6,365,203,047	19,058,543,599	20,807,343,600	20,478,604,059	98	107	322	13.06%
Companies	5,946,876,550	5,974,051,341	5,188,957,210	5,124,309,138	99	86	86	3.27%
PENSION COUPONS	5,058,845,472	6,549,976,331	-	-	-	-	-	-
CLOSED-END FUNDS	96,348,992,781	94,139,829,652	127,699,218,373	129,751,451,294	102	138	-	18.88%
AUTH. CLOSED-END FUNDS	143,366,960,406	149,671,335,336	129,730,833,497	99,489,126,766	77	66	69	14.47%
TOTAL *	498,159,942,887	620,993,348,117	691,657,034,418	687,410,377,308	99	111	138	100.00%
TOTAL SHARES	1,270,587,327,142	1,233,107,235,897	1,173,828,633,315	1,210,138,873,971	103	98	95	52.70%
TOTAL BONDS	604,994,171,279	690,738,645,559	819,106,323,294	856,937,474,620	105	124	142	37.32%
PENSION COUPONS	5,058,845,472	6,549,976,331	-	-	-	-	-	-
INVESTMENT FUNDS	239,715,953,187	243,811,164,988	257,430,051,871	229,240,578,060	89	94	96	9.98%
TOTAL CAPITALISATION ON LJSE *	2,120,356,297,080	2,174,207,022,774	2,250,365,008,479	2,296,316,926,652	102	106	108	100.00%

* investment funds are included in market capitalisation

On 31 October 2003, the total market capitalisation of all shares traded, without investment funds, on the Ljubljana Stock Exchange (SIT 1,210.1 billion) corresponded to 22.9% of GDP in 2002 - SIT 5,284 billion (at current prices; as reported by the Statistical Office of the Republic of Slovenia).

EXCHANGE RATES

1USD=232.553 SIT as of 31 Oct 2002	1USD=222.0491 SIT as of 30 Dec 2002	1USD=206.1414 SIT as of 30 Sep 2003	1USD=201.3032 SIT as of 31 Oct 2003
1EUR=228.9717 SIT as of 31 Oct 2002	1EUR=230.2205 SIT as of 30 Dec 2002	1EUR=235.1887 SIT as of 30 Sep 2003	1EUR=235.726 SIT as of 31 Oct 2003



D1) MARKET CAPITALISATION OF SHARES - OFFICIAL MARKET

Issue	Number of shares traded	Number of issued shares	Share of traded shares	Price as of 31 Oct 2003	Market capitalisation as of 31 Oct 2003 (in SIT)	Market capitalisation as of 31 Oct 2003 (in EUR)	Market capitalisation as of 31 Oct 2003 (in USD)
Common shares	-	-	-	-	906,411,259,642	3,845,190,007	4,502,716,597
1 KRKA	3,542,612	3,542,612	100.00%	49,678 SIT	175,989,560,101	746,585,273	874,251,180
2 PETROL	2,086,301	2,086,301	100.00%	49,436 SIT	103,137,562,579	437,531,552	512,349,345
3 MERCATOR	3,208,504	3,208,504	100.00%	28,024 SIT	89,914,795,246	381,437,751	446,663,517
4 PIVOVARNA LAŠKO	8,747,652	8,747,652	100.00%	6,643 SIT	58,109,077,659	246,511,109	288,664,451
5 GORENJE	12,200,000	12,200,000	100.00%	4,709 SIT	57,449,312,000	243,712,242	285,386,978
6 SAVA	1,720,987	1,720,987	100.00%	27,388 SIT	47,133,772,401	199,951,522	234,143,185
7 LUKA KOPER	7,140,000	7,140,000	100.00%	6,570 SIT	46,907,943,600	198,993,508	233,021,351
8 ISTRABENZ	5,180,000	5,180,000	100.00%	9,026 SIT	46,755,664,200	198,347,506	232,264,883
9 INTEREUROPA	7,902,413	7,902,413	100.00%	5,152 SIT	40,711,809,342	172,708,184	202,241,243
10 PIVOVARNA UNION	451,114	451,114	100.00%	83,000 SIT	37,442,462,000	158,838,915	186,000,332
11 MERKUR	1,214,585	1,214,585	100.00%	24,474 SIT	29,725,401,060	126,101,495	147,664,821
12 DROGA PORTOROŽ	282,768	282,768	100.00%	88,000 SIT	24,883,584,000	105,561,474	123,612,461
13 TERME ČATEŽ	674,971	674,971	100.00%	27,299 SIT	18,426,033,329	78,167,166	91,533,733
14 KOLINSKA	3,166,992	3,169,525	99.92%	5,699 SIT	18,048,339,039	76,564,906	89,657,487
15 DELO	667,464	667,464	100.00%	27,000 SIT	18,021,528,000	76,451,168	89,524,300
16 SALUS	134,980	134,980	100.00%	107,482 SIT	14,507,939,257	61,545,775	72,070,088
17 ŽITO	348,765	348,765	100.00%	34,718 SIT	12,108,454,659	51,366,649	60,150,334
18 ETOL	274,576	274,576	100.00%	44,000 SIT	12,081,344,000	51,251,640	60,015,658
19 AERODROM	1,936,229	1,936,229	100.00%	6,000 SIT	11,617,374,000	49,283,380	57,710,826
20 RADENSKA	5,061,856	5,061,856	100.00%	1,522 SIT	7,704,651,018	32,684,774	38,273,863
21 TERME 3000	3,184,444	3,184,444	100.00%	2,001 SIT	6,372,072,444	27,031,691	31,654,104
22 COMET	1,700,688	1,700,688	100.00%	3,478 SIT	5,915,026,878	25,092,806	29,383,670
23 ŽIVILA KRANJ	319,997	319,997	100.00%	17,700 SIT	5,663,946,900	24,027,672	28,136,398
24 MLINOTEST	2,389,177	2,389,177	100.00%	1,899 SIT	4,536,927,664	19,246,615	22,537,782
25 KOMPAS MTS	3,526,714	3,526,714	100.00%	1,082 SIT	3,816,962,562	16,192,370	18,961,261
26 DELO PRODAJA	593,549	593,549	100.00%	5,921 SIT	3,514,462,984	14,909,102	17,458,555
27 EMONA OBALA KOPER	1,741,456	1,741,456	100.00%	1,730 SIT	3,013,241,317	12,782,813	14,968,671
28 TEHNOUNION	84,005	84,005	100.00%	12,101 SIT	1,016,544,505	4,312,399	5,049,818
29 GRADB.PODJETJE GROSUPLJE	199,411	199,411	100.00%	4,900 SIT	977,113,900	4,145,126	4,853,941
30 GEODETSKI ZAVOD SLOVENIJE	379,820	379,820	100.00%	1,900 SIT	721,658,000	3,061,427	3,584,931
31 NIKA	186,695	186,695	100.00%	1,000 SIT	186,695,000	792,000	927,432
Preferred shares	-	-	-	-	2,320,000,000	9,841,935	11,524,904
1 PROBANKA	400,000	400,000	100.00%	5,800 SIT	2,320,000,000	9,841,935	11,524,904
TOTAL SHARES	-	-	-	-	908,731,259,642	3,855,031,942	4,514,241,501

EXCHANGE RATES	1 USD=	201.3032 SIT as of 31 Oct 2003
	1 EUR=	235.726 SIT as of 31 Oct 2003

MARKET CAPITALISATION OF SHARES - FREE MARKET

Issue	Number of shares traded	Number of issued shares	Share of traded shares	Price as of 31 Oct 2003	Market capitalisation as of 31 Oct 2003 (in SIT)	Market capitalisation as of 31 Oct 2003 (in EUR)	Market capitalisation as of 31 Oct 2003 (in USD)
Common shares	-	-	-	-	299,964,549,600	1,272,513,637	1,490,113,171
1 HELIOS	219,861	219,861	100.00%	119,010 SIT	26,165,657,610	111,000,304	129,981,330
2 CINKARNA	812,477	814,626	99.74%	26,447 SIT	21,487,676,716	91,155,310	106,742,847
3 ZVON ENA HOLDING	11,520,720	11,520,720	100.00%	1,581 SIT	18,209,880,446	77,250,199	90,459,965
4 JUTEKS	641,432	641,432	100.00%	26,698 SIT	17,125,105,480	72,648,352	85,071,203
5 AKTIVA INVEST	775,110	775,110	100.00%	21,865 SIT	16,947,640,630	71,895,508	84,189,624
6 INFOND HOLDING	16,833,414	16,833,414	100.00%	920 SIT	15,484,215,868	65,687,348	76,919,869
7 KD GROUP, finančna družba	186,436	186,436	100.00%	74,518 SIT	13,892,752,087	58,936,019	69,014,065
8 BELINKA HOLDING	2,702,532	2,702,532	100.00%	5,000 SIT	13,512,660,000	57,323,588	67,125,908
9 LESNINA	76,495	76,495	100.00%	176,000 SIT	13,463,108,526	57,113,380	66,879,754
10 TRIGLAV, finančna družba	6,356,989	6,356,989	100.00%	1,202 SIT	7,641,100,778	32,415,180	37,958,168
11 MAKSIMA HOLDING	6,399,850	6,399,850	100.00%	1,193 SIT	7,633,037,097	32,380,972	37,918,111
12 DZS	1,429,368	1,686,384	84.76%	4,390 SIT	6,274,839,758	26,619,209	31,171,088
13 KD HOLDING	924,969	924,969	100.00%	6,683 SIT	6,182,011,812	26,225,413	30,709,953
14 FRUCTAL	2,504,151	2,505,613	99.94%	2,400 SIT	6,009,962,400	25,495,543	29,855,275
15 CETIS	200,000	220,642	90.64%	26,150 SIT	5,230,000,000	22,186,776	25,980,710
16 TOSAMA	295,670	295,670	100.00%	15,500 SIT	4,582,885,000	19,441,576	22,766,081
17 GRAND HOTEL UNION	1,814,613	1,814,613	100.00%	2,500 SIT	4,536,713,961	19,245,709	22,536,721
18 NAMA	2,861,310	2,861,310	100.00%	1,500 SIT	4,292,394,197	18,209,252	21,323,030
19 SLOVENIJALES	273,604	273,604	100.00%	14,000 SIT	3,830,456,000	16,249,612	19,028,292
20 PINUS RAČE	133,383	133,383	100.00%	28,700 SIT	3,828,092,100	16,239,584	19,016,549
21 ETRA 33	45,423	45,423	100.00%	81,900 SIT	3,720,143,700	15,781,644	18,480,301
22 MESNA INDUSTRIJA PRIMORSKE	1,478,742	1,478,742	100.00%	2,400 SIT	3,548,803,351	15,054,781	17,629,145
23 HOTELI PALACE	2,346,102	2,346,102	100.00%	1,500 SIT	3,519,153,000	14,928,998	17,481,853
24 SWATY	288,940	288,940	100.00%	12,000 SIT	3,467,280,000	14,708,942	17,224,167
25 GORENJSKI TISK	960,176	1,070,328	89.71%	3,600 SIT	3,456,633,600	14,663,777	17,171,280
26 MEDALJON	1,734,000	1,734,000	100.00%	1,930 SIT	3,346,620,000	14,197,076	16,624,773
27 TOVARNA SLADKORJA ORMOŽ	497,163	497,163	100.00%	6,511 SIT	3,237,028,293	13,732,165	16,080,362
28 SATURNUS EMBALAŽA	84,064	85,929	97.83%	36,538 SIT	3,071,542,201	13,030,138	15,258,288
29 MITOL	770,509	770,509	100.00%	3,945 SIT	3,039,658,005	12,894,878	15,099,899
30 JATA EMONA	3,197,534	3,197,534	100.00%	896 SIT	2,865,246,267	12,154,986	14,233,486
31 MARINA PORTOROŽ	313,932	313,932	100.00%	7,998 SIT	2,510,708,842	10,650,963	12,472,275
32 SATURNUS AVTOOPREMA	483,061	647,122	74.65%	4,800 SIT	2,318,789,412	9,836,800	11,518,890
33 LIV POSTOJNA	161,600	161,600	100.00%	14,000 SIT	2,262,400,000	9,597,584	11,238,768
34 MELAMIN	466,489	466,489	100.00%	4,602 SIT	2,146,745,059	9,106,951	10,664,237
35 PLAMA - PUR	686,798	686,798	100.00%	2,850 SIT	1,957,374,300	8,303,600	9,723,513
36 COLOR	950,391	950,391	100.00%	2,051 SIT	1,949,251,941	8,269,143	9,683,164
37 LIP BLEED	2,155,899	2,155,899	100.00%	870 SIT	1,874,640,416	7,952,625	9,312,522
38 MODRA LINIJA HOLDING	1,882,991	1,882,991	100.00%	860 SIT	1,619,334,600	6,869,563	8,044,257
39 MEDVEŠEK PUŠNIK	80,000	80,000	100.00%	19,999 SIT	1,599,952,000	6,787,338	7,947,971
40 CERTIUS INVEST, finančna družba	3,091,062	3,091,062	100.00%	480 SIT	1,483,709,760	6,294,213	7,370,522
41 VIZIJA HOLDING	2,277,503	2,277,503	100.00%	650 SIT	1,480,376,950	6,280,075	7,353,966
42 POM-INVEST	2,241,983	2,241,983	100.00%	632 SIT	1,417,673,110	6,014,072	7,042,477
43 AKTIVA AVANT, finančna družba	2,951,872	2,951,872	100.00%	438 SIT	1,294,248,278	5,490,477	6,429,348
44 INTERTRADE ITS	1,260,000	1,260,000	100.00%	1,000 SIT	1,260,000,000	5,345,189	6,259,215
45 JADRAN	226,334	226,334	100.00%	4,875 SIT	1,103,378,250	4,680,766	5,481,176
46 TERME DOBRNA	682,010	692,542	98.48%	1,500 SIT	1,023,015,000	4,339,848	5,081,961
47 VELANA	1,409,645	1,409,645	100.00%	680 SIT	958,699,565	4,067,008	4,762,466
48 KOMPAS HOTELI KG	162,700	162,700	100.00%	5,787 SIT	941,544,900	3,994,234	4,677,248
49 KEMA PUCONCI	217,346	217,346	100.00%	4,200 SIT	912,853,200	3,872,518	4,534,718
50 GEA TOVARNA OLJA	660,348	846,600	78.00%	1,376 SIT	908,414,330	3,853,687	4,512,667
51 JAVOR PIVKA	1,194,700	1,194,700	100.00%	710 SIT	848,237,000	3,598,402	4,213,728
52 TEKSTINA	1,127,293	1,503,057	75.00%	751 SIT	846,597,043	3,591,445	4,205,582
53 FOND INVEST	595,241	595,241	100.00%	1,402 SIT	834,563,596	3,540,397	4,145,804
54 NIKO ŽELEZNIKI	35,875	35,875	100.00%	22,000 SIT	789,250,000	3,348,167	3,920,703
55 GORIŠKE OPEKARNE	392,725	523,634	75.00%	2,000 SIT	785,450,000	3,332,047	3,901,826
56 GOZDNO GOSPODARSTVO BLEED	489,520	611,900	80.00%	1,599 SIT	782,693,528	3,320,353	3,888,133
57 HIDROTEHNIK	384,472	384,472	100.00%	1,921 SIT	738,609,159	3,133,338	3,669,138
58 INTERTRADE ITA	69,531	69,531	100.00%	9,702 SIT	674,589,762	2,861,754	3,351,113
59 ŽITO INTES	2,518,194	2,518,194	100.00%	263 SIT	662,536,841	2,810,623	3,291,238
60 FINIRA	2,179,206	2,179,206	100.00%	300 SIT	653,761,800	2,773,397	3,247,647

Issue	Number of shares traded	Number of issued shares	Share of traded shares	Price as of 31 Oct 2003	Market capitalisation as of 31 Oct 2003 (in SIT)	Market capitalisation as of 31 Oct 2003 (in EUR)	Market capitalisation as of 31 Oct 2003 (in USD)
61 SVILANIT	408,487	410,407	99.53%	1,600 SIT	653,550,606	2,772,501	3,246,598
62 ALPETOUR POTOVALNA AGENCIJA	263,042	263,042	100.00%	2,400 SIT	631,300,800	2,678,113	3,136,069
63 AVTO CELJE	418,077	418,077	100.00%	1,500 SIT	627,115,500	2,660,358	3,115,278
64 INTARA	101,000	101,000	100.00%	6,000 SIT	606,000,000	2,570,781	3,010,384
65 KOŠAKI TMI MARIBOR	43,236	43,236	100.00%	14,000 SIT	605,304,000	2,567,829	3,006,927
66 KRONA HOLDING	1,287,121	1,287,121	100.00%	439 SIT	565,303,543	2,398,138	2,808,219
67 MURALES	322,045	322,045	100.00%	1,650 SIT	531,374,250	2,254,203	2,639,671
68 RTC KRVAVEC	205,734	205,734	100.00%	2,499 SIT	514,129,266	2,181,046	2,554,004
69 DANA	356,128	404,231	88.10%	1,403 SIT	499,647,584	2,119,612	2,482,065
70 ELMO	708,000	708,000	100.00%	700 SIT	495,600,000	2,102,441	2,461,958
71 AGROKOMBINAT MARIBOR	453,956	499,291	90.92%	1,087 SIT	493,300,367	2,092,685	2,450,534
72 LESNINA EMMI	684,037	714,827	95.69%	710 SIT	485,666,270	2,060,300	2,412,611
73 IMP KLIMAT	353,900	353,900	100.00%	1,318 SIT	466,440,200	1,978,739	2,317,103
74 INTEGRAL JESENICE	243,784	256,556	95.02%	1,770 SIT	431,522,058	1,830,609	2,143,642
75 UNIT-AS NEPREMIČNINE	173,377	173,377	100.00%	2,400 SIT	416,129,073	1,765,308	2,067,176
76 OLJARICA	70,404	70,404	100.00%	5,300 SIT	373,141,200	1,582,945	1,853,628
77 ŽELEZARNA RAVNE - MONTER DRAVOGRAD	359,761	359,761	100.00%	850 SIT	305,796,850	1,297,256	1,519,086
78 KLASJE	835,600	835,600	100.00%	362 SIT	302,487,200	1,283,215	1,502,645
79 LIZ INŽENIRING	188,677	235,846	80.00%	1,450 SIT	273,581,650	1,160,592	1,359,053
80 IMP ČRPALKE	333,034	333,034	100.00%	810 SIT	269,757,540	1,144,369	1,340,056
81 UNITAS	173,377	173,377	100.00%	1,522 SIT	263,879,794	1,119,434	1,310,857
82 INLES RIBNICA	609,005	609,005	100.00%	361 SIT	219,607,203	931,621	1,090,928
83 CREINA	48,594	48,594	100.00%	4,350 SIT	211,383,900	896,736	1,050,077
84 EGOLES ŠKOFJA LOKA	258,300	258,300	100.00%	800 SIT	206,640,000	876,611	1,026,511
85 GEA COLLEGE	147,885	147,885	100.00%	1,300 SIT	192,250,500	815,568	955,030
86 UPIMO GROUP	215,000	215,000	100.00%	820 SIT	176,282,800	747,829	875,708
87 CAPITA	315,963	315,963	100.00%	550 SIT	173,779,650	737,210	863,273
88 ZDRAVILIŠČE ROGAŠKA	898,110	961,898	93.37%	190 SIT	170,640,900	723,895	847,681
89 GRADIS GP	304,750	304,750	100.00%	451 SIT	137,472,725	583,189	682,914
90 MK TISKARNA	103,954	103,954	100.00%	1,250 SIT	129,942,500	551,244	645,506
91 SVILA	1,263,478	1,263,478	100.00%	57 SIT	71,651,837	303,962	355,940
92 SAVINJA MOZIRJE	105,780	105,780	100.00%	661 SIT	69,920,580	296,618	347,340
93 SIJAJ HRASTNIK	26,880	26,880	100.00%	1,700 SIT	45,696,000	193,852	227,001
94 AVTOPREVOZNIŠTVO IN SERVISI	308,696	308,696	100.00%	143 SIT	44,143,528	187,266	219,289
95 JELEN	50,849	67,798	75.00%	800 SIT	40,679,200	172,570	202,079
96 ZRC	43,466	70,700	61.48%	500 SIT	21,733,000	92,196	107,962
Preferred shares	-	-	-	-	1,443,064,729	6,121,789	7,168,613
1 KD HOLDING	266,413	266,413	100.00%	5,359 SIT	1,427,747,229	6,056,808	7,092,521
2 ZDRAVILIŠČE ROGAŠKA	27,850	30,000	92.83%	550 SIT	15,317,500	64,980	76,092
TOTAL SHARES					301,407,614,329	1,278,635,426	1,497,281,784

EXCHANGE RATES	1 USD=	201.3032	SIT as of 31 Oct 2003
	1 EUR=	235.7260	SIT as of 31 Oct 2003

D2) MARKET CAPITALISATION OF BONDS - OFFICIAL MARKET

Issue	Number of issued bonds	Price as of 31 Oct 2003	Principal amt. as of 30 Oct 2003	Currency of denomination	Market capitalisation as of 31 Oct 2003 (in SIT)	Market capitalisation as of 31 Oct 2003 (in EUR)	Market capitalisation as of 31 Oct 2003 (in USD)
1 REPUBLIKA SLOVENIJA 51 st issue	4,447,050	104.25	10,000.00	SIT	46,360,496,250	196,671,119	230,301,834
2 REPUBLIKA SLOVENIJA 33 rd issue	248,716	139.65	511.29	EUR	41,854,117,956	177,554,101	207,915,810
3 REPUBLIKA SLOVENIJA 52 nd issue	4,000,000	102.45	10,000.00	SIT	40,980,000,000	173,845,906	203,573,515
4 REPUBLIKA SLOVENIJA 10 th issue	5,218,961	103.56	6,373.35	SIT	35,299,434,481	149,747,735	175,354,562
5 REPUBLIKA SLOVENIJA 54 th issue	3,000,000	100.50	10,000.00	SIT	30,150,000,000	127,902,735	149,774,072
6 REPUBLIKA SLOVENIJA 39 th issue	30,000,000	97.25	1,000.00	SIT	29,175,000,000	123,766,576	144,930,632
7 REPUBLIKA SLOVENIJA 38 th issue	1,000,000	112.00	100.00	EUR	26,396,372,800	111,979,047	131,127,438
8 REPUBLIKA SLOVENIJA 53 rd issue	1,000,000	105.00	100.00	EUR	24,746,599,500	104,980,356	122,931,973
9 REPUBLIKA SLOVENIJA 27 th issue	1,700,000	107.98	10,000.00	SIT	18,356,600,000	77,872,615	91,188,814
10 REPUBLIKA SLOVENIJA 37 th issue	1,700,000	105.90	10,000.00	SIT	18,003,000,000	76,372,568	89,432,259
11 REPUBLIKA SLOVENIJA 34 th issue	1,691,000	105.60	10,000.00	SIT	17,856,960,000	75,753,035	88,706,787
12 REPUBLIKA SLOVENIJA 21 st issue	2,000,000	92.50	9,400.00	SIT	17,390,000,000	73,772,091	86,387,102
13 REPUBLIKA SLOVENIJA 43 rd issue	1,560,000	104.00	10,000.00	SIT	16,224,000,000	68,825,670	80,594,844
14 REPUBLIKA SLOVENIJA 40 th issue	1,500,000	105.10	10,000.00	SIT	15,765,000,000	66,878,495	78,314,701
15 REPUBLIKA SLOVENIJA 50 th issue	612,818	103.00	100.00	EUR	14,876,301,391	63,108,445	73,899,975
16 REPUBLIKA SLOVENIJA 35 th issue	1,400,000	106.00	10,000.00	SIT	14,840,000,000	62,954,447	73,719,643
17 REPUBLIKA SLOVENIJA 29 th issue	550,000	105.80	100.00	EUR	13,714,329,761	58,179,114	68,127,729
18 REPUBLIKA SLOVENIJA 13 th issue	106,701	101.50	511.29	EUR	13,050,527,354	55,363,122	64,830,203
19 REPUBLIKA SLOVENIJA 41 st issue	1,200,000	105.00	10,000.00	SIT	12,600,000,000	53,451,889	62,592,150
20 REPUBLIKA SLOVENIJA 36 th issue	1,200,000	104.80	10,000.00	SIT	12,576,000,000	53,350,076	62,472,926
21 REPUBLIKA SLOVENIJA 18 th issue	500,000	106.10	100.00	EUR	12,502,924,795	53,040,075	62,109,916
22 REPUBLIKA SLOVENIJA 26 th issue	500,000	105.50	100.00	EUR	12,432,220,225	52,740,131	61,758,682
23 REPUBLIKA SLOVENIJA 42 nd issue	1,200,000	102.21	10,000.00	SIT	12,265,200,000	52,031,596	60,928,987
24 REPUBLIKA SLOVENIJA 45 th issue	1,211,249		10,000.00	SIT	12,112,490,000	51,383,768	60,170,380
25 NLB 9 th issue	108,474	104.00	100,000.00	SIT	11,281,296,000	47,857,665	56,041,315
26 REPUBLIKA SLOVENIJA 24 th issue	1,100,000	100.50	10,000.00	SIT	11,055,000,000	46,897,669	54,917,160
27 NLB 10 th issue	108,243	102.00	100,000.00	SIT	11,040,786,000	46,837,371	54,846,550
28 REPUBLIKA SLOVENIJA 28 th issue	1,050,000	103.00	10,000.00	SIT	10,815,000,000	45,879,538	53,724,928
29 REPUBLIKA SLOVENIJA 23 rd issue	400,000	108.40	100.00	EUR	10,219,167,184	43,351,888	50,765,051
30 BTC HIPOTEKARNE	400,000	106.50	100.00	EUR	10,040,048,940	42,592,030	49,875,258
31 REPUBLIKA SLOVENIJA 17 th issue	900,000	103.50	10,000.00	SIT	9,315,000,000	39,516,218	46,273,482
32 REPUBLIKA SLOVENIJA 25 th issue	800,000	104.01	10,000.00	SIT	8,320,800,000	35,298,609	41,334,663
33 REPUBLIKA SLOVENIJA 22 nd issue	800,000	103.50	10,000.00	SIT	8,280,000,000	35,125,527	41,131,984
34 REPUBLIKA SLOVENIJA 49 th issue	78,392	103.40	380.00	EUR	7,259,423,127	30,796,022	36,062,135
35 NLB 11 th issue	26,326	100.00	1,000.00	EUR	6,204,561,699	26,321,075	30,821,973
36 SLOVENSKA RAZVOJNA DRUŽBA	50,000	99.64	511.29	EUR	6,003,399,609	25,467,702	29,822,674
37 REPUBLIKA SLOVENIJA 20 th issue	600,000	100.00	10,000.00	SIT	6,000,000,000	25,453,281	29,805,786
38 REPUBLIKA SLOVENIJA 32 nd issue	238,655	103.00	100.00	EUR	5,793,406,376	24,576,866	28,779,505
39 NLB 2 nd issue, A series	40,000	104.00	100,000.00	SIT	5,507,067,072	23,362,154	27,357,077
40 ABANKA VIPA 7 th issue	173,000		100.00	EUR	4,077,296,870	17,296,763	20,254,506
41 SKB OBVEZNICE 4 th issue, A series	38,182	103.50	100,000.00	SIT	3,951,837,000	16,764,536	19,631,268
42 ABANKA 6 th issue	135,000	102.00	100.00	EUR	3,245,339,763	13,767,424	16,121,650
43 NFD INVESTICIJSKO SVETOVANJE	16,000	105.90	135,740.00	SIT	3,244,771,596	13,765,014	16,118,828
44 REPUBLIKA SLOVENIJA 31 st issue	294,768	108.30	10,000.00	SIT	3,192,337,440	13,542,577	15,858,354
45 REPUBLIKA SLOVENIJA 44 th issue	296,493	100.00	10,000.00	SIT	2,964,930,000	12,577,866	14,728,678
46 BTC 2 nd issue	340,000	110.00	32.87	EUR	2,897,327,156	12,291,080	14,392,852
47 NLB 3 rd issue	12,000	100.00	1,000.00	EUR	2,828,182,800	11,997,755	14,049,368
48 NOVA KBM 3 rd issue, A series	20,000	109.50	100,000.00	SIT	2,639,064,318	11,195,474	13,109,897
49 ABANKA 4 th issue	100,000	103.50	100.00	EUR	2,439,307,665	10,348,064	12,117,580
50 ABANKA 5 th issue	100,000	102.00	100.00	EUR	2,403,955,380	10,198,092	11,941,963
51 BANKA CELJE 3 rd issue	100,000	102.00	100.00	EUR	2,403,955,380	10,198,092	11,941,963
52 BANKA CELJE 5 th issue	100,000	101.80	100.00	EUR	2,399,241,742	10,178,096	11,918,547
53 BANKA CELJE 6 th issue, A series	100,000	100.40	100.00	EUR	2,366,246,276	10,038,122	11,754,638
54 NOVA KBM 2 nd issue	18,000	100.50	500.00	EUR	2,131,742,786	9,043,308	10,589,711
55 NOVA KBM 3 rd issue, B series	18,000		500.00	EUR	2,121,137,100	8,998,316	10,537,026
56 SL. ZADR. KMET. BANKA 3 rd issue	200,000	103.00	10,000.00	SIT	2,090,726,960	8,869,310	10,385,960
57 HOTELI BERNARDIN	20,000	103.00	412.86	EUR	2,004,454,762	8,503,325	9,957,391
58 STANOVANJSKI SKLAD RS 2 nd issue	20,000	106.50	85,470.67	SIT	1,869,928,865	7,932,637	9,289,116
59 ABANKA 3 rd issue	70,000	100.00	100.00	EUR	1,649,773,300	6,998,690	8,195,465
60 REPUBLIKA SLOVENIJA 48 th issue	60,000	104.61	100.00	EUR	1,479,281,014	6,275,426	7,348,522
61 BANKA CELJE 4 th issue	100,000	101.10	58.83	EUR	1,401,768,300	5,946,600	6,963,468
62 SKB OBVEZNICE 4 th issue, B series	11,818	97.30	500.00	EUR	1,355,042,950	5,748,381	6,731,353
63 NLB 2 nd issue, B series	10,000	102.10	500.00	EUR	1,203,156,100	5,104,045	5,976,835
64 BANKA ZASAVJE 2 nd issue	18,000	102.00	255.65	EUR	1,106,228,147	4,692,856	5,495,333
65 BANKA CELJE 6 th issue, B series	10,000		100,000.00	SIT	1,000,000,000	4,242,213	4,967,631
66 PROBANKA 2 nd issue	60,000	101.34	51.13	EUR	732,713,467	3,108,327	3,639,850
67 STANOVANJSKI SKLAD RS 1 st issue	70,965	100.15	29.37	EUR	491,954,954	2,086,978	2,443,851
68 BANKA VIPA 7 th issue	10,000	100.00	187.50	EUR	441,903,563	1,874,649	2,195,214
69 BANKA VIPA 6 th issue	10,000	101.00	150.00	EUR	357,058,079	1,514,717	1,773,733
70 BANKA VIPA 5 th issue	10,000	101.50	125.00	EUR	299,021,411	1,268,513	1,485,428
71 BANKA VIPA 4 th issue	8,000	102.80	127.84	EUR	247,785,617	1,051,159	1,230,907
72 BANKA VIPA 3 rd issue	10,000	102.15	95.88	EUR	230,830,200	979,231	1,146,679
73 SL. ZADR. KMET. BANKA	10,000	103.70	61.56	EUR	150,453,951	638,258	747,400
74 BANKA VIPA 2 nd issue	8,000	104.00	47.94	EUR	94,004,271	398,786	466,979
TOTAL					700,175,289,702	2,970,293,008	3,478,212,416

EXCHANGE RATES	1 USD=	201.3032 SIT as of 31 Oct 2003
	1 EUR=	235.7260 SIT as of 31 Oct 2003

MARKET CAPITALISATION OF BONDS - FREE MARKET

Issue	Number of issued bonds	Price as of 31 Oct 2003	Principal amt. as of 30 Oct 2003	Currency of denomination	Market capitalisation as of 31 Oct 2003 (in SIT)	Market capitalisation as of 31 Oct 2003 (in EUR)	Market capitalisation as of 31 Oct 2003 (in USD)
1 SLOV. ODŠKODNINSKA DRUŽBA 2 nd issue	10,500,000	102.04	51.13	EUR	129,110,562,254	547,714,560	641,373,621
2 NLB 7 th issue	62,500	105.20	100,000.00	SIT	6,575,000,000	27,892,553	32,662,173
3 NLB 8 th issue	14,276	104.00	1,000.00	EUR	3,499,178,597	14,844,262	17,382,628
4 STANOVANJSKI SKLAD 3 rd issue	20,000	111.00	90,559.74	SIT	2,048,709,468	8,691,063	10,177,232
5 BANKA KOPER 4 th issue	20,000		100,000.00	SIT	2,029,898,400	8,611,262	10,083,786
6 POŠTNA BANKA SLOVENIJE 3 rd issue	17,955		100,000.00	SIT	1,897,323,882	8,048,853	9,425,205
7 PROBANKA 5 th issue	78,500	100.01	100.00	EUR	1,850,287,925	7,849,316	9,191,548
8 AUTOCOMMERCE 1 st issue	22,300	106.20	330.44	EUR	1,844,370,741	7,824,214	9,162,153
9 POŠTNA BANKA SLOVENIJE 2 nd issue	15,000	112.50	100,000.00	SIT	1,724,445,788	7,315,467	8,566,410
10 PROBANKA 6 th issue	65,000	100.00	100.00	EUR	1,531,932,350	6,498,784	7,610,075
11 KD INVESTMENTS 1 st issue	80,000	109.00	51.13	EUR	1,050,796,236	4,457,702	5,219,968
12 PROBANKA 4 th issue	50,000	101.00	82.08	EUR	976,910,903	4,144,265	4,852,933
13 NAMA 1 st issue	953,795	100.01	1,000.00	SIT	953,890,380	4,046,607	4,738,575
14 SIP STROJNA INDUSTRIJA 1 st issue, A series	32,500		102.26	EUR	783,277,011	3,322,828	3,891,031
15 SIP STROJNA INDUSTRIJA 1 st issue, B series	17,250		102.26	EUR	415,739,336	1,763,655	2,065,240
16 BANKA KOPER 3 rd issue	10,000	100.00	125.00	EUR	294,602,375	1,249,766	1,463,476
17 UBK KONVERTIBILNE	80	98.00	4,535.71	EUR	83,808,404	355,533	416,329
18 POTEZA, BPD 2 nd issue	15,000	100.30	21.50	EUR	76,235,435	323,407	378,710
19 BANKA VIPA 1 st issue	4,000	101.00	15.98	EUR	15,215,435	64,547	75,585
TOTAL					156,762,184,918	665,018,644	778,736,676

EXCHANGE RATES		
1 USD=	201.3032	SIT as of 31 Oct 2003
1 EUR=	235.7260	SIT as of 31 Oct 2003

D3) MARKET CAPITALISATION OF INVESTMENT FUNDS

MARKET CAPITALISATION OF CLOSED-END FUNDS

	Closed-end funds	Number of shares traded	Price as of 31 Oct 2003	Market capitalisation as of 31 Oct 2003 (in SIT)	Market capitalisation as of 31 Oct 2003 (in EUR)	Market capitalisation as of 31 Oct 2003 (in USD)
1	TRIGLAV STEBER 1	147,487,470	249.55 SIT	36,805,498,139	156,136,778	182,836,130
2	NFD 1	160,580,300	222.63 SIT	35,749,992,189	151,659,097	177,592,766
3	INFOND ID	8,132,314	1,947.01 SIT	15,833,696,681	67,169,921	78,655,961
4	KD ID	92,046,145	153.73 SIT	14,150,253,871	60,028,397	70,293,239
5	ZLATA MONETA 1	68,297,800	199.44 SIT	13,621,313,232	57,784,518	67,665,657
6	ID MAKSIMA	7,811,823	1,739.76 SIT	13,590,697,182	57,654,638	67,513,568
	TOTAL			129,751,451,294	550,433,348	644,557,321

MARKET CAPITALISATION OF AUTHORISED CLOSED-END FUNDS

	Authorised closed-end Funds	Number of shares traded	Price as of 31 Oct 2003	Market capitalisation as of 31 Oct 2003 (in SIT)	Market capitalisation as of 31 Oct 2003 (in EUR)	Market capitalisation as of 31 Oct 2003 (in USD)
1	NFD 2, INVESTICIJSKI SKLAD	291,379,659	60.51 SIT	17,631,383,166	74,796,090	87,586,204
2	ATENA PID	135,915,888	91.44 SIT	12,428,148,799	52,722,860	61,738,456
3	POMURSKA INVESTICIJSKA DRUŽBA 1	35,923,940	247.97 SIT	8,908,059,402	37,789,889	44,251,951
4	KRONA SENIOR	73,170,428	102.54 SIT	7,502,895,687	31,828,885	37,271,617
5	PID ZVON DVA	141,224,712	46.06 SIT	6,504,810,235	27,594,793	32,313,496
6	ARKADA ENA, PID	66,406,092	91.32 SIT	6,064,204,321	25,725,649	30,124,729
7	MODRA LINIJA PID	34,156,833	176.00 SIT	6,011,602,608	25,502,501	29,863,423
8	TRIGLAV STEBER, PID	131,842,661	43.30 SIT	5,708,787,221	24,217,894	28,359,148
9	INFOND PID	87,641,964	63.83 SIT	5,594,186,562	23,731,733	27,789,854
10	KD PID	95,913,558	48.71 SIT	4,671,949,410	19,819,406	23,208,520
11	ZLATA MONETA II, PID	82,333,757	48.16 SIT	3,965,193,737	16,821,198	19,697,619
12	PID MAKSIMA	74,529,513	42.94 SIT	3,200,297,288	13,576,344	15,897,896
13	KS-sklad 2, POOBLAŠČENA INV. DRUŽBA	44,293,242	38.20 SIT	1,692,001,844	7,177,833	8,405,241
14	SETEV, PID	43,469,190	34.00 SIT	1,477,952,460	6,269,790	7,341,922
15	NIKA, PID	32,574,698	36.00 SIT	1,172,689,128	4,974,798	5,825,487
16	VIZIJA I., PID	21,299,602	55.01 SIT	1,171,691,106	4,970,564	5,820,529
17	MERCATA PID	28,923,982	36.70 SIT	1,061,510,139	4,503,153	5,273,191
18	TRDNJAVA, PID	25,932,762	40.00 SIT	1,037,310,480	4,400,492	5,152,976
19	KS - SKLAD 4	26,381,090	37.10 SIT	978,738,439	4,152,017	4,862,011
20	MERCATA 1 PID	26,821,153	35.60 SIT	954,833,047	4,050,606	4,743,258
21	POOBLAŠČENA POMURSKA INV. DRUŽBA	22,967,400	36.72 SIT	843,362,928	3,577,726	4,189,516
22	TRDNJAVA I, PID	8,917,902	39.60 SIT	353,148,919	1,498,133	1,754,313
23	NIKA, PID 2	12,555,868	26.60 SIT	333,986,089	1,416,840	1,659,120
24	CAPINVEST 2, PID	5,876,900	37.50 SIT	220,383,750	934,915	1,094,785
	TOTAL			99,489,126,766	422,054,108	494,225,262

EXCHANGE RATES	1 USD=	201.3032	SIT as of 31 Oct 2003
	1 EUR=	235.7260	SIT as of 31 Oct 2003

E) OTHER

E1) INDICATORS AS OF 31 OCTOBER 2003

ISSUE	Price as of 30 Sep 2003	Total net profit (loss) in 000 SIT in year 2002	Earning per share as of 31 Dec 2002	P / E ⁽¹⁾	Dividend for year 2002	Dividend yield	Book value as of 31 Dec 2002	Market book ratio	Turnover ratio ⁽²⁾
Aerodrom Ljubljana ⁽⁵⁾	6,000 SIT	1,552,796	409.00 SIT	14.67	200 SIT	3.33%	4,406.46 SIT	1.36	0.02
Comet Zreče	3,478 SIT	496,583	296.04 SIT	11.75	0	0.00%	3,184.45 SIT	1.09	0.04
Delo Ljubljana	27,000 SIT	780,468	1,170.61 SIT	23.06	1,000 SIT	3.70%	8,425.23 SIT	3.20	0.20
Delo Prodaja	5,921 SIT	402,699	693.19 SIT	8.54	270 SIT	4.56%	5,452.62 SIT	1.09	0.29
Droga Portorož	88,000 SIT	1,519,426	5,387.41 SIT	16.33	2,000 SIT	2.27%	55,401.69 SIT	1.59	0.06
Emona obala Koper ⁽³⁾	1,730 SIT	(256,591)	(159.50 SIT)	⁽⁴⁾	0	0.00%	6,661.35 SIT	0.26	0.23
Etol Celje	44,000 SIT	734,760	3,237.19 SIT	13.59	1,100 SIT	2.50%	41,389.29 SIT	1.06	0.11
Gradbeno podjetje Grosuplje	4,900 SIT	(583,499)	(2,926.11 SIT)	⁽⁴⁾	0	0.00%	20,918.09 SIT	0.23	0.13
Gorenje Velenje	4,709 SIT	4,060,980	337.11 SIT	13.97	95 SIT	2.02%	4,579.82 SIT	1.03	0.20
Geodetski zavod Slovenije	1,900 SIT	40,231	106.65 SIT	17.82	60 SIT	3.16%	3,475.91 SIT	0.55	0.10
Intereuropa Koper	5,152 SIT	5,321,439	704.21 SIT	7.32	220 SIT	4.27%	4,319.55 SIT	1.19	0.08
Istrabenz Koper	9,026 SIT	3,772,511	728.95 SIT	12.38	100 SIT	1.11%	5,580.27 SIT	1.62	0.05
Kolinska Ljubljana	5,699 SIT	1,069,413	338.30 SIT	16.85	120 SIT	2.11%	5,052.88 SIT	1.13	0.28
Krika Novo mesto	49,678 SIT	11,038,405	3,267.46 SIT	15.20	1,050 SIT	2.11%	24,261.46 SIT	2.05	0.18
Luka Koper ⁽⁵⁾	6,570 SIT	4,354,005	311.00 SIT	21.12	225 SIT	3.42%	3,959.86 SIT	1.66	0.12
Mlinotest Ajdovščina	1,899 SIT	333,313	139.51 SIT	13.61	48 SIT	2.53%	2,162.15 SIT	0.88	0.07
Mercator Ljubljana	28,024 SIT	4,925,605	1,535.17 SIT	18.25	450 SIT	1.61%	24,808.83 SIT	1.13	0.13
Merkur Kranj	24,474 SIT	1,881,397	2,096.65 SIT	11.67	650 SIT	2.66%	31,601.21 SIT	0.77	0.17
Kompas MTS	1,082 SIT	(991,355)	(281.10 SIT)	⁽⁴⁾	100 SIT	9.24%	3,496.47 SIT	0.31	0.14
Nika Brežice	1,000 SIT	40,619	217.57 SIT	4.60	0	0.00%	2,972.44 SIT	0.34	0.12
Petrol Ljubljana	49,436 SIT	5,310,767	2,582.51 SIT	19.14	700 SIT	1.42%	32,641.53 SIT	1.51	0.15
Pivovarna Laško	6,643 SIT	1,378,039	181.41 SIT	36.62	100 SIT	1.51%	4,807.92 SIT	1.38	0.20
Probanka Maribor	5,800 SIT	588,687	310.00 SIT	⁽⁴⁾	310 SIT	5.34%	5,875.20 SIT	⁽⁴⁾	0.34
Pivovarna Union	83,000 SIT	745,629	1,652.86 SIT	50.22	0	0.00%	45,338.35 SIT	1.83	0.07
Radenska Radenci	1,522 SIT	790,170	157.48 SIT	9.67	70 SIT	4.60%	3,981.70 SIT	0.38	0.02
Salus Ljubljana	107,482 SIT	1,555,405	11,863.72 SIT	9.06	3,500 SIT	3.26%	52,905.40 SIT	2.03	0.08
Sava Kranj	27,388 SIT	1,566,112	914.50 SIT	29.95	546 SIT	1.99%	30,066.69 SIT	0.91	0.07
Terme Čatež	27,299 SIT	1,381,281	2,669.22 SIT	10.23	400 SIT	1.47%	27,115.91 SIT	1.01	0.15
Tehnounion Ljubljana	12,101 SIT	(188,811)	(2,351.01 SIT)	⁽⁴⁾	0	0.00%	49,580.93 SIT	0.24	0.03
Živila Kranj	17,700 SIT	480,509	1,663.66 SIT	10.64	0	0.00%	35,728.87 SIT	0.50	0.40
Terme 3000	2,001 SIT	338,288	118.21 SIT	16.93	30 SIT	1.50%	1,936.94 SIT	1.03	0.16
Žito Ljubljana	34,718 SIT	849,237	2,466.66 SIT	14.07	920 SIT	2.65%	41,192.07 SIT	0.84	0.14
MARKET AVERAGE ⁽⁶⁾				16.19		1.91%		1.21	

Calculated on the basis of consolidated financial statements for year 2002. An average number of shares traded in year 2002 has been used for the calculations.

⁽¹⁾ P / E = PRICE / EARNING PER SHARE

⁽²⁾ Yearly turnover / average capitalisation as of 31 October 2003, 30 April 2003 and 31 October 2002.

⁽³⁾ Shares of daughter company are excluded.

⁽⁴⁾ Not applicable.

⁽⁵⁾ Calculation of P/E for Aerodrom and Luka Koper includes common and preferred shares.

⁽⁶⁾ Average P/E = total market capitalisation of common shares listed on official market (31 Oct 2003) / total net profit of companies listed on official market, adjusted with share of listed securities.

Average div. yield = total dividends, payed by the companies listed on official market in year 2002, adjusted with share of listed securities / total market capitalisation of common shares on official market (31 Oct 2003)

Average price / book value = total market capitalisation of common shares listed on official market (31 Oct 2003) / total equity of companies listed on official market (31 Dec 2002), adjusted with share of listed securities

E2) OWNERSHIP AND NET INFLOW OF FOREIGN INVESTMENTS

CHANGES IN FOREIGN OWNERSHIP IN CURRENT YEAR				
ISSUE	Balance as of 31 Oct 2003 (in %)	Balance as of 31 Oct 2002 (in %)	% points change 31 Oct 2003/31 Oct 2002	Market capitalisation as of 31 Oct 2003 (in SITm)
EMONA OBALA KOPER	1.01	0.08	0.94	3,013
MERCATOR	3.16	2.30	0.86	89,915
PETROL	1.11	0.54	0.57	103,138
PIVOVARNA LAŠKO	1.09	0.58	0.51	58,109
SALUS	12.45	12.88	-0.42	14,508
KRKA	2.93	4.65	-1.72	175,990
KOLINSKA	0.56	4.45	-3.89	18,048
MERKUR	14.73	19.58	-4.85	29,725

NET INFLOW OF FOREIGN PORTFOLIO INVESTMENTS BY MONTH IN YEARS 2002 AND 2003 IN SITm

	Exchange market	Off-exchange market	Total	Turnover of foreign investors on the exchange	Foreign ownership (capitalisation of shares)	Share in turnover of foreign investors
Year 2002						
October	-2,571.87	891.34	-1,680.54	8,938.93	8.96%	27.98%
November	-1,136.80	165,953.81	164,817.00	2,003.11	18.17%	9.00%
December	-673.89	-1,239.69	-1,913.57	1,505.21	19.68%	5.07%
Year 2003						
January	-329.00	2,848.09	2,519.09	871.78	19.59%	4.78%
February	-175.3	4,491.5	4,316.2	529.5	6.54%	5.36%
March	188.7	7,389.3	7,578.0	612.0	7.32%	6.99%
April	-27.4	9,086.1	9,058.7	513.4	7.23%	5.19%
May	-50.72	8,964.23	8,913.51	276.15	8.28%	4.17%
June	-82.20	11,814.68	11,732.48	580.54	8.34%	7.83%
July	-156.36	2,667.93	2,511.58	557.67	6.18%	5.81%
August	-367.08	9,656.10	9,289.02	1,949.53	6.27%	15.74%
September	1,140.53	-4,326.40	-3,185.87	1,830.58	6.01%	13.93%
October	-118.02	11,669.22	11,551.20	1,258.74	5.94%	7.96%
Total in year 2003	23.20	64,260.76	64,283.96	8,979.82	5.94%	8.03%
Total in year 2002	-11,895.17	337,085.31	325,190.16	39,402.86	19.68%	14.13%
Total in year 2001	4,499.69	63,500.44	68,000.03	10,555.78	10.51%	4.45%
Total in year 2000	208.11	8,540.41	8,748.52	4,295.57	7.77%	2.96%
Total in year 1999	-2,269.19	674.01	-1,595.09	3,163.40	7.98%	1.88%
Total in year 1998	2,761.20	-2,104.00	657.30	14,333.90	8.86%	10.72%
Total in year 1997	8,440.86	9,965.96	18,406.81	24,090.40	n.a.	27.51%
Total in year 1996	7,439.48	3,381.38	10,820.86	9,718.80	n.a.	14.49%

E3) RECORD VALUES

RECORD DAILY TURNOVER IN YEAR 2003

27 January 2003

	Value (in SIT)	Number of bargains	Volume in pieces
Order book trades	561,744,531	1,564	1,686,524
Cross trades	141,518,540	257	205,713
Block trades	4,878,778,425	8	630,604
Total	5,582,041,496	1,829	2,522,841

MAX AND MIN VALUE OF TURNOVER AND INDICES

	In year 2003		In years 1989-2002	
Monthly turnover (in SITm)	41,500	January	62,044	December 2002
Daily turnover (in SITm)	5,582	27 Jan 2003	11,474	16 Jul 2002
Number of bargains per day	2,091	2 Oct 2003	6,411	27 Dec 2002
Value of block trade (in SITm)	3,017	27 Jan 2003	8,128	23 Nov 2001
Max value of SBI 20 index	3,656.74	30 Oct 2003	3,547.64	8 Nov 2002
Min value of SBI 20 index	3,067.67	3 Jul 2003	891.93	10 Sep 1996
Max value of SBI 20NT index	3,436.59	30 Oct 2003	3,350.05	28 Nov 2002
Min value of SBI 20NT index	2,932.15	3 Jul 2003	1,437.30	30 Jun 1998
Max value of IPT index	3,156.13	30 Oct 2003	2,699.16	4 Dec 2002
Min value of IPT index	2,528.38	11 Jun 2003	1,318.83	1 July 1998
Max value of PIX index	3,106.06	30 Oct 2003	3,013.05	27 Nov 2002
Min value of PIX index	2,558.26	12 Mar 2003	965.15	29 Apr 1999
Max value of BIO index	116.67	10 Oct 2003	113.52	14 Dec 1995
Min value of BIO index	110.20	24 Jan 2003	100.46	5 July 1995
Max value of FOOD AND BEVERAGES index	3,317.95	13 Feb 2003	2,986.46	28 Nov 2002
Min value of FOOD AND BEVERAGES index	2,810.81	4 Jul 2003	1,551.34	3 Apr 2000
Max value of CHEMICALS index	3,485.21	1 Oct 2003	3,420.54	28 Nov 2002
Min value of CHEMICALS index	2,927.68	23 Jun 2003	1,476.44	1 July 1998
Max value of OIL AND GAS index	5,186.06	30 Oct 2003	4,664.47	27 Nov 2002
Min value of OIL AND GAS index	3,876.94	12 Mar 2003	1,591.73	27 June 2000
Max value of TRANSPORT index	3,438.09	8 Oct 2003	2,863.02	27 Nov 2002
Min value of TRANSPORT index	2,649.50	8 Jan 2003	1,132.46	1 July 1998
Max value of TRADE index	2,720.34	30 Oct 2003	2,553.74	28 Nov 2002
Min value of TRADE index	2,170.67	2 Jul 2003	1,172.80	1 July 1998
Other				
Market capitalisation in SITm	2,296,317	30 Oct 2003	2,203,964	30 Nov 2002
Share in turnover of foreign investors	19.59%	31 Jan 2003	19.68%	31 Dec 2002

E4) NEW LISTED AND DELISTED SECURITIES AND CHANGES IN YEAR 2003

NEW LISTED LONG - TERM SECURITIES ON LJUBLJANA STOCK EXCHANGE IN YEAR 2003

OFFICIAL MARKET

BONDS

Issuer	Trading code	Nomin. value of issue	Issue	Listing date	First trading day
Republika Slovenija	RS49	11.319.804.800 EUR	49 th issue	17 Jan 2003	22 Jan 2003
Republika Slovenija	RS50	18.216.800 EUR	50 th issue	5 Mar 2003	11 Mar 2003
Republika Slovenija	RS51	24.392.500.000 SIT	51 st issue	5 Mar 2003	11 Mar 2003
Republika Slovenija	RS52	15.558.000.000 SIT	52 nd issue	14 Apr 2003	17 Apr 2003
Republika Slovenija	RS53	36.384.100 EUR	53 rd issue	14 Apr 2003	17 Apr 2003
Blagovno trgovinski center	BTC2	40.000.000 EUR	2 nd issue	29 May 2003	6 Jun 2003
Nova Ljubljanska banka	NLB9	10.847.400.000 SIT	9 th issue	10 Jun 2003	18 Jun 2003
Nova Ljubljanska banka	NLB10	10.824.300.000 SIT	10 th issue	10 Jun 2003	18 Jun 2003
Nova Ljubljanska banka	NLB11	26.326.000 EUR	11 th issue	10 Jun 2003	18 Jun 2003
Republika Slovenija	RS54	30.000.000.000 SIT	54 th issue	23 Oct 2003	29 Oct 2003
Abanka Vipava	AB07	17.300.000 EUR	7 th issue	16 Oct 2003	30 Oct 2003

FREE MARKET

SHARES

Issuer	Trading code	Type of share	Listing date	First trading day
Unit-as nepremičnine	USAR	common	14 Feb 2002	20 Feb 2002
Vizija holding, finančna družba	VIHR	common	13 Mar 2003	17 Mar 2003
Maksima holding, finančna družba	MAHR	common	28 Apr 2003	6 May 2003
AKTIVA INVEST, družba za investiranje	AKIR	common	23 May 2003	27 May 2003
AKTIVA AVANT, finančna družba	AAPG	common	11 Sep 2003	12 Sep 2003
CERTIUS INVEST, finančna družba	CRIR	common	15 Sep 2003	16 Sep 2003
ZVON ENA HOLDING, finančna družba	ZVHR	common	24 Oct 2003	30 Oct 2003

BONDS

Issuer	Trading code	Nominal value of issue	Issue	Listing date	First trading day
Probanka	PRB6	6.500.000 EUR	6 th issue	25 Jul 2003	30 Jul 2003

Close-end funds

Issuer	Trading code	Type of share	Listing date	First trading day
ID MAKSIMA	MAIR	common	13 May 2003	21 May 2003

Authorised investment funds

Issuer	Trading code	Type of share	Listing date	First trading day
Triglav steber, PID	TRSR	common	13 Mar 2003	20 Mar 2003
VIZIJA I, PID	VZPR	common	1 Apr 2003	8 Apr 2003
PID MAKSIMA	MPIR	common	13 May 2003	21 May 2003

DELISTED LONG - TERM SECURITIES IN YEAR 2003

OFFICIAL MARKET

SHARES

Issuer	Trading code	Type of share	Delisting date
Lek Ljubljana	LEKA	common	3 Feb 2003
Lek Ljubljana	LEKB	preferred	3 Feb 2003
Banka Vipava	VPPP	preferred	3 Feb 2003
Banka Koper	BKP	common	7 Jul 2003

BONDS

Issuer	Trading code	Issue	Delisting date
Republika Slovenija	RS4E	4 th issue	15 Jan 2003
Republika Slovenija	RS4H	15 th issue, H series	15 Jan 2003
Republika Slovenija	RS4I	15 th issue, I series	18 Mar 2003

FREE MARKET

SHARES

Issuer	Trading code	Type of share	Delisting date
Grad Prestranek	GDPR	common	10 Feb 2003
Dadas poslovni sistem Maribor	DAD	common	17 Feb 2003
Hipotekarna banka Brežice	HBR	common	17 Feb 2003
Hipotekarna banka Brežice	HBP	preferred	17 Feb 2003
Primofin Maribor	PFNP	preferred	17 Feb 2003
Razvojnica družba Ljubljana	RDRO	common	17 Feb 2003
Sivent Ljubljana	SINR	common	18 Feb 2003
PULSAR HOLDING	PLHR	common	30 May 2003
KRUH-PECIVO	KPEG	common	29 May 2003
Mlaj Zadobrova	MTZG	common	14 Jul 2003
Valkarton Logatec	VLOG	common	17 Jul 2003
Gozdno gospodarstvo Postojna	GZPG	common	6 Aug 2003
TUS ko-si	TUKG	common	16 Oct 2003

BONDS

Issuer	Trading code	Issue	Delisting date
SI.MOBIL Ljubljana	SM01E	1 st issue	18 Feb 2003

AUTHORISED INVESTMENT FUNDS

Issuer	Trading code	Type of share	Delisting date
DPB Vizija, PID	VZ0N	common	2 Apr 2002
PID MAKSIMA	MX1N	common	14 May 2003
AKTIVA AVANT I, PID	AAPR	common	12 Sep 2003
NIKA PID 1	NK1N	common	16 Sep 2003
PID ZVON ENA	ZV1N	common	23 Oct 2003
VIPA INVEST, PID	VI0N	common	28 Oct 2003

PENSION COUPONS

Issuer	Trading code	Delisting date
Kapitalska družba	PBON	1 Jan 2003

EXTENDED LISTING OF LONG - TERM SECURITIES IN YEAR 2003

OFFICIAL MARKET

SHARES

Issuer	Trading code	Type of share	Number of shares before extension	Number of shares after extension	Extension date
Terme 3000	ZMTG	common	2,861,843	3,184,444	10 Jun 2003
Merkur Naklo	MER	common	912,585	1,214,585	25 Sep 2003

BONDS

Issuer	Trading code	Issue	Number of bonds before extension	Number of bonds after extension	Extension date
Republika Slovenija	RS50	50 th issue	182,168	612,818	3 Jun 2003
Republika Slovenija	RS51	51 st issue	2,439,250	4,447,050	3 Jun 2003
Republika Slovenija	RS52	52 nd issue	1,555,800	4,000,000	16 Jul 2003
Republika Slovenija	RS53	53 rd issue	363,841	1,000,000	16 Jul 2003

FREE MARKET

SHARES

Issuer	Trading code	Type of share	Number of shares before extension	Number of shares after extension	Extension date
ŽITO INTES živilska industrija	IMTG	common	549,982	2,518,194	13 Feb 2003
FOND INVEST	MHLG	common	336,655	595,241	8 Sep 2003

REDUCED LISTING OF LONG - TERM SECURITIES IN YEAR 2003

FREE MARKET

SHARES

Issuer	Trading code	Type of share	Number of shares before reduction	Nominal value of share before reduction	Number of shares after reduction	Nominal value of share after reduction	Reduction date
Capita	CAP1	common	585,116	1,000 SIT	315,963	1,000 SIT	20 Jan 2003
Železarna Ravne - Monter Dravograd	ZMDG	common	444,100	1,000 SIT	359,761	1,000 SIT	8 Apr 2003
TUS KO-SI	TUKG	common	229,456	1,000 SIT	215,307	1,000 SIT	15 Jul 2003

REDUCED NOMINAL VALUE OF SHARE

FREE MARKET

SHARES

Issuer	Trading code	Type of share	Number of shares	Nominal value of share before reduction	Nominal value of share after reduction	New trading code	Reduction date
Saturnus Embalaža	SELG	common	84,064	10,000 SIT	8,000 SIT	SELR	3 Jul 2003

EXPIRED BONDS IN YEAR 2003

Issuer	Trading code	Issue	Market	Last trading day
Republika Slovenija	RS16	16 th issue	official market	17 Feb 2003
Republika Slovenija	RS08E	8 th issue	official market	26 May 2003
Republika Slovenija	RS14	14 th issue	official market	26 May 2003
Nova KBM	KBM1E	1 st issue	official market	26 May 2003
Republika Slovenija	RS19	19 th issue	official market	17 Jul 2003
Probanka	PRB1	1 st issue	official market	25 Jul 2003
SKB banka	SKB3E	3 rd issue	official market	8 Sep 2003

F) LIST OF SECURITIES - OCTOBER 2003

F1) OFFICIAL MARKET (1)

CORPORATE BONDS

	Issuer	Trading code	First trading day	Nominal value of issue traded	Coupon interest rate	Maturity	Sector
1	ABANKA VIPA	AB03	14 June 1999	7 EURm	5% p.a.	1998-2005	banking
2	ABANKA VIPA	AB04	27 Dec 2000	10 EURm	6.25% p.a.	2000-2007	banking
3	ABANKA VIPA	AB05	26 Sept 2001	10 EURm	6% p.a.	2001-2006	banking
4	ABANKA VIPA	AB06	25 Nov 2002	13.5 EURm	5.9% p.a.	2002-2009	banking
5	ABANKA VIPA	AB07	30 Oct 2003	17.3 EURm	5.3% p.a.	2003-2010	banking
6	BANKA CELJE	BCE3	6 Mar 2000	10 EURm	6% p.a.	1999-2005	banking
7	BANKA CELJE	BCE4	9 Feb 2001	10 EURm	6% p.a.	2000-2006	banking
8	BANKA CELJE	BCE5	19 Dec 2001	10 EURm	6% p.a.	2001-2007	banking
9	BANKA CELJE	BCE6A	30 Sept 2002	10 EURm	5.6% p.a.	2002-2008	banking
10	BANKA CELJE	BCE6B	30 Sept 2002	10,000 SITm	4.9% p.a.	2000-2005	banking
11	ABANKA VIPA	VP02E	25 Oct 1995	2,045,167.52 EUR	10% p.a.	1995-2005	banking
12	ABANKA VIPA	VIP3E	13 Nov 1996	2,556,459.41 EUR	7.5% p.a.	1996-2006	banking
13	ABANKA VIPA	VIP4E	3 Dec 1997	2,045,167.52 EUR	7% p.a.	1997-2007	banking
14	ABANKA VIPA	VIP5	24 Dec 1998	2 EURm	6% p.a.	1998-2008	banking
15	ABANKA VIPA	VIP6	6 Mar 2000	2 EURm	5.5% p.a.	1999-2009	banking
16	ABANKA VIPA	VIP7	19 July 2001	2 EURm	6.2% p.a.	2001-2010	banking
17	BLAGOVNO TRGOVINSKI CENTER	BTC1E	24 Feb 1997	17,383,924.96 EUR	10.5% p.a.	1996-2008	retail, wholesale and real estate trade
18	BLAGOVNO TRGOVINSKI CENTER	BTC2	6 Jun 2003	40 EURm	7% p.a.	2001-2011	retail, wholesale and real estate trade
19	HOTELI BERNARDIN	HTB1E	28 June 1999	10,225,837.62 EUR	8.5% p.a.	1999-2009	hotel and restaurant activities
20	LB BANKA ZASAVJE	BZ02E	14 Jan 1997	4,601,626.93 EUR	7.5% p.a.	1996-2004	banking
21	NFD	NI01	21 Dec 1999	2,171.84 SITm	5.5% p.a. + TOM	1999-2006	investment consulting
22	NOVA KBM	KBM2	14 Nov 2000	9 EURm	5.9% p.a.	2000-2006	banking
23	NOVA KBM	KBM3	14 Nov 2001	2,000 SITm	5.8% p.a.+TOM	2001-2006	banking
24	NOVA KBM	KBM4	14 Nov 2001	9 EURm	6% p.a.	2001-2006	banking
25	NOVA LJUBLJANSKA BANKA	NLB5	27 Sept 2001	12 mio EUR	5.8% p.a.	2000-2005	banking
26	NOVA LJUBLJANSKA BANKA	NLB3	18 July 2000	4,000 SITm	5.25% p.a. + TOM	2000-2005	banking
27	NOVA LJUBLJANSKA BANKA	NLB4	18 July 2000	5 EURm	5.65% p.a.	2000-2005	banking
28	NOVA LJUBLJANSKA BANKA	NLB9	18 Jun 2003	10,847.4 SITm	8.5% p.a.	2002-2006	banking
29	NOVA LJUBLJANSKA BANKA	NLB10	18 Jun 2003	10,824.3 SITm	3% p.a. + TOM	2002-2007	banking
30	NOVA LJUBLJANSKA BANKA	NLB11	18 Jun 2003	26,326 EURm	5.1% p.a.	2002-2009	banking
31	PROBANKA	PRB2E	3 Nov 1997	3,067,751.29	8% p.a.	1995-2003	banking
32	SKB BANKA	SKB4A	30 Dec 1999	3,818.2 SITm	5.25% p.a. + TOM	1999-2005	banking
33	SKB BANKA	SKB4B	30 Dec 1999	5,909 EURm	5.25% p.a.	1999-2006	banking
34	SLOVENSKA ZADRUŽNA KMETIJSKA BANKA	ZBK1E	10 July 1995	2,556,459.41 EUR	10% p.a.	1994-2004	banking
35	SLOVENSKA ZADRUŽNA KMETIJSKA BANKA	SZB3	15 Mar 2000	2,000 SITm	5.3% p.a. + TOM	1999-2005	banking
36	STANOVANJSKI SKLAD RS	SSR1E	4 July 1996	4,083,023.58 EUR	6% p.a.	1995-2010	national mortgage agency
37	STANOVANJSKI SKLAD RS	SSR2	30 June 1998	2,000 SITm	7.2% p.a. + TOM	1998-2008	national mortgage agency

MUNICIPAL and GOVERNMENT BONDS

	Issuer	Trading code	First trading day	Nominal value of issue traded	Coupon interest rate	Maturity	Sector
1	REPUBLIC OF SLOVENIA	RS10	14 June 1999	52,189.61 SITm	4.5% p.a. + TOM	1997-2007	government bond
2	REPUBLIC OF SLOVENIA	RS13E	14 June 1999	54,555,355.02 EUR	5.55% p.a.	1998-2008	government bond
3	REPUBLIC OF SLOVENIA	RS17	15 Mar 2000	9,000 SITm	4.7% p.a. + TOM	2000-2005	government bond
4	REPUBLIC OF SLOVENIA	RS18	15 May 2000	50 EURm	6% p.a.	2000-2010	government bond
5	REPUBLIC OF SLOVENIA	RS20	12 Dec 2000	6,000 SITm	4.2% p.a. + TOM	2000-2003	government bond
6	REPUBLIC OF SLOVENIA	RS21	18 Nov 2002	20,000 SITm	1% p.a. + TOM	2001-2015	government bond
7	REPUBLIC OF SLOVENIA	RS22	22 Feb 2001	8,000 SITm	4.7% p.a. + TOM	2001-2006	government bond
8	REPUBLIC OF SLOVENIA	RS23	20 Feb 2001	40 EURm	6% p.a.	2001-2011	government bond
9	REPUBLIC OF SLOVENIA	RS24	22 Mar 2001	1,100 SITm	4.2% p.a. + TOM	2001-2004	government bond
10	REPUBLIC OF SLOVENIA	RS25	3 May 2001	8,000 SITm	4.7% p.a. + TOM	2001-2006	government bond
11	REPUBLIC OF SLOVENIA	RS26	14 June 2001	50 EURm	5.375% p.a.	2001-2011	government bond
12	REPUBLIC OF SLOVENIA	RS27	20 Dec 2001	17,000 SITm	4.7% p.a. + TOM	2001-2006	government bond
13	REPUBLIC OF SLOVENIA	RS28	25 Jan 2002	10,500 SITm	4.2% p.a. + TOM	2002-2005	government bond
14	REPUBLIC OF SLOVENIA	RS29	25 Jan 2002	55 EURm	5.375% p.a.	2002-2012	government bond
15	REPUBLIC OF SLOVENIA	RS31	25 Jan 2002	2,974.68 SITm	4.7% p.a. + TOM	2002-2007	government bond
16	REPUBLIC OF SLOVENIA	RS32	25 Jan 2002	23,8655 EURm	5.375% p.a.	2002-2012	government bond
17	REPUBLIC OF SLOVENIA	RS33	9 Apr 2002	127,166 EURm	8% p.a.	2002-2022	government bond
18	REPUBLIC OF SLOVENIA	RS34	26 Feb 2002	16,910 SITm	4.2% p.a. + TOM	2002-2007	government bond
19	REPUBLIC OF SLOVENIA	RS35	26 Mar 2002	14,000 SITm	9% p.a.	2002-2007	government bond
20	REPUBLIC OF SLOVENIA	RS36	26 Mar 2002	12,000 SITm	7.5% p.a.	2002-2005	government bond
21	REPUBLIC OF SLOVENIA	RS37	30 Apr 2002	17,000 SITm	4% p.a. + TOM	2002-2007	government bond
22	REPUBLIC OF SLOVENIA	RS38	30 Apr 2002	100 EURm	5.63% p.a.	2002-2017	government bond
23	REPUBLIC OF SLOVENIA	RS39	18 Nov 2002	30,000 SITm	1% p.a. + TOM	2002-2008	government bond
24	REPUBLIC OF SLOVENIA	RS40	7 June 2002	15,000 SITm	3.9% p.a. + TOM	2002-2007	government bond
25	REPUBLIC OF SLOVENIA	RS41	26 June 2002	12,000 SIT m	3.9% p.a. + TOM	2002-2007	government bond
26	REPUBLIC OF SLOVENIA	RS42	24 Jul 2002	12,000 SIT m	9% p.a.	2002-2005	government bond
27	REPUBLIC OF SLOVENIA	RS43	22 Oct 2002	15,600 SITm	3% p.a. + TOM	2002-2006	government bond
28	REPUBLIC OF SLOVENIA	RS44	29 Nov 2002	2,964.93 SITm	6.65% p.a.	2002-2012	government bond
29	REPUBLIC OF SLOVENIA	RS45	3 Dec 2002	12,112.49 SITm	8.2% p.a.	2002-2005	government bond
30	REPUBLIC OF SLOVENIA	RS48	10 Dec 2002	60 EURm	4.75% p.a.	2002-2012	government bond
31	REPUBLIC OF SLOVENIA	RS49	22 Jan 2003	29,78896 EUR m	4.75% p.a.	2003-2022	government bond
32	REPUBLIC OF SLOVENIA	RS50	11 Mar 2003	61,281,800 EUR	4.50% p.a.	2003-2013	government bond
33	REPUBLIC OF SLOVENIA	RS51	11 Mar 2003	44,470.5 SITm	7.75% p.a.	2003-2006	government bond
34	REPUBLIC OF SLOVENIA	RS52	17 Apr 2003	40,000 SITm	6.25% p.a.	2003-2008	government bond
35	REPUBLIC OF SLOVENIA	RS53	17 Apr 2003	100 EURm	4.875% p.a.	2003-2018	government bond
36	REPUBLIC OF SLOVENIA	RS54	29 Oct 2003	30,000 SITm	5.75% p.a.	2003-2013	government bond
37	SLOVENSKA RAZVOJNA DRUŽBA	SKR1E	3 July 1995	25,564,594.06 EUR	5% p.a.	1993-2003	development fund of Republic Slovenia

TOM (abbreviation for: "temeljna obrestna mera" - base interest rate) - indexation factor, calculated as twelve month average of monthly consumer price index

F1) OFFICIAL MARKET (2)

COMMON SHARES

	Issuer	Trading code	First trading day	Nominal value of issue listed	Number of shares traded	Isin code	Sector
1	AERODROM LJUBLJANA	AELG	8 Oct 1997	1,936.229 SITm	1,936,229	SI 003110327 6	airport services
2	COMET ZREČE	CHZG	2 Nov 1998	1,700.688 SITm	1,700,688	SI 003110440 7	grinding wheels and other non-metals production
3	DELO LJUBLJANA	DELR	13 Jan 1999	667.464 SITm	667,464	SI 003110445 6	publishing
4	DELO PRODAJA	DPRG	12 Feb 2001	593.549 SITm	593,549	SI 003110707 9	trade
5	DROGA PORTOROŽ	DRPG	12 June 1998	2,827.68 SITm	282,768	SI 003110025 6	food processing industry
6	EMONA OBALA KOPER	EOKG	7 Jan 1998	1,741.456 SITm	1,741,456	SI 003110268 2	commerce
7	ETOL CELJE	ETOG	21 Feb 1997	2,745.76 SITm	274,576	SI 003110133 8	essential oils and fragrances production
8	GEODETSKI ZAVOD SLOVENIJE	GZRG	8 Jan 2001	379.820 SITm	379,820	SI 003111033 9	surveying and cartography
9	GORENJE VELENJE	GRVG	10 Nov 2000 official market (2 June 1998 free market)	12,200 SITm	12,200,000	SI 003110407 6	household appliances
10	GRADBENO PODJETJE GROSUPLJE	GPG	23 Dec 1994	19,941.1 SITm	199,411	SI 003110072 8	construction industry
11	INTEREUROPA KOPER	IEKG	12 Jan 1998	7,902.413 SITm	7,902,413	SI 003110009 0	retail trade
12	ISTRABENZ KOPER	ITBG	16 June 1997	5,180 SITm	5,180,000	SI 003110207 0	holding companies management
13	KOMPAS MTS	MTSG	8 Dec 2000	3,526.714 SITm	3,526,714	SI 003110370 6	catering service, border-crossing and tourist services
14	KOLINSKA LJUBLJANA	KOLR	8 Jan 1996	3,166.992 SITm	3,166,992	SI 003110005 8	food processing industry
15	KRKA TOVARNA ZDRAVIL NOVO MESTO	KRKG	4 Nov 1997	14,170.448 SITm	3,542,612	SI 003110212 0	pharmaceutical & chemical industry
16	LUKA KOPER	LKPG	20 Nov 1996	7,140 SITm	7,140,000	SI 003110134 6	transport
17	MERCATOR LJUBLJANA	MELR	22 Dec 1997	32,085.04 SITm	3,208,504	SI 003110008 2	commerce industry, agriculture
18	MERKUR NAKLO	MER	30 Nov 1998	12,145.85 SITm	1,214,585	SI 003110463 9	wholesale and retail trade
19	MLINOTEST AJDOVŠČINA	MAJG	3 Apr 2000	2,389.177 SITm	2,389,177	SI 003110820 0	food processing industry
20	NIKA BREŽICE	NIKA	23 June 1992	479.688 SITm	479,688	SI 003110079 3	financial consultancy and services
21	PETROL LJUBLJANA	PETG	5 May 1997	12,517.806 SITm	2,086,301	SI 003110215 3	crude-oil and gas trade
22	PIVOVARNA LAŠKO	PILR	1 Feb 2000	8,747.652 SITm	8,747,652	SI 003110741 8	brewery
23	PIVOVARNA UNION	PULG	6 Mar 2000	4,511.14 SITm	451,114	SI 003110907 5	brewery and soft drinks
24	RADENSKA RADENCI	RARG	3 Apr 1997	5,061.856 SITm	5,061,856	SI 003110230 2	health resort
25	SALUS LJUBLJANA	SALR	16 Jan 1992	134.98 SITm	134,980	SI 003110568 5	full-line pharmaceutical
26	SAVA KRANJ	SAVA	6 Jan 2000	17,209.87 SITm	1,720,987	SI 003110845 7	wholesale chemicals
27	TEHNOUNION LJUBLJANA	TEHG	26 Nov 1998	840.05 SITm	84,005	SI 003110002 5	sales agent and marketing of motor vehicles
28	TERME CATEŽ	TCRG	26 Aug 1993	4,049.826 SITm	674,971	SI 003110063 7	health resort
29	TERME 3000	ZMTG	25 Sep 1997	3,184.444 SITm	3,184,444	SI 003110325 0	health resort
30	ŽIVILA KRANJ	ZKNG	15 May 2000	3,199.97 SITm	319,997	SI 003110678 2	trade and catering industry
31	ŽITO LJUBLJANA	ZTOG	20 Mar 2000	3,487.65 SITm	348,765	SI 003110844 0	flour, bread, pasta and sweets production

PREFERRED SHARES

	Issuer	Trading code	First trading day	Nominal value of issue listed	Number of shares traded	Isin code	Sector
1	PROBANKA MARIBOR	PRBP	30 Mar 1993	400 SITm	400,000	SI 002120040 5	banking

TRADED SECURITIES - OCTOBER 2003

F2) FREE MARKET (1)

CORPORATE BONDS

	Issuer	Trading code	First trading day	Nominal value of issue traded	Interest rate	Maturity	Sector
1	AUTOCOMMERCE LJUBLJANA	ACL1E	15 Dec 1997	11,401,808.95 EUR	8% p.a.	1997-2006	foreign and domestic trade, service and production
2	BANKA KOPER	BKP3	5 Jan 2000	5 EURm	5% p.a.	1999-2004	banking
3	BANKA KOPER	BKP4	21 Dec 2000	2,000 SITm	6% p.a. + TOM	2000-2005	banking
4	BANKA VIPA	VP01E	5 Jan 1995	1,022,583.76 EUR	10% p.a.	1994-2004	banking
5	KD INVESTMENTS	KD01E	24 July 1996	4,090,335.05 EUR	10% p.a.	1996-2006	investment
6	NAMA	NAL1	8 Aug 2002	953,795,000 SIT	7% p.a. + EUR	2002-2008	trade
7	NOVA LJUBLJANSKA BANKA	NLB7	22 Nov 2002	6,250 SITm	10% p.a.	2002-2005	banking
8	NOVA LJUBLJANSKA BANKA	NLB8	22 Nov 2002	14,276 EURm	5.5% p.a.	2002-2007	banking
9	POŠTNA BANKA SLOVENIJE	PBS2	27 Dec 2002	1,500 SITm	6% + TOM	2000-2007	banking
10	POŠTNA BANKA SLOVENIJE	PBS3	27 Dec 2002	1,795.5 SITm	5.3% + TOM	2000-2005	banking
11	POTEZA	BDP2	13 Dec 1999	1.5 EURm	7.5% p.a.	1999-2004	brokerage house
12	PROBANKA	PRB4	15 Mar 2000	5 EURm	5.5% p.a.	1999-2007	banking
13	PROBANKA	PRB5	26 Apr 2002	7.85 EURm	6.25% p.a.	2001-2006	banking
14	PROBANKA	PRB6	30 Jul 2003	6.5 EURm	5.7% p.a.	2002-2008	banking
15	SIP STROJNA OPREMA	SIP1AE	19 June 2000	3,323,397.23 EUR	6% p.a.	1999-2009	production of tractors and other agricultural, forestry and cultivation machinery
16	SIP STROJNA OPREMA	SIP1BE	19 June 2000	1,763,956.99 EUR	6% p.a.	1999-2009	
17	UBK BANKA	UBKKE	5 Jan 1995	3,067,751.29 EUR	8.5% floating rate	1994-2004	banking

* floating interest rate calculated as an average annual interest rate of long-term government bonds denominated in EUR

MUNICIPAL and GOVERNMENT BONDS

	Issuer	Trading code	First trading day	Nominal value of issue traded	Coupon interest rate	Maturity	Sector
1	SLOVENSKA ODŠKODNINSKA DRUŽBA	SOS2E	7 Apr 1997	536,865,000 EUR	6% p.a.	1996-2004	meeting commitments deriving from denationalisation process
2	STANOVANJSKI SKLAD RS	SSR3	8 May 2001	2,000 SITm	6.1% p.a. + TOM	2001-2011	national mortgage agency

TOM (abbreviation for: "temeljna obrestna mera" - base interest rate) - indexation factor calculated as twelve month average of monthly consumer price index

F2) FREE MARKET (2)

COMMON SHARES

	Issuer	Trading code	First trading day	Nominal value of issue traded	Number of shares traded	Isin code	Sector
1	AGROKOMBINAT MARIBOR	AKMG	24 Sep 1999	403.808 SITm	403.808	SI 003110433 2	retail, fooder production for livestock, meat and milk products, granary services
2	AKTIVA AVANT	AAPG	12 Sep 2003	2,951.872 SITm	2,951.872	SI 002111191 7	other financial intermediation
3	AKTIVA INVEST	AKIR	27 May 2003	775.11 SITm	775.110	SI 02111135 4	enterprise & business counselling
4	ALPETOUR POTOVALNA AGENCIJA ŠKOFJA LOKA	APAG	2 Aug 2000	526.084 SITm	263.042	SI 003110989 3	passengers transportat
5	AVTO CELJE	AVCG	4 Feb 1997	418.077 SITm	418.077	SI 003110211 2	car sale and repair services
6	AVTOPREVOZNIŠTVO IN SERVISI VELENJE	ASVG	1 Sep 1997	308.696 SITm	308.696	SI 003110315 1	transport company
7	BELINKA HOLDING LJUBLJANA	BELG	19 Oct 2000	2,702.532 SITm	2,702.532	SI 003110216 1	holding companies management
8	CAPITA LJUBLJANA	CAP1	5 Sep 1997	315.963 SITm	315.963	SI 002110003 5	holding companies management
9	CERTIUS INVEST	CRIR	16 Sep 2003	3,091.062 SITm	3,091.062	SI 002111192 5	other financial intermediation
10	CETIS CELJE	CETG	10 Mar 1997	2,400 SITm	200,000	SI 003110084 3	paper industry and graphics
11	CINKARNA CELJE	CICG	6 Mar 1998	4,874.862 SITm	812,477	SI 003110380 5	metallurgic and chemical industry
12	COLOR MEDVODE	COMG	15 Jan 1998	1,900.782 SITm	950,391	SI 003110360 7	resin, colours and varnish industry
13	CREINA KRANJ	CRKG	21 Feb 2000	194.376 SITm	48,594	SI 003110915 8	production and wholesale of agricultural and industrial machines and gadgets
14	DANA MIRNA	DMRG	7 June 1999	356.128 SITm	356,128	SI 003110520 6	secondary industry of fruit processing and production of alcohol and non-alcohol drinks
15	DZS LJUBLJANA	DZS	12 May 1999	1,429.368 SITm	1,429,368	SI 003110527 1	publishing and trading
16	EGOLES ŠKOFJA LOKA	GKRG	17 Sep 1999	258.3 SITm	258,300	SI 003110714 5	forest management and sale of wood products
17	ELMO LJUBLJANA	IELG	22 Feb 2001	708 SITm	708,000	SI 003111026 3	electrical installations
18	ETRA 33 LJUBLJANA	ETRG	7 Nov 2002	454.23 SITm	45,423	SI 003110712 9	production of electromotors, generators and transformers
19	FINIRA LJUBLJANA	FIIR	10 Oct 2002	2,179.206 SITm	2,179,206	SI 002111138 8	holding companies management
20	FOND INVEST	MHLG	30 Jan 2001	595.241 SITm	595,241	SI 003111007 3	holding companies management
21	FRUCTAL AJDOVŠČINA	FRAG	6 Jan 1998	2,504.151 SITm	2,504,151	SI 003110359 9	food-processing industry
22	GEA COLLEGE LJUBLJANA	GEAR	5 Jan 1995	147.885 SITm	147,885	SI 003110080 1	consulting
23	GEA TOVARNA OLJA SLOV.BISTRICA	GSBG	30 June 1996	660.348 SITm	660,348	SI 003110129 6	oil - producing industry
24	GRADIS GP LJUBLJANA	GLJG	12 July 1999	609.5 SITm	304,750	SI 003110393 8	construction
25	GRAND HOTEL UNION LJUBLJANA	GHUG	5 Jan 2000	1,814.613 SITm	1,814,613	SI 003110865 5	hotel industry
26	GORENJSKI TISK KRANJ	GTKG	19 Sep 1996	960.176 SITm	960,176	SI 003110119 7	graphics services
27	GORIŠKE OPEKARNE RENČE	GORG	8 Mar 1999	392.725 SITm	392,725	SI 003110499 3	production of different clay brick products
28	GOZDNO GOSPODARSTVO BLEDE	GOBG	27 Dec 1999	611.9 SITm	611,900	SI 003110737 6	forest management
29	HELIOS DOMŽALE	HDOG	19 Sep 1996	2,198.61 SITm	219,861	SI 003110114 8	intermediary on fuel, mine sector
30	HIDROTEHNIK LJUBLJANA	VHLG	5 July 1999	384.472 SITm	384,472	SI 003110551 1	building industry and protection against flood damage
31	HOTELI PALACE PORTOROŽ	PALG	7 Oct 1997	2,346.102 SITm	2,346,102	SI 003110330 0	hotel industry
32	IMP ČRPALKE	ICRG	9 Sep 1998	333.034 SITm	333,034	SI 003110434 0	production of pumps
33	INFOND HOLDING	IFFR	23 Sept 2002	16,833.414 SITm	16,833,414	SI 002111076 0	holding companies management
34	INLES RIBNICA	IHPG	8 Oct 1999	1,111.050 SITm	555,525	SI 003110745 9	production of furniture
35	INTARA LJUBLJANA	INTR	5 Jan 1995	101 SITm	101,000	SI 003110114 8	brokerage house
36	INTEGRAL JESENICE	INJG	14 Sep 1999	243.784 SITm	243,784	SI 003110708 7	merchandise and passenger transport, motor vehicle service and repairs
37	INTERTRADE ITA LJUBLJANA	INRG	20 Oct 1997	695.31 SITm	69,531	SI 003110333 4	mechanical engineering representative
38	INTERTRADE ITS LJUBLJANA	ITSG	24 Apr 1998	1,260 SITm	1,260,000	SI 003110394 6	information and computer service
39	ŽITO INTES	IMTG	9 Mar 2000	2,518.194 SITm	2,518,194	SI 003110920 8	cereal processing and production of farinaceous food
40	IMP KLIMAT	KLLG	26 Apr 2002	353.9 SITm	353,900	SI 003111114 7	production of air conditioning equipment
41	JADRAN SEŽANA	JASG	23 Sep 1996	226.334 SITm	226,334	SI 003110154 4	commerce industry
42	JATA EMONA	JAMR	15 Jan 2002	3,197.534 SITm	3,197,534	SI 003111109 7	production and retailing of poultry meat
43	JAVOR PIVKA	JPIG	13 Nov 2000	1,194.7 SITm	1,194,700	SI 003110910 9	production of plywood, bound and layer wood, fibre and other slabs
44	JELEN SLOVENSKE KONJICE	JESG	29 Nov 1999	50.849 SITm	50,849	SI 003110430 8	restaurant & hotel capacities
45	JUTEKS ZALEC	JTKG	2 Nov 1999	641.432 SITm	641,432	SI 003110786 3	carpet production on various linings
46	KEMA PUONCI	KEPG	17 Dec 1998	217.346 SITm	217,346	SI 003110420 9	production of special buildingmaterials
47	KLASJE CELJE	KLKG	2 July 1999	734.716 SITm	734,716	SI 003110548 7	bread, pastries and sweets production
48	KD HOLDING	KDHR	5 Feb 2001	7,399.752 SITm	924,969	SI 003111046 1	holding companies management
49	KOMPAS HOTELI KRANJSKA GORA	KHKG	31 May 1996	1,627 SITm	162,700	SI 003110052 0	tourism, hotel industry
50	KRONA HOLDING	KRHR	9 May 2002	1,287.121 SITm	1,287,121	SI 002111124 8	holding companies management
51	KOŠAKI TMI MARIBOR	TKMG	11 Oct 1999	432.36 SITm	43,236	SI 003110424 1	secondary meat industry and production of meat products
52	LESNINA EMMI SLOV.BISTRICA	LSBG	8 May 1996	684.037 SITm	684,037	SI 003110035 5	aluminium and wood production
53	LESNINA	MILG	12 Jan 2002	2,906.81SITm	76,495	SI 003111116 2	wholesale and retail of furniture

F2) FREE MARKET (3)

COMMON SHARES

	Issuer	Trading code	First trading day	Nominal value of issue traded	Number of shares traded	Isin code	Sector
54	LIP BLEED	LLBG	12 Jan 2000	2,155.899 SITm	2,155,899	SI 003110871 3	wood manufacturing
55	LIV POSTOJNA	LIVG	16 Nov 1999	1,616 SITm	161,600	SI 003110796 2	production of vacuum cleaners, plastic tubes and fittings, bicycles, hydraulic elevators and concrete mixers
56	LIZ INŽENIRING LJUBLJANA	LIZG	11 Mar 1999	188,677 SITm	188,677	SI 003110371 4	consulting and engineering in object construction
57	MARINA PORTOROŽ	MAPG	19 Sep 1996	627,864 SITm	313,932	SI 003110058 7	nautical and hotel industry
58	OLJARICA KRANJ	MOKG	27 Jan 1999	704,04 SITm	70,404	SI 003110201 3	production of cooking oil
59	MAKSIMA HOLDING	MAHR	6 May 2003	6,399.85 SITm	6,399,850	SI 002111151 1	holding companies management
60	MEDALJON MARIBOR	MEDR	12 Oct 1999	1,734 SITm	1,734,000	SI 003110691 5	management of holding companies, business operations of own real estate and renting own real estate
61	MEDVEŠEK PUŠNIK LJUBLJANA	MPL	12 Dec 1997	160 SITm	80,000	SI 002110324 5	financial consulting
62	MELAMIN KOČEVJE	MKOG	23 Sep 1996	466,489 SITm	466,489	SI 003110201 1	chemical industry
63	MERCATA 1 HOLDING	MHLR	30 Jan 2001	2,693,249 SITm	2,693,249	SI 003111007 3	holding companies management
64	MESNA INDUSTRIJA PRIMORSKE	MIPG	19 June 2000	1,478,742 SITm	1,478,742	SI 003110969 5	meat processing industry; wholesale and retail trade with provisions
65	MITOL SEŽANA	MISG	15 May 1997	770,509 SITm	770,509	SI 003110271 6	production and sale of adhesive substances and resinous compound
66	MLADINSKA KNJIGA TISKARNA LJUBLJANA	MKTG	11 Oct 1999	1,039,54 SITm	103,954	SI 003110094 2	printing, publishing, retail and wholesale
67	MODRA LINIJA HOLDING	MLHR	20 Nov 2002	1,882,991 SITm	1,882,991	SI 002111058 8	holding companies management
68	MURALES LJUTOMER	MULG	2 Mar 2001	322,045 SITm	322,045	SI 003110778 0	production of wood furniture
69	NAMA LJUBLJANA	NALG	20 Dec 1999	2,861,31 SITm	2,861,310	SI 003110269 0	retail trade and renting of business premises
70	NIKO ŽELEZNIKI	NKPG	17 Sep 1999	358,75 SITm	35,875	SI 003110717 8	office material, industrial paper-clips, electromagnets and other metal mechanisms
71	PINUS TKI RAČE	PIRG	13 June 1996	1,333,83 SITm	133,383	SI 003110037 1	production
72	PLAMA PUR	POPG	6 Dec 1999	686,798 SITm	686,798	SI 003110822 6	chemical industry
73	POM-INVEST	POIR	19 Oct 2001	2,241,983 SITm	2,241,983	SI 002111098 4	production and refashioning of poliuretanic (plastic) foams
74	RTC KRVAVEC	RKRG	17 Oct 1997	411,468 SITm	205,734	SI 003110328 4	holding companies management
75	SATURNUS AVTOOPREMA LJUBLJANA	SAAG	14 Apr 1997	966,122 SITm	483,061	SI 003110254 2	transport of passengers, goods and various loads
76	SATURNUS EMBALAŽA LJUBLJANA	SELR	3 Nov 1997	672,512 SITm	84,064	SI 003111175 8	motorvehicles light equipment industry
77	SAVINJA MOZIRJE	MSMG	21 Sep 1999	105,78 SITm	105,780	SI 003110685 7	production of package
78	SIJAJ HRASTNIK	SIHG	7 Oct 1999	268,8 SITm	26,880	SI 003110742 6	retail of food and non-food provisions
79	KD GROUP	SKDR	21 Dec 2000	372,872 SITm	186,436	SI 003111016 4	production of decorative lights and metal products
80	SLOVENIJALES LJUBLJANA	SLLG	8 May 1996	2,736,04 SITm	273,604	SI 003110040 5	holding companies management
81	SVILA MARIBOR	SVMG	17 Jan 1997	1,263,478 SITm	1,263,478	SI 003110209 6	commerce, engineering, representation
82	SVILANIT KAMNIK	SKAG	14 Apr 1997	816,974 SITm	408,487	SI 003110245 0	textile industry
83	TEKSTINA AJDOVŠČINA	TEAG	12 Feb 1997	1,127,293 SITm	1,127,293	SI 031102211 1	textile industry
84	TERME DOBRNA	ZDDG	5 July 1999	682,01 SITm	682,010	SI 03110539 6	medical services, tourist and hotel trade
85	TOSAMA DOMŽALE	TODG	13 Sep 1996	2,956,7 SITm	295,670	SI 003110136 1	sanitary material production
86	TOVARNA SLADKORJA ORMOŽ	TSOR	12 Apr 1996	4,971,63 SITm	497,163	SI 003110020 7	sugar production
87	TRIGLAV, finančna družba	TFDR	4 Mar 2003	6,356,989 SITm	6,356,989	SI 002111120 6	holding companies management
88	TUB SWATY MARIBOR	TUBG	30 Dec 1997	1,155,76 SITm	288,940	SI 003110344 1	production and trade of knife grinders
89	UNITAS LJUBLJANA	USLG	26 Nov 1998	145,115 SITm	145,115	SI 003110467 0	production of sanitary, water and gas fittings
90	UNIT-AS NEPREMIČNINELJUBLJANA	USAR	20 Feb 2003	173,377 SITm	173,377	SI 003111147 7	trading with own real estate
91	UPIMO GROUP LJUBLJANA	UPGR	9 July 19997	215 SITm	215,000	SI 002110266 8	counseling services on trading and marketing and financial engineering
92	VELANA LJUBLJANA	VLJG	23 Dec 2002	1,409,645 SITm	1,409,645	SI 003110069 4	non-clothing textile manufacturer
93	VIZIJA HOLDING	VIHR	17 Mar 2003	2,277,503 SITm	2,277,503	SI 002111125 5	holding companies management
94	ZASAVSKI RAČUNSKI CENTER TRBOVLJE	ZRCG	27 Dec 1999	43,466 SITm	43,466	SI 003110856 4	consultancy engineering, electronic data processing, sale of software products
95	ZDRAVILIŠČE ROGAŠKA	RGS	11 Feb 1999	898,11 SITm	898,110	SI 003110489 4	health resort
96	ZVON ENA HOLDING	ZVHR	30 Oct 2003	11,520,72 SITm	11,523,260	SI 002111177 6	holding companies management
97	ŽELEZARNA RAVNE - MONTER DRAVOGRAD	ZMDG	17 Sep 1999	359,761 SITm	359,761	SI 003110696 4	management of investment portfolios of subsidiaries

PREFERRED SHARES

	Issuer	Trading code	First trading day	Nominal value of issue traded	Number of shares traded	Isin code	Sector
1	KD HOLDING	KDHP	18 July 2001	2,131,304 SITm	266,413	SI 003120050 2	holding companies management
2	ZDRAVILIŠČE ROGAŠKA	RGP	11 Feb 1999	55,7 SITm	27,850	SI 003120028 8	health resort

F2) FREE MARKET (4)

CLOSED-END FUNDS

	Issuer	Trading code	First trading day	Nominal value of issue traded	Number of shares traded	Isin code	Sector
1	ID MAKSIMA	MAIR	21 May 2003	7,811.823 SITm	7,811,823	SI 002111152 9	investment fund
2	INFOND ID	IFIR	23 Sept 2002	8,132.314 SITm	8,132,314	SI 002111078 6	investment fund
3	KD ID	KDIN	9 Feb 2001	9,204.61 SITm	92,046,145	SI 002111023 2	investment fund
4	NACIONALNA FINANČNA DRUŽBA 1	NF1N	26 Oct 1998	15,833.01 SITm	160,580,300	SI 002110600 8	investment fund
5	TRIGLAV STEBER 1	TG1N	2 Nov 1998	14,545.89 SITm	147,487,470	SI 002110610 7	investment fund
6	ZLATA MONETA 1	ZM1N	31 Mar 1999	6,638.43 SITm	68,297,800	SI 002110617 2	investment fund

AUTHORISED CLOSED-END FUNDS

	Issuer	Trading code	First trading day	Nominal value of issue traded	Number of shares traded	Isin code	Sector
1	ATENA PID	ATPR	17 June 2002	13,591,588,800 SIT	135,915,888	SI 002111093 5	authorised investment fund
2	ARKADA ENA LJUBLJANA	AR1N	14 Dec 1998	6,640.61 SITm	66,406,092	SI 002110579 4	authorised investment fund
3	CAPINVEST 2 LJUBLJANA	CAPN	24 Dec 1998	587.69 SITm	5,876,900	SI 002110622 2	authorised investment fund
4	INFOND PID	IFPR	23 Sept 2002	8,764.1964 SITm	87,641,964	SI 002111077 8	authorised investment fund
5	KS - SKLAD 2	KS2N	2 Aug 1998	4,429.32 SITm	44,293,242	SI 002110621 4	authorised investment fund
6	KS - SKLAD 4	K4SR	25 Apr 2002	4,163.38 SITm	41,633,800	SI 002111095 0	authorised investment fund
7	KRONA SENIOR	SN0N	8 Dec 1998	7,317.04 SITm	73,170,428	SI 002110590 1	authorised investment fund
8	PID MAKSIMA	MPIR	21 May 2003	7,452,951,300 SIT	74,529,513	SI 002111153 7	authorised investment fund
9	MERCATA LJUBLJANA	MR0N	31 Aug 1998	2,892.39 SITm	28,923,982	SI 002110598 4	authorised investment fund
10	MERCATA 1 LJUBLJANA	MR1N	31 Aug 1998	2,682.115 SITm	26,821,153	SI 002110599 2	authorised investment fund
11	MODRA LINIJA KOPER	ML0N	7 Apr 1998	3,415,383,300 SIT	34,156,833	SI 002110596 8	authorised investment fund
12	NACIONALNA FINANČNA DRUŽBA 2	NF2N	2 July 1999	29,137.97 SITm	291,379,659	SI 002110601 6	authorised investment fund
13	NIKA PID	NK0N	24 Apr 1998	3,257.47 SITm	32,574,698	SI 002110602 4	authorised investment fund
14	NIKA PID 2	NK2N	24 Apr 1998	1,255.59 SITm	12,555,868	SI 002110604 0	authorised investment fund
15	KD PID	KDPN	9 Feb 2001	9,591.36 SITm	95,913,558	SI 002111023 2	authorised investment fund
16	POMURSKA INV.DRUŽBA 1	PM1N	9 Nov 1998	3,592.39 SITm	35,923,940	SI 002110606 5	authorised investment fund
17	POOBLAŠČENA POMURSKA INV. DRUŽBA	PPIR	26 Oct 2001	2,296.74 SITm	22,967,400	SI 002111099 2	authorised investment fund
18	SETEV LJUBLJANA	ST1N	24 Sep 1999	4,346,919,000 SIT	43,469,190	SI 002110609 9	authorised investment fund
19	TRDNJAVA VELENJE	TR0N	14 June 1999	2,593.28 SITm	25,932,762	SI 002110612 3	authorised investment fund
20	TRDNJAVA I VELENJE	TR1N	5 July 1999	891.79 SITm	8,917,902	SI 002110613 1	authorised investment fund
21	TRIGLAV STEBER PID	TRSR	20 Mar 2003	13,184,266,100 SIT	131,842,661	SI 002111119 8	authorised investment fund
22	VIZIJA I., PID	VZPR	8 Apr 2003	2,129,960,200 SIT	21,299,602	SI 002111126 3	authorised investment fund
23	ZLATA MONETA II MARIBOR	ZM2N	31 Mar 1999	8,233.38 SITm	82,333,757	SI 002110618 0	authorised investment fund
24	ZVON DVA MARIBOR	ZV2N	7 June 1999	14,122.47 SITm	141,224,712	SI 002110592 7	authorised investment fund