



MONTHLY STATISTICS LJUBLJANA STOCK EXCHANGE

November 2003
Year IX, No. 11/03

TURNOVER

Market	Turnover (in EURm)	Volume in pieces	Number of bargains
Official market	90.60	2,211,287	11,376
Shares	59.30	1,239,953	9,863
Bonds	31.30	971,334	1,513
Free market	40.74	46,007,905	20,379
Shares	14.25	2,197,198	7,633
Bonds	6.36	531,905	393
Closed-end funds	9.79	8,251,917	5,768
Authorised closed-end funds	10.35	35,026,885	6,585
Short-term securities	0.00	0	0
Total	131.35	48,219,192	31,755

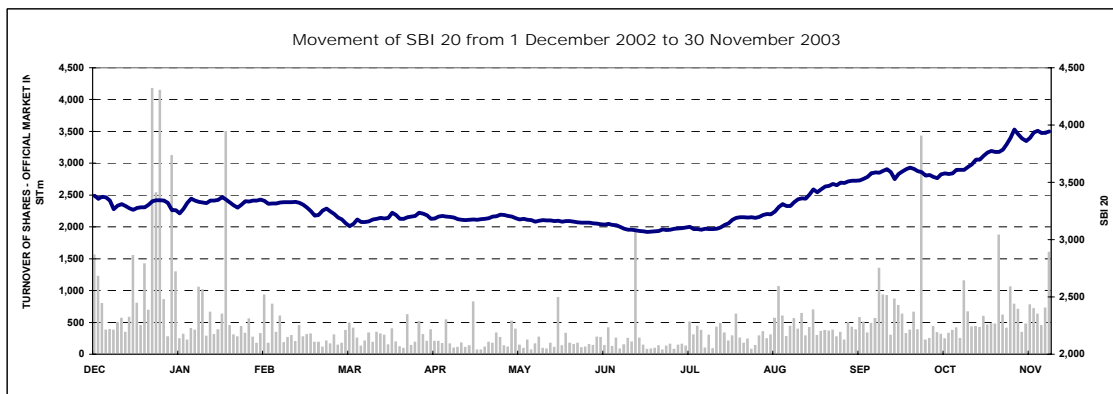
MARKET SIZE

Market	Market capitalisation (in EURm)	Number of securities	Number of issuers
Official market	7,187.69	108	47
Shares	4,132.77	32	32
Bonds	3,054.92	76	15
Free market	3,107.06	149	141
Shares	1,413.58	100	98
Bonds	671.99	19	13
Closed-end funds	616.92	8	8
Authorised closed-end funds	404.57	22	22
Total	10,294.75	257	188
Short-term securities	-	10	1

NOMINAL RETURN

STOCK EXCHANGE INDICES	Nominal return in November 2003	Nominal return in Year 2003
Slovenian stock exchange index (SBI 20)	7.82%	18.04%
Nonweighted slovenian stock exchange index (SBI 20NT)	6.17%	13.74%
Free market index (IPT)	4.93%	25.67%
Investment fund index (PIX)	4.93%	19.40%
Bond index (BIO)	0.64%	5.54%

INDUSTRIAL SECTOR INDICES	Nominal return in November 2003	Nominal return in Year 2003
Food and beverages	3.36%	13.24%
Chemicals	4.97%	7.45%
Oil and gas	11.52%	32.73%
Transport	9.03%	36.33%
Trade	5.06%	17.65%





ISSUER

Ljubljana Stock Exchange Inc.
Slovenska 56
1000 Ljubljana

INFORMATIONS

E-mail:	info@ljse.si
Phone:	386 1 47-10-211 386 1 47-10-205
Contact persons:	Nataša Žabkar, Simon Mastnak

STATISTICS ON WEB:

http://www.ljse.si/StrAng/Trading/Menu/tr_dpl.htm

Top Five Official Market
08.08.2007

Symbol	Value	%	Change
LJSE	467.128.217		
SIK10	303.568.777		
SIK20	108.087.408		
PET10	63.018.048		
SIK15	48.471.660		

Top Blue Stocks

Symbol	Value	%	Change
SIK10	3.278.00	-13,7%	-6,42
SIK1	2.501.14	15,9%	8,67
SIK11	2.481.17	-6,3%	-6,33

News

- August 26, 2007, Ljubljanska borza d.d., Ljubljana: New Records at Ljubljana Stock Exchange
- August 27, 2007, Ljubljanska borza d.d., Ljubljana: Revisiting SIK10 Index

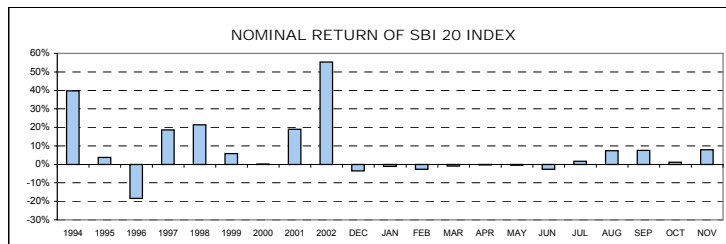
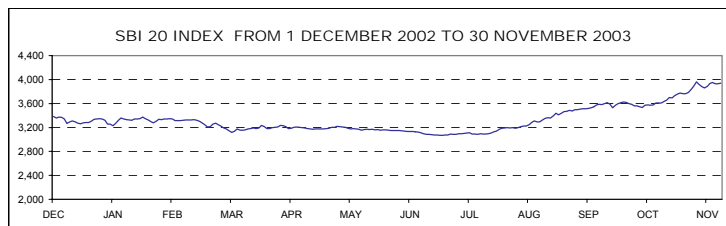
INDEX

	Page
A) STOCK EXCHANGE INDICES	1
A1) Values, yields and movements of Stock Exchange Indices	1
A2) Index compositions	4
B) NUMBER OF ISSUERS, TRADED SECURITIES AND MEMBERS	6
C) TURNOVER	7
C1) Monthly turnover by securities on official market	7
C2) Monthly turnover by securities on free market	9
C3) Most traded securities	14
C4) Turnover by LJSE members	15
C5) Turnover in Years 2003 and 2002	16
D) MARKET CAPITALISATION	19
D1) Market capitalisation of shares	20
D2) Market capitalisation of bonds	23
D3) Market capitalisation of investment funds	25
E) OTHER	26
E1) Indicators (shares on official market)	26
E2) Ownership and net inflow of foreign portfolio investments	27
E3) Record values	28
E4) New listed and delisted securities and changes	29
F) LIST OF SECURITIES	31
F1) Official market	31
F2) Free market	33

A) STOCK EXCHANGE INDICES

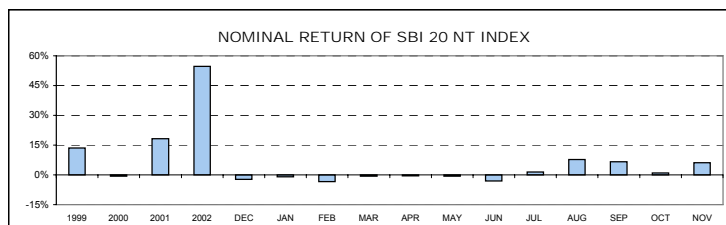
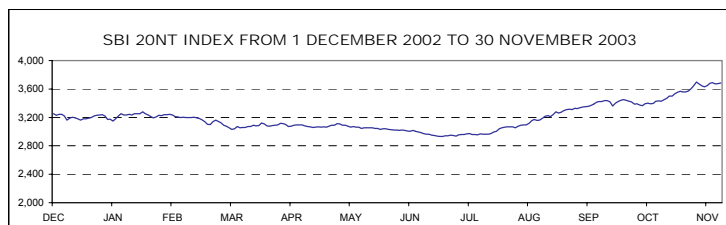
SBI 20 - SLOVENE STOCK EXCHANGE INDEX

Year	Max	Date	Min	Date	Close	Nominal return
1994	1,598.03	28 June 1994	1,131.23	21 Oct 1994	1,396.81	39.68%
1995	1,590.17	9 Nov 1995	1,016.99	13 July 1995	1,448.75	3.72%
1996	1,589.18	13 Mar 1996	891.93	10 Sept 1996	1,183.26	-18.33%
1997	1,655.36	10 Feb 1997	1,156.14	6 Jan 1997	1,404.70	18.71%
1998	2,026.47	10 Aug 1998	1,378.49	6 Jan 1998	1,705.77	21.43%
1999	1,981.87	19 Feb 1999	1,679.48	5 Jan 1999	1,806.26	5.89%
2000	1,903.66	24 Jan 2000	1,584.23	25 May 2000	1,807.94	0.09%
2001	2,159.35	19 Dec 2001	1,700.24	25 Apr 2001	2,151.59	19.01%
2002	3,547.64	8 Nov 2002	2,140.80	3 Jan 2002	3,340.20	55.24%
Year 2003	Max	Date	Min	Date	Close	Nominal return
January	3,371.93	24 Jan 2003	3,228.32	9 Jan 2003	3,305.77	-1.03%
February	3,349.14	7 Feb 2003	3,210.01	27 Feb 2003	3,215.23	-2.74%
March	3,271.88	4 Mar 2003	3,117.31	12 Mar 2003	3,182.96	-1.00%
April	3,234.11	7 Apr 2003	3,171.78	24 Apr 2003	3,178.22	-0.15%
May	3,218.69	9 May 2003	3,155.43	22 May 2003	3,164.43	-0.43%
June	3,162.14	3 Jun 2003	3,079.91	30 Jun 2003	3,079.91	-2.67%
July	3,129.28	31 Jul 2003	3,067.67	3 Jul 2003	3,129.28	1.60%
August	3,361.30	29 Aug 2003	3,141.07	1 Aug 2003	3,361.30	7.41%
September	3,613.99	30 Sep 2003	3,356.43	1 Sep 2003	3,613.99	7.52%
October	3,656.74	30 Oct 2003	3,529.14	2 Oct 2003	3,656.74	1.18%
November	3,960.52	17 Nov 2003	3,696.98	4 Nov 2003	3,942.75	7.82%



SBI 20NT - NON-WEIGHTED SLOVENE STOCK EXCHANGE INDEX

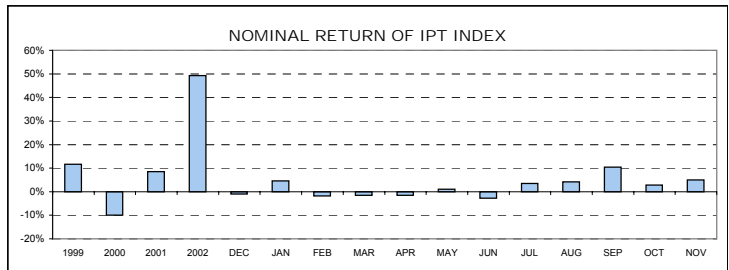
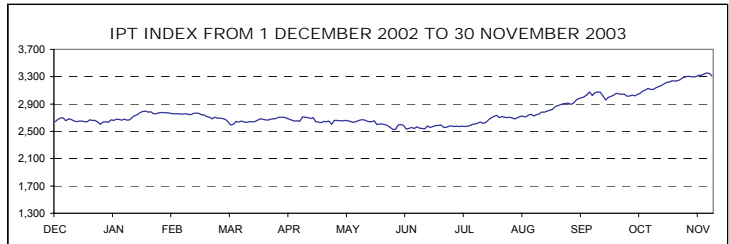
Year	Max	Date	Min	Date	Close	Nominal return
1998	1,706.07	10 Aug 1998	1,437.30	30 June 1998	1,568.87	n.a.
1999	1,871.02	8 Sept 1999	1,548.95	5 Jan 1999	1,782.03	13.59%
2000	1,841.63	25 Jan 2000	1,585.48	25 May 2000	1,769.15	-0.72%
2001	2,096.75	27 Dec 2001	1,661.96	9 May 2001	2,092.66	18.29%
2002	3,350.05	28 Nov 2002	2,082.58	3 Jan 2002	3,238.51	54.76%
Year 2003	Max	Date	Min	Date	Close	Nominal return
January	3,278.37	24 Jan 2002	3,147.56	9 Jan 2002	3,207.98	-0.94%
February	3,245.19	7 Feb 2003	3,100.31	28 Feb 2003	3,100.31	-3.36%
March	3,164.29	4 Mar 2003	3,031.87	12 Mar 2003	3,082.17	-0.59%
April	3,116.99	7 Apr 2003	3,059.58	24 Apr 2003	3,067.79	-0.47%
May	3,111.23	9 May 2003	3,044.39	22 May 2003	3,046.68	-0.69%
June	3,040.04	3 Jun 2003	2,951.65	30 Jun 2003	2,951.65	-3.12%
July	2,994.03	31 Jul 2003	2,932.15	3 Jul 2003	2,994.03	1.44%
August	3,224.06	29 Aug 2003	3,004.35	1 Aug 2003	3,224.06	7.68%
September	3,436.59	30 Sep 2003	3,210.97	1 Sep 2003	3,436.59	6.59%
October	3,469.54	30 Oct 2003	3,362.17	2 Oct 2003	3,469.54	0.96%
November	3,698.84	17 Nov 2003	3,498.86	3 Nov 2003	3,683.49	6.17%



IPT - FREE MARKET INDEX

Year	Max	Date	Min	Date	Close	Nominal return
1998	1,795.31	11 Aug 1998	1,318.83	1 July 1998	1,618.99	n.a.
1999	1,806.98	30 Dec 1999	1,504.61	3 Aug 1999	1,806.98	11.61%
2000	1,772.76	24 Jan 2000	1,469.64	26 Oct 2000	1,627.44	-9.94%
2001	1,769.69	14 Dec 2001	1,415.06	23 May 2001	1,765.60	8.49%
2002	2,699.16	4 Dec 2002	1,753.43	8 Jan 2002	2,635.36	49.26%

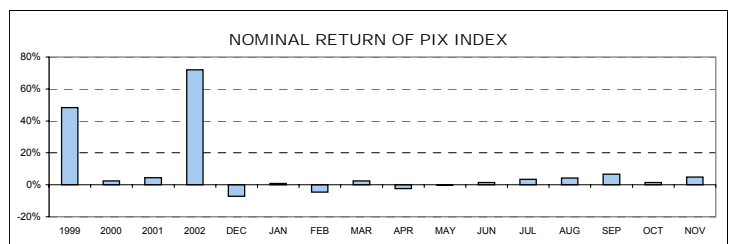
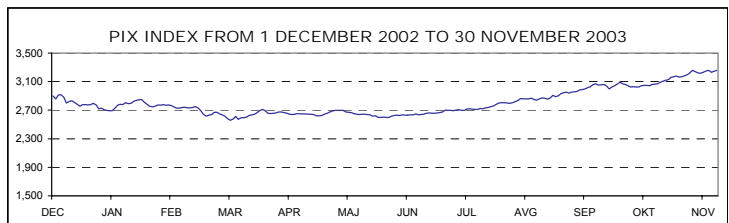
Year 2003	Max	Date	Min	Date	Close	Nominal return
January	2,797.13	27 Jan 2003	2,633.35	7 Jan 2003	2,757.60	4.64%
February	2,776.17	4 Feb 2003	2,708.53	28 Feb 2003	2,708.53	-1.78%
March	2,703.95	4 Mar 2003	2,593.39	12 Mar 2003	2,667.22	-1.53%
April	2,712.35	18 Apr 2003	2,625.08	30 Apr 2003	2,625.08	-1.58%
May	2,667.80	26 May 2003	2,604.05	8 May 2003	2,654.02	1.10%
June	2,608.56	3 Jun 2003	2,528.38	11 Jun 2003	2,579.63	-2.80%
July	2,670.02	31 Jul 2003	2,557.96	1 Jul 2003	2,670.02	3.50%
August	2,780.02	29 Aug 2003	2,681.95	14 Aug 2003	2,780.02	4.12%
September	3,078.56	24 Sep 2003	2,782.06	1 Sep 2003	3,070.92	10.46%
October	3,156.13	30 Oct 2003	2,960.78	2 Oct 2003	3,156.13	2.77%
November	3,350.94	26 Nov 2003	3,169.20	3 Nov 2003	3,311.84	4.93%



PIX - INVESTMENT FUNDS INDEX

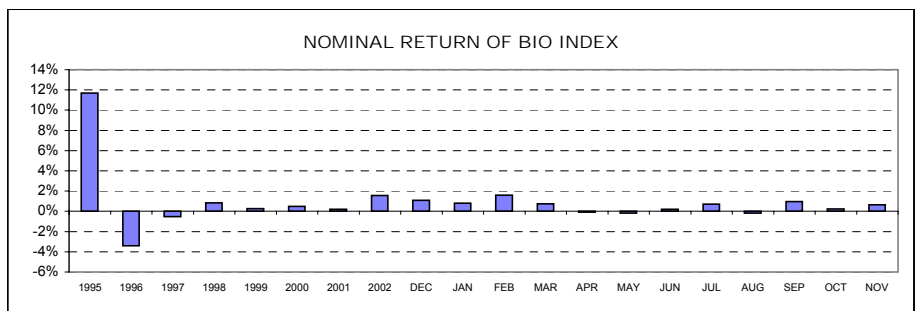
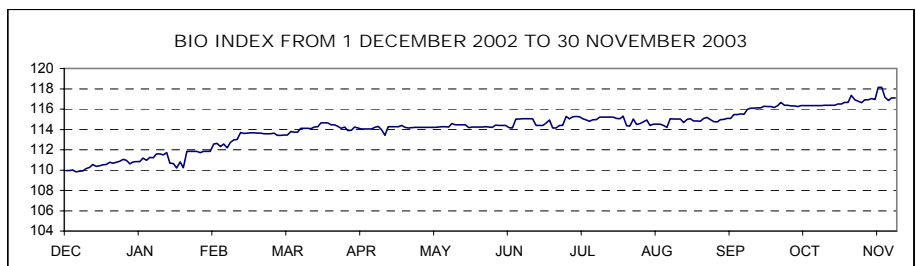
Year	Max	Date	Min	Date	Close	Nominal return
1999	1,633.77	8 Sep 1999	965.15	5 Jan 1999	1,483.50	48.35%
2000	1,572.13	17 Jan 2000	1,097.07	25 May 2000	1,520.79	2.51%
2001	1,588.02	28 Dec 2001	1,328.44	23 May 2001	1,588.02	4.42%
2002	3,013.05	27 Nov 2002	1,551.00	3 Jan 2002	2,729.73	71.90%

Year 2003	Max	Date	Min	Date	Close	Nominal return
January	2,849.85	24 Jan 2003	2,692.79	8 Jan 2003	2,754.90	0.92%
February	2,778.48	5 Feb 2003	2,617.03	27 Feb 2003	2,628.28	-4.60%
March	2,710.57	28 Mar 2003	2,558.26	12 Mar 2003	2,690.65	2.37%
April	2,676.88	8 Apr 2003	2,621.90	29 Apr 2003	2,626.66	-2.38%
May	2,699.28	9 May 2003	2,615.27	29 May 2003	2,620.94	-0.22%
June	2,660.85	30 Jun 2003	2,597.72	3 Jun 2003	2,660.85	1.52%
July	2,751.93	31 Jul 2003	2,655.50	1 Jul 2003	2,751.93	3.42%
August	2,873.79	28 Aug 2003	2,762.16	1 Aug 2003	2,868.78	4.25%
September	3,070.36	25 Sep 2003	2,856.44	1 Sep 2003	3,060.38	6.68%
October	3,106.06	30 Oct 2003	2,998.01	2 Oct 2003	3,106.06	1.49%
November	3,259.92	17 Nov 2003	3,118.86	3 Nov 2003	3,259.34	4.93%



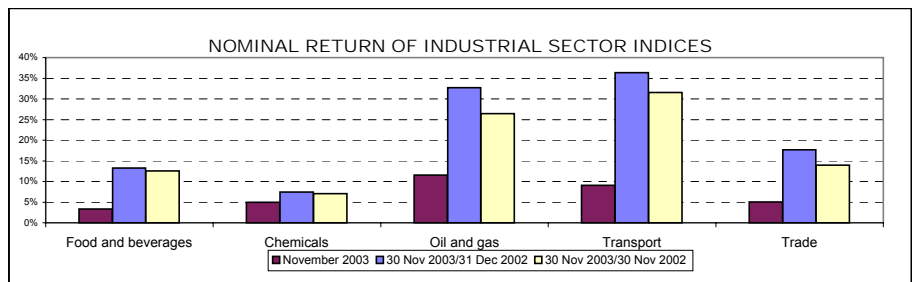
BIO - STOCK EXCHANGE BOND INDEX

Year	Max	Date	Min	Date	Close	Nominal return
1995	113.52	14 Dec 1995	100.46	5 July 1995	111.68	11.68%
1996	111.96	8 Jan 1996	106.61	28 June 1996	107.89	-3.39%
1997	110.97	8 Apr 1997	104.90	29 Jan 1997	107.31	-0.54%
1998	108.22	30 Dec 1998	101.68	25 May 1998	108.22	0.85%
1999	110.52	4 Feb 1999	104.53	16 Aug 1999	108.50	0.26%
2000	109.63	15 Dec 2000	103.96	9 June 2000	109.03	0.49%
2001	110.08	17 Sept 2001	107.81	21 Mar 2001	109.25	0.20%
2002	111.06	27 Dec 2002	107.17	12 Mar 2002	110.96	1.57%
Year 2003	Max	Date	Min	Date	Close	Nominal return
January	111.85	29 Jan 2003	110.20	24 Jan 2003	111.85	0.80%
February	113.70	20 Feb 2003	111.73	4 Feb 2003	113.63	1.59%
March	114.63	26 Mar 2003	113.42	7 Mar 2003	114.47	0.74%
April	114.47	1 Apr 2003	113.41	23 Apr 2003	114.38	-0.08%
May	114.59	23 May 2003	114.15	6 May 2003	114.17	-0.18%
June	115.06	23 Jun 2003	114.13	18 Jun 2003	114.40	0.20%
July	115.29	11 Jul 2003	114.15	7 Jul 2003	115.21	0.71%
August	115.31	5 Aug 2003	114.20	25 Aug 2003	115.01	-0.17%
September	116.10	19 Sep 2003	114.69	1 Sep 2003	116.10	0.95%
October	116.67	10 Oct 2003	116.12	2 Oct 2003	116.37	0.23%
November	118.14	21 Nov 2003	116.38	3 Nov 2003	117.11	0.64%



INDUSTRIAL SECTOR INDICES

SECTOR	Value as of 30 Nov 2003	Nominal return		
		November 2003	30 Nov 2003/31 Dec 2002	30 Nov 2003/30 Nov 2002
Food and beverages	3,344.00	3.36%	13.24%	12.58%
Chemicals	3,642.20	4.97%	7.45%	7.05%
Oil and gas	5,783.24	11.52%	32.73%	26.44%
Transport	3,706.13	9.03%	36.33%	31.58%
Trade	2,858.09	5.06%	17.65%	13.95%



A2) INDEX COMPOSITIONS

COMPOSITION OF SLOVENIAN STOCK EXCHANGE INDEX - SBI 20 ON 30 NOVEMBER 2003 *

Issuer	Trading code	Adjusted number of shares	Base value in SIT	Adjusted share	Sector	Capitalisation of index on 30 November 2003	Sector share
KRKA	KRKG	926,857	30,026.12	10.00	pharmaceuticals	48,178,249,306 SIT	9.92%
PETROL	PETG	936,443	22,251.50	10.00	oil and gas	52,398,911,540 SIT	16.94%
MERCATOR	MELR	1,607,457	4,520.37	10.00	trade	51,790,930,351 SIT	17.71%
PIVOVARNA LAŠKO	PILR	6,801,843	6,199.69	10.00	food and beverages	50,353,567,600 SIT	20.76%
INTEREUROPA	IEKG	7,902,413	4,919.17	9.99	transport	42,673,030,200 SIT	16.72%
GORENJE	GRVG	8,190,040	2,157.29	8.92	household appliances	41,047,579,576 SIT	8.45%
SAVA	SAVA	1,391,529	16,791.89	8.54	chemicals	39,681,648,051 SIT	8.17%
MERKUR	MER	1,214,585	18,003.70	6.81	trade	30,926,540,604 SIT	
LUKA KOPER	LKPG	5,115,201	2,310.79	6.42	transport	38,547,847,824 SIT	
ISTRABENZ	ITBG	3,034,933	2,700.00	5.96	oil and gas	29,874,969,972 SIT	
DROGA	DRPG	228,542	35,873.12	4.51	food and beverages	20,180,167,183 SIT	
KOLINSKA	KOLR	3,166,992	2,260.16	3.97	food and beverages	18,452,478,888 SIT	
ŽITO	ZTOG	348,765	18,007.22	2.85	food and beverages	11,854,679,294 SIT	
TERME 3000	ZMTG	3,184,444	2,133.52	1.46	health resort	6,490,119,783 SIT	1.34%
KOMPAS MTS	MTSG	2,973,005	1,221.44	0.76	trade	3,329,616,950 SIT	
Capitalisation of index						485,780,337,122 SIT	
Share of capitalisation (shares official market) in index							49.76%

* the same composition have also non-weighted Slovenian Stock Exchange Index - SBI 20NT

COMPOSITION OF FREE MARKET INDEX - IPT ON 30 NOVEMBER 2003

Issuer	Trading code	Adjusted number of shares	Base value in SIT	Adjusted share	Capitalisation of index on 30 November 2003
HELIOS, DOMŽALE	HDOG	214,183	34,880.00	15.00	27,034,336,755 SIT
CINKARNA CELJE	CICG	812,477	5,000.00	13.19	22,567,028,036 SIT
AKTIVA INVEST	AKIR	775,110	19,781.29	9.76	19,021,532,697 SIT
JUTEKS	JTKG	641,432	12,701.10	9.26	18,115,450,830 SIT
INFOND HOLDING	IFFR	16,833,414	685.23	9.11	16,614,242,950 SIT
BELINKA	BELG	2,702,532	3,800.00	7.94	13,918,418,154 SIT
KD GROUP	SKDR	186,436	50,000.00	7.72	14,355,572,000 SIT
LESNINA	MILG	76,495	107,000.00	7.06	13,814,997,000 SIT
TRIGLAV, FINANČNA DRUŽBA	TFDR	6,356,989	856.91	4.86	7,781,208,816 SIT
MAKSIMA HOLDING	MAHR	6,399,850	710.06	4.30	7,795,529,288 SIT
KD HOLDING	KDHR	924,969	6,870.52	3.40	7,048,152,784 SIT
TOSAMA	TODG	295,670	6,300.00	2.85	4,142,171,125 SIT
SATURNUS EMBALAŽA	SELR	84,064	29,500.00	2.08	3,354,153,600 SIT
MIP	MIPG	1,478,742	2,739.18	2.07	3,318,681,521 SIT
ETRA 33	ETRG	45,423	55,000.00	1.59	3,474,859,500 SIT
Capitalisation of index					182,356,335,057 SIT
Share of capitalisation (shares free market) in index					54.61%

COMPOSITION OF INVESTMENT FUNDS INDEX - PIX ON 30 NOVEMBER 2003

Issuer	Trading code	Adjusted number of shares	Base value in SIT	Share	Capitalisation of index on 30 November 2003
TRIGLAV STEBER I, ID	TG1N	147,487,470	70.11	18.29	38,283,322,588 SIT
NFD 1, INVESTICIJSKI SKLAD	NF1N	160,580,300	65.42	17.47	37,238,571,570 SIT
NFD 2, INVESTICIJSKI SKLAD	NF2N	291,379,659	37.8	8.67	19,178,609,155 SIT
INFOND ID	IFIR	8,132,314	1,691.31	7.94	16,349,692,004 SIT
KD ID	KDIN	92,046,145	57.74	7.02	14,694,246,588 SIT
ID MAKSIMA	MAIR	7,811,823	1,707.96	6.85	14,976,202,110 SIT
ZLATA MONETA I, ID	ZM1N	68,297,800	47.12	6.73	14,301,559,320 SIT
ATENA PID	ATPR	135,915,888	63.98	6.34	12,419,993,845 SIT
DRUŽBA 1	PM1N	35,923,940	60.2	4.32	9,340,224,400 SIT
KRONA SENIOR	SN0N	73,170,428	26.93	3.61	8,231,673,150 SIT
ARKADA ENA, PID	AR1N	66,406,092	90.86	3.1	6,076,157,418 SIT
PID ZVON DVA	ZV2N	141,224,712	37.56	3.01	7,061,235,600 SIT
TRIGLAV STEBER, PID	TRSR	131,842,661	39.95	2.7	5,683,737,116 SIT
INFOND PID	IFPR	87,641,964	45.33	2.43	6,193,657,596 SIT
PID MAKSIMA	MPIR	74,529,513	40.1	1.53	3,297,930,950 SIT
Capitalisation of index					213,326,813,411 SIT
(shares free market) in index					88.41%

COMPOSITION OF STOCK EXCHANGE BOND INDEX - BIO
ON 30 NOVEMBER 2003

Bonds	Trading code	Base value	Share
REPUBLIKA SLOVENIJA 53 rd issue	RS53	103.5	51.66
REPUBLIKA SLOVENIJA 50 th issue	RS50	101.55	30.13
REPUBLIKA SLOVENIJA 26 th issue	RS26	103.25	10.55
REPUBLIKA SLOVENIJA 29 th issue	RS29	99.9	7.66

COMPOSITIONS OF INDUSTRIAL SECTOR INDICES
ON 30 NOVEMBER 2003

Food and beverages

Issuer	Trading code	Adjusted number of shares	Base value in SIT	Adjusted share
PIVOVARNA LAŠKO	PILR	1,565,613	6,199.69	34.91
DROGA	DRPG	69,548	35,873.12	20.8
KOLINSKA	KOLR	930,489	2,260.16	17.69
ŽITO	ZTOG	131,169	18,007.22	15.14
MIP	MIPG	1,478,742	1,396.42	11.46

Chemicals

Issuer	Trading code	Adjusted number of shares	Base value in SIT	Adjusted share
SAVA	SAVA	1,164,909	16,791.89	41.85
HELIOS, DOMŽALE	HDOG	201,182	34,880.00	30.04
CINKARNA CELJE	CICG	812,477	5,000.00	28.12

Oil and gas

Issuer	Trading code	Adjusted number of shares	Base value in SIT	Adjusted share
PETROL	PETG	1,389,464	22,251.50	59.33
ISTRABENZ	ITBG	5,180,000	2,700.00	40.67

Transport

Issuer	Trading code	Adjusted number of shares	Base value in SIT	Adjusted share
INTEREUROPA	IEKG	3,460,413	4,919.17	40.01
LUKA KOPER	LKPG	3,275,562	2,310.79	37.61
AERODROM LJUBLJANA	AELG	1,936,229	2,108.12	22.39

Trade

Issuer	Trading code	Adjusted number of shares	Base value in SIT	Adjusted share
MERCATOR	MELR	469,552	4,520.37	35.41
MERKUR	MER	247,002	18,003.70	16.79
SALUS, LJUBLJANA	SALR	39,730	54,666.67	11.84
LESNINA	MILG	26,453	145,000.00	10.79
ŽIVILA KRANJ	ZKNG	212,061	12,435.33	8.67
KOMPAS MTS	MTSG	2,725,730	1,705.14	8.41
SLOVENIJALES	SLLG	273,604	10,510.84	8.09

B) NUMBER OF ISSUERS, TRADED SECURITIES AND
MEMBERS

	31 Dec 2000	31 Dec 2001	31 Dec 2002	31 Oct 2003	30 Nov 2003
NUMBER OF ISSUERS	225	221	198	186	188
Official market	58	57	50	47	47
Shares	38	38	35	32	32
Bonds	20	19	15	15	15
Free market	167	164	148	139	141
Shares	111	113	100	96	98
Bonds	11	12	14	13	13
Closed-end funds	-	-	4	6	8
Authorised closed-end funds	44	38	29	24	22
Pension coupons	1	1	1	-	-
	31 Dec 2000	31 Dec 2001	31 Dec 2002	31 Oct 2003	30 Nov 2003
NUMBER OF SECURITIES	267	271	265	253	257
Official market	94	100	109	106	108
Shares	40	39	36	32	32
Bonds	54	61	73	74	76
Free market	173	171	156	147	149
Shares	114	117	103	98	100
Bonds	14	15	19	19	19
Closed-end funds	-	-	4	6	8
Authorised closed-end funds	44	38	29	24	22
Pension coupons	1	1	1	-	-
Short term securities	8	10	10	10	10
	31 Dec 2000	31 Dec 2001	31 Dec 2002	31 Oct 2003	30 Nov 2003
NUMBER OF MEMBERS	34	31	27	27	27

C) TURNOVER

C1) TURNOVER BY SECURITIES ON OFFICIAL MARKET IN NOVEMBER 2003

1. Shares

Issue	Total (in SIT)	Total (in EUR)	Block trades (in SIT)	Cross trades (in SIT)	Share in total turnover on official market	Share in turnover of shares	Volume in pieces	Number of bargains
Total shares	13,995,131,984	59,304,813	3,686,260,298	1,344,821,995	65.46%	100.00%	1,239,953	9,863
Common shares	13,994,235,969	59,301,016	3,686,260,298	1,344,734,230	65.45%	99.99%	1,239,803	9,859
1 KRKA	2,466,658,636	10,451,180	497,033,500	153,919,191	11.54%	17.63%	47,824	1,927
2 PETROL	1,889,976,665	8,009,440	135,495,000	409,979,249	8.84%	13.50%	35,686	1,363
3 MERCATOR	1,633,257,051	6,921,362	229,367,000	392,559,542	7.64%	11.67%	53,341	1,289
4 GORENJE	1,580,530,023	6,696,230	657,813,744	15,461,684	7.39%	11.29%	319,433	1,013
5 TERME ČATEŽ	1,260,787,742	5,344,947	1,137,942,000	2,508,500	5.90%	9.01%	43,349	68
6 PIVOVARNA LAŠKO	1,119,878,242	4,745,103	63,334,900	74,984,367	5.24%	8.00%	154,818	752
7 LUKA KOPER	705,258,241	2,989,090	156,000,000	70,861,970	3.30%	5.04%	97,907	652
8 ISTRABENZ	550,855,067	2,333,541	199,996,702	43,215,498	2.58%	3.94%	56,998	487
9 MERKUR	530,272,253	2,247,485	0	14,700,522	2.48%	3.79%	21,088	254
10 KOLINSKA	506,419,476	2,145,015	354,065,100	5,057,464	2.37%	3.62%	87,447	197
11 INTEREUROPA	490,527,552	2,079,145	62,424,000	23,139,311	2.29%	3.50%	91,191	357
12 SAVA	304,147,909	1,288,784	145,000,000	40,031,583	1.42%	2.17%	10,622	282
13 TERME 3000	178,114,819	754,663	0	26,329,188	0.83%	1.27%	86,503	213
14 DROGA	150,269,172	636,587	0	7,431,022	0.70%	1.07%	1,701	72
15 DELO	126,603,089	536,701	0	5,204,000	0.59%	0.90%	4,523	58
16 ŽITO	87,419,022	370,447	0	13,838,509	0.41%	0.62%	2,556	199
17 SALUS, LJUBLJANA	66,051,180	280,007	0	3,458,302	0.31%	0.47%	594	45
18 EMONA OBALA KOPER	63,209,677	267,642	47,788,352	11,138,500	0.30%	0.45%	38,642	28
19 ŽIVILA KRANJ	54,254,965	230,039	0	8,697,501	0.25%	0.39%	3,088	142
20 DELO PRODAJA	48,848,627	206,928	0	2,812,000	0.23%	0.35%	7,629	45
21 COMET	43,246,439	183,347	0	1,427,986	0.20%	0.31%	11,816	87
22 KOMPAS MTS	32,389,986	137,287	0	2,725,119	0.15%	0.23%	29,261	53
23 RADENSKA	29,055,817	123,156	0	6,293,786	0.14%	0.21%	17,534	103
24 ETOL	24,732,762	104,794	0	1,989,936	0.12%	0.18%	555	37
25 AERODROM LJUBLJANA	22,951,497	97,251	0	6,269,280	0.11%	0.16%	3,681	59
26 MLINOTEST	18,793,700	79,632	0	0	0.09%	0.13%	9,854	45
27 PIVOVARNA UNION	4,399,110	18,644	0	172,000	0.02%	0.03%	54	14
28 GEODETSKI ZAVOD SLOVENIJE	3,417,780	14,477	0	0	0.02%	0.02%	1,847	7
29 GPG	1,038,270	4,401	0	528,220	0.00%	0.01%	189	9
30 TEHNOUNION	871,200	3,691	0	0	0.00%	0.01%	72	2
31 NIKA	0	0	0	0	0.00%	0.00%	0	0
Preferred shares	896,015	3,797	0	87,765	0.00%	0.01%	150	4
1 PROBANKA	896,015	3,797	0	87,765	0.00%	0.01%	150	4

2. Bonds

Issue	Total (in SIT)	Total EUR	(in Block trades (in SIT)	Cross trades (in SIT)	Share in total turnover on official market	Share in turnover of bonds	Volume in pieces	Number of bargains
Total bonds	7,385,919,189	31,297,044	5,853,001,545	665,951,354	34.54%	100.00%	971,334	1,513
1 REPUBLIKA SLOVENIJA 54 th issue	3,225,390,388	13,667,530	2,931,535,250	261,169,002	15.09%	43.67%	319,696	98
2 REPUBLIKA SLOVENIJA 51 st issue	574,036,500	2,434,045	574,036,500	0	2.68%	7.77%	55,000	2
3 REPUBLIKA SLOVENIJA 53 rd issue	522,034,955	2,211,309	358,834,241	109,733,575	2.44%	7.07%	21,081	81
4 REPUBLIKA SLOVENIJA 50 th issue	493,618,011	2,089,895	488,921,994	3,392,109	2.31%	6.68%	20,191	13
5 REPUBLIKA SLOVENIJA 38 th issue	466,385,730	1,976,470	245,237,165	6,066,376	2.18%	6.31%	17,698	25
6 REPUBLIKA SLOVENIJA 39 th issue	444,953,325	1,885,998	107,794,000	113,976,177	2.08%	6.02%	456,360	1,026
7 NLB 10 th issue	311,941,600	1,322,087	303,348,400	8,593,200	1.46%	4.22%	3,006	9
8 REPUBLIKA SLOVENIJA 21 st issue	292,561,807	1,239,334	254,257,028	38,304,779	1.37%	3.96%	33,631	8
9 REPUBLIKA SLOVENIJA 32 nd issue	195,396,478	827,666	148,857,219	21,722,162	0.91%	2.65%	7,753	38
10 REPUBLIKA SLOVENIJA 29 th issue	194,142,025	823,077	188,872,787	5,167,516	0.91%	2.63%	7,847	27
11 NLB 13 th issue	148,501,000	628,855	121,900,000	0	0.69%	2.01%	1,401	5
12 BANKA VIPA 6 th issue	103,220,836	437,381	0	0	0.48%	1.40%	2,887	1
13 REPUBLIKA SLOVENIJA 26 th issue	100,708,802	427,038	97,891,841	2,367,195	0.47%	1.36%	4,029	12
14 BTC 2 nd issue	63,077,673	267,296	0	0	0.30%	0.85%	7,360	11
15 BANKA VIPA 4 th issue	56,574,442	239,723	0	1,335,812	0.26%	0.77%	1,812	3
16 REPUBLIKA SLOVENIJA 52 nd issue	36,309,990	153,914	31,515,120	1,736,800	0.17%	0.49%	3,583	11
17 SLOVENSKA RAZVOJNA DRUŽBA	30,688,363	130,028	0	12,039,555	0.14%	0.42%	255	15
18 REPUBLIKA SLOVENIJA 40 th issue	17,513,230	74,174	0	3,231,170	0.08%	0.24%	1,653	10
19 REPUBLIKA SLOVENIJA 41 st issue	14,828,500	62,801	0	14,828,500	0.07%	0.20%	1,400	5
20 REPUBLIKA SLOVENIJA 28 th issue	11,247,841	47,652	0	11,247,841	0.05%	0.15%	1,107	4
21 REPUBLIKA SLOVENIJA 49 th issue	10,618,534	45,005	0	370,561	0.05%	0.14%	114	22
22 BANKA VIPA 5 th issue	10,566,530	44,756	0	0	0.05%	0.14%	350	1
23 STANOVANJSKI SKLAD RS 2 nd issue	7,219,115	30,585	0	7,219,115	0.03%	0.10%	77	4
24 REPUBLIKA SLOVENIJA 48 th issue	6,308,240	26,751	0	2,460,583	0.03%	0.09%	256	6
25 NLB 3 rd issue	5,071,501	21,483	0	5,071,501	0.02%	0.07%	21	5
26 REPUBLIKA SLOVENIJA 31 st issue	4,785,690	20,264	0	4,785,690	0.02%	0.06%	443	2
27 REPUBLIKA SLOVENIJA 37 th issue	4,395,030	18,638	0	1,249,800	0.02%	0.06%	415	7
28 ABANKA 4 th issue	4,276,915	18,112	0	4,276,915	0.02%	0.06%	175	4
29 NLB 2 nd issue, B series	4,218,229	17,867	0	3,616,347	0.02%	0.06%	35	4
30 ABANKA 3 rd issue	3,164,240	13,400	0	3,164,240	0.01%	0.04%	134	2
31 REPUBLIKA SLOVENIJA 22 nd issue	2,861,250	12,127	0	2,757,250	0.01%	0.04%	279	2
32 BANKA CELJE 4 th issue	2,342,322	9,923	0	2,342,322	0.01%	0.03%	167	1
33 NLB 2 nd issue, A series	1,791,909	7,599	0	1,791,909	0.01%	0.02%	13	4
34 REPUBLIKA SLOVENIJA 24 th issue	1,467,000	6,216	0	281,400	0.01%	0.02%	146	5
35 REPUBLIKA SLOVENIJA 27 th issue	1,309,500	5,546	0	1,212,300	0.01%	0.02%	122	3
36 BANKA VIPA 3 rd issue	1,175,534	4,986	0	0	0.01%	0.02%	50	3
37 REPUBLIKA SLOVENIJA 43 rd issue	1,160,300	4,914	0	1,160,300	0.01%	0.02%	111	3
38 REPUBLIKA SLOVENIJA 10 th issue	1,156,074	4,899	0	588,162	0.01%	0.02%	171	7
39 REPUBLIKA SLOVENIJA 36 th issue	1,142,320	4,842	0	1,142,320	0.01%	0.02%	109	3
40 REPUBLIKA SLOVENIJA 33 rd issue	1,028,434	4,356	0	1,028,434	0.00%	0.01%	6	1
41 SL. ZADR. KMET. BANKA 3 rd issue	839,187	3,554	0	839,187	0.00%	0.01%	80	1
42 BANKA CELJE 3 rd issue	770,023	3,264	0	770,023	0.00%	0.01%	32	1
43 REPUBLIKA SLOVENIJA 18 th issue	701,310	2,970	0	701,310	0.00%	0.01%	28	3
44 HOTELI BERNARDIN	619,820	2,626	0	619,820	0.00%	0.01%	6	2
45 REPUBLIKA SLOVENIJA 25 th issue	521,050	2,207	0	521,050	0.00%	0.01%	49	3
46 REPUBLIKA SLOVENIJA 35 th issue	487,600	2,064	0	487,600	0.00%	0.01%	46	1
47 NLB 11 th issue	472,275	2,000	0	472,275	0.00%	0.01%	2	1
48 REPUBLIKA SLOVENIJA 34 th issue	443,520	1,878	0	443,520	0.00%	0.01%	42	1
49 SKB OBVEZNICE 4 th issue, A series	414,000	1,753	0	414,000	0.00%	0.01%	4	1
50 STANOVANJSKI SKLAD RS 1 st issue	388,927	1,647	0	388,927	0.00%	0.01%	56	1
51 ABANKA 5 th issue	385,148	1,632	0	385,148	0.00%	0.01%	16	1
52 BTC HIPOTEKARNE	226,338	958	0	226,338	0.00%	0.00%	9	1
53 NFD INVESTICIJSKO SVETOVANJE	208,590	884	0	0	0.00%	0.00%	1	1
54 REPUBLIKA SLOVENIJA 45 th issue	189,720	804	0	189,720	0.00%	0.00%	18	1
55 BANKA ZASAVJE 2 nd issue	61,518	261	0	61,518	0.00%	0.00%	1	1
56 ABANKA 6 th issue	0	0	0	0	0.00%	0.00%	0	0
57 ABANKA VIPA 7 th issue	0	0	0	0	0.00%	0.00%	0	0
58 BANKA CELJE 5 th issue	0	0	0	0	0.00%	0.00%	0	0
59 BANKA CELJE 6 th issue, A series	0	0	0	0	0.00%	0.00%	0	0
60 BANKA CELJE 6 th issue, B series	0	0	0	0	0.00%	0.00%	0	0
61 BANKA CELJE 7 th issue	0	0	0	0	0.00%	0.00%	0	0
62 BANKA VIPA 2 nd issue	0	0	0	0	0.00%	0.00%	0	0
63 BANKA VIPA 7 th issue	0	0	0	0	0.00%	0.00%	0	0
64 NLB 12 th issue	0	0	0	0	0.00%	0.00%	0	0
65 NLB 9 th issue	0	0	0	0	0.00%	0.00%	0	0
66 NOVA KBM 2 nd issue	0	0	0	0	0.00%	0.00%	0	0
67 NOVA KBM 3 rd issue, A series	0	0	0	0	0.00%	0.00%	0	0
68 NOVA KBM 3 rd issue, B series	0	0	0	0	0.00%	0.00%	0	0
69 PROBANKA 2 nd issue	0	0	0	0	0.00%	0.00%	0	0
70 REPUBLIKA SLOVENIJA 13 th issue	0	0	0	0	0.00%	0.00%	0	0
71 REPUBLIKA SLOVENIJA 17 th issue	0	0	0	0	0.00%	0.00%	0	0
72 REPUBLIKA SLOVENIJA 20 th issue	0	0	0	0	0.00%	0.00%	0	0
73 REPUBLIKA SLOVENIJA 23 rd issue	0	0	0	0	0.00%	0.00%	0	0
74 REPUBLIKA SLOVENIJA 42 nd issue	0	0	0	0	0.00%	0.00%	0	0
75 REPUBLIKA SLOVENIJA 44 th issue	0	0	0	0	0.00%	0.00%	0	0
76 SKB OBVEZNICE 4 th issue, B series	0	0	0	0	0.00%	0.00%	0	0
77 SL.ZADR.KMET.BANKA	0	0	0	0	0.00%	0.00%	0	0
Total official market	21,381,051,173	90,601,857	9,539,261,843	2,010,773,349	100.00%	-	2,211,287	11,376

C2) TURNOVER BY SECURITIES ON FREE MARKET IN NOVEMBER 2003

1. Shares (1)

Issue	Total (in SIT)	Total (in EUR)	Block trades (in SIT)	Cross trades (in SIT)	Share in total turnover on free market	Share in turnover of shares	Volume in pieces	Number of bargains
Total shares	3,362,332,486	14,246,044	630,029,871	695,590,675	34.97%	100.00%	2,197,198	7,633
Total common shares	3,352,950,927	14,206,292	630,029,871	693,320,316	34.87%	99.72%	2,195,263	7,455
1 ZVON ENA HOLDING	699,135,185	2,961,729	160,078,875	69,157,174	7.27%	20.79%	402,286	683
2 INFOND HOLDING	483,607,741	2,049,597	32,452,446	170,980,659	5.03%	14.38%	498,464	995
3 MAKSIMA HOLDING	333,036,367	1,410,583	195,300,000	48,012,206	3.46%	9.90%	407,063	768
4 MELAMIN	216,828,736	918,732	212,031,000	0	2.26%	6.45%	48,079	16
5 JUTEKS	148,290,849	628,595	0	30,264,493	1.54%	4.41%	5,343	77
6 LESNINA	143,106,753	606,535	0	11,170,391	1.49%	4.26%	800	106
7 HELIOS, DOMŽALE	118,063,786	500,115	0	77,434,899	1.23%	3.51%	925	51
8 MIP	109,264,853	463,050	0	30,858,469	1.14%	3.25%	45,546	119
9 SATURNUS EMBALAŽA	103,748,996	439,429	0	1,254,000	1.08%	3.09%	2,632	29
10 TRIGLAV, FINANČNA DRUŽBA	86,498,436	366,420	0	57,756,815	0.90%	2.57%	70,669	713
11 KD Naložbe	77,787,273	329,546	0	2,623,270	0.81%	2.31%	141,233	539
12 CINKARNA CELJE	76,780,888	325,425	0	5,613,383	0.80%	2.28%	2,833	92
13 BELINKA	70,278,128	297,750	0	7,231,847	0.73%	2.09%	13,586	65
14 AKTIVA INVEST	64,480,015	273,287	0	9,294,353	0.67%	1.92%	2,746	556
15 JATA EMONA	57,147,846	242,056	30,167,550	897,943	0.59%	1.70%	60,027	77
16 JAVOR PIVKA	51,925,850	219,863	0	47,800,040	0.54%	1.54%	73,149	14
17 SLOVENIJALES	40,789,832	172,882	0	4,607,832	0.42%	1.21%	2,873	66
18 KD HOLDING	40,686,881	172,438	0	7,536,797	0.42%	1.21%	5,671	293
19 VIPA HOLDING	40,199,793	170,294	0	29,768,708	0.42%	1.20%	38,784	206
20 CERTIUS INVEST	35,284,727	149,517	0	2,333,382	0.37%	1.05%	65,638	231
21 ZLATA MONETA II	35,140,382	148,851	0	3,208,528	0.37%	1.05%	67,832	320
22 TOSAMA	33,547,540	142,176	0	2,170,287	0.35%	1.00%	2,225	94
23 AGROKOMBINAT MARIBOR	29,934,804	126,865	0	510,474	0.31%	0.89%	25,677	29
24 LIP BLEĐ	28,777,922	121,898	0	18,772,017	0.30%	0.86%	33,152	55
25 POM-INVEST	21,382,649	90,585	0	3,907,544	0.22%	0.64%	31,061	211
26 MEDALJON	20,533,336	87,007	0	10,000	0.21%	0.61%	10,424	33
27 ETRA 33	16,850,500	71,416	0	1,810,900	0.18%	0.50%	222	27
28 DZS	14,545,087	61,622	0	3,509,798	0.15%	0.43%	3,199	19
29 GOZDNO GOSPODARSTVO BLEĐ	11,186,718	47,384	0	8,551,380	0.12%	0.33%	7,440	17
30 HOTELI PALACE	9,698,260	41,084	0	987,000	0.10%	0.29%	4,675	38
31 CREINA	9,534,790	40,380	0	9,508,690	0.10%	0.28%	2,630	9
32 FRUCTAL	9,487,742	40,212	0	1,848,645	0.10%	0.28%	3,803	28
33 FINIRA	8,662,375	36,703	0	644,644	0.09%	0.26%	19,555	110
34 AKTIVA AVANT	8,640,450	36,628	0	769,659	0.09%	0.26%	19,865	207
35 GORENJSKI TISK	8,523,342	36,122	0	498,777	0.09%	0.25%	2,310	13
36 ALPETOUR POTOVALNA AGENCIJA	8,157,980	34,568	0	7,577,590	0.08%	0.24%	3,397	21
37 INLES	6,750,197	28,601	0	1,685,114	0.07%	0.20%	11,838	28
38 TEKSTINA	6,466,237	27,401	0	2,156,951	0.07%	0.19%	8,237	14
39 LESNINA EMMI	4,907,300	20,789	0	572,400	0.05%	0.15%	6,258	15
40 VIZIJA HOLDING	4,743,710	20,105	0	2,191,150	0.05%	0.14%	7,298	64
41 MODRA LINIJA HOLDING	4,328,983	18,347	0	1,707,432	0.05%	0.13%	5,014	71
42 CETIS	3,996,584	16,933	0	0	0.04%	0.12%	148	15
43 VELANA	3,994,183	16,932	0	334,963	0.04%	0.12%	5,726	20
44 PINUS TKI	3,295,506	13,955	0	56,000	0.03%	0.10%	116	5
45 COLOR	3,286,944	13,925	0	627,576	0.03%	0.10%	1,555	50
46 INTEGRAL JESENICE	3,051,180	12,930	0	0	0.03%	0.09%	1,529	6
47 LIV POSTOJNA	3,049,426	12,922	0	0	0.03%	0.09%	215	9
48 IMP ČRPALKE LJUBLJANA	3,047,725	12,918	0	22,933	0.03%	0.09%	3,780	16
49 NIKO	3,005,000	12,739	0	552,000	0.03%	0.09%	131	8
50 JADRAN	2,735,400	11,582	0	0	0.03%	0.08%	564	2
51 KD GROUP	2,544,001	10,778	0	750,000	0.03%	0.08%	33	8
52 GRAND HOTEL UNION	2,465,000	10,443	0	0	0.03%	0.07%	986	6
53 MARINA PORTOROŽ	2,196,440	9,309	0	613,440	0.02%	0.07%	255	4
54 MEDVEŠEK PUŠNIK	2,165,995	9,178	0	760,000	0.02%	0.06%	114	15
55 NAMA	2,124,180	9,008	0	0	0.02%	0.06%	1,435	6
56 FOND INVEST	1,295,893	5,491	0	93,695	0.01%	0.04%	927	63
57 PLAMA - PUR	1,266,955	5,373	0	46,400	0.01%	0.04%	436	6
58 SWATY	1,005,000	4,257	0	0	0.01%	0.03%	79	3
59 IMP KLIMAT	1,001,347	4,244	0	1,001,347	0.01%	0.03%	754	2
60 KRONA HOLDING	878,911	3,725	0	188,008	0.01%	0.03%	1,942	13
61 MITOL SEŽANA	868,000	3,676	0	0	0.01%	0.03%	217	4
62 KEMA PUCONCI	810,600	3,438	0	810,600	0.01%	0.02%	193	1
63 AVTOPREVOZNIŠTVO IN SERVISI	746,959	3,165	0	0	0.01%	0.02%	4,800	6
64 INTERTRADE ITS	689,000	2,920	0	0	0.01%	0.02%	689	8
65 HIDROTEHNIK	604,680	2,561	0	0	0.01%	0.02%	329	3
66 GEA TOVARNA OLJA	554,960	2,353	0	0	0.01%	0.02%	413	4
67 LIZ INŽENIRING	445,450	1,887	0	52,500	0.00%	0.01%	306	5
68 TOVARNA SLADKORJA ORMOŽ	430,302	1,824	0	0	0.00%	0.01%	65	2
69 KLASJE CELJE	316,948	1,344	0	0	0.00%	0.01%	872	5
70 KOMPAS HOTELI	311,566	1,320	0	0	0.00%	0.01%	73	5

1. Shares (2)

Issue	Total (in SIT)	Total (in EUR)	Block trades (in SIT)	Cross trades (in SIT)	Share in total turnover on free market	Share in turnover of shares	Volume in pieces	Number of bargains
71 DANA	263,764	1,118	0	0	0.00%	0.01%	188	5
72 ŽELEZARNA RAVNE - MONTER DRAVOGRAD	245,700	1,041	0	0	0.00%	0.01%	266	3
73 KOŠAKI TMI	210,000	890	0	0	0.00%	0.01%	14	1
74 SUJAJ HRASTNIK	200,000	847	0	0	0.00%	0.01%	125	2
75 GORIŠKE OPEKARNE	199,500	845	0	199,500	0.00%	0.01%	95	1
76 GRADIS, GP LJUBLJANA	187,658	796	0	0	0.00%	0.01%	416	1
77 MURALES	168,180	713	0	0	0.00%	0.01%	102	3
78 SATURNUS - AVTOOPREMA	139,200	590	0	0	0.00%	0.00%	29	1
79 ŽITO INTES	89,322	378	0	0	0.00%	0.00%	330	2
80 OLJARICA, KRANJ	77,236	328	0	0	0.00%	0.00%	16	3
81 ZDRAVILIŠČE ROGAŠKA	64,972	275	0	15,112	0.00%	0.00%	361	4
82 UNITAS, LJUBLJANA	52,800	224	0	0	0.00%	0.00%	22	1
83 CAPITA	52,250	221	0	0	0.00%	0.00%	95	1
84 TERME DOBRNA	30,000	127	0	0	0.00%	0.00%	20	1
85 GEA COLLEGE	25,572	108	0	0	0.00%	0.00%	22	4
86 UPIMO GROUP	16,798	71	0	0	0.00%	0.00%	20	2
87 EGOLES	601	3	0	601	0.00%	0.00%	1	1
88 RTC KRVAVEC	0	0	0	0	0.00%	0.00%	0	0
89 UNIT-AS LJUBLJANA	0	0	0	0	0.00%	0.00%	0	0
90 MK TISKARNA	0	0	0	0	0.00%	0.00%	0	0
91 INTERTRADE ITA	0	0	0	0	0.00%	0.00%	0	0
92 INTARA	0	0	0	0	0.00%	0.00%	0	0
93 ELMO	0	0	0	0	0.00%	0.00%	0	0
94 SAVINJA MOZIRJE	0	0	0	0	0.00%	0.00%	0	0
95 SVILANIT KAMNIK	0	0	0	0	0.00%	0.00%	0	0
96 SVILA	0	0	0	0	0.00%	0.00%	0	0
97 ZRC	0	0	0	0	0.00%	0.00%	0	0
Preferred shares	9,381,559	39,752	0	2,270,359	0.10%	0.28%	1,935	178
1 KD HOLDING	9,253,854	39,211	0	2,270,359	0.10%	0.28%	1,675	174
2 ZDRAVILIŠČE ROGAŠKA	127,705	541	0	0	0.00%	0.00%	260	4

2. Bonds

Issue	Total (in SIT)	Total (in EUR)	Block trades (in SIT)	Cross trades (in SIT)	Share in total turnover on free market	Share in turnover of bonds	Volume in pieces	Number of bargains
Total bonds	1,500,315,991	6,357,110	694,749,916	200,810,048	15.60%	100.00%	531,905	393
1 SLOV. ODŠKODNINSKA DRUŽBA 2 nd issue	755,728,587	3,202,212	151,184,943	139,709,621	7.86%	50.37%	60,984	368
2 NAMA 1 st issue	457,870,450	1,939,631	417,543,185	40,068,012	4.76%	30.52%	451,575	7
3 KD INVESTMENTS 1 st issue	224,472,352	951,333	78,353,118	10,820,980	2.33%	14.96%	17,064	11
4 PROBANKA 6 th issue	53,301,145	226,060	47,668,670	1,816,055	0.55%	3.55%	2,237	4
5 NLB 8 th issue	7,367,484	31,200	0	7,367,484	0.08%	0.49%	30	1
6 STANOVANJSKI SKLAD 3 rd issue	1,027,896	4,353	0	1,027,896	0.01%	0.07%	10	1
7 BANKA KOPER 4 th issue	548,077	2,321	0	0	0.01%	0.04%	5	1
8 AUTOCOMMERCE 1 st issue	0	0	0	0	0.00%	0.00%	0	0
9 BANKA KOPER 3 rd issue	0	0	0	0	0.00%	0.00%	0	0
10 BANKA VIPA 1 st issue	0	0	0	0	0.00%	0.00%	0	0
11 NLB 7 th issue	0	0	0	0	0.00%	0.00%	0	0
12 POŠTNA BANKA SLOVENIJE 2 nd issue	0	0	0	0	0.00%	0.00%	0	0
13 POŠTNA BANKA SLOVENIJE 3 rd issue	0	0	0	0	0.00%	0.00%	0	0
14 POTEZA, BPD 2 nd issue	0	0	0	0	0.00%	0.00%	0	0
15 PROBANKA 4 th issue	0	0	0	0	0.00%	0.00%	0	0
16 PROBANKA 5 th issue	0	0	0	0	0.00%	0.00%	0	0
17 SIP STROJNA INDUSTRIJA 1 st issue, A series	0	0	0	0	0.00%	0.00%	0	0
18 SIP STROJNA INDUSTRIJA 1 st issue, B series	0	0	0	0	0.00%	0.00%	0	0
19 UBK KONVERTIBILNE	0	0	0	0	0.00%	0.00%	0	0
Total free market (shares and bonds)	4,862,648,477	20,603,154	1,324,779,787	896,400,723	50.57%	-	2,729,103	8,026

3. Investment funds

Issue	Total (in SIT)	Total (in EUR)	Block trades (in SIT)	Cross trades (in SIT)	Share in total turnover on free market	Share in turnover of investment funds	Volume in pieces	Number of bargains
Total investment funds	4,752,516,579	20,140,233	1,725,089,108	491,120,977	49.43%	100.00%	43,278,802	12,353
1 Closed-end funds	2,309,607,154	9,787,031	392,002,173	232,544,492	24.02%	48.60%	8,251,917	5,768
2 Authorised closed-end funds	2,442,909,425	10,353,202	1,333,086,935	258,576,485	25.41%	51.40%	35,026,885	6,585

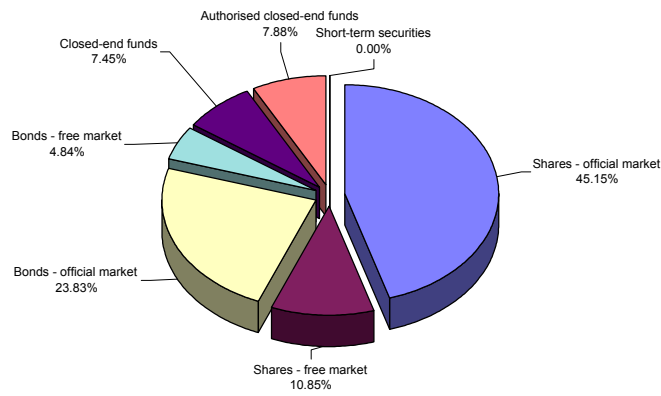
3.1. Closed-end funds

Issue	Total (in SIT)	Total (in EUR)	Block trades (in SIT)	Cross trades (in SIT)	Share in total turnover on free market	Share in turnover of closed-end funds	Volume in pieces	Number of bargains
Total closed-end funds	2,309,607,154	9,787,031	392,002,173	232,544,492	24.02%	100.00%	8,251,917	5,768
1 NFD 1, INVESTICIJSKI SKLAD	436,851,252	1,851,101	0	70,414,925	4.54%	18.91%	1,912,868	1,075
2 KD ID	431,332,466	1,828,180	122,756,629	25,014,710	4.49%	18.68%	2,891,807	804
3 ID MAKSIMA	372,613,699	1,578,499	182,025,544	33,620,140	3.88%	16.13%	201,152	893
4 TRIGLAV STEBER I, ID	369,811,291	1,567,120	57,200,000	31,060,728	3.85%	16.01%	1,438,688	862
5 ZLATA MONETA I, ID	333,426,018	1,413,185	30,020,000	37,217,868	3.47%	14.44%	1,623,201	610
6 INFOND ID	264,909,229	1,122,621	0	19,703,258	2.76%	11.47%	133,751	1,002
7 ZVON ENA ID	75,948,089	321,627	0	2,254,973	0.79%	3.29%	34,241	307
8 VIPA INVEST	24,715,110	104,698	0	13,257,890	0.26%	1.07%	16,209	215

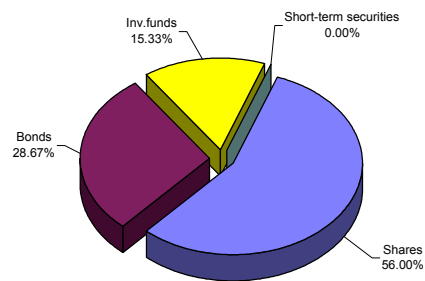
3.2. Authorised closed-end funds

Issue	Total (in SIT)	Total (in EUR)	Block trades (in SIT)	Cross trades (in SIT)	Share in total turnover on free market	Share in turnover of auth. closed-end funds	Volume in pieces	Number of bargains
Total authorised closed-end funds	2,442,909,425	10,353,202	1,333,086,935	258,576,485	25.41%	100.00%	35,026,885	6,585
1 ATENA PID	487,049,634	2,065,159	438,994,591	16,474,311	25.41%	19.94%	7,074,111	361
2 POMURSKA INVESTICIJSKA DRUŽBA 1	400,738,879	1,697,852	299,297,486	22,865,951	5.07%	16.40%	1,823,670	179
3 KRONA SENIOR	286,890,096	1,215,864	36,395,448	29,878,343	4.17%	11.74%	2,613,088	777
4 ARKADA ENA, PID	274,017,101	1,161,249	244,330,586	3,914,581	2.98%	11.22%	3,611,210	172
5 INFOND PID	209,888,299	889,631	41,282,884	14,155,827	2.85%	8.59%	3,350,657	1,054
6 PID MAKSIMA	187,102,680	792,823	148,000,000	7,805,608	2.18%	7.66%	4,585,630	721
7 PID ZVON DVA	168,203,946	712,800	0	43,932,964	1.95%	6.89%	3,487,159	622
8 NFD 2, INVESTICIJSKI SKLAD	135,353,658	573,643	0	32,354,732	1.75%	5.54%	2,108,117	1,082
9 SETEV, PID	130,952,831	554,812	124,785,940	1,072,977	1.75%	5.36%	3,380,664	75
10 TRIGLAV STEBER, PID	62,057,046	262,892	0	38,075,966	1.36%	2.54%	1,422,634	709
11 MODRA LINJA PID	49,124,536	208,093	0	33,773,933	0.65%	2.01%	269,746	96
12 POOBLAŠČENA POMURSKA INV. DRUŽBA	15,182,869	64,358	0	7,492,154	0.51%	0.62%	393,823	194
13 MERCATA PID	10,697,364	45,331	0	2,887,646	0.16%	0.44%	276,257	123
14 KS-sklad 2, POOBLAŠČENA INV. DRUŽBA	5,673,028	24,039	0	771,728	0.11%	0.23%	134,135	72
15 VIZIJA I., PID	3,869,640	16,401	0	1,770,505	0.06%	0.16%	70,348	65
16 NIKA, PID	3,301,700	13,990	0	262,348	0.04%	0.14%	90,247	46
17 TRDNJAVA, PID	2,781,705	11,788	0	45,200	0.03%	0.11%	67,744	31
18 TRDNJAVA I, PID	2,625,846	11,125	0	0	0.03%	0.11%	61,795	15
19 KS - SKLAD 4	2,567,311	10,879	0	213,542	0.03%	0.11%	65,766	65
20 MERCATA 1 PID	2,386,356	10,112	0	276,476	0.03%	0.10%	66,550	78
21 CAPINVEST 2, PID	1,359,471	5,761	0	452,781	0.02%	0.06%	34,349	22
22 NIKA, PID 2	1,085,429	4,600	0	98,912	0.01%	0.04%	39,185	26
23 KD PID	0	0	0	0	0.01%	0.00%	0	0
24 ZLATA MONETA II, PID	0	0	0	0	0.00%	0.00%	0	0
Short-term securities	0	0	0	0	0.00%	-	0	0
Total free market	9,615,165,056	40,743,387	3,049,868,895	1,387,521,700	100.00%	-	46,007,905	20,379
Total turnover in November 2003	30,996,216,229	131,345,244	12,589,130,738	3,398,295,049	-	-	48,219,192	31,755

Structure of turnover by securities in November 2003



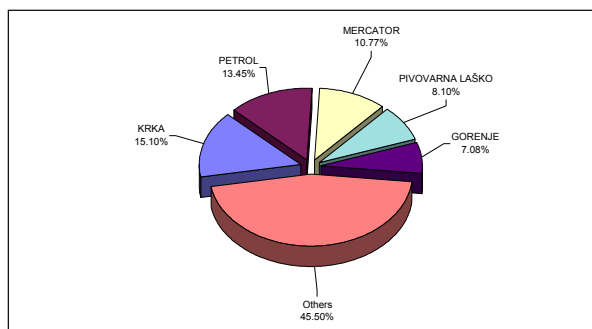
Structure of turnover by securities - all markets - November 2003



C3) MOST TRADED SECURITIES IN NOVEMBER 2003

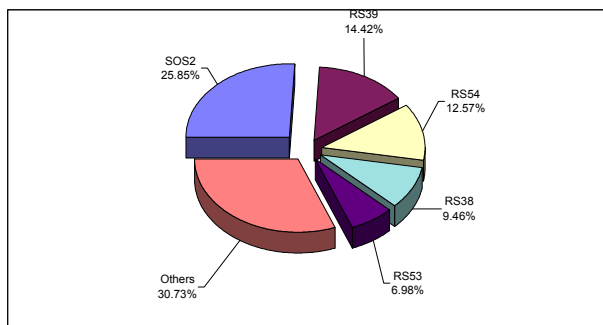
MOST TRADED SHARES

Issuer	Turnover (in SIT) - order book trades only	Market capitalisation as of 30 Nov 2003 (in SIT)	Number of bargains - order book trades only
KRKA	1,969,625,136 SIT	184,145,838,283 SIT	1,919
PETROL	1,754,481,665 SIT	116,739,511,138 SIT	1,361
MERCATOR	1,403,890,051 SIT	103,375,341,918 SIT	1,284
PIVOVARNA LAŠKO	1,056,543,342 SIT	64,758,255,420 SIT	750
GORENJE	922,716,279 SIT	61,145,058,000 SIT	1,009
Others	5,933,917,828 SIT	779,994,562,132 SIT	11,135
Total	13,041,174,301 SIT	1,310,158,566,891 SIT	17,458



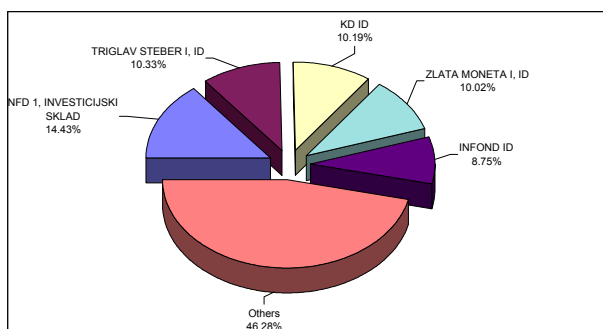
MOST TRADED BONDS

Issue	Turnover (in SIT) - order book trades only	Market capitalisation as of 30 Nov 2003 (in SIT)	Number of bargains - order book trades only
SLOVENSKA ODŠKODNINSKA DRUŽBA 2 nd issue	604,543,644 SIT	130,760,696,438 SIT	364
REPUBLIKA SLOVENIJA 39 th issue	337,159,325 SIT	29,400,000,000 SIT	1,024
REPUBLIKA SLOVENIJA 54 th issue	293,855,138 SIT	30,729,000,000 SIT	70
REPUBLIKA SLOVENIJA 38 th issue	221,148,565 SIT	26,250,623,388 SIT	22
REPUBLIKA SLOVENIJA 53 rd issue	163,200,714 SIT	24,800,391,000 SIT	80
Others	718,576,333 SIT	638,429,881,058 SIT	279
Total	2,338,483,719 SIT	880,370,591,883 SIT	1,839



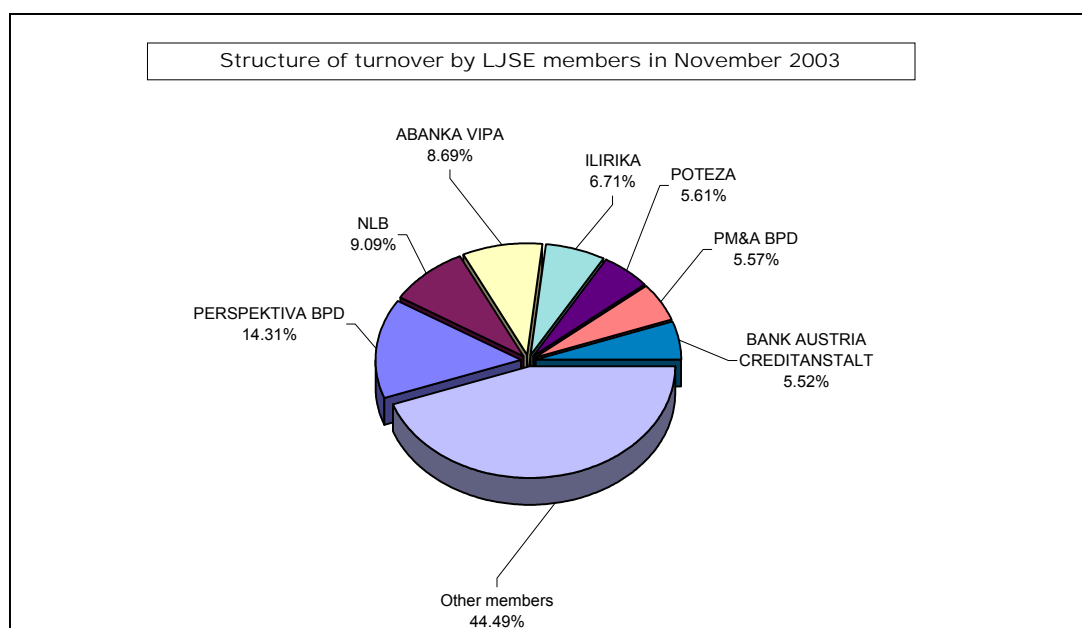
MOST TRADED INVESTMENT FUNDS

INVESTMENT FUNDS	Turnover (in SIT) - order book trades only	Market capitalisation as of 30 Nov 2003 (in SIT)	Number of bargains - order book trades only
NFD 1, INVESTICIJSKI SKLAD	436,851,252 SIT	37,238,571,570 SIT	1,075
TRIGLAV STEBER I, ID	312,611,291 SIT	38,283,322,588 SIT	861
KD ID	308,575,837 SIT	14,694,246,588 SIT	801
ZLATA MONETA I, ID	303,406,018 SIT	14,301,559,320 SIT	609
INFOND ID	264,909,229 SIT	16,349,692,004 SIT	1,002
Others	1,401,073,844 SIT	120,429,623,978 SIT	7,989
Total	3,027,427,471 SIT	241,297,016,049 SIT	12,337



C4) TURNOVER BY LJSE MEMBERS IN NOVEMBER 2003

	Member	Official market (in SIT)	Free market (in SIT)	Total (in SIT)	Share in turnover
1	PERSPEKTIVA BPD	8,371,128,507 SIT	498,481,947 SIT	8,869,610,454 SIT	14.31%
2	NLB	4,600,365,207 SIT	1,036,486,211 SIT	5,636,851,418 SIT	9.09%
3	ABANKA VIPA	2,874,180,373 SIT	2,516,039,893 SIT	5,390,220,266 SIT	8.69%
4	ILIRIKA	2,269,911,140 SIT	1,890,065,253 SIT	4,159,976,393 SIT	6.71%
5	POTEZA	2,108,888,880 SIT	1,369,769,289 SIT	3,478,658,169 SIT	5.61%
6	PM&A BPD	2,898,873,847 SIT	556,092,811 SIT	3,454,966,658 SIT	5.57%
7	BANK AUSTRIA CREDITANSTALT	3,350,111,579 SIT	69,880,894 SIT	3,419,992,473 SIT	5.52%
8	MARIBORSKA BPH	2,127,913,464 SIT	936,998,180 SIT	3,064,911,644 SIT	4.94%
9	PUBLIKUM	2,037,132,828 SIT	525,669,504 SIT	2,562,802,332 SIT	4.13%
10	ARGONOS BPH	1,178,650,100 SIT	1,295,293,039 SIT	2,473,943,139 SIT	3.99%
11	SLOVENSKA ZADRUŽNA KMETIJSKA BANKA	1,224,693,171 SIT	1,057,382,400 SIT	2,282,075,571 SIT	3.68%
12	AC - BORZNO POSREDNIŠKA HIŠA	999,573,695 SIT	1,235,402,996 SIT	2,234,976,691 SIT	3.61%
13	MEDVEŠEK PUŠNIK	1,919,671,619 SIT	207,567,965 SIT	2,127,239,584 SIT	3.43%
14	FACTOR BANKA	632,324,995 SIT	1,201,956,474 SIT	1,834,281,469 SIT	2.96%
15	PROBANKA	904,487,398 SIT	740,373,425 SIT	1,644,860,823 SIT	2.65%
16	GBD GORENJSKA BORZNO POSREDNIŠKA DRUŽBA	505,178,435 SIT	1,043,755,076 SIT	1,548,933,511 SIT	2.50%
17	BANKA KOPER	675,221,052 SIT	734,337,344 SIT	1,409,558,396 SIT	2.27%
18	RAIFFEISEN KREKOVA BANKA	1,012,935,754 SIT	114,483,311 SIT	1,127,419,065 SIT	1.82%
19	CERTIUS BPH	328,110,199 SIT	710,891,645 SIT	1,039,001,844 SIT	1.68%
20	PFC INTERFIN	604,969,785 SIT	354,107,828 SIT	959,077,613 SIT	1.55%
21	CELJSKA BORZNO-POSREDNIŠKA HIŠA	588,315,796 SIT	322,414,348 SIT	910,730,144 SIT	1.47%
22	MOJA DELNICA BPH	548,183,269 SIT	317,837,677 SIT	866,020,946 SIT	1.40%
23	SKB BANKA	542,775,504 SIT	172,337,586 SIT	715,113,090 SIT	1.15%
24	COGITO BIS B.H.	168,314,093 SIT	113,777,690 SIT	282,091,783 SIT	0.46%
25	B P H	192,911,023 SIT	75,727,795 SIT	268,638,818 SIT	0.43%
26	VERITAS BH	73,255,566 SIT	113,193,772 SIT	186,449,338 SIT	0.30%
27	GORENJSKA BANKA	24,025,061 SIT	20,005,754 SIT	44,030,815 SIT	0.07%
	Total	42,762,102,340 SIT	19,230,330,107 SIT	61,992,432,447 SIT	100.00%



C5) TURNOVER IN YEARS 2002 AND 2003

MONTHLY TURNOVER ON OFFICIAL MARKET

Year 2002	Number of trading days	Turnover (in SIT)		average	Number of bargains	
Month		per month	average per day	per bargain	per month	average per day
November	20	25,402,933,277	1,270,146,664	1,697,149	14,968	748
December	19	41,787,952,840	2,199,365,939	3,645,464	11,463	603
TOTAL	247	322,660,119,936			146,013	
AVERAGE 2002	21	26,888,343,328	1,306,316,275	2,209,804	12,168	591
Year 2003						
January	20	31,218,935,077	1,560,946,754	3,147,387	9,919	496
February	20	14,685,502,567	734,275,128	1,878,903	7,816	391
March	21	15,725,302,818	748,823,944	1,826,400	8,610	410
April	21	12,260,388,500	583,828,024	1,830,728	6,697	319
May	20	12,674,122,498	633,706,125	2,337,968	5,421	271
June	20	12,663,713,847	633,185,692	2,413,975	5,246	262
July	23	12,737,762,517	553,815,762	2,313,853	5,505	239
August	20	16,826,694,518	841,334,726	2,269,584	7,414	371
September	22	17,706,234,832	804,828,856	1,824,257	9,706	441
October	22	22,155,385,177	1,007,062,963	2,285,474	9,694	441
November	20	21,381,051,173	1,069,052,559	1,879,488	11,376	569
TOTAL	229	190,035,093,524			87,404	
AVERAGE 2003	21	17,275,917,593	829,847,570	2,174,215	7,946	382

MONTHLY TURNOVER ON FREE MARKET *

Year 2002	Number of trading days	Turnover (in SIT)		average	Number of bargains	
Month		per month	average per day	per bargain	per month	average per day
November	20	14,931,082,803	746,554,140	498,218	29,969	1,498
December	19	20,256,196,959	1,066,115,629	418,551	48,396	2,547
TOTAL	247	158,380,716,772			306,792	
AVERAGE 2002	21	13,198,393,064	641,217,477	516,248	25,566	1,242
Year 2003						
January	20	10,280,770,873	514,038,544	541,977	18,969	948
February	20	11,697,210,667	584,860,533	505,279	23,150	1,158
March	21	9,157,982,800	436,094,419	479,024	19,118	910
April	21	8,869,272,571	422,346,313	473,457	18,733	892
May	20	5,967,011,896	298,350,595	348,439	17,125	856
June	20	11,086,277,540	554,313,877	603,368	18,374	919
July	23	9,869,426,621	429,105,505	451,174	21,875	951
August	20	10,025,353,802	501,267,690	513,410	19,527	976
September	22	11,185,492,263	508,431,467	520,861	21,475	976
October	22	10,213,605,513	464,254,796	477,316	21,398	973
November	20	9,615,165,056	480,758,253	471,817	20,379	1,019
TOTAL	229	107,967,569,602			220,123	
AVERAGE 2003	21	9,815,233,600	471,474,103	490,487	20,011	961

* Includes the turnover of shares, bonds, inv.funds, short-term securities and pension coupons (excluded on 1 Jan 2003)

MONTHLY TURNOVER ON ALL MARKETS

Year 2002 Month	Number of trading days	Turnover (in SIT)		average	Number of bargains	
		per month	average per day	per bargain	per month	average per day
November	20	40,334,016,080	2,016,700,804	897,568	44,937	2,247
December	19	62,044,149,799	3,265,481,568	1,036,505	59,859	3,150
TOTAL	247	481,040,836,708			452,805	
AVERAGE 2002	21	40,086,736,392	1,947,533,752	1,062,358	37,734	1,833
Year 2003						
January	20	41,499,705,950	2,074,985,298	1,436,572	28,888	1,444
February	20	26,382,713,234	1,319,135,662	851,990	30,966	1,548
March	21	24,883,285,618	1,184,918,363	897,406	27,728	1,320
April	21	21,129,661,071	1,006,174,337	830,895	25,430	1,211
May	20	18,641,134,394	932,056,720	826,805	22,546	1,127
June	20	23,749,991,387	1,187,499,569	1,005,503	23,620	1,181
July	23	22,607,189,138	982,921,267	825,683	27,380	1,190
August	20	26,852,048,320	1,342,602,416	996,698	26,941	1,347
September	22	28,891,727,095	1,313,260,323	928,875	31,104	1,414
Oktober	22	32,368,990,690	1,471,317,759	1,041,071	31,092	1,413
November	20	30,996,216,229	1,549,810,811	976,105	31,755	1,588
TOTAL	229	298,002,663,126			307,450	
AVERAGE 2003	21	27,091,151,193	1,301,321,673	969,272	27,950	1,343

TURNOVER BY SECURITIES ON ALL MARKETS OF LJUBLJANA STOCK EXCHANGE IN YEARS 2003 - 1990

Total turnover and number of bargains

Year	Number of trading days	Turnover (in SIT)		average	Number of bargains	
		per year	average per day	per bargain	per year	average per day
2003	229	298,002,663,126	1,301,321,673	969,272	307,450	1,343
2002	247	481,040,836,708	1,947,533,752	1,062,358	452,805	1,833
2001	247	348,643,571,200	1,411,512,434	1,088,977	320,157	1,296
2000	249	269,617,104,598	1,082,799,617	679,818	396,602	1,593
1999	254	265,671,058,734	1,045,949,050	594,292	447,038	1,760
1998	252	173,374,959,032	687,995,869	729,680	237,604	943
1997	249	108,296,251,892	434,924,706	771,594	140,354	564
1996	240	87,004,346,423	362,518,110	662,875	131,253	547
1995	247	88,098,296,414	356,673,265	722,573	121,923	494
1994	252	112,830,429,696	447,739,800	1,078,252	104,642	415
1993	251	87,387,724,215	348,158,264	1,808,072	48,332	193
1992	106	22,710,966,299	214,254,399	3,678,485	6,174	58
1991	98	1,674,875,622	17,090,568	531,707	3,150	32
1990	62	13,545,000	218,468	52,096	260	4

Average turnover and number of bargains

Year	Turnover (in SIT)			Number of bargains	
	per month	per day	per bargain	per month	per day
2003	27,091,151,193	1,301,321,673	969,272	27,950	1,343
2002	40,086,736,392	1,947,533,752	1,062,358	37,734	1,833
2001	29,053,630,933	1,411,512,434	1,088,977	26,680	1,296
2000	22,468,092,050	1,082,799,617	679,818	33,050	1,593
1999	22,139,254,895	1,045,949,050	594,292	37,253	1,760
1998	14,447,913,253	687,995,869	729,680	19,800	943
1997	9,024,687,658	434,924,706	771,594	11,696	564
1996	7,250,362,202	362,518,110	662,875	10,938	547
1995	7,341,524,701	356,673,265	722,573	10,160	494
1994	9,402,535,808	447,739,800	1,078,252	8,720	415
1993	7,282,310,351	348,158,264	1,808,072	4,028	193
1992	1,892,580,525	214,254,399	3,678,485	515	58
1991	139,572,969	17,090,568	531,707	263	32
1990	1,128,750	218,468	52,096	22	4

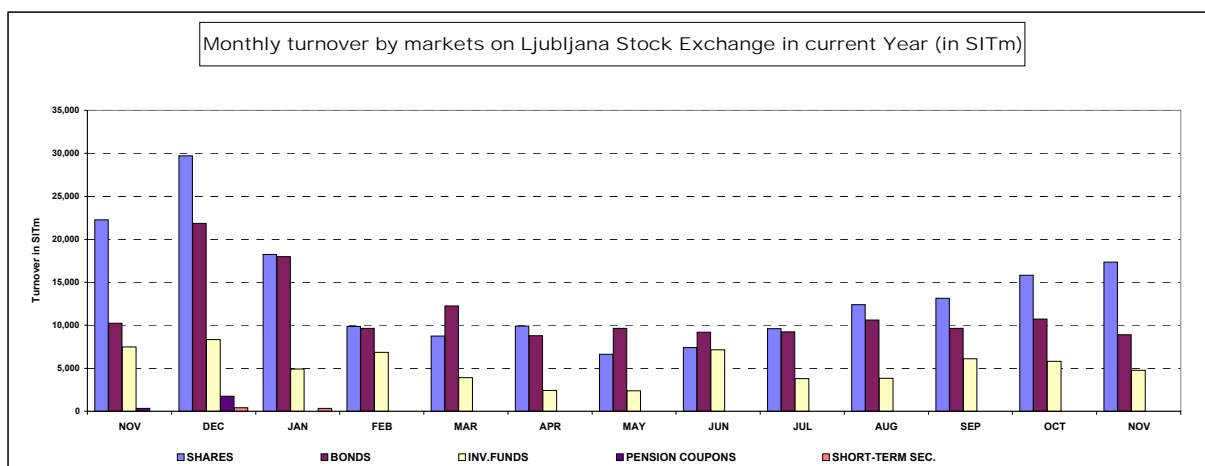
STRUCTURE OF TURNOVER

MONTHLY TURNOVER BY MARKETS ON LJUBLJANA STOCK EXCHANGE FROM NOVEMBER 2002 TO NOVEMBER 2003 (in SIT)

YEAR 2002	OFFICIAL MARKET		FREE MARKET		CLOSED-END FUNDS	AUTHORISED CLOSED-END FUNDS	PENSION COUPONS	SHORT-TERM SECURITIES	TOTAL
	SHARES	BONDS	SHARES	BONDS					
November	17,686,683,796	7,716,249,481	4,580,412,535	2,526,434,583	3,955,737,883	3,520,267,848	348,229,954	0	40,334,016,080
December	23,298,004,818	18,489,948,022	6,410,455,131	3,351,798,096	3,030,024,834	5,302,275,946	1,734,265,589	427,377,363	62,044,149,799
Total 2002	237,887,493,308	84,772,626,628	40,950,115,213	25,798,593,581	21,125,726,271	64,614,277,243	5,230,144,279	661,860,184	481,040,836,707
YEAR 2003									
January	15,501,985,498	15,716,949,579	2,750,697,153	2,250,925,976	1,822,652,590	3,108,385,154	excluded 1 Jan 2003	348,110,000	41,499,705,950
February	7,105,127,358	7,580,375,209	2,770,161,900	2,080,499,702	3,218,326,430	3,628,222,635	-	0	26,382,713,234
March	5,265,613,629	10,459,689,189	3,493,589,876	1,772,940,188	1,537,002,303	2,354,450,433	-	0	24,883,285,618
April	5,255,687,698	7,004,700,802	4,642,547,508	1,788,227,265	1,020,587,047	1,417,910,751	-	0	21,129,661,071
May	4,487,349,440	8,186,773,058	2,136,389,832	1,461,588,896	699,513,232	1,669,519,936	-	0	18,641,134,394
June	5,523,599,700	7,140,114,147	1,892,258,472	2,040,567,812	3,720,791,735	3,432,659,521	-	0	23,749,991,387
July	4,943,906,004	7,793,856,513	4,646,661,840	1,441,930,844	1,803,613,559	1,977,220,378	-	0	22,607,189,138
August	7,706,571,054	9,120,123,464	4,682,619,663	1,491,671,447	1,817,172,325	2,033,890,367	-	0	26,852,048,320
September	10,935,618,595	6,770,616,237	2,205,700,073	2,866,239,219	3,989,783,455	2,123,769,516	-	0	28,891,727,095
October	13,119,846,272	9,035,538,905	2,696,926,376	1,703,632,094	3,777,053,468	2,035,993,575	-	0	32,368,990,690
November	13,995,131,984	7,385,919,189	3,362,332,486	1,500,315,991	2,309,607,154	2,442,909,425	-	0	30,996,216,229
TOTAL 2003	93,840,437,232	96,194,656,292	35,279,885,179	20,398,539,434	25,716,103,298	26,224,931,691	-	348,110,000	298,002,663,126

MONTHLY TURNOVER BY SECURITIES ON LJUBLJANA STOCK EXCHANGE IN CURRENT YEAR (in SIT)

YEAR 2002	SHARES	BONDS	INVESTMENT FUNDS	PENSION COUPONS	SHORT-TERM SECURITIES	TOTAL
November	22,267,096,331	10,242,684,064	7,476,005,731	348,229,954	0	40,334,016,080
December	29,708,459,949	21,841,746,118	8,332,300,780	1,734,265,589	427,377,363	62,044,149,799
Total 2002	278,837,608,521	110,571,220,209	85,740,003,514	5,230,144,279	661,860,184	481,040,836,707
YEAR 2003						
January	18,252,682,651	17,967,875,555	4,931,037,744	-	348,110,000	41,499,705,950
February	9,875,289,258	9,660,874,911	6,846,549,065	-	0	26,382,713,234
March	8,759,203,505	12,232,629,377	3,891,452,736	-	0	24,883,285,618
April	9,898,235,206	8,792,928,067	2,438,497,798	-	0	21,129,661,071
May	6,623,739,272	9,648,361,954	2,369,033,168	-	0	18,641,134,394
June	7,415,858,172	9,180,681,959	7,153,451,256	-	0	23,749,991,387
July	9,590,567,844	9,235,787,357	3,780,833,937	-	0	22,607,189,138
August	12,389,190,717	10,611,794,911	3,851,062,692	-	0	26,852,048,320
September	13,141,318,668	9,636,855,456	6,113,552,971	-	0	28,891,727,095
October	15,816,772,648	10,739,170,999	5,813,047,043	-	0	32,368,990,690
November	17,357,464,470	8,886,235,180	4,752,516,579	-	0	30,996,216,229
TOTAL 2003	129,120,322,411	116,593,195,726	51,941,034,989	-	348,110,000	298,002,663,126



D) MARKET CAPITALISATION

MARKET CAPITALISATION - OFFICIAL MARKET (in SIT)

	30 Nov 2002	31 Dec 2002	31 Oct 2003	30 Nov 2003	Index 30 Nov 2003 / 31 Oct 2003	Index 30 Nov 2003 / 31 Dec 2002	Index 30 Nov 2003 / 30 Nov 2002	Share
SHARES	1,044,321,555,261	1,010,570,041,658	908,731,259,642	976,243,288,452	107	97	93	57.50%
Banks	33,467,413,675	33,896,698,650	2,320,000,000	2,340,000,000	101	7	7	0.24%
Companies	1,010,854,141,586	976,673,343,008	906,411,259,642	973,903,288,452	107	100	96	99.76%
BONDS	525,097,221,395	542,643,632,999	700,175,289,702	721,633,157,715	103	133	137	42.50%
State	469,548,154,656	487,019,103,209	602,587,203,082	600,849,557,020	100	123	128	83.26%
Banks	47,621,363,847	47,711,720,325	79,401,484,166	102,435,289,715	129	215	215	14.19%
Companies	7,927,702,892	7,912,809,466	18,186,602,454	18,348,310,980	101	232	231	2.54%
TOTAL	1,569,418,776,655	1,553,213,674,657	1,608,906,549,344	1,697,876,446,168	106	109	108	100.00%

MARKET CAPITALISATION - FREE MARKET (in SIT)

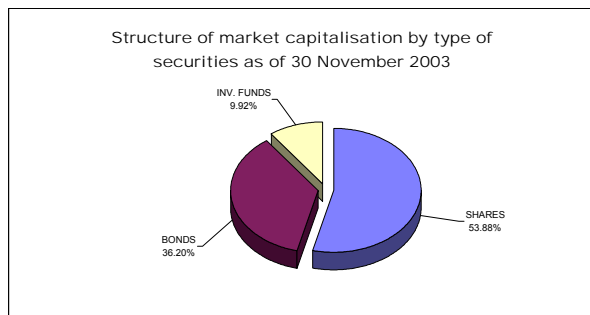
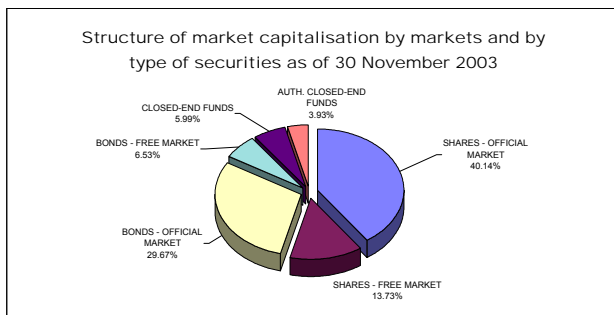
	30 Nov 2002	31 Dec 2002	31 Oct 2003	30 Nov 2003	Index 30 Nov 2003 / 31 Oct 2003	Index 30 Nov 2003 / 31 Dec 2002	Index 30 Nov 2003 / 30 Nov 2002	Share
SHARES	222,396,586,811	222,537,194,239	301,407,614,329	333,915,278,439	111	150	150	45.50%
Banks	1,517,700,000	1,517,700,000	-	-	-	-	-	-
Companies	220,878,886,811	221,019,494,239	301,407,614,329	333,915,278,439	111	151	151	100.00%
BONDS	145,644,368,006	148,095,012,559	156,762,184,918	158,737,434,168	101	107	109	21.63%
State	123,939,632,664	123,062,417,619	131,159,271,722	132,817,309,313	101	108	107	83.67%
Banks	15,743,760,019	19,058,543,599	20,478,604,059	20,688,592,669	101	109	131	13.03%
Companies	5,960,975,323	5,974,051,341	5,124,309,138	5,231,532,186	102	88	88	3.30%
PENSION COUPONS	4,854,497,689	6,549,976,331	-	-	-	-	-	-
CLOSED-END FUNDS	102,459,722,347	94,139,829,652	129,751,451,294	145,729,246,662	112	155	-	19.86%
AUTH. CLOSED-END FUNDS	159,190,274,679	149,671,335,336	99,489,126,766	95,567,769,387	96	64	60	13.02%
TOTAL *	634,545,449,532	620,993,348,117	687,410,377,308	733,949,728,655	107	118	116	100.00%
TOTAL SHARES	1,266,718,142,072	1,233,107,235,897	1,210,138,873,971	1,310,158,566,891	108	106	103	53.88%
TOTAL BONDS	670,741,589,400	690,738,645,559	856,937,474,620	880,370,591,883	103	127	131	36.20%
PENSION COUPONS	4,854,497,689	6,549,976,331	-	-	-	-	-	-
INVESTMENT FUNDS	261,649,997,027	243,811,164,988	229,240,578,060	241,297,016,049	105	99	92	9.92%
TOTAL CAPITALISATION ON LJSE *	2,203,964,226,187	2,174,207,022,774	2,296,316,926,652	2,431,826,174,823	106	112	110	100.00%

* investment funds are included in market capitalisation

On 30 November 2003, the total market capitalisation of all shares traded, without investment funds, on the Ljubljana Stock Exchange (SIT 1,310.2 billion) corresponded to 24.8% of GDP in 2002 - SIT 5,284 billion (at current prices; as reported by the Statistical Office of the Republic of Slovenia).

EXCHANGE RATES

1USD=231.2675 SIT as of 30 Nov 2002	1USD=222.0491 SIT as of 30 Dec 2002	1USD=201.3032 SIT as of 31 Oct 2003	1USD=196.9977 SIT as of 30 Nov 2003
1EUR=229.6486 SIT as of 30 Nov 2002	1EUR=230.2205 SIT as of 30 Dec 2002	1EUR=235.726 SIT as of 31 Oct 2003	1EUR=236.22 SIT as of 30 Nov 2003



D1) MARKET CAPITALISATION OF SHARES - OFFICIAL MARKET

Issue	Number of shares traded	Number of issued shares	Share of traded shares	Price as of 28 Nov 2003	Market capitalisation as of 30 Nov 2003 (in SIT)	Market capitalisation as of 30 Nov 2003 (in EUR)	Market capitalisation as of 30 Nov 2003 (in USD)
Common shares	-	-	-	-	973,903,288,452	4,122,865,500	4,943,729,234
1 KRKA	3,542,612	3,542,612	100.00%	51,980 SIT	184,145,821,987	779,552,206	934,761,279
2 PETROL	2,086,301	2,086,301	100.00%	55,955 SIT	116,739,514,893	494,198,268	592,593,289
3 MERCATOR	3,208,504	3,208,504	100.00%	32,219 SIT	103,375,335,822	437,623,130	524,754,024
4 PIVOVARNA LAŠKO	8,747,652	8,747,652	100.00%	7,403 SIT	64,758,255,420	274,143,830	328,725,947
5 GORENJE	12,200,000	12,200,000	100.00%	5,012 SIT	61,145,058,000	258,847,930	310,384,629
6 LUKA KOPER	7,140,000	7,140,000	100.00%	7,536 SIT	53,806,611,600	227,781,778	273,133,197
7 ISTRABENZ	5,180,000	5,180,000	100.00%	9,844 SIT	50,990,366,000	215,859,648	258,837,367
8 SAVA	1,720,987	1,720,987	100.00%	28,517 SIT	49,076,663,464	207,758,291	249,123,028
9 INTEREUROPA	7,902,413	7,902,413	100.00%	5,400 SIT	42,673,030,200	180,649,522	216,616,896
10 PIVOVARNA UNION	451,114	451,114	100.00%	80,250 SIT	36,201,898,500	153,255,010	183,768,128
11 MERKUR	1,214,585	1,214,585	100.00%	25,463 SIT	30,926,540,604	130,922,617	156,989,349
12 DROGA PORTOROŽ	282,768	282,768	100.00%	88,300 SIT	24,968,301,293	105,699,354	126,744,126
13 DELO	667,464	667,464	100.00%	29,900 SIT	19,957,173,600	84,485,537	101,306,633
14 TERME ČATEŽ	674,971	674,971	100.00%	28,450 SIT	19,202,924,950	81,292,545	97,477,914
15 KOLINSKA	3,166,992	3,169,525	99.92%	5,827 SIT	18,452,478,888	78,115,650	93,668,499
16 SALUS	134,980	134,980	100.00%	116,000 SIT	15,657,680,000	66,284,311	79,481,537
17 ETOL	274,576	274,576	100.00%	45,117 SIT	12,388,020,680	52,442,726	62,884,088
18 AERODROM	1,936,229	1,936,229	100.00%	6,300 SIT	12,198,242,700	51,639,331	61,920,737
19 ŽITO	348,765	348,765	100.00%	33,990 SIT	11,854,679,294	50,184,909	60,176,740
20 RADENSKA	5,061,856	5,061,856	100.00%	1,854 SIT	9,384,883,498	39,729,420	47,639,559
21 TERME 3000	3,184,444	3,184,444	100.00%	2,038 SIT	6,490,119,783	27,474,895	32,945,155
22 COMET	1,700,688	1,700,688	100.00%	3,700 SIT	6,292,171,449	26,636,912	31,940,329
23 MLINOTEST	2,389,177	2,389,177	100.00%	1,996 SIT	4,769,729,071	20,191,893	24,212,105
24 ŽIVILA KRANJ	319,997	319,997	100.00%	14,347 SIT	4,590,891,360	19,434,812	23,304,289
25 KOMPAS MTS	3,526,714	3,526,714	100.00%	1,120 SIT	3,949,743,344	16,720,614	20,049,693
26 DELO PRODAJA	593,549	593,549	100.00%	6,596 SIT	3,915,132,301	16,574,093	19,874,000
27 EMONA OBALA KOPER	1,741,456	1,741,456	100.00%	1,700 SIT	2,960,475,200	12,532,703	15,027,968
28 GRADB.PODJETJE GROSUPLJE	199,411	199,411	100.00%	5,550 SIT	1,106,731,050	4,685,171	5,617,990
29 TEHNOUNION	84,005	84,005	100.00%	12,100 SIT	1,016,460,500	4,303,025	5,159,758
30 GEODETSKI ZAVOD SLOVENIJE	379,820	379,820	100.00%	1,900 SIT	721,658,000	3,055,025	3,663,281
31 NIKA	186,695	186,695	100.00%	1,000 SIT	186,695,000	790,344	947,701
Preferred shares	-	-	-	-	2,340,000,000	9,906,020	11,878,311
1 PROBANKA	400,000	400,000	100.00%	5,850 SIT	2,340,000,000	9,906,020	11,878,311
TOTAL SHARES	-	-	-	-	976,243,288,452	4,132,771,520	4,955,607,545

EXCHANGE RATES		
1 USD=	196.9977	SIT as of 30 Nov 2003
1 EUR=	236.22	SIT as of 30 Nov 2003

MARKET CAPITALISATION OF SHARES - FREE MARKET

Issue	Number of shares traded	Number of issued shares	Share of traded shares	Price as of 28 Nov 2003	Market capitalisation as of 30 Nov 2003 (in SIT)	Market capitalisation as of 30 Nov 2003 (in EUR)	Market capitalisation as of 30 Nov 2003 (in USD)
Common shares	-	-	-	-	332,402,070,815	1,407,171,581	1,687,339,856
1 HELIOS	219,861	219,861	100.00%	126,221 SIT	27,751,018,117	117,479,545	140,869,757
2 CINKARNA	812,477	814,626	99.74%	27,776 SIT	22,567,028,036	95,533,943	114,554,779
3 ZVON ENA HOLDING	11,520,720	11,520,720	100.00%	1,850 SIT	21,316,788,216	90,241,251	108,208,310
4 AKTIVA INVEST	775,110	775,110	100.00%	24,540 SIT	19,021,532,697	80,524,649	96,557,131
5 JUTEKS	641,432	641,432	100.00%	28,242 SIT	18,115,450,830	76,688,895	91,957,677
6 INFOND HOLDING	16,833,414	16,833,414	100.00%	987 SIT	16,614,242,950	70,333,769	84,337,243
7 KD GROUP, finančna družba	186,436	186,436	100.00%	77,000 SIT	14,355,572,000	60,772,043	72,871,775
8 BELINKA HOLDING	2,702,532	2,702,532	100.00%	5,150 SIT	13,918,418,154	58,921,421	70,652,694
9 LESNINA	76,495	76,495	100.00%	180,600 SIT	13,814,997,000	58,483,604	70,127,707
10 VIPA HOLDING	7,347,565	7,347,565	100.00%	1,061 SIT	7,796,648,173	33,005,877	39,577,356
11 MAKSIMA HOLDING	6,399,850	6,399,850	100.00%	1,218 SIT	7,795,529,288	33,001,140	39,571,677
12 TRIGLAV, finančna družba	6,356,989	6,356,989	100.00%	1,224 SIT	7,781,208,816	32,940,517	39,498,983
13 KD HOLDING	924,969	924,969	100.00%	7,620 SIT	7,048,152,784	29,837,240	35,777,843
14 DZS	1,429,368	1,686,384	84.76%	4,796 SIT	6,855,248,928	29,020,612	34,798,624
15 FRUCTAL	2,504,151	2,505,613	99.94%	2,498 SIT	6,254,642,994	26,478,042	31,749,828
16 HOTELI PALACE	2,346,102	2,346,102	100.00%	2,400 SIT	5,630,644,800	23,836,444	28,582,287
17 CETIS	200,000	220,642	90.64%	27,283 SIT	5,456,576,000	23,099,551	27,698,679
18 KD Naložbe	9,566,329	9,566,329	100.00%	549 SIT	5,254,593,193	22,244,489	26,673,373
19 GRAND HOTEL UNION	1,814,613	1,814,613	100.00%	2,500 SIT	4,536,532,500	19,204,693	23,028,353
20 NAMA	2,861,310	2,861,310	100.00%	1,500 SIT	4,291,965,000	18,169,355	21,786,879
21 ZLATA MONETA II	8,232,861	8,232,861	100.00%	509 SIT	4,187,974,062	17,729,126	21,259,000
22 TOSAMA	295,670	295,670	100.00%	14,009 SIT	4,142,171,125	17,535,226	21,026,495
23 PINUS RAČE	133,383	133,383	100.00%	28,850 SIT	3,848,099,550	16,290,321	19,533,728
24 SLOVENIJALES	273,604	273,604	100.00%	13,605 SIT	3,722,464,501	15,758,465	18,895,980
25 SWATY	288,940	288,940	100.00%	12,703 SIT	3,670,318,138	15,537,711	18,631,274
26 GORENJSKI TISK	960,176	1,070,328	89.71%	3,770 SIT	3,619,863,520	15,324,120	18,375,156
27 MEDALJON	1,734,000	1,734,000	100.00%	2,042 SIT	3,541,244,160	14,991,297	17,976,069
28 ETRA 33	45,423	45,423	100.00%	76,500 SIT	3,474,859,500	14,710,268	17,639,087
29 JATA EMONA	3,197,534	3,197,534	100.00%	1,082 SIT	3,458,836,478	14,642,437	17,557,751
30 SATURNUS EMBALAŽA	84,064	85,929	97.83%	39,900 SIT	3,354,153,600	14,199,279	17,026,359
31 MESNA INDUSTRIJA PRIMORSKE	1,478,742	1,478,742	100.00%	2,244 SIT	3,318,681,521	14,049,113	16,846,296
32 TOVARNA SLADKORJA ORMOŽ	497,163	497,163	100.00%	6,620 SIT	3,291,229,003	13,932,897	16,706,941
33 MITOL	770,509	770,509	100.00%	4,000 SIT	3,082,036,000	13,047,312	15,645,035
34 MARINA PORTOROŽ	313,932	313,932	100.00%	8,520 SIT	2,674,700,640	11,322,922	13,577,319
35 COLOR	950,391	950,391	100.00%	2,701 SIT	2,567,101,130	10,867,417	13,031,122
36 MELAMIN	466,489	466,489	100.00%	5,400 SIT	2,519,040,600	10,663,960	12,787,157
37 LIV POSTOJNA	161,600	161,600	100.00%	14,000 SIT	2,262,400,000	9,577,512	11,484,398
38 PLAMA - PUR	686,798	686,798	100.00%	2,900 SIT	1,991,714,200	8,431,607	10,110,342
39 CERTIUS INVEST, finančna družba	3,091,062	3,091,062	100.00%	635 SIT	1,962,824,370	8,309,306	9,963,692
40 LIP BLED	2,155,899	2,155,899	100.00%	851 SIT	1,835,683,322	7,771,075	9,318,298
41 POM-INVEST	2,241,983	2,241,983	100.00%	746 SIT	1,672,653,837	7,080,915	8,490,728
42 MODRA LINIJA HOLDING	1,882,991	1,882,991	100.00%	862 SIT	1,623,966,758	6,874,806	8,243,582
43 MEDVESEK PUŠNIK	80,000	80,000	100.00%	18,999 SIT	1,519,920,000	6,434,341	7,715,420
44 VIZIJA HOLDING	2,277,503	2,277,503	100.00%	650 SIT	1,480,376,950	6,266,942	7,514,692
45 INTERTRADE ITS	1,260,000	1,260,000	100.00%	1,000 SIT	1,260,000,000	5,334,011	6,396,014
46 JADRAN	226,334	226,334	100.00%	4,850 SIT	1,097,719,900	4,647,024	5,572,247
47 TERME DOBRNA	682,010	692,542	98.48%	1,500 SIT	1,023,015,000	4,330,772	5,193,030
48 VELANA	1,409,645	1,409,645	100.00%	690 SIT	972,739,629	4,117,939	4,937,822
49 AKTIVA AVANT, finančna družba	2,951,872	2,951,872	100.00%	323 SIT	953,602,250	4,036,924	4,840,677
50 KEMA PUCONCI	217,346	217,346	100.00%	4,200 SIT	912,853,200	3,864,420	4,633,827
51 TEKSTINA	1,127,293	1,503,057	75.00%	770 SIT	868,128,339	3,675,084	4,406,794
52 GEA TOVARNA OLJA	660,348	846,600	78.00%	1,300 SIT	858,452,400	3,634,122	4,357,677
53 JAVOR PIVKA	1,194,700	1,194,700	100.00%	710 SIT	848,237,000	3,590,877	4,305,822
54 FOND INVEST	595,241	595,241	100.00%	1,401 SIT	833,652,878	3,529,138	4,231,790
55 NIKO ŽELEZNIKI	35,875	35,875	100.00%	23,000 SIT	825,125,000	3,493,036	4,188,501

	Issue	Number of shares traded	Number of issued shares	Share of traded shares	Price as of 28 Nov 2003	Market capitalisation as of 30 Nov 2003 (in SIT)	Market capitalisation as of 30 Nov 2003 (in EUR)	Market capitalisation as of 30 Nov 2003 (in USD)
56	GORIŠKE OPEKARNE	392,725	523,634	75.00%	2,100 SIT	824,722,500	3,491,332	4,186,458
57	GOZDNO GOSPODARSTVO BLED	489,520	611,900	80.00%	1,501 SIT	734,769,520	3,110,531	3,729,838
58	KOMPAS HOTELI KG	162,700	162,700	100.00%	4,302 SIT	699,967,940	2,963,204	3,553,178
59	HIDROTEHNIK	384,472	384,472	100.00%	1,800 SIT	692,049,600	2,929,682	3,512,983
60	ŽITO INTES	2,518,194	2,518,194	100.00%	271 SIT	682,430,574	2,888,962	3,464,155
61	INTERTRADE ITA	69,531	69,531	100.00%	9,702 SIT	674,589,762	2,855,769	3,424,353
62	FINIRA	2,179,206	2,179,206	100.00%	300 SIT	653,761,800	2,767,597	3,318,627
63	SVILANIT	408,487	410,407	99.53%	1,600 SIT	653,550,606	2,766,703	3,317,554
64	KOŠAKI TMI MARIBOR	43,236	43,236	100.00%	15,000 SIT	648,540,000	2,745,491	3,292,120
65	ALPETOUR POTOVALNA AGENCIJA	263,042	263,042	100.00%	2,401 SIT	631,590,146	2,673,737	3,206,079
66	AVTO CELJE	418,077	418,077	100.00%	1,500 SIT	627,115,500	2,654,794	3,183,365
67	INTARA	101,000	101,000	100.00%	6,000 SIT	606,000,000	2,565,405	3,076,178
68	KRONA HOLDING	1,287,121	1,287,121	100.00%	470 SIT	605,075,582	2,561,492	3,071,486
69	LESNINA EMMI	684,037	714,827	95.69%	800 SIT	547,229,600	2,316,610	2,777,848
70	RTC KRVAVEC	205,734	205,734	100.00%	2,499 SIT	514,129,266	2,176,485	2,609,824
71	MURALES	322,045	322,045	100.00%	1,590 SIT	512,051,550	2,167,689	2,599,277
72	DANA	356,128	404,231	88.10%	1,403 SIT	499,647,584	2,115,179	2,536,312
73	ELMO	708,000	708,000	100.00%	700 SIT	495,600,000	2,098,044	2,515,765
74	INTEGRAL JESENICE	243,784	256,556	95.02%	2,000 SIT	487,568,000	2,064,042	2,474,993
75	IMP KLIMAT	353,900	353,900	100.00%	1,353 SIT	478,897,480	2,027,337	2,430,980
76	AGROKOMBINAT MARIBOR	453,956	499,291	90.92%	1,026 SIT	465,531,878	1,970,756	2,363,134
77	UNIT-AS NEPREMIČNINE	173,377	173,377	100.00%	2,400 SIT	416,104,800	1,761,514	2,112,232
78	INLES RIBNICA	609,005	609,005	100.00%	650 SIT	395,853,250	1,675,782	2,009,431
79	ŽELEZARNA RAVNE - MONTER DRAVOGRAD	359,761	359,761	100.00%	950 SIT	341,772,950	1,446,842	1,734,908
80	OLJARICA	70,404	70,404	100.00%	4,703 SIT	331,110,012	1,401,702	1,680,781
81	KLASJE	835,600	835,600	100.00%	365 SIT	304,994,000	1,291,144	1,548,211
82	LIZ INŽENIRING	188,677	235,846	80.00%	1,450 SIT	273,581,650	1,158,165	1,388,756
83	IMP ČRPALKE	333,034	333,034	100.00%	815 SIT	271,429,371	1,149,053	1,377,830
84	UNITAS	173,377	173,377	100.00%	1,522 SIT	263,879,794	1,117,093	1,339,507
85	CREINA	48,594	48,594	100.00%	4,510 SIT	219,158,940	927,775	1,112,495
86	UPIMO GROUP	215,000	215,000	100.00%	840 SIT	180,578,500	764,451	916,653
87	CAPITA	315,963	315,963	100.00%	550 SIT	173,779,650	735,669	882,141
88	GEA COLLEGE	147,885	147,885	100.00%	1,093 SIT	161,682,671	684,458	820,734
89	ZDRAVILIŠČE ROGAŠKA	898,110	961,898	93.37%	180 SIT	161,659,800	684,361	820,618
90	EGOLES ŠKOFJA LOKA	258,300	258,300	100.00%	601 SIT	155,238,300	657,177	788,021
91	GRADIS GP	304,750	304,750	100.00%	451 SIT	137,472,725	581,969	697,839
91	MK TISKARNA	103,954	103,954	100.00%	1,250 SIT	129,942,500	550,091	659,614
92	SVILA	1,263,478	1,263,478	100.00%	57 SIT	71,651,837	303,327	363,719
93	SAVINJA MOZIRJE	105,780	105,780	100.00%	661 SIT	69,920,580	295,998	354,931
94	AVTOPREVOZNIŠTVO IN SERVISI	308,696	308,696	100.00%	160 SIT	49,391,360	209,091	250,720
95	SJAJ HRASNIK	26,880	26,880	100.00%	1,600 SIT	43,008,000	182,068	218,317
96	JELEN	50,849	67,798	75.00%	800 SIT	40,679,200	172,209	206,496
97	ZRC	43,466	70,700	61.48%	500 SIT	21,733,000	92,003	110,321
	Preferred shares	-	-	-	-	1,513,207,624	6,405,925	7,681,347
1	KD HOLDING	266,413	266,413	100.00%	5,633 SIT	1,500,675,124	6,352,871	7,617,729
2	ZDRAVILIŠČE ROGAŠKA	27,850	30,000	92.83%	450 SIT	12,532,500	53,054	63,617
	TOTAL SHARES					333,915,278,439	1,413,577,506	1,695,021,203

EXCHANGE RATES	1 USD=	196.9977 SIT as of 30 Nov 2003
	1 EUR=	236.2200 SIT as of 30 Nov 2003

D2) MARKET CAPITALISATION OF BONDS - OFFICIAL MARKET

Issue	Number of issued bonds	Price as of 28 Nov 2003	Principal amt. as of 28 Nov 2003	Currency of denomination	Market capitalisation as of 30 Nov 2003 (in SIT)	Market capitalisation as of 30 Nov 2003 (in EUR)	Market capitalisation as of 30 Nov 2003 (in USD)
1 REPUBLIKA SLOVENIJA 51 st issue	4,447,050	104.25	10,000.00	SIT	46,360,496,250	196,259,827	235,335,216
2 REPUBLIKA SLOVENIJA 33 rd issue	248,716	142.01	511.29	EUR	42,653,942,533	180,568,718	216,520,003
3 REPUBLIKA SLOVENIJA 52 nd issue	4,000,000	104.00	10,000.00	SIT	41,600,000,000	176,107,019	211,169,978
4 REPUBLIKA SLOVENIJA 10 th issue	5,218,961	103.00	6,373.35	SIT	35,244,070,011	149,200,195	178,905,997
5 REPUBLIKA SLOVENIJA 54 th issue	3,000,000	102.43	10,000.00	SIT	30,729,000,000	130,086,360	155,986,593
6 REPUBLIKA SLOVENIJA 39 th issue	30,000,000	98.00	1,000.00	SIT	29,400,000,000	124,460,249	149,240,321
7 REPUBLIKA SLOVENIJA 36 th issue	1,000,000	111.14	100.00	EUR	26,250,623,388	111,127,861	133,253,451
8 REPUBLIKA SLOVENIJA 53 rd issue	1,000,000	105.00	100.00	EUR	24,800,391,000	104,988,532	125,891,779
9 REPUBLIKA SLOVENIJA 27 th issue	1,700,000	108.00	10,000.00	SIT	18,360,000,000	77,724,155	93,199,058
10 REPUBLIKA SLOVENIJA 37 th issue	1,700,000	106.00	10,000.00	SIT	18,020,000,000	76,284,819	91,473,149
11 REPUBLIKA SLOVENIJA 34 th issue	1,691,000	105.60	10,000.00	SIT	17,856,960,000	75,594,615	90,645,525
12 REPUBLIKA SLOVENIJA 21 st issue	2,000,000	92.55	9,400.00	SIT	17,399,400,000	73,657,607	88,322,859
13 REPUBLIKA SLOVENIJA 43 rd issue	1,560,000	104.60	10,000.00	SIT	16,317,600,000	69,077,978	82,831,424
14 REPUBLIKA SLOVENIJA 40 th issue	1,500,000	105.95	10,000.00	SIT	15,892,500,000	67,278,385	80,673,531
15 REPUBLIKA SLOVENIJA 50 th issue	612,818	105.00	100.00	EUR	15,198,126,012	64,338,862	77,148,748
16 REPUBLIKA SLOVENIJA 35 th issue	1,400,000	106.00	10,000.00	SIT	14,840,000,000	62,822,792	75,330,829
17 REPUBLIKA SLOVENIJA 29 th issue	550,000	106.00	100.00	EUR	13,770,121,860	58,293,632	69,899,912
18 REPUBLIKA SLOVENIJA 13 th issue	106,701	101.50	511.29	EUR	13,078,895,189	55,367,434	66,391,106
19 REPUBLIKA SLOVENIJA 45 th issue	1,211,249	105.40	10,000.00	SIT	12,766,564,460	54,045,231	64,805,652
20 REPUBLIKA SLOVENIJA 41 st issue	1,200,000	106.00	10,000.00	SIT	12,720,000,000	53,848,108	64,569,282
21 REPUBLIKA SLOVENIJA 36 th issue	1,200,000	104.80	10,000.00	SIT	12,576,000,000	53,238,506	63,838,309
22 REPUBLIKA SLOVENIJA 16 th issue	500,000	106.01	100.00	EUR	12,519,473,571	52,999,211	63,551,369
23 REPUBLIKA SLOVENIJA 26 th issue	500,000	105.89	100.00	EUR	12,505,301,919	52,939,217	63,479,431
24 NLB 13 th issue	117,335	106.00	100,000.00	SIT	12,437,510,000	52,652,231	63,135,306
25 REPUBLIKA SLOVENIJA 42 nd issue	1,200,000	102.21	10,000.00	SIT	12,265,200,000	51,922,784	62,260,625
26 NLB 9 th issue	108,474	104.00	100,000.00	SIT	11,281,296,000	47,757,582	57,266,131
27 NLB 10 th issue	108,243	102.30	100,000.00	SIT	11,073,258,900	46,876,890	56,210,092
28 REPUBLIKA SLOVENIJA 24 th issue	1,100,000	100.42	10,000.00	SIT	11,046,200,000	46,762,340	56,072,736
29 REPUBLIKA SLOVENIJA 28 th issue	1,050,000	103.70	10,000.00	SIT	10,888,500,000	46,094,742	55,272,219
30 REPUBLIKA SLOVENIJA 23 rd issue	400,000	108.40	100.00	EUR	10,241,380,512	43,355,264	51,987,310
31 BTC HIPOTEKARNE	400,000	106.50	100.00	EUR	10,061,872,920	42,595,347	51,076,093
32 REPUBLIKA SLOVENIJA 17 th issue	900,000	103.50	10,000.00	SIT	9,315,000,000	39,433,579	47,284,816
33 REPUBLIKA SLOVENIJA 25 th issue	800,000	106.00	10,000.00	SIT	8,480,000,000	35,898,738	43,046,188
34 REPUBLIKA SLOVENIJA 22 nd issue	800,000	104.00	10,000.00	SIT	8,320,000,000	35,221,404	42,233,996
35 NLB 12 th issue	80,000		100,000.00	SIT	8,000,000,000	33,866,734	40,609,611
36 REPUBLIKA SLOVENIJA 49 th issue	78,392	105.00	380.00	EUR	7,387,778,555	31,274,992	37,501,852
37 NLB 11 th issue	26,326	100.00	1,000.00	EUR	6,218,048,509	26,323,125	31,564,067
38 REPUBLIKA SLOVENIJA 32 nd issue	238,655	106.80	100.00	EUR	6,020,201,382	25,485,570	30,559,755
39 SLOVENSKA RAZVOJNA DRUŽBA	50,000	99.66	511.29	EUR	6,017,656,791	25,474,798	30,546,838
40 NLB 2 nd issue, A series	40,000	104.00	100,000.00	SIT	5,528,312,192	23,403,235	28,062,826
41 ABANKA VIPA 7 th issue	173,000		100.00	EUR	4,086,159,660	17,298,110	20,742,169
42 SKB OBVEZNICE 4 th issue, A series	38,182	103.50	100,000.00	SIT	3,951,837,000	16,729,477	20,060,321
43 NFD INVESTICIJSKO SVETOVANJE	16,000	108.65	135,740.00	SIT	3,341,888,684	14,147,357	16,964,100
44 ABANKA 6 th issue	135,000	102.00	100.00	EUR	3,252,394,134	13,768,496	16,509,808
45 REPUBLIKA SLOVENIJA 31 st issue	294,788	108.00	10,000.00	SIT	3,183,494,400	13,476,820	16,160,059
46 REPUBLIKA SLOVENIJA 44 th issue	296,493	100.00	10,000.00	SIT	2,964,930,000	12,551,562	15,050,582
47 NLB 3 rd issue	12,000	102.30	1,000.00	EUR	2,899,519,999	12,274,659	14,718,547
48 BTC 2 nd issue	340,000	109.00	32.87	EUR	2,877,228,463	12,180,292	14,605,391
49 NOVA KBM 3 rd issue, A series	20,000	109.50	100,000.00	SIT	2,649,245,190	11,215,160	13,448,102
50 ABANKA 4 th issue	100,000	103.50	100.00	EUR	2,444,609,970	10,348,870	12,409,333
51 ABANKA 5 th issue	100,000	102.00	100.00	EUR	2,409,180,840	10,198,886	12,229,487
52 BANKA CELJE 3 rd issue	100,000	102.00	100.00	EUR	2,409,180,840	10,198,886	12,229,487
53 BANKA CELJE 5 th issue	100,000	101.80	100.00	EUR	2,404,456,956	10,178,888	12,205,508
54 BANKA CELJE 6 th issue, A series	100,000	100.40	100.00	EUR	2,371,389,768	10,038,903	12,037,652
55 BANKA CELJE 7 th issue	100,000		100.00	EUR	2,361,942,000	9,998,908	11,989,693
56 NOVA KBM 2 nd issue	18,000	100.50	500.00	EUR	2,136,376,539	9,044,012	10,844,678
57 NOVA KBM 3 rd issue, B series	18,000		500.00	EUR	2,125,747,800	8,999,017	10,790,724
58 SL. ZADR. KMET. BANKA 3 rd issue	200,000	103.00	10,000.00	SIT	2,098,806,280	8,884,964	10,653,963
59 HOTELI BERNARDIN	20,000	106.00	412.86	EUR	2,067,320,913	8,751,676	10,494,137
60 STANOVANJSKI SKLAD RS 2 nd issue	20,000	106.50	85,470.67	SIT	1,877,142,533	7,946,586	9,528,754
61 ABANKA 3 rd issue	70,000	100.00	100.00	EUR	1,653,359,400	6,999,235	8,392,785
62 REPUBLIKA SLOVENIJA 48 th issue	60,000	105.11	100.00	EUR	1,489,582,342	6,305,911	7,561,240
63 BANKA CELJE 4 th issue	100,000	101.00	58.83	EUR	1,403,425,783	5,941,181	7,124,072
64 SKB OBVEZNICE 4 th issue, B series	11,818	97.30	500.00	EUR	1,357,988,397	5,748,829	6,893,423
65 NLB 2 nd issue, B series	10,000	102.10	500.00	EUR	1,205,771,391	5,104,442	6,120,738
66 BANKA ZASAVJE 2 nd issue	18,000	102.00	255.65	EUR	1,108,632,747	4,693,221	5,627,643
67 BANKA CELJE 6 th issue, B series	10,000		100,000.00	SIT	1,000,000,000	4,233,342	5,076,201
68 PROBANKA 2 nd issue	60,000	101.34	51.13	EUR	734,306,161	3,108,569	3,727,486
69 STANOVANJSKI SKLAD RS 1 st issue	70,965	100.15	29.37	EUR	493,024,312	2,087,140	2,502,691
70 BANKA VIPA 7 th issue	10,000	100.00	187.50	EUR	442,864,125	1,874,795	2,248,067
71 BANKA VIPA 6 th issue	10,000	101.00	150.00	EUR	357,834,213	1,514,835	1,816,439
72 BANKA VIPA 5 th issue	10,000	102.30	125.00	EUR	302,033,333	1,278,610	1,533,182
73 BANKA VIPA 4 th issue	8,000	103.20	127.84	EUR	249,290,469	1,055,332	1,265,449
74 BANKA VIPA 3 rd issue	10,000	104.00	95.88	EUR	235,521,519	997,043	1,195,555
75 SL.ZADR.KMET.BANKA	10,000	103.70	61.56	EUR	150,780,992	638,307	765,395
76 BANKA VIPA 2 nd issue	8000	104.00	47.94	EUR	94,208,608 SIT	398817,2363	478221,8654
TOTAL					721,633,157,715	3,054,919,811	3,663,155,244

EXCHANGE RATES	1 USD=	196.9977	SIT as of 30 Nov 2003
	1 EUR=	236.2200	SIT as of 30 Nov 2003

MARKET CAPITALISATION OF BONDS - FREE MARKET

Issue	Number of issued bonds	Price as of 28 Nov 2003	Principal amt. as of 28 Nov 2003	Currency of denomination	Market capitalisation as of 30 Nov 2003 (in SIT)	Market capitalisation as of 30 Nov 2003 (in EUR)	Market capitalisation as of 30 Nov 2003 (in USD)
1 SLOV. ODŠKODNINSKA DRUŽBA 2 nd issue	10,500,000	103.12	51.13	EUR	130,760,696,438	553,554,722	663,767,630
2 NLB 7 th issue	62,500	105.20	100,000.00	SIT	6,575,000,000	27,834,222	33,376,024
3 NLB 8 th issue	14,276	104.00	1,000.00	EUR	3,506,784,735	14,845,418	17,801,146
4 BANKA KOPER 4 th issue	20,000	107.60	100,000.00	SIT	2,192,601,354	9,282,031	11,130,086
5 STANOVANJSKI SKLAD 3 rd issue	20,000	111.00	90,559.74	SIT	2,056,612,876	8,706,345	10,439,781
6 POŠTNA BANKA SLOVENIJE 3 rd issue	17,955		100,000.00	SIT	1,904,655,807	8,063,059	9,668,416
7 PROBANKA 5 th issue	78,500	100.01	100.00	EUR	1,854,309,882	7,849,928	9,412,850
8 AUTOCOMMERCE 1 st issue	22,300	106.20	330.44	EUR	1,848,379,836	7,824,824	9,382,748
9 POŠTNA BANKA SLOVENIJE 2 nd issue	15,000	112.50	100,000.00	SIT	1,731,109,725	7,328,379	8,787,462
10 PROBANKA 6 th issue	65,000	101.00	100.00	EUR	1,550,614,923	6,564,283	7,871,234
11 KD INVESTMENTS 1 st issue	80,000	109.10	51.13	EUR	1,054,046,472	4,462,139	5,350,552
12 NAMA 1 st issue	953,795	110.20	1,000.00	SIT	1,051,082,090	4,449,590	5,335,504
13 PROBANKA 4 th issue	50,000	101.00	82.08	EUR	979,034,407	4,144,587	4,969,776
14 SIP STROJNA INDUSTRIJA 1 st issue, A series	32,500		102.26	EUR	784,979,614	3,323,087	3,984,715
15 SIP STROJNA INDUSTRIJA 1 st issue, B series	17,250		102.26	EUR	416,643,026	1,763,792	2,114,964
16 BANKA KOPER 3 rd issue	10,000	100.00	125.00	EUR	295,242,750	1,249,863	1,498,712
17 UBK KONVERTIBILNE	80	98.00	4,535.71	EUR	83,990,578	355,561	426,353
18 POTEZA, BPD 2 nd issue	15,000	100.30	21.50	EUR	76,401,147	323,432	387,828
19 BANKA VIPA 1 st issue	4,000	101.00	15.98	EUR	15,248,509	64,552	77,405
TOTAL					158,737,434,168	671,989,815	805,783,185

EXCHANGE RATES	1 USD=	196.9977	SIT as of 30 Nov 2003
	1 EUR=	236.2200	SIT as of 30 Nov 2003

D3) MARKET CAPITALISATION OF INVESTMENT FUNDS

MARKET CAPITALISATION OF CLOSED-END FUNDS

	Closed-end funds	Number of shares traded	Price as of 28 Nov 2003	Market capitalisation as of 30 Nov 2003 (in SIT)	Market capitalisation as of 30 Nov 2003 (in EUR)	Market capitalisation as of 30 Nov 2003 (in USD)
1	TRIGLAV STEBER I, ID	147,487,470	259.57 SIT	38,283,322,588	162,066,390	194,333,856
2	NFD 1, INVESTICIJSKI SKLAD	160,580,300	231.90 SIT	37,238,571,570	157,643,602	189,030,489
3	INFOND ID	8,132,314	2,010.46 SIT	16,349,692,004	69,213,835	82,994,329
4	ID MAKSIMA	7,811,823	1,917.12 SIT	14,976,202,110	63,399,382	76,022,218
5	KD ID	92,046,145	159.64 SIT	14,694,246,588	62,205,768	74,590,955
6	ZLATA MONETA I, ID	68,297,800	209.40 SIT	14,301,559,320	60,543,389	72,597,595
7	ZVON ENA ID	2,277,577	2,231.29 SIT	5,081,934,784	21,513,567	25,796,924
8	VIPA INVEST	3,079,247	1,560.03 SIT	4,803,717,697	20,335,779	24,384,638
	TOTAL			145,729,246,662	616,921,711	739,751,006

MARKET CAPITALISATION OF AUTHORISED CLOSED-END FUNDS

	Authorised closed-end Funds	Number of shares traded	Price as of 28 Nov 2003	Market capitalisation as of 30 Nov 2003 (in SIT)	Market capitalisation as of 30 Nov 2003 (in EUR)	Market capitalisation as of 30 Nov 2003 (in USD)
1	NFD 2, INVESTICIJSKI SKLAD	291,379,659	65.82 SIT	19,178,609,155	81,189,608	97,354,483
2	ATENA PID	135,915,888	91.38 SIT	12,419,993,845	52,578,079	63,046,390
3	POMURSKA INVESTICIJSKA DRUŽBA 1	35,923,940	260.00 SIT	9,340,224,400	39,540,362	47,412,860
4	KRONA SENIOR	73,170,428	112.50 SIT	8,231,673,150	34,847,486	41,785,631
5	PID ZVON DVA	141,224,712	50.00 SIT	7,061,235,600	29,892,624	35,844,254
6	MODRA LINIJA PID	34,156,833	183.69 SIT	6,274,268,654	26,561,124	31,849,451
7	INFOND PID	87,641,964	70.67 SIT	6,193,657,596	26,219,870	31,440,253
8	ARKADA ENA, PID	66,406,092	91.50 SIT	6,076,157,418	25,722,451	30,843,799
9	TRIGLAV STEBER, PID	131,842,661	43.11 SIT	5,683,737,116	24,061,202	28,851,794
10	PID MAKSIMA	74,529,513	44.25 SIT	3,297,930,950	13,961,269	16,740,962
11	KS-sklad 2, POOBLAŠČENA INV. DRUŽBA	44,293,242	42.80 SIT	1,886,892,109	7,987,859	9,578,244
12	SETEV, PID	43,469,190	34.98 SIT	1,520,552,266	6,437,017	7,718,630
13	NIKA, PID	32,574,698	36.73 SIT	1,196,468,658	5,065,061	6,073,516
14	VIZIJA I., PID	21,299,602	55.00 SIT	1,171,478,110	4,959,267	5,946,659
15	MERCATA PID	28,923,982	38.71 SIT	1,119,647,343	4,739,850	5,683,555
16	TRDNJAVA, PID	25,932,762	42.30 SIT	1,096,955,833	4,643,789	5,568,369
17	KS - SKLAD 4	26,381,090	38.31 SIT	1,010,659,558	4,278,467	5,130,311
18	MERCATA 1 PID	26,821,153	35.83 SIT	961,001,912	4,068,250	4,878,239
19	POOBLAŠČENA POMURSKA INV. DRUŽBA	22,967,400	38.80 SIT	891,135,120	3,772,480	4,523,581
20	TRDNJAVA I, PID	8,917,902	41.10 SIT	366,525,772	1,551,629	1,860,559
21	NIKA, PID 2	12,555,868	28.70 SIT	360,353,412	1,525,499	1,829,226
22	CAPINVEST 2, PID	5,876,900	38.90 SIT	228,611,410	967,790	1,160,478
	TOTAL			95,567,769,387	404,571,033	485,121,244

EXCHANGE RATES	1 USD=	196.9977	SIT as of 30 Nov 2003
	1 EUR=	236.2200	SIT as of 30 Nov 2003

E) OTHER

E1) INDICATORS AS OF 30 NOVEMBER 2003

ISSUE	Price as of 28 Nov 2003	Total net profit (loss) in 000 SIT in year 2002	Earning per share as of 31 Dec 2002	P / E ⁽¹⁾	Dividend for year 2002	Dividend yield	Book value as of 31 Dec 2002	Market book ratio	Turnover ratio ⁽²⁾
Aerodrom ⁽⁵⁾	6,300 SIT	1,552,796	409.00 SIT	15.40	200 SIT	3.17%	4,406.46 SIT	1.43	0.02
Comet	3,700 SIT	496,583	296.04 SIT	12.50	0	0.00%	3,184.45 SIT	1.16	0.04
Delo	29,900 SIT	780,468	1,170.61 SIT	25.54	1,000 SIT	3.34%	8,425.23 SIT	3.55	0.16
Delo Prodaja	6,596 SIT	402,699	693.19 SIT	9.52	270 SIT	4.09%	5,452.62 SIT	1.21	0.29
Droga	88,300 SIT	1,519,426	5,387.41 SIT	16.39	2,000 SIT	2.27%	55,401.69 SIT	1.59	0.06
Emona obala ⁽³⁾	1,700 SIT	(256,591)	(159.50 SIT)	⁽⁴⁾	0	0.00%	6,661.35 SIT	0.26	0.23
Etol	45,117 SIT	734,760	3,237.19 SIT	13.94	1,100 SIT	2.44%	41,389.29 SIT	1.09	0.11
Gradbeno podjetje Grosuplje	5,550 SIT	(583,499)	(2,926.11 SIT)	⁽⁴⁾	0	0.00%	20,918.09 SIT	0.27	0.12
Gorenje	5,012 SIT	4,060,980	337.11 SIT	14.87	95 SIT	1.90%	4,579.82 SIT	1.09	0.18
Geodetski zavod Slovenije	1,900 SIT	40,231	106.65 SIT	17.82	60 SIT	3.16%	3,475.91 SIT	0.55	0.11
Intereuropa	5,400 SIT	5,321,439	704.21 SIT	7.67	220 SIT	4.07%	4,319.55 SIT	1.25	0.08
Istrabenz	9,844 SIT	3,772,511	728.95 SIT	13.50	100 SIT	1.02%	5,580.27 SIT	1.76	0.06
Kolinska	5,827 SIT	1,069,413	338.30 SIT	17.22	120 SIT	2.06%	5,052.88 SIT	1.15	0.27
Krika	51,980 SIT	11,038,405	3,267.46 SIT	15.91	1,050 SIT	2.02%	24,261.46 SIT	2.14	0.18
Luka ⁽⁵⁾	7,536 SIT	4,354,005	311.00 SIT	24.23	225 SIT	2.99%	3,959.86 SIT	1.90	0.11
Mlinotest	1,996 SIT	333,313	139.51 SIT	14.31	48 SIT	2.40%	2,162.15 SIT	0.92	0.07
Mercator	32,219 SIT	4,925,605	1,535.17 SIT	20.99	450 SIT	1.40%	24,808.83 SIT	1.30	0.13
Merkur	25,463 SIT	1,881,397	2,096.65 SIT	12.14	650 SIT	2.55%	31,601.21 SIT	0.81	0.14
Kompas MTS	1,120 SIT	(991,355)	(281.10 SIT)	⁽⁴⁾	100 SIT	8.93%	3,496.47 SIT	0.32	0.10
Nika	1,000 SIT	40,619	217.57 SIT	4.60	0	0.00%	2,972.44 SIT	0.34	0.02
Petrol	55,955 SIT	5,310,767	2,582.51 SIT	21.67	700 SIT	1.25%	32,641.53 SIT	1.71	0.14
Pivovarna Laško	7,403 SIT	1,378,039	181.41 SIT	40.81	100 SIT	1.35%	4,807.92 SIT	1.54	0.20
Probanka	5,850 SIT	588,687	310.00 SIT	⁽⁴⁾	310 SIT	5.30%	5,875.20 SIT	⁽⁴⁾	0.23
Pivovarna Union	80,250 SIT	745,629	1,652.86 SIT	48.55	0	0.00%	45,338.35 SIT	1.77	0.07
Radenska	1,854 SIT	790,170	157.48 SIT	11.77	70 SIT	3.78%	3,981.70 SIT	0.47	0.02
Salus	116,000 SIT	1,555,405	11,863.72 SIT	9.78	3,500 SIT	3.02%	52,905.40 SIT	2.19	0.07
Sava	28,517 SIT	1,566,112	914.50 SIT	31.18	546 SIT	1.91%	30,066.69 SIT	0.95	0.05
Terme Čatež	28,450 SIT	1,381,281	2,669.22 SIT	10.66	400 SIT	1.41%	27,115.91 SIT	1.05	0.16
Tehnounion	12,100 SIT	(188,811)	(2,351.01 SIT)	⁽⁴⁾	0	0.00%	49,580.93 SIT	0.24	0.02
Živila	14,347 SIT	480,509	1,663.66 SIT	8.62	0	0.00%	35,728.87 SIT	0.40	0.42
Terme 3000	2,038 SIT	338,288	118.21 SIT	17.24	30 SIT	1.47%	1,936.94 SIT	1.05	0.14
Žito	33,990 SIT	849,237	2466.66 SIT	13.78	920 SIT	2.71%	41,192.07 SIT	0.83	0.11
MARKET AVERAGE ⁽⁶⁾				17.40		1.78%		1.30	

Calculated on the basis of consolidated financial statements for year 2002. An average number of shares traded in year 2002 has been used for the calculations.

⁽¹⁾ P / E = PRICE / EARNING PER SHARE

⁽²⁾ Yearly turnover / average capitalisation as of 30 November 2003, 31 May 2003 and 30 November 2002.

⁽³⁾ Shares of daughter company are excluded.

⁽⁴⁾ Not applicable.

⁽⁵⁾ Calculation of P/E for Aerodrom and Luka Koper includes common and preferred shares.

⁽⁶⁾ Average P/E = total market capitalisation of common shares listed on official market (30 Nov 2003) / total net profit of companies listed on official market, adjusted with share of listed securities.

Average div. yield = total dividends, payed by the companies listed on official market in year 2002, adjusted with share of listed securities / total market capitalisation of common shares on official market (30 Nov 2003)

Average price / book value = total market capitalisation of common shares listed on official market (30 Nov 2003) / total equity of companies listed on official market (31 Dec 2002), adjusted with share of listed securities

E2) OWNERSHIP AND NET INFLOW OF FOREIGN INVESTMENTS

CHANGES IN FOREIGN OWNERSHIP IN CURRENT YEAR				
ISSUE	Balance as of 30 Nov 2003 (in %)	Balance as of 30 Nov 2002 (in %)	% points change 30 Nov 2003/30 Nov 2002	Market capitalisation as of 30 Nov 2003 (in SITm)
MERCATOR	3.36	2.35	1.01	103,375
EMONA OBALA	1.01	0.08	0.94	2,960
PIVOVARNA LAŠKO	1.34	0.58	0.75	64,758
PETROL	1.28	0.53	0.74	116,740
SALUS	12.44	12.88	-0.44	15,658
KRKA	2.63	3.88	-1.25	184,146
KOLINSKA	0.56	4.45	-3.90	18,452
MERKUR	14.73	19.60	-4.87	30,927

NET INFLOW OF FOREIGN PORTFOLIO INVESTMENTS BY MONTH IN YEARS 2002 AND 2003 IN SITm

	Exchange market	Off-exchange market	Total	Turnover of foreign investors on the exchange	Foreign ownership (capitalisation of shares)	Share in turnover of foreign investors
Year 2002						
November	-1,136.80	165,953.81	164,817.00	2,003.11	18.17%	9.00%
December	-673.89	-1,239.69	-1,913.57	1,505.21	19.68%	5.07%
Year 2003						
January	-329.00	2,848.09	2,519.09	871.78	19.59%	4.78%
February	-175.3	4,491.5	4,316.2	529.5	6.54%	5.36%
March	188.7	7,389.3	7,578.0	612.0	7.32%	6.99%
April	-27.4	9,086.1	9,058.7	513.4	7.23%	5.19%
May	-50.72	8,964.23	8,913.51	276.15	8.28%	4.17%
June	-82.20	11,814.68	11,732.48	580.54	8.34%	7.83%
July	-156.36	2,667.93	2,511.58	557.67	6.18%	5.81%
August	-367.08	9,656.10	9,289.02	1,949.53	6.27%	15.74%
September	1,140.53	-4,326.40	-3,185.87	1,830.58	6.01%	13.93%
October	-118.02	1,041.12	923.10	1,258.74	5.94%	7.96%
November	191.60	-1,725.81	-1,534.21	1,366.36	5.78%	7.87%
Total in year 2003	214.80	51,906.84	52,121.64	10,346.18	5.78%	8.01%
Total in year 2002	-11,895.17	337,085.31	325,190.16	39,402.86	19.68%	14.13%
Total in year 2001	4,499.69	63,500.44	68,000.03	10,555.78	10.51%	4.45%
Total in year 2000	208.11	8,540.41	8,748.52	4,295.57	7.77%	2.96%
Total in year 1999	-2,269.19	674.01	-1,595.09	3,163.40	7.98%	1.88%
Total in year 1998	2,761.20	-2,104.00	657.30	14,333.90	8.86%	10.72%
Total in year 1997	8,440.86	9,965.96	18,406.81	24,090.40	n.a.	27.51%
Total in year 1996	7,439.48	3,381.38	10,820.86	9,718.80	n.a.	14.49%

E3) RECORD VALUES

RECORD DAILY TURNOVER IN YEAR 2003

27 January 2003

	Value (in SIT)	Number of bargains	Volume in pieces
Order book trades	561,744,531	1,564	1,686,524
Cross trades	141,518,540	257	205,713
Block trades	4,878,778,425	8	630,604
Total	5,582,041,496	1,829	2,522,841

MAX AND MIN VALUE OF TURNOVER AND INDICES

	In year 2003		In years 1989-2002	
Monthly turnover (in SITm)	41,500	January	62,044	December 2002
Daily turnover (in SITm)	5,582	27 Jan 2003	11,474	16 Jul 2002
Number of bargains per day	2,091	2 Oct 2003	6,411	27 Dec 2002
Value of block trade (in SITm)	3,017	27 Jan 2003	8,128	23 Nov 2001
Max value of SBI 20 index	3,960.52	17 Nov 2003	3,547.64	8 Nov 2002
Min value of SBI 20 index	3,067.67	3 Jul 2003	891.93	10 Sep 1996
Max value of SBI 20NT index	3,698.84	17 Nov 2003	3,350.05	28 Nov 2002
Min value of SBI 20NT index	2,932.15	3 Jul 2003	1,437.30	30 Jun 1998
Max value of IPT index	3,350.94	26 Nov 2003	2,699.16	4 Dec 2002
Min value of IPT index	2,528.38	11 Jun 2003	1,318.83	1 July 1998
Max value of PIX index	3,259.92	17 Nov 2003	3,013.05	27 Nov 2002
Min value of PIX index	2,558.26	12 Mar 2003	965.15	29 Apr 1999
Max value of BIO index	118.14	21 Nov 2003	113.52	14 Dec 1995
Min value of BIO index	110.20	24 Jan 2003	100.46	5 July 1995
Max value of FOOD AND BEVERAGES index	3,451.19	17 Nov 2003	2,986.46	28 Nov 2002
Min value of FOOD AND BEVERAGES index	2,810.81	4 Jul 2003	1,551.34	3 Apr 2000
Max value of CHEMICALS index	3,719.23	27 Nov 2003	3,420.54	28 Nov 2002
Min value of CHEMICALS index	2,927.68	23 Jun 2003	1,476.44	1 July 1998
Max value of OIL AND GAS index	5,783.24	28 Nov 2003	4,664.47	27 Nov 2002
Min value of OIL AND GAS index	3,876.94	12 Mar 2003	1,591.73	27 June 2000
Max value of TRANSPORT index	3,706.75	24 Nov 2003	2,863.02	27 Nov 2002
Min value of TRANSPORT index	2,649.50	8 Jan 2003	1,132.46	1 July 1998
Max value of TRADE index	2,890.20	17 Nov 2003	2,553.74	28 Nov 2002
Min value of TRADE index	2,170.67	2 Jul 2003	1,172.80	1 July 1998
Other				
Market capitalisation in SITm	2,431,826	30 Nov 2003	2,203,964	30 Nov 2002
Share in turnover of foreign investors	19.59%	31 Jan 2003	19.68%	31 Dec 2002

E4) NEW LISTED AND DELISTED SECURITIES AND CHANGES IN YEAR 2003

NEW LISTED LONG - TERM SECURITIES ON LJUBLJANA STOCK EXCHANGE IN YEAR 2003

OFFICIAL MARKET

BONDS

Issuer	Trading code	Nomin. value of issue	Issue	Listing date	First trading day
Republika Slovenija	RS49	11,319,804,800 EUR	49 th issue	17 Jan 2003	22 Jan 2003
Republika Slovenija	RS50	18,216,800 EUR	50 th issue	5 Mar 2003	11 Mar 2003
Republika Slovenija	RS51	24,392,500,000 SIT	51 st issue	5 Mar 2003	11 Mar 2003
Republika Slovenija	RS52	15,558,000,000 SIT	52 nd issue	14 Apr 2003	17 Apr 2003
Republika Slovenija	RS53	36,384,100 EUR	53 rd issue	14 Apr 2003	17 Apr 2003
Blagovno trgovinski center	BTC2	40,000,000 EUR	2 nd issue	29 May 2003	6 Jun 2003
Nova Ljubljanska banka	NLB9	10,847,400,000 SIT	9 th issue	10 Jun 2003	18 Jun 2003
Nova Ljubljanska banka	NLB10	10,824,300,000 SIT	10 th issue	10 Jun 2003	18 Jun 2003
Nova Ljubljanska banka	NLB11	26,326,000 EUR	11 th issue	10 Jun 2003	18 Jun 2003
Republika Slovenija	RS54	30,000,000,000 SIT	54 th issue	23 Oct 2003	29 Oct 2003
Abanka Vipava	AB07	17,300,000 EUR	7 th issue	16 Oct 2003	30 Oct 2003
Banka Celje	BCE7	10,000,000 EUR	7 th issue	3 Nov 2003	17 Nov 2003
Nova Ljubljanska banka	NLB12	8,000,000,000 SIT	12 th issue	30 Oct 2003	14 Nov 2003
Nova Ljubljanska banka	NLB13	11,733,500,000 SIT	13 th issue	30 Oct 2003	14 Nov 2003

FREE MARKET

SHARES

Issuer	Trading code	Type of share	Listing date	First trading day
Unit-as nepremičnine	USAR	common	14 Feb 2002	20 Feb 2002
Vizija holding, finančna družba	VIHR	common	13 Mar 2003	17 Mar 2003
Maksima holding, finančna družba	MAHR	common	28 Apr 2003	6 May 2003
AKTIVA INVEST, družba za investiranje	AKIR	common	23 May 2003	27 May 2003
AKTIVA AVANT, finančna družba	AAPG	common	11 Sep 2003	12 Sep 2003
CERTIUS INVEST, finančna družba	CRIR	common	15 Sep 2003	16 Sep 2003
ZVON ENA HOLDING, finančna družba	ZVHR	common	24 Oct 2003	30 Oct 2003
KD Naložbe	PDKR	common	4 Nov 2003	5 Nov 2003
ZLATA MONETA II finančna družba	ZM2R	common	12 Nov 2003	13 Nov 2003
VIPA HOLDING	VHDR	common	29 Oct 2003	5 Nov 2003

BONDS

Issuer	Trading code	Nominal value of issue	Issue	Listing date	First trading day
Probanka	PRB6	6,500,000 EUR	6 th issue	25 Jul 2003	30 Jul 2003

Close-end funds

Issuer	Trading code	Type of share	Listing date	First trading day
ID MAKSIMA	MAIR	common	13 May 2003	21 May 2003
VIPA INVEST	VIIN	common	5 Nov 2003	13 Nov 2003
ZVON ENA ID	ZVIR	common	11 Nov 2003	24 Nov 2003

Authorised investment funds

Issuer	Trading code	Type of share	Listing date	First trading day
Triglav steber, PID	TRSR	common	13 Mar 2003	20 Mar 2003
VIZIJA I., PID	VZPR	common	1 Apr 2003	8 Apr 2003
PID MAKSIMA	MPIR	common	13 May 2003	21 May 2003

DELISTED LONG - TERM SECURITIES IN YEAR 2003

OFFICIAL MARKET

SHARES

Issuer	Trading code	Type of share	Delisting date
Lek Ljubljana	LEKA	common	3 Feb 2003
Lek Ljubljana	LEKB	preferred	3 Feb 2003
Banka Vipava	VPPP	preferred	3 Feb 2003
Banka Koper	BKP	common	7 Jul 2003

BONDS

Issuer	Trading code	Issue	Delisting date
Republika Slovenija	RS4E	4 th issue	15 Jan 2003
Republika Slovenija	RSH	15 th issue, H series	15 Jan 2003
Republika Slovenija	RSI	15 th issue, I series	18 Mar 2003

FREE MARKET

SHARES

Issuer	Trading code	Type of share	Delisting date
Grad Prestranek	GDPR	common	10 Feb 2003
Dadas poslovni sistem Maribor	DAD	common	17 Feb 2003
Hipotekarna banka Brežice	HBR	common	17 Feb 2003
Hipotekarna banka Brežice	HBP	preferred	17 Feb 2003
Primofin Maribor	PFNP	preferred	17 Feb 2003
Razvojna družba Ljubljana	RDRO	common	17 Feb 2003
Sivent Ljubljana	SINR	common	18 Feb 2003
PULSAR HOLDING	PLHR	common	30 May 2003
KRUH-PECIVO	KPEG	common	29 May 2003
Mlaj Zadobrova	MTZG	common	14 Jul 2003
Valkarton Logatec	VLOG	common	17 Jul 2003
Gozdno gospodarstvo Postojna	GZPG	common	6 Aug 2003
TLUS ko-si	TUKG	common	16 Oct 2003
Saturnus - Avtooprema	SAAG	common	28 Nov 2003

BONDS

Issuer	Trading code	Issue	Delisting date
SI.MOBIL Ljubljana	SM01E	1 st issue	18 Feb 2003

AUTHORISED INVESTMENT FUNDS

Issuer	Trading code	Type of share	Delisting date
DPB Vizija, PID	VZON	common	2 Apr 2003
PID MAKSIMA	MX1N	common	14 May 2003
AKTIVA AVANT I, PID	AAPR	common	12 Sep 2003
NIKA PID 1	NK1N	common	16 Sep 2003
PID ZVON ENA	ZV1N	common	23 Oct 2003
VIPA INVEST, PID	VI0N	common	28 Oct 2003

PENSION COUPONS

Issuer	Trading code	Delisting date
Kapitalska družba	PBON	1 Jan 2003

EXTENDED LISTING OF LONG - TERM SECURITIES IN YEAR 2003

OFFICIAL MARKET

SHARES

Issuer	Trading code	Type of share	Number of shares before extension	Number of shares after extension	Extension date
Terme 3000	ZMTG	common	2,861,843	3,184,444	10 Jun 2003
Merkur Naklo	MER	common	912,585	1,214,585	25 Sep 2003

BONDS

Issuer	Trading code	Issue	Number of bonds before extension	Number of bonds after extension	Extension date
Republika Slovenija	RS50	50 th issue	182,168	612,818	3 Jun 2003
Republika Slovenija	RS51	51 st issue	2,439,250	4,447,050	3 Jun 2003
Republika Slovenija	RS52	52 nd issue	1,555,800	4,000,000	16 Jul 2003
Republika Slovenija	RS53	53 rd issue	363,841	1,000,000	16 Jul 2003

FREE MARKET

SHARES

Issuer	Trading code	Type of share	Number of shares before extension	Number of shares after extension	Extension date
ŽITO INTES živilska industrija	IMTG	common	549,982	2,518,194	13 Feb 2003
FOND INVEST	MHLG	common	336,655	595,241	8 Sep 2003

REDUCED LISTING OF LONG - TERM SECURITIES IN YEAR 2003

FREE MARKET

SHARES

Issuer	Trading code	Type of share	Number of shares before reduction	Nominal value of share before reduction	Number of shares after reduction	Nominal value of share after reduction	Reduction date
Capila	CAP1	common	585,116	1,000 SIT	315,963	1,000 SIT	20 Jan 2003
Železarna Ravne - Monter Dravograd	ZMDG	common	444,100	1,000 SIT	359,761	1,000 SIT	8 Apr 2003
TUS KO-SI	TUKG	common	229,456	1,000 SIT	215,307	1,000 SIT	15 Jul 2003

REDUCED NOMINAL VALUE OF SHARE

FREE MARKET

SHARES

Issuer	Trading code	Type of share	Number of shares	Nominal value of share before reduction	Nominal value of share after reduction	New trading code	Reduction date
Saturnus Embalaža	SELG	common	84,064	10,000 SIT	8,000 SIT	SELR	3 Jul 2003

EXPIRED BONDS IN YEAR 2003

Issuer	Trading code	Issue	Market	Last trading day
Republika Slovenija	RS16	16 th issue	official market	17 Feb 2003
Republika Slovenija	RS08E	8 th issue	official market	26 May 2003
Republika Slovenija	RS14	14 th issue	official market	26 May 2003
Nova KBM	KBM1E	1 st issue	official market	26 May 2003
Republika Slovenija	RS19	19 th issue	official market	17 Jul 2003
Probanka	PRB1	1 st issue	official market	25 Jul 2003
SKB banka	SKB3E	3 rd issue	official market	8 Sep 2003
Republika Slovenija	RS20	20 th issue	official market	24 Nov 2003

F) LIST OF SECURITIES - NOVEMBER 2003

F1) OFFICIAL MARKET (1)

CORPORATE BONDS

	Issuer	Trading code	First trading day	Nominal value of issue traded	Coupon interest rate	Maturity	Sector
1	ABANKA VIPA	AB03	14 June 1999	7 EURm	5% p.a.	1998-2005	banking
2	ABANKA VIPA	AB04	27 Dec 2000	10 EURm	6.25% p.a.	2000-2007	banking
3	ABANKA VIPA	AB05	26 Sept 2001	10 EURm	6% p.a.	2001-2006	banking
4	ABANKA VIPA	AB06	25 Nov 2002	13.5 EURm	5.9% p.a.	2002-2009	banking
5	ABANKA VIPA	AB07	30 Oct 2003	17.3 EURm	5.3% p.a.	2003-2010	banking
6	BANKA CELJE	BCE3	6 Mar 2000	10 EURm	6% p.a.	1999-2005	banking
7	BANKA CELJE	BCE4	9 Feb 2001	10 EURm	6% p.a.	2000-2006	banking
8	BANKA CELJE	BCE5	19 Dec 2001	10 EURm	6% p.a.	2001-2007	banking
9	BANKA CELJE	BCE6A	30 Sept 2002	10 EURm	5.6% p.a.	2002-2008	banking
10	BANKA CELJE	BCE6B	30 Sept 2002	10,000 SITm	4.9% p.a.	2000-2005	banking
11	BANKA CELJE	BCE7	17 Nov 2003	10 EURm	5.15% p.a.	2003-2010	banking
12	ABANKA VIPA	VP02E	25 Oct 1995	2,045,167.52 EUR	10% p.a.	1995-2005	banking
13	ABANKA VIPA	VIP3E	13 Nov 1996	2,556,459.41 EUR	7.5% p.a.	1996-2006	banking
14	ABANKA VIPA	VIP4E	3 Dec 1997	2,045,167.52 EUR	7% p.a.	1997-2007	banking
15	ABANKA VIPA	VIP5	24 Dec 1998	2 EURm	6% p.a.	1998-2008	banking
16	ABANKA VIPA	VIP6	6 Mar 2000	2 EURm	5.5% p.a.	1999-2009	banking
17	ABANKA VIPA	VIP7	19 July 2001	2 EURm	6.2% p.a.	2001-2010	banking
18	BLAGOVNO TRGOVINSKI CENTER	BTC1E	24 Feb 1997	17,383,924.96 EUR	10.5% p.a.	1996-2008	retail, wholesale and real estate trade
19	BLAGOVNO TRGOVINSKI CENTER	BTC2	6 Jun 2003	40 EURm	7% p.a.	2001-2011	retail, wholesale and real estate trade
20	HOTELI BERNARDIN	HTB1E	28 June 1999	10,225,837.62 EUR	8.5% p.a.	1999-2009	hotel and restaurant activities
21	LB BANKA ZASAVJE	BZ02E	14 Jan 1997	4,601,626.93 EUR	7.5% p.a.	1996-2004	banking
22	NFD	NI01	21 Dec 1999	2,171.84 SITm	5.5% p.a. + TOM	1999-2006	investment consulting
23	NOVA KBM	KBM2	14 Nov 2000	9 EURm	5.9% p.a.	2000-2006	banking
24	NOVA KBM	KBM3	14 Nov 2001	2,000 SITm	5.8% p.a.+TOM	2001-2006	banking
25	NOVA KBM	KBM4	14 Nov 2001	9 EURm	6% p.a.	2001-2006	banking
26	NOVA LJUBLJANSKA BANKA	NLB5	27 Sept 2001	12 mio EUR	5.8% p.a.	2000-2005	banking
27	NOVA LJUBLJANSKA BANKA	NLB3	18 July 2000	4,000 SITm	5.25% p.a. + TOM	2000-2005	banking
28	NOVA LJUBLJANSKA BANKA	NLB4	18 July 2000	5 EURm	5.65% p.a.	2000-2005	banking
29	NOVA LJUBLJANSKA BANKA	NLB9	18 Jun 2003	10,847.4 SITm	8.5% p.a.	2002-2006	banking
30	NOVA LJUBLJANSKA BANKA	NLB10	18 Jun 2003	10,824.3 SITm	3% p.a. + TOM	2002-2007	banking
31	NOVA LJUBLJANSKA BANKA	NLB11	18 Jun 2003	26,326 EURm	5.1% p.a.	2002-2009	banking
32	NOVA LJUBLJANSKA BANKA	NLB12	14 Nov 2003	8,000 SITm	2.65% + TOM	2003-2008	banking
33	NOVA LJUBLJANSKA BANKA	NLB13	14 Nov 2003	11,733.5 SITm	7.0% p.a.	2003-2013	banking
34	PROBANKA	PRB2E	3 Nov 1997	3,067,751.29	8% p.a.	1995-2003	banking
35	SKB BANKA	SKB4A	30 Dec 1999	3,818.2 SITm	5.25% p.a. + TOM	1999-2005	banking
36	SKB BANKA	SKB4B	30 Dec 1999	5,909 EURm	5.25% p.a.	1999-2006	banking
37	SLOVENSKA ZADRUŽNA KMETIJSKA BANKA	ZBK1E	10 July 1995	2,556,459.41 EUR	10% p.a.	1994-2004	banking
38	SLOVENSKA ZADRUŽNA KMETIJSKA BANKA	SZB3	15 Mar 2000	2,000 SITm	5.3% p.a. + TOM	1999-2005	banking
39	STANOVANJSKI SKLAD RS	SSR1E	4 July 1996	4,083,023.58 EUR	6% p.a.	1995-2010	national mortgage agency
40	STANOVANJSKI SKLAD RS	SSR2	30 June 1998	2,000 SITm	7.2% p.a. + TOM	1998-2008	national mortgage agency

MUNICIPAL and GOVERNMENT BONDS

	Issuer	Trading code	First trading day	Nominal value of issue traded	Coupon interest rate	Maturity	Sector
1	REPUBLIC OF SLOVENIA	RS10	14 June 1999	52,189.61 SITm	4.5% p.a. + TOM	1997-2007	government bond
2	REPUBLIC OF SLOVENIA	RS13E	14 June 1999	54,555,355.02 EUR	5.5% p.a.	1998-2008	government bond
3	REPUBLIC OF SLOVENIA	RS17	15 Mar 2000	9,000 SITm	4.7% p.a. + TOM	2000-2005	government bond
4	REPUBLIC OF SLOVENIA	RS18	15 May 2000	50 EURm	6% p.a.	2000-2010	government bond
5	REPUBLIC OF SLOVENIA	RS21	18 Nov 2002	20,000 SITm	1% p.a. + TOM	2001-2015	government bond
6	REPUBLIC OF SLOVENIA	RS22	22 Feb 2001	8,000 SITm	4.7% p.a. + TOM	2001-2006	government bond
7	REPUBLIC OF SLOVENIA	RS23	20 Feb 2001	40 EURm	6% p.a.	2001-2011	government bond
8	REPUBLIC OF SLOVENIA	RS24	22 Mar 2001	1,100 SITm	4.2% p.a. + TOM	2001-2004	government bond
9	REPUBLIC OF SLOVENIA	RS25	3 May 2001	8,000 SITm	4.7% p.a. + TOM	2001-2006	government bond
10	REPUBLIC OF SLOVENIA	RS26	14 June 2001	50 EURm	5.375% p.a.	2001-2011	government bond
11	REPUBLIC OF SLOVENIA	RS27	20 Dec 2001	17,000 SITm	4.7% p.a. + TOM	2001-2006	government bond
12	REPUBLIC OF SLOVENIA	RS28	25 Jan 2002	10,500 SITm	4.2% p.a. + TOM	2002-2005	government bond
13	REPUBLIC OF SLOVENIA	RS29	25 Jan 2002	55 EURm	5.375% p.a.	2002-2012	government bond
14	REPUBLIC OF SLOVENIA	RS31	25 Jan 2002	2,974.68 SITm	4.7% p.a. + TOM	2002-2007	government bond
15	REPUBLIC OF SLOVENIA	RS32	25 Jan 2002	23,8655 EURm	5.375% p.a.	2002-2012	government bond
16	REPUBLIC OF SLOVENIA	RS33	9 Apr 2002	127.166 EURm	8% p.a.	2002-2022	government bond
17	REPUBLIC OF SLOVENIA	RS34	26 Feb 2002	16,910 SITm	4.2% p.a. + TOM	2002-2007	government bond
18	REPUBLIC OF SLOVENIA	RS35	26 Mar 2002	14,000 SITm	9% p.a.	2002-2007	government bond
19	REPUBLIC OF SLOVENIA	RS36	26 Mar 2002	12,000 SITm	7.5% p.a.	2002-2005	government bond
20	REPUBLIC OF SLOVENIA	RS37	30 Apr 2002	17,000 SITm	4% p.a. + TOM	2002-2007	government bond
21	REPUBLIC OF SLOVENIA	RS38	30 Apr 2002	100 EURm	5.63% p.a.	2002-2017	government bond
22	REPUBLIC OF SLOVENIA	RS39	18 Nov 2002	30,000 SITm	1% p.a. + TOM	2002-2008	government bond
23	REPUBLIC OF SLOVENIA	RS40	7 June 2002	15,000 SITm	3.9% p.a. + TOM	2002-2007	government bond
24	REPUBLIC OF SLOVENIA	RS41	26 June 2002	12,000 SIT m	3.9% p.a. + TOM	2002-2007	government bond
25	REPUBLIC OF SLOVENIA	RS42	24 Jul 2002	12,000 SIT m	9% p.a.	2002-2005	government bond
26	REPUBLIC OF SLOVENIA	RS43	22 Oct 2002	15,600 SITm	3% p.a. + TOM	2002-2006	government bond
27	REPUBLIC OF SLOVENIA	RS44	29 Nov 2002	2,964.93 SITm	6.65% p.a.	2002-2012	government bond
28	REPUBLIC OF SLOVENIA	RS45	3 Dec 2002	12,112.49 SITm	8.2% p.a.	2002-2005	government bond
29	REPUBLIC OF SLOVENIA	RS48	10 Dec 2002	60 EURm	4.75% p.a.	2002-2012	government bond
30	REPUBLIC OF SLOVENIA	RS49	22 Jan 2003	29,78896 EUR m	4.75% p.a.	2003-2022	government bond
31	REPUBLIC OF SLOVENIA	RS50	11 Mar 2003	61,281,800 EUR	4.50% p.a.	2003-2013	government bond
32	REPUBLIC OF SLOVENIA	RS51	11 Mar 2003	44,470.5 SITm	7.75% p.a.	2003-2006	government bond
33	REPUBLIC OF SLOVENIA	RS52	17 Apr 2003	40,000 SITm	6.25% p.a.	2003-2008	government bond
34	REPUBLIC OF SLOVENIA	RS53	17 Apr 2003	100 EURm	4.875% p.a.	2003-2018	government bond
35	REPUBLIC OF SLOVENIA	RS54	29 Oct 2003	30,000 SITm	5.75% p.a.	2003-2013	government bond
36	SLOVENSKA RAZVOJNA DRUŽBA	SKR1E	3 July 1995	25,564,594.06 EUR	5% p.a.	1993-2003	development fund of Republic Slovenia

TOM (abbreviation for: "temeljna obrestna mera" - base interest rate) - indexation factor, calculated as twelve month average of monthly consumer price index

F1) OFFICIAL MARKET (2)

COMMON SHARES

	Issuer	Trading code	First trading day	Nominal value of issue listed	Number of shares traded	Isin code	Sector
1	AERODROM LJUBLJANA	AELG	8 Oct 1997	1,936.229 SITm	1,936,229	SI 003110327 6	airport services
2	COMET ZREČE	CHZG	2 Nov 1998	1,700.688 SITm	1,700,688	SI 003110440 7	grinding wheels and other non-metals production
3	DELO LJUBLJANA	DELR	13 Jan 1999	667.464 SITm	667,464	SI 003110445 6	publishing
4	DELO PRODAJA	DPRG	12 Feb 2001	593.549 SITm	593,549	SI 003110707 9	trade
5	DROGA PORTOROŽ	DRPG	12 June 1998	2,827.68 SITm	282,768	SI 003110025 6	food processing industry
6	EMONA OBALA KOPER	EOKG	7 Jan 1998	1,741.456 SITm	1,741,456	SI 003110268 2	commerce
7	ETOL CELJE	ETOG	21 Feb 1997	2,745.76 SITm	274,576	SI 003110133 8	essential oils and fragrances production
8	GEODETSKI ZAVOD SLOVENIJE	GZRG	8 Jan 2001	379.820 SITm	379,820	SI 003111033 9	surveying and cartography
9	GORENJE VELENJE	GRVG	10 Nov 2000 official market (2 June 1998 free market)	12,200 SITm	12,200,000	SI 003110407 6	household appliances
10	GRADBENO PODJETJE GROSUPLJE	GPG	23 Dec 1994	19,941.1 SITm	199,411	SI 003110072 8	construction industry
11	INTEREUROPA KOPER	IEKG	12 Jan 1998	7,902.413 SITm	7,902,413	SI 003110009 0	retail trade
12	ISTRABENZ KOPER	ITBG	16 June 1997	5,180 SITm	5,180,000	SI 003110207 0	holding companies management
13	KOMPAS MTS	MTSG	8 Dec 2000	3,526.714 SITm	3,526,714	SI 003110370 6	catering service, border-crossing and tourist services
14	KOLINSKA LJUBLJANA	KOLR	8 Jan 1996	3,166.992 SITm	3,166,992	SI 003110005 8	food processing industry
15	KRKA TOVARNA ZDRAVIL NOVO MESTO	KRKG	4 Nov 1997	14,170.448 SITm	3,542,612	SI 003110212 0	pharmaceutical & chemical industry
16	LUKA KOPER	LKPG	20 Nov 1996	7,140 SITm	7,140,000	SI 003110134 6	transport
17	MERCATOR LJUBLJANA	MELR	22 Dec 1997	32,085.04 SITm	3,208,504	SI 003110008 2	commerce industry, agriculture
18	MERKUR NAKLO	MER	30 Nov 1998	12,145.85 SITm	1,214,585	SI 003110463 9	wholesale and retail trade
19	MLINOTEST AJDOVŠČINA	MAJG	3 Apr 2000	2,389.177 SITm	2,389,177	SI 003110820 0	food processing industry
20	NIKA BREŽICE	NIKA	23 June 1992	479.688 SITm	479,688	SI 003110079 3	financial consultancy and services
21	PETROL LJUBLJANA	PETG	5 May 1997	12,517.806 SITm	2,086,301	SI 003110215 3	crude-oil and gas trade
22	PIVOVARNA LAŠKO	PILR	1 Feb 2000	8,747.652 SITm	8,747,652	SI 003110741 8	brewery
23	PIVOVARNA UNION	PULG	6 Mar 2000	4,511.14 SITm	451,114	SI 003110907 5	brewery and soft drinks
24	RADENSKA RADENCI	RARG	3 Apr 1997	5,061.856 SITm	5,061,856	SI 003110230 2	health resort
25	SALUS LJUBLJANA	SALR	16 Jan 1992	134.98 SITm	134,980	SI 003110568 5	full-line pharmaceutical wholesale
26	SAVA KRANJ	SAVA	6 Jan 2000	17,209.87 SITm	1,720,987	SI 003110845 7	chemicals
27	TEHNOUNION LJUBLJANA	TEHG	26 Nov 1998	840.05 SITm	84,005	SI 003110002 5	sales agent and marketing of motor vehicles
28	TERME CATEŽ	TCRG	26 Aug 1993	4,049.826 SITm	674,971	SI 003110063 7	health resort
29	TERME 3000	ZMTG	25 Sep 1997	3,184.444 SITm	3,184,444	SI 003110325 0	health resort
30	ŽIVILA KRANJ	ZKNG	15 May 2000	3,199.97 SITm	319,997	SI 003110678 2	trade and catering industry
31	ŽITO LJUBLJANA	ZTOG	20 Mar 2000	3,487.65 SITm	348,765	SI 003110844 0	flour, bread, pasta and sweets production

PREFERRED SHARES

	Issuer	Trading code	First trading day	Nominal value of issue listed	Number of shares traded	Isin code	Sector
1	PROBANKA MARIBOR	PRBP	30 Mar 1993	400 SITm	400,000	SI 002120040 5	banking

TRADED SECURITIES - NOVEMBER 2003

F2) FREE MARKET (1)

CORPORATE BONDS

	Issuer	Trading code	First trading day	Nominal value of issue traded	Interest rate	Maturity	Sector
1	AUTOCOMMERCE LJUBLJANA	ACL1E	15 Dec 1997	11,401,808.95 EUR	8% p.a.	1997-2006	foreign and domestic trade, service and production
2	BANKA KOPER	BKP3	5 Jan 2000	5 EURm	5% p.a.	1999-2004	banking
3	BANKA KOPER	BKP4	21 Dec 2000	2,000 SITm	6% p.a. + TOM	2000-2005	banking
4	BANKA VIPA	VP01E	5 Jan 1995	1,022,583.76 EUR	10% p.a.	1994-2004	banking
5	KD INVESTMENTS	KD01E	24 July 1996	4,090,335.05 EUR	10% p.a.	1996-2006	investment
6	NAMA	NAL1	8 Aug 2002	953,795,000 SIT	7% p.a. + EUR	2002-2008	trade
7	NOVA LJUBLJANSKA BANKA	NLB7	22 Nov 2002	6,250 SITm	10% p.a.	2002-2005	banking
8	NOVA LJUBLJANSKA BANKA	NLB8	22 Nov 2002	14,276 EURm	5.5% p.a.	2002-2007	banking
9	POŠTNA BANKA SLOVENIJE	PBS2	27 Dec 2002	1,500 SITm	6% + TOM	2000-2007	banking
10	POŠTNA BANKA SLOVENIJE	PBS3	27 Dec 2002	1,795.5 SITm	5.3% + TOM	2000-2005	banking
11	POTEZA	BDP2	13 Dec 1999	1.5 EURm	7.5% p.a.	1999-2004	brokerage house
12	PROBANKA	PRB4	15 Mar 2000	5 EURm	5.5% p.a.	1999-2007	banking
13	PROBANKA	PRB5	26 Apr 2002	7.85 EURm	6.25% p.a.	2001-2006	banking
14	PROBANKA	PRB6	30 Jul 2003	6.5 EURm	5.7% p.a.	2002-2008	banking
15	SIP STROJNA OPREMA	SIP1AE	19 June 2000	3,323,397.23 EUR	6% p.a.	1999-2009	production of tractors and other agricultural, forestry and cultivation machinery
16	SIP STROJNA OPREMA	SIP1BE	19 June 2000	1,763,956.99 EUR	6% p.a.	1999-2009	
17	UBK BANKA	UBKKE	5 Jan 1995	3,067,751.29 EUR	8.5% floating rate	1994-2004	banking

* floating interest rate calculated as an average annual interest rate of long-term government bonds denominated in EUR

MUNICIPAL and GOVERNMENT BONDS

	Issuer	Trading code	First trading day	Nominal value of issue traded	Coupon interest rate	Maturity	Sector
1	SLOVENSKA ODŠKODNINSKA DRUŽBA	SOS2E	7 Apr 1997	536,865,000 EUR	6% p.a.	1996-2004	meeting commitments deriving from denationalisation process
2	STANOVANJSKI SKLAD RS	SSR3	8 May 2001	2,000 SITm	6.1% p.a. + TOM	2001-2011	national mortgage agency

TOM (abbreviation for: "temeljna obrestna mera" - base interest rate) - indexation factor calculated as twelve month average of monthly consumer price index

F2) FREE MARKET (2)

COMMON SHARES

	Issuer	Trading code	First trading day	Nominal value of issue traded	Number of shares traded	Isin code	Sector
1	AGROKOMBINAT MARIBOR	AKMG	24 Sep 1999	403.808 SITm	403.808	SI 003110433 2	retail, fooder production for livestock, meat and milk products, granary services
2	AKTIVA AVANT	AAPG	12 Sep 2003	2.951.872 SITm	2.951.872	SI 002111191 7	other financial intermediation
3	AKTIVA INVEST	AKIR	27 May 2003	775.11 SITm	775.110	SI 02111135 4	enterprise & business counselling
4	ALPETOUR POTOVALNA AGENCIJA ŠKOFJA LOKA	APAG	2 Aug 2000	526.084 SITm	263.042	SI 003110989 3	passengers transportat
5	AVTO CELJE	AVCG	4 Feb 1997	418.077 SITm	418.077	SI 003110211 2	car sale and repair services
6	AVTOPREVOZNIŠTVO IN SERVISI VELENJE	ASVG	1 Sep 1997	308.696 SITm	308.696	SI 003110315 1	transport company
7	BELINKA HOLDING LJUBLJANA	BELG	19 Oct 2000	2.702.532 SITm	2.702.532	SI 003110216 1	holding companies management
8	CAPITA LJUBLJANA	CAP1	5 Sep 1997	315.963 SITm	315.963	SI 002110003 5	holding companies management
9	CERTIUS INVEST	CRIR	16 Sep 2003	3.091.062 SITm	3.091.062	SI 002111192 5	other financial intermediation
10	CETIS CELJE	CETG	10 Mar 1997	2.400 SITm	200.000	SI 003110084 3	paper industry and graphics
11	CINKARNA CELJE	CICG	6 Mar 1998	4.874.862 SITm	812.477	SI 003110380 5	metallurgic and chemical industry
12	COLOR MEDVODE	COMG	15 Jan 1998	1.900.782 SITm	950.391	SI 003110360 7	resin, colours and varnish industry
13	CREINA KRANJ	CRKG	21 Feb 2000	194.376 SITm	48.594	SI 003110915 8	production and wholesale of agricultural and industrial machines and gadgats
14	DANA MIRNA	DMRG	7 June 1999	356.128 SITm	356.128	SI 003110520 6	secondary industry of fruit processing and production of alcohol and non-alcohol drinks
15	DZS LJUBLJANA	DZS	12 May 1999	1.429.368 SITm	1.429.368	SI 003110527 1	publishing and trading
16	EGOLES ŠKOFJA LOKA	GKRG	17 Sep 1999	258.3 SITm	258.300	SI 003110714 5	forest management and sale of wood products
17	ELMO LJUBLJANA	IELG	22 Feb 2001	708 SITm	708.000	SI 003111026 3	electrical installations
18	ETRA 33 LJUBLJANA	ETRG	7 Nov 2002	454.23 SITm	45.423	SI 003110712 9	production of electromotors, generators and transformers
19	FINIRA LJUBLJANA	FIRR	10 Oct 2002	2.179.206 SITm	2.179.206	SI 002111138 8	holding companies management
20	FOND INVEST	MHLG	30 Jan 2001	595.241 SITm	595.241	SI 003111007 3	holding companies management
21	FRUCTAL AJDOVŠČINA	FRAG	6 Jan 1998	2.504.151 SITm	2.504.151	SI 003110359 9	food-processing industry
22	GEA COLLEGE LJUBLJANA	GEAR	5 Jan 1995	147.885 SITm	147.885	SI 003110080 1	consulting
23	GEA TOVARNA OLJA SLOV.BISTRICA	GSBG	30 June 1996	660.348 SITm	660.348	SI 003110129 6	oil - producing industry
24	GRADIS GP LJUBLJANA	GLJG	12 July 1999	609.5 SITm	304.750	SI 003110393.8	construction
25	GRAND HOTEL UNION LJUBLJANA	GHUG	5 Jan 2000	1.814.613 SITm	1.814.613	SI 003110865 5	hotel industry
26	GORENJSKI TISK KRANJ	GTKG	19 Sep 1996	960.176 SITm	960.176	SI 003110119 7	graphics services
27	GORIŠKE OPEKARNE RENČE	GORG	8 Mar 1999	392.725 SITm	392.725	SI 003110499 3	production of different clay brick products
28	GOZDNO GOSPODARSTVO BLEDE	GOBG	27 Dec 1999	611.9 SITm	611.900	SI 003110737 6	forest management
29	HELIOS DOMŽALE	HDOG	19 Sep 1996	2.198.61 SITm	219.861	SI 003110114 8	intermediary on fuel, mine sector
30	HIDROTEHNIK LJUBLJANA	VHLG	5 July 1999	384.472 SITm	384.472	SI 003110551 1	building industry and protection against flood damage
31	HOTELI PALACE PORTOROŽ	PALG	7 Oct 1997	2.346.102 SITm	2.346.102	SI 003110330 0	hotel industry
32	IMP ČRPALKE	ICRG	9 Sep 1998	333.034 SITm	333.034	SI 003110434 0	production of pumps
33	INFOND HOLDING	IFFR	23 Sept 2002	16.833.414 SITm	16.833.414	SI 002111076 0	holding companies management
34	INLES RIBNICA	IHPG	8 Oct 1999	1.111.050 SITm	555.525	SI 003110745 9	production of furniture
35	INTARA LJUBLJANA	INTR	5 Jan 1995	101 SITm	101.000	SI 003110114 8	brokerage house
36	INTEGRAL JESENICE	INJG	14 Sep 1999	243.784 SITm	243.784	SI 003110708 7	merchandise and passenger transport, motor vehicle service and repairs
37	INTERTRADE ITA LJUBLJANA	INRG	20 Oct 1997	695.31 SITm	69.531	SI 003110333 4	mechanical engineering representative
38	INTERTRADE ITS LJUBLJANA	ITSG	24 Apr 1998	1.260 SITm	1.260.000	SI 003110394 6	information and computer service
39	ŽITO INTES	ITMG	9 Mar 2000	2.518.194 SITm	2.518.194	SI 003110920 8	cereal processing and production of farinaceous food
40	IMP KLIMAT	KLLG	26 Apr 2002	353.9 SITm	353.900	SI 003111114 7	production of air conditioning equipment
41	JADRAN SEŽANA	JASG	23 Sep 1996	226.334 SITm	226.334	SI 003110154 4	commerce industry
42	JATA EMONA	JAMR	15 Jan 2002	3.197.534 SITm	3.197.534	SI 003111109 7	production and retailing of poultry meat
43	JAVOR PIVKA	JPIG	13 Nov 2000	1.194.7 SITm	1.194.700	SI 003110910 9	production of plywood, bound and layer wood, fibre and other slabs
44	JELEN SLOVENSKE KONJICE	JESG	29 Nov 1999	50.849 SITm	50.849	SI 003110430 8	restaurant & hotel capacities
45	JUTEKS ZALEC	JTKG	2 Nov 1999	641.432 SITm	641.432	SI 003110786 3	carpet production on various linings
46	KEMA PUČONCI	KEPG	17 Dec 1998	217.346 SITm	217.346	SI 003110420 9	production of special buildingmaterials
47	KLASJE CELJE	KLKG	2 July 1999	734.716 SITm	734.716	SI 003110548 7	bread, pastries and sweets production
48	KD HOLDING	KDHR	5 Feb 2001	7.399.752 SITm	924.969	SI 003111046 1	holding companies management
49	KD Naložbe	PDKR	5 Nov 2003	9.566.329 SITm	9.566.329	SI 002111196 6	holding companies management
50	KOMPAS HOTELI KRANJSKA GORA	KHKG	31 May 1996	1.627 SITm	162.700	SI 003110052 0	tourism, hotel industry
51	KRONA HOLDING	KRHR	9 May 2002	1.287.121 SITm	1.287.121	SI 002111124 8	holding companies management
52	KOŠAKI TMI MARIBOR	TKMG	11 Oct 1999	432.36 SITm	43.236	SI 003110424 1	secondary meat industry and production of meat products
53	LESNINA EMMI SLOV.BISTRICA	LSBG	8 May 1996	684.037 SITm	684.037	SI 003110035 5	aluminium and wood production
54	LESNINA	MILG	12 Jan 2002	2.906.81SITm	76.495	SI 003111116 2	wholesale and retail of furniture

F2) FREE MARKET (3)

COMMON SHARES

	Issuer	Trading code	First trading day	Nominal value of issue traded	Number of shares traded	Isin code	Sector
55	LIP BLEED	LLBG	12 Jan 2000	2,155.899 SITm	2,155,899	SI 003110871 3	wood manufacturing
56	LIV POSTOJNA	LIVG	16 Nov 1999	1,616 SITm	161,600	SI 003110796 2	production of vacuum cleaners, plastic tubes and fittings, bicycles, hydraulic elevators and concrete mixers
57	LIZ INŽENIRING LJUBLJANA	LIZG	11 Mar 1999	188,677 SITm	188,677	SI 003110371 4	consulting and engineering in object construction
58	MARINA PORTOROŽ	MAPG	19 Sep 1996	627,864 SITm	313,932	SI 003110058 7	nautical and hotel industry
59	OLJARICA KRANJ	MOKG	27 Jan 1999	704,04 SITm	70,404	SI 003110201 3	production of cooking oil
60	MAKSIMA HOLDING	MAHR	6 May 2003	6,399.85 SITm	6,399,850	SI 002111151 1	holding companies management
61	MEDALJON MARIBOR	MEDR	12 Oct 1999	1,734 SITm	1,734,000	SI 003110691 5	management of holding companies; business operations of own real estate and renting own real estate
62	MEDVEŠEK PUŠNIK LJUBLJANA	MPL	12 Dec 1997	160 SITm	80,000	SI 002110324 5	financial consulting
63	MELAMIN KOČEVJE	MKOG	23 Sep 1996	466,489 SITm	466,489	SI 003110201 1	chemical industry
64	MERCATA 1 HOLDING	MHLR	30 Jan 2001	2,693,249 SITm	2,693,249	SI 003111007 3	holding companies management
65	MESNA INDUSTRIJA PRIMORSKE	MIPG	19 June 2000	1,478,742 SITm	1,478,742	SI 003110969 5	meat processing industry; wholesale and retail trade with provisions
66	MITOL SEŽANA	MISG	15 May 1997	770,509 SITm	770,509	SI 003110271 6	production and sale of adhesive substances and resinous compound
67	MLADINSKA KNJIGA TISKARNA LJUBLJANA	MKTG	11 Oct 1999	1,039,54 SITm	103,954	SI 003110094 2	printing, publishing, retail and wholesale
68	MODRA LINJA HOLDING	MLHR	20 Nov 2002	1,882,991 SITm	1,882,991	SI 002111058 8	holding companies management
69	MURALES LJUTOMER	MULG	2 Mar 2001	322,045 SITm	322,045	SI 003110778 0	production of wood furniture
70	NAMA LJUBLJANA	NALG	20 Dec 1999	2,861,31 SITm	2,861,310	SI 003110269 0	retail trade and renting of business premises
71	NIKO ŽELEZNIKI	NKPG	17 Sep 1999	358,75 SITm	35,875	SI 003110717 8	office material, industrial paper-clips, electromagnets and other metal mechanisms
72	PINUS TKI RAČE	PIRG	13 June 1996	1,333,83 SITm	133,383	SI 003110037 1	production
73	PLAMA PUR	POPG	6 Dec 1999	686,798 SITm	686,798	SI 003110822 6	chemical industry
74	POM-INVEST	POIR	19 Oct 2001	2,241,983 SITm	2,241,983	SI 002111098 4	production and refashioning of poliuretanic (plastic) foams
75	RTC KRVAVEC	RKRG	17 Oct 1997	411,468 SITm	205,734	SI 003110328 4	holding companies management
76	SATURNUŠ EMBALAŽA LJUBLJANA	SELR	3 Nov 1997	672,512 SITm	84,064	SI 003111175 8	transport of passengers, goods and various loads
77	SAVINJA MOZIRJE	MSMG	21 Sep 1999	105,78 SITm	105,780	SI 003110685 7	production of package
78	SIJAJ HRASTNIK	SIHG	7 Oct 1999	268,8 SITm	26,880	SI 003110742 6	retail of food and non-food provisions
79	KD GROUP	SKDR	21 Dec 2000	372,872 SITm	186,436	SI 003111016 4	production of decorative lights and metal products
80	SLOVENIJALES LJUBLJANA	SLLG	8 May 1996	2,736,04 SITm	273,604	SI 003110040 5	holding companies management
81	SVILA MARIBOR	SVMG	17 Jan 1997	1,263,478 SITm	1,263,478	SI 003110209 6	commerce, engineering, representation
82	SVILANIT KAMNIK	SKAG	14 Apr 1997	816,974 SITm	408,487	SI 003110245 0	textile industry
83	TEKSTINA AJDOVŠČINA	TEAG	12 Feb 1997	1,127,293 SITm	1,127,293	SI 03110221 1	textile industry
84	TERME DOBRNA	ZDDG	5 July 1999	682,01 SITm	682,010	SI 03110539 6	medical services, tourist and hotel trade
85	TOSAMA DOMZALE	TODG	13 Sep 1996	2,956,7 SITm	295,670	SI 003110136 1	sanitary material production
86	TOVARNA SLADKORJA ORMOŽ	TSOR	12 Apr 1996	4,971,63 SITm	497,163	SI 003110020 7	sugar production
87	TRIGLAV, finančna družba	TFDR	4 Mar 2003	6,356,989 SITm	6,356,989	SI 002111120 6	holding companies management
88	TUB SWATY MARIBOR	TUBG	30 Dec 1997	1,155,76 SITm	288,940	SI 003110344 1	production and trade of knife grinders
89	UNITAS LJUBLJANA	USLG	26 Nov 1998	145,115 SITm	145,115	SI 003110467 0	production of sanitary, water and gas fittings
90	UNIT-AS NEPREMIČNINELJUBLJANA	USAR	20 Feb 2003	173,377 SITm	173,377	SI 003111147 7	trading with own real estate
91	UPIMO GROUP LJUBLJANA	UPGR	9 July 19997	215 SITm	215,000	SI 002110266 8	counseling services on trading and marketing and financial engineering
92	VELANA LJUBLJANA	VLJG	23 Dec 2002	1,409,645 SITm	1,409,645	SI 003110069 4	non-clothing textile manufacturer
93	VIPA HOLDING	VHDR	5 Nov 2003	7,347,565 SITm	7,347,565	SI 002111131 3	other financial intermediation
94	VIZIJA HOLDING	VIHR	17 Mar 2003	2,277,503 SITm	2,277,503	SI 002111125 5	holding companies management
95	ZASAVSKI RAČUNSKI CENTER TRBOVLJE	ZRCG	27 Dec 1999	43,466 SITm	43,466	SI 003110856 4	consultancy engineering, electronic data processing, sale of software products
96	ZDRAVILIŠČE ROGAŠKA	RGS	11 Feb 1999	898,11 SITm	898,110	SI 003110489 4	health resort
97	ZLATA MONETA II finančna družba	ZM2R	13 Nov 2003	8,232,861 SITm	8,232,861	SI 002111198 2	other financial intermediation
98	ZVON ENA HOLDING	ZVHR	30 Oct 2003	11,520,72 SITm	11,523,260	SI 002111177 6	holding companies management
99	ŽELEZARNA RAVNE - MONTER DRAVOGRAD	ZMDG	17 Sep 1999	359,761 SITm	359,761	SI 003110696 4	management of investment portfolios of subsidiaries

PREFERRED SHARES

	Issuer	Trading code	First trading day	Nominal value of issue traded	Number of shares traded	Isin code	Sector
1	KD HOLDING	KDHP	18 July 2001	2,131,304 SITm	266,413	SI 003120050 2	holding companies management
2	ZDRAVILIŠČE ROGAŠKA	RGP	11 Feb 1999	55,7 SITm	27,850	SI 003120028 8	health resort

F2) FREE MARKET (4)

CLOSED-END FUNDS

	Issuer	Trading code	First trading day	Nominal value of issue traded	Number of shares traded	Isin code	Sector
1	ID MAKSIMA	MAIR	21 May 2003	7,811.823 SITm	7,811,823	SI 002111152 9	investment fund
2	INFOND ID	IFIR	23 Sept 2002	8,132.314 SITm	8,132,314	SI 002111078 6	investment fund
3	KD ID	KDIN	9 Feb 2001	9,204.61 SITm	92,046,145	SI 002111023 2	investment fund
4	NACIONALNA FINANČNA DRUŽBA 1	NF1N	26 Oct 1998	15,833.01 SITm	160,580,300	SI 002110600 8	investment fund
5	TRIGLAV STEBER 1	TG1N	2 Nov 1998	14,545.89 SITm	147,487,470	SI 002110610 7	investment fund
6	VIPA INVEST	VIIN	13 Nov 2003	3,079.247 SITm	3,079,247	SI 002111132 1	investment fund
7	ZLATA MONETA 1	ZM1N	31 Mar 1999	6,638.43 SITm	68,297,800	SI 002110617 2	investment fund
8	ZVON ENA ID	ZVIR	24 Nov 2003	2,277.577 SITm	2,277,577	SI 002111178 4	investment fund

AUTHORISED CLOSED-END FUNDS

	Issuer	Trading code	First trading day	Nominal value of issue traded	Number of shares traded	Isin code	Sector
1	ATENA PID	ATPR	17 June 2002	13,591,588,800 SIT	135,915,888	SI 002111093 5	authorised investment fund
2	ARKADA ENA LJUBLJANA	AR1N	14 Dec 1998	6,640.61 SITm	66,406,092	SI 002110579 4	authorised investment fund
3	CAPINVEST 2 LJUBLJANA	CAPN	24 Dec 1998	587.69 SITm	5,876,900	SI 002110622 2	authorised investment fund
4	INFOND PID	IFPR	23 Sept 2002	8,764.1964 SITm	87,641,964	SI 002111077 8	authorised investment fund
5	KS - SKLAD 2	KS2N	2 Aug 1998	4,429.32 SITm	44,293,242	SI 002110621 4	authorised investment fund
6	KS - SKLAD 4	K4SR	25 Apr 2002	4,163.38 SITm	41,633,800	SI 002110950 0	authorised investment fund
7	KRONA SENIOR	SN0N	8 Dec 1998	7,317.04 SITm	73,170,428	SI 002110590 1	authorised investment fund
8	PID MAKSIMA	MPIR	21 May 2003	7,452.951,300 SIT	74,529,513	SI 002111153 7	authorised investment fund
9	MERCATA LJUBLJANA	MR0N	31 Aug 1998	2,892.39 SITm	28,923,982	SI 002110598 4	authorised investment fund
10	MERCATA 1 LJUBLJANA	MR1N	31 Aug 1998	2,682.115 SITm	26,821,153	SI 002110599 2	authorised investment fund
11	MODRA LINIJA KOPER	ML0N	7 Apr 1998	3,415,383,300 SIT	34,156,833	SI 002110596 8	authorised investment fund
12	NACIONALNA FINANČNA DRUŽBA 2	NF2N	2 July 1999	29,137.97 SITm	291,379,659	SI 002110601 6	authorised investment fund
13	NIKA PID	NK0N	24 Apr 1998	3,257.47 SITm	32,574,698	SI 002110602 4	authorised investment fund
14	NIKA PID 2	NK2N	24 Apr 1998	1,255.59 SITm	12,555,868	SI 002110604 0	authorised investment fund
15	POMURSKA INV.DRUŽBA 1	PM1N	9 Nov 1998	3,592.39 SITm	35,923,940	SI 002110606 5	authorised investment fund
16	POOBLAŠČENA POMURSKA INV. DRUŽBA	PPIR	26 Oct 2001	2,296.74 SITm	22,967,400	SI 002110999 2	authorised investment fund
17	SETEV LJUBLJANA	ST1N	24 Sep 1999	4,346,919,000 SIT	43,469,190	SI 002110609 9	authorised investment fund
18	TRDNJAVA VELENJE	TR0N	14 June 1999	2,593.28 SITm	25,932,762	SI 002110612 3	authorised investment fund
19	TRDNJAVA I VELENJE	TR1N	5 July 1999	891.79 SITm	8,917,902	SI 002110613 1	authorised investment fund
20	TRIGLAV STEBER PID	TRSR	20 Mar 2003	13,184,266,100 SIT	131,842,661	SI 002111119 8	authorised investment fund
21	VIZIJA I., PID	VZPR	8 Apr 2003	2,129,960,200 SIT	21,299,602	SI 002111126 3	authorised investment fund
22	ZVON DVA MARIBOR	ZV2N	7 June 1999	14,122.47 SITm	141,224,712	SI 002110592 7	authorised investment fund