



MONTHLY STATISTICS
LJUBLJANA STOCK EXCHANGE
 December and Year 2003
 Year IX, No. 12/03

TURNOVER

Market	Turnover (in EURm)		Volume in pieces		Number of bargains	
	December	Year 2003	December	Year 2003	December	Year 2003
Official market	104.94	919.07	2,647,988	26,599,666	11,906	99,310
Shares	58.53	460.17	1,405,745	9,952,006	8,473	75,267
Bonds	46.41	458.90	1,242,243	16,647,660	3,433	24,043
Free market	73.69	536.12	122,172,217	589,361,403	52,600	242,492
Shares	26.94	178.02	3,666,317	17,278,048	8,634	67,691
Bonds	9.09	96.50	171,896	2,216,559	511	5,720
Closed-end funds	27.58	137.59	16,801,380	144,738,829	4,374	59,407
Authorised closed-end funds	10.08	122.50	68,426,640	425,092,967	12,380	109,673
Short-term securities	0.00	1.51	33,105,984	35,000	26,701	1
Total	178.63	1,455.19	124,820,205	615,961,069	64,506	341,802

NOMINAL RETURN

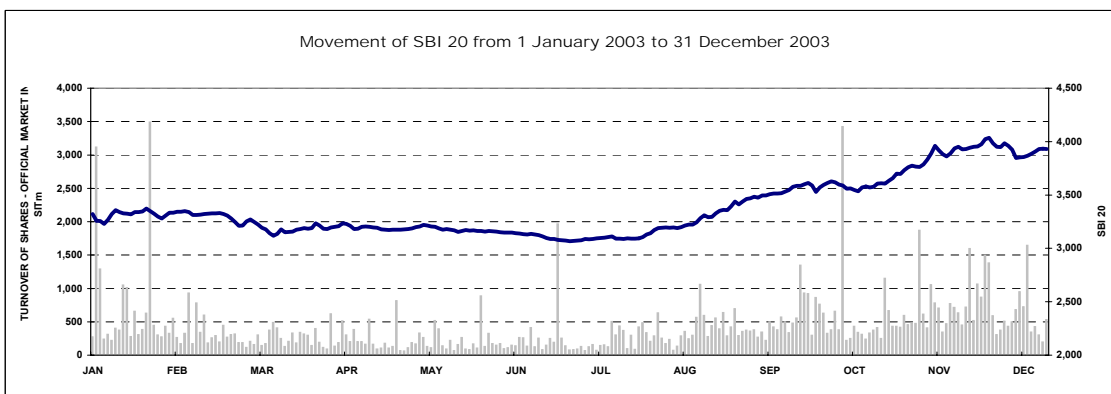
STOCK EXCHANGE INDICES	Nominal return in December 2003	Nominal return in Year 2003
Slovenian stock exchange index (SBI 20)	-0.28%	17.71%
Nonweighted slovenian stock exchange index (SBI 20NT)	0.87%	14.73%
Free market index (IPT)	3.03%	29.48%
Investment fund index (PIX)	3.46%	23.53%
Bond index (BIO)	0.14%	5.69%

INDUSTRIAL SECTOR INDICES	Nominal return in December 2003	Nominal return in Year 2003
Food and beverages	-0.09%	13.14%
Chemicals	0.79%	8.30%
Oil and gas	1.77%	35.08%
Transport	-2.81%	32.50%
Trade	1.48%	19.39%

MARKET SIZE

Market	Market capitalisation (in EURm)	Number of securities	Number of issuers
Official market	7,166.00	106	45
Shares	4,132.33	32	32
Bonds	3,033.67	74	13
Free market	3,151.24	148	140
Shares	1,527.74	104	102
Bonds	664.46	18	12
Closed-end funds	641.34	8	8
Authorised closed-end funds	317.70	18	18
Total	10,317.24	254	185
Short-term securities	-	10	1

Movement of SBI 20 from 1 January 2003 to 31 December 2003





ISSUER

Ljubljana Stock Exchange Inc.
Slovenska 56
1000 Ljubljana

INFORMATIONS

E-mail:	info@ljse.si
Phone:	386 1 47-10-211 386 1 47-10-205
Contact persons:	Nataša Žabkar, Simon Mastnak

STATISTICS ON WEB:

http://www.ljse.si/StrAng/Trading/Menu/tr_dpl.htm

Top Five Official Market
\$ 8,200

TAN	487.728.217
SIK	303.568.777
PLD	108.087.408
PET	63.018.048
SIK.B	48.471.660

Market in open - \$ 45,300 -12.48

Index	Value	ABS	%
SIK20	1.278.02	-12.79	-0.92
IFT	2.501.14	15.95	0.67
RIJ	2.491.77	-0.30	-0.03

News

- August 26, 2007, Ljubljanska borza d.d., Ljubljana
New Records at Ljubljana Stock Exchange
- August 27, 2007, Ljubljanska borza d.d., Ljubljana
Revisiting SIK20 Index

INDEX

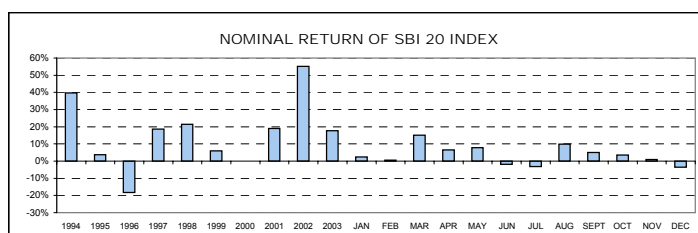
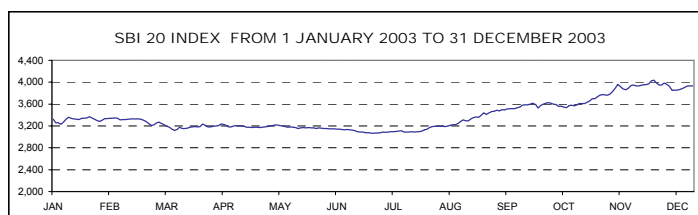
	Page
A) STOCK EXCHANGE INDICES	1
A1) Values, yields and movements of Stock Exchange Indices	1
A2) Index compositions	4
B) NUMBER OF ISSUERS, TRADED SECURITIES AND MEMBERS	6
C) TURNOVER	7
C1) Monthly turnover by securities on official market	7
C2) Monthly turnover by securities on free market	9
C3) Turnover by securities on official market in Year 2003	14
C4) Turnover by securities on free market in Year 2003	16
C5) Most traded securities in December 2003	21
C6) Most traded securities in Year 2003	22
C7) Turnover by LJSE members in December 2003	23
C8) Turnover by LJSE members in Year 2003	24
C9) Turnover in Years 2002 and 2003	25
D) MARKET CAPITALISATION	28
D1) Market capitalisation of shares	29
D2) Market capitalisation of bonds	32
D3) Market capitalisation of investment funds	34
E) OTHER	35
E1) Indicators (shares on official market)	35
E2) Ownership and net inflow of foreign portfolio investments	36
E3) Record values	37
E4) New listed securities and changes in Year 2003	38
F) LIST OF SECURITIES	41
F1) Official market	41
F2) Free market	43

A) STOCK EXCHANGE INDICES

SBI 20 - SLOVENE STOCK EXCHANGE INDEX

Year	Max	Date	Min	Date	Close	Nominal return
1994	1,598.03	28 June 1994	1,131.23	21 Oct 1994	1,396.81	39.68%
1995	1,590.17	9 Nov 1995	1,016.99	13 July 1995	1,448.75	3.72%
1996	1,589.18	13 Mar 1996	891.93	10 Sept 1996	1,183.26	-18.33%
1997	1,655.36	10 Feb 1997	1,156.14	6 Jan 1997	1,404.70	18.71%
1998	2,026.47	10 Aug 1998	1,378.49	6 Jan 1998	1,705.77	21.43%
1999	1,981.87	19 Feb 1999	1,679.48	5 Jan 1999	1,806.26	5.89%
2000	1,903.66	24 Jan 2000	1,584.23	25 May 2000	1,807.94	0.09%
2001	2,159.35	19 Dec 2001	1,700.24	25 Apr 2001	2,151.59	19.01%
2002	3,547.64	8 Nov 2002	2,197.68	3 Jan 2002	3,340.20	55.24%
2003	4,034.53	5 Dec 2003	3,067.67	3 Jul 2003	3,931.64	17.71%

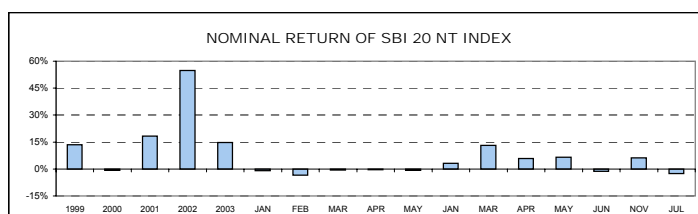
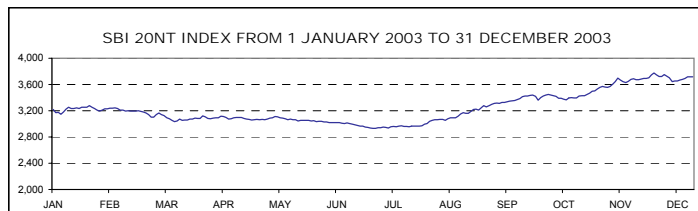
Year 2003	Max	Date	Min	Date	Close	Nominal return
January	3,371.93	24 Jan 2003	3,228.32	9 Jan 2003	3,305.77	-1.03%
February	3,349.14	7 Feb 2003	3,210.01	27 Feb 2003	3,215.23	-2.74%
March	3,271.88	4 Mar 2003	3,117.31	12 Mar 2003	3,182.96	-1.00%
April	3,234.11	7 Apr 2003	3,171.78	24 Apr 2003	3,178.22	-0.15%
May	3,218.69	9 May 2003	3,155.43	22 May 2003	3,164.43	-0.43%
June	3,162.14	3 Jun 2003	3,079.91	30 Jun 2003	3,079.91	-2.67%
July	3,129.28	31 Jul 2003	3,067.67	3 Jul 2003	3,129.28	1.60%
August	3,361.30	29 Aug 2003	3,141.07	1 Aug 2003	3,361.30	7.41%
September	3,613.99	30 Sep 2003	3,356.43	1 Sep 2003	3,613.99	7.52%
October	3,656.74	30 Oct 2003	3,529.14	2 Oct 2003	3,656.74	1.18%
November	3,960.52	17 Nov 2003	3,696.98	4 Nov 2003	3,942.75	7.82%
December	4,034.53	5 Dec 2003	3,846.90	16 Dec 2003	3,931.64	-0.28%



SBI 20NT - NON-WEIGHTED SLOVENE STOCK EXCHANGE

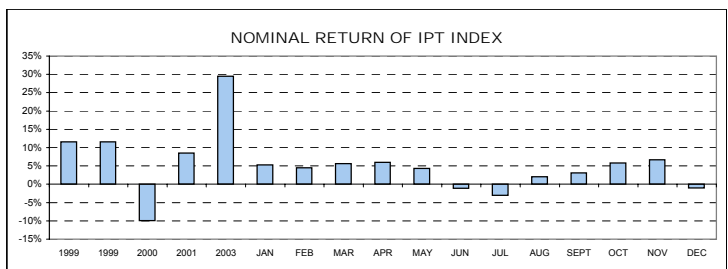
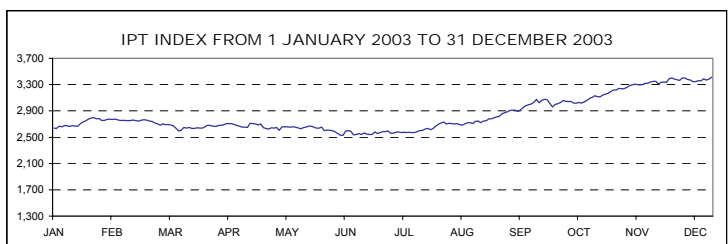
Year	Max	Date	Min	Date	Close	Nominal return
1998	1,706.07	10 Aug 1998	1,437.30	30 June 1998	1,568.87	n.a.
1999	1,871.02	8 Sept 1999	1,548.95	5 Jan 1999	1,782.03	13.59%
2000	1,841.63	25 Jan 2000	1,585.48	25 May 2000	1,769.15	-0.72%
2001	2,096.75	27 Dec 2001	1,661.96	9 May 2001	2,092.66	18.29%
2002	3,350.05	28 Nov 2002	2,082.58	3 Jan 2002	3,238.51	54.76%
2003	3,773.87	5 Dec 2003	2,932.15	3 Jul 2003	3,715.54	14.73%

Year 2003	Max	Date	Min	Date	Close	Nominal return
January	3,278.37	24 Jan 2002	3,147.56	9 Jan 2002	3,207.98	-0.94%
February	3,245.19	7 Feb 2003	3,100.31	28 Feb 2003	3,100.31	-3.36%
March	3,164.29	4 Mar 2003	3,031.87	12 Mar 2003	3,082.17	-0.59%
April	3,116.99	7 Apr 2003	3,059.58	24 Apr 2003	3,067.79	-0.47%
May	3,111.23	9 May 2003	3,044.39	22 May 2003	3,046.68	-0.69%
June	3,040.04	3 Jun 2003	2,951.65	30 Jun 2003	2,951.65	-3.12%
July	2,994.03	31 Jul 2003	2,932.15	3 Jul 2003	2,994.03	1.44%
August	3,224.06	29 Aug 2003	3,004.35	1 Aug 2003	3,224.06	7.68%
September	3,436.59	30 Sep 2003	3,210.97	1 Sep 2003	3,436.59	6.59%
October	3,469.54	30 Oct 2003	3,362.17	2 Oct 2003	3,469.54	0.96%
November	3,698.84	17 Nov 2003	3,498.86	3 Nov 2003	3,683.49	6.17%
December	3,773.87	5 Dec 2003	3,642.36	16 Dec 2003	3,715.54	0.87%



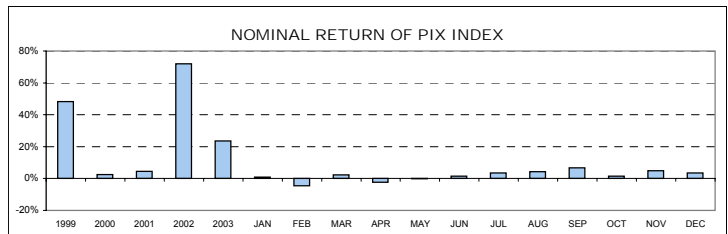
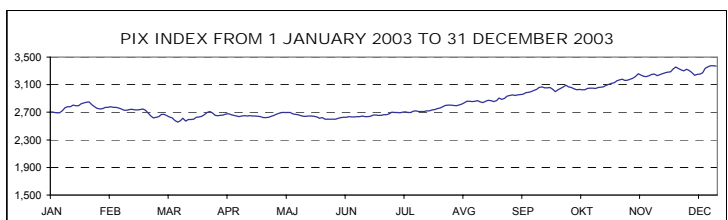
IPT - FREE MARKET INDEX

Year	Max	Date	Min	Date	Close	Nominal return
1998	1,795.31	11 Aug 1998	1,318.83	1 July 1998	1,618.99	n.a.
1999	1,806.98	30 Dec 1999	1,504.61	3 Aug 1999	1,806.98	11.61%
2000	1,772.76	24 Jan 2000	1,469.64	26 Oct 2000	1,627.44	-9.94%
2001	1,769.69	14 Dec 2001	1,415.06	23 May 2001	1,765.60	8.49%
2002	2,699.16	4 Dec 2002	1,815.82	8 Jan 2002	2,635.36	49.26%
2003	3,412.17	30 Dec 2003	2,528.38	11 Jun 2003	3,412.17	29.48%
Year 2003	Max	Date	Min	Date	Close	Nominal return
January	2,797.13	27 Jan 2003	2,633.35	7 Jan 2003	2,757.60	4.64%
February	2,776.17	4 Feb 2003	2,708.53	28 Feb 2003	2,708.53	-1.78%
March	2,703.95	4 Mar 2003	2,593.39	12 Mar 2003	2,667.22	-1.53%
April	2,712.35	18 Apr 2003	2,625.08	30 Apr 2003	2,625.08	-1.58%
May	2,667.80	26 May 2003	2,604.05	8 May 2003	2,654.02	1.10%
June	2,608.56	3 Jun 2003	2,528.38	11 Jun 2003	2,579.63	-2.80%
July	2,670.02	31 Jul 2003	2,557.96	1 Jul 2003	2,670.02	3.50%
August	2,780.02	29 Aug 2003	2,681.95	14 Aug 2003	2,780.02	4.12%
September	3,078.56	24 Sep 2003	2,782.06	1 Sep 2003	3,070.92	10.46%
October	3,156.13	30 Oct 2003	2,960.78	2 Oct 2003	3,156.13	2.77%
November	3,350.94	26 Nov 2003	3,169.20	3 Nov 2003	3,311.84	4.93%
December	3,412.17	30 Dec 2003	3,333.91	1 Dec 2003	3,412.17	3.03%



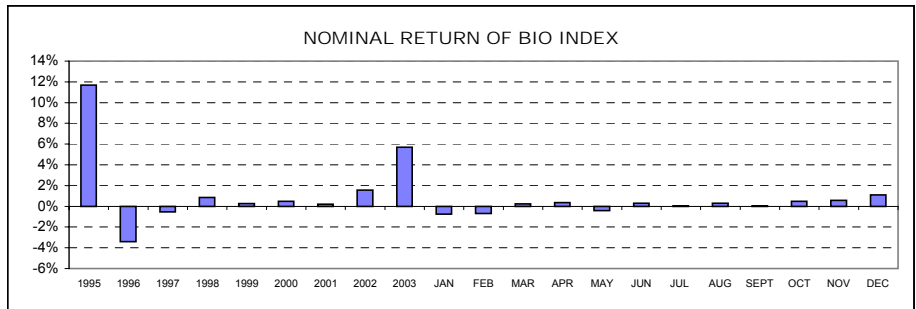
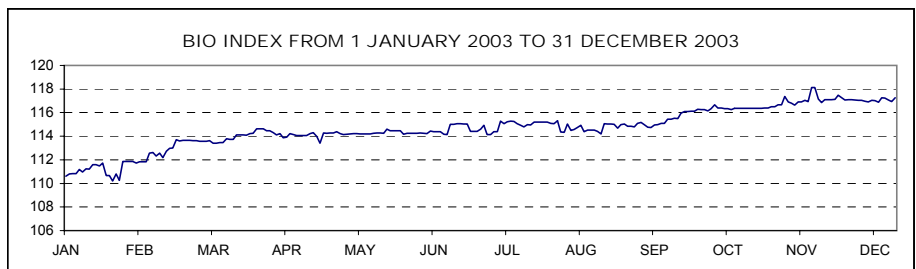
PIX - INVESTMENT FUNDS INDEX

Year	Max	Date	Min	Date	Close	Nominal return
1999	1,633.77	8 Sep 1999	965.15	5 Jan 1999	1,483.50	48.35%
2000	1,572.13	17 Jan 2000	1,097.07	25 May 2000	1,520.79	2.51%
2001	1,588.02	28 Dec 2001	1,328.44	23 May 2001	1,588.02	4.42%
2002	3,013.05	27 Nov 2002	1,598.45	3 Jan 2002	2,729.73	71.90%
2003	3,374.22	29 Dec 2003	2,558.26	12 Mar 2003	3,372.03	23.53%
Year 2003	Max	Date	Min	Date	Close	Nominal return
January	2,849.85	24 Jan 2003	2,692.79	8 Jan 2003	2,754.90	0.92%
February	2,778.48	5 Feb 2003	2,617.03	27 Feb 2003	2,628.28	-4.60%
March	2,710.57	28 Mar 2003	2,558.26	12 Mar 2003	2,690.65	2.37%
April	2,676.88	8 Apr 2003	2,621.90	29 Apr 2003	2,626.66	-2.38%
May	2,699.28	9 May 2003	2,615.27	29 May 2003	2,620.94	-0.22%
June	2,660.85	30 Jun 2003	2,597.72	3 Jun 2003	2,660.85	1.52%
July	2,751.93	31 Jul 2003	2,655.50	1 Jul 2003	2,751.93	3.42%
August	2,873.79	28 Aug 2003	2,762.16	1 Aug 2003	2,868.78	4.25%
September	3,070.36	25 Sep 2003	2,856.44	1 Sep 2003	3,060.38	6.68%
October	3,106.06	30 Oct 2003	2,998.01	2 Oct 2003	3,106.06	1.49%
November	3,259.92	17 Nov 2003	3,118.86	3 Nov 2003	3,259.34	4.93%
December	3,374.22	29 Dec 2003	3,237.09	16 Dec 2003	3,372.03	3.46%



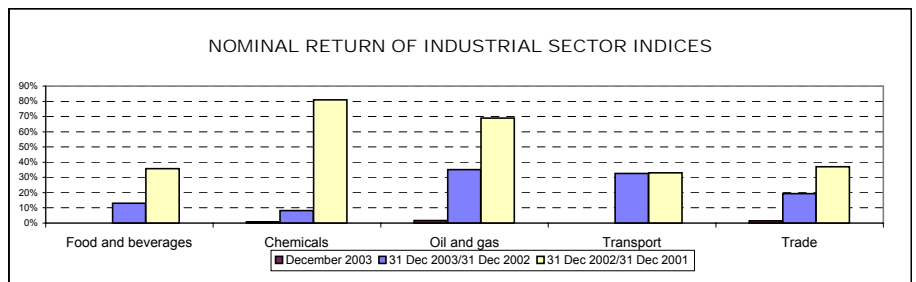
BIO - STOCK EXCHANGE BOND INDEX

Year	Max	Date	Min	Date	Close	Nominal return
1995	113.52	14 Dec 1995	100.46	5 July 1995	111.68	11.68%
1996	111.96	8 Jan 1996	106.61	28 June 1996	107.89	-3.39%
1997	110.97	8 Apr 1997	104.90	29 Jan 1997	107.31	-0.54%
1998	108.22	30 Dec 1998	101.68	25 May 1998	108.22	0.85%
1999	110.52	4 Feb 1999	104.53	16 Aug 1999	108.50	0.26%
2000	109.63	15 Dec 2000	103.96	9 June 2000	109.03	0.49%
2001	110.08	17 Sept 2001	107.81	21 Mar 2001	109.25	0.20%
2002	111.06	27 Dec 2002	107.17	12 Mar 2002	110.96	1.57%
2003	118.14	21 Nov 2003	110.20	24 Jan 2003	117.27	5.69%
Year 2003	Max	Date	Min	Date	Close	Nominal return
January	111.85	29 Jan 2003	110.20	24 Jan 2003	111.85	0.80%
February	113.70	20 Feb 2003	111.73	4 Feb 2003	113.63	1.59%
March	114.63	26 Mar 2003	113.42	7 Mar 2003	114.47	0.74%
April	114.47	1 Apr 2003	113.41	23 Apr 2003	114.38	-0.08%
May	114.59	23 May 2003	114.15	6 May 2003	114.17	-0.18%
June	115.06	23 Jun 2003	114.13	18 Jun 2003	114.40	0.20%
July	115.29	11 Jul 2003	114.15	7 Jul 2003	115.21	0.71%
August	115.31	5 Aug 2003	114.20	25 Aug 2003	115.01	-0.17%
September	116.10	19 Sep 2003	114.69	1 Sep 2003	116.10	0.95%
October	116.67	10 Oct 2003	116.12	2 Oct 2003	116.37	0.23%
November	118.14	21 Nov 2003	116.38	3 Nov 2003	117.11	0.64%
December	117.48	3 Dec 2003	116.88	19 Dec 2003	117.27	0.14%



INDUSTRIAL SECTOR INDICES

SECTOR	Value as of 31 Dec 2003	Nominal return		
		December 2003	31 Dec 2003/31 Dec 2002	31 Dec 2002/31 Dec 2001
Food and beverages	3,341.13	-0.09%	13.14%	35.76%
Chemicals	3,671.04	0.79%	8.30%	81.00%
Oil and gas	5,885.77	1.77%	35.08%	68.90%
Transport	3,602.13	-2.81%	32.50%	33.11%
Trade	2,900.27	1.48%	19.39%	37.06%



A2) INDEX COMPOSITIONS

COMPOSITION OF SLOVENIAN STOCK EXCHANGE INDEX - SBI 20 ON 31 DECEMBER 2003 *

Issuer	Trading code	Adjusted number of shares	Base value in SIT	Adjusted share	Sector	Capitalisation of index on 31 December 2003	Sector share
KRKA	KRKG	926,857	30,026.12	10.00	pharmaceuticals	48,370,674,087 SIT	9.99%
PETROL	PETG	936,443	22,251.50	10.00	oil and gas	52,635,148,016 SIT	17.27%
MERCATOR	MELR	1,607,457	4,520.37	10.00	trade	52,501,972,880 SIT	17.68%
PIVOVARNA LAŠKO	PILR	6,801,843	6,199.69	10.00	food and beverages	49,201,335,396 SIT	20.89%
INTEREUROPA	IEKG	7,902,413	4,919.17	9.99	transport	42,550,226,702 SIT	16.41%
GORENJE	GRVG	8,190,040	2,157.29	8.92	household appliances	40,277,060,612 SIT	8.31%
SAVA	SAVA	1,391,529	16,791.89	8.54	chemicals	38,482,984,970 SIT	7.94%
MERKUR	MER	1,214,585	18,003.70	6.81	trade	29,625,185,652 SIT	
LUKA KOPER	LKPG	5,115,201	2,310.79	6.42	transport	36,919,321,282 SIT	
ISTRABENZ	ITBG	3,034,933	2,700.00	5.96	oil and gas	31,006,878,584 SIT	
DROGA	DRPG	228,542	35,873.12	4.51	food and beverages	21,393,519,515 SIT	
KOLINSKA	KOLR	3,166,992	2,260.16	3.97	food and beverages	18,798,504,434 SIT	
ŽITO	ZTOG	348,765	18,007.22	2.65	food and beverages	11,808,206,358 SIT	
TERME 3000	ZMTG	3,184,444	2,133.52	1.46	health resort	7,305,783,269 SIT	1.51%
KOMPAS MTS	MTSG	2,973,005	1,221.44	0.76	trade	3,534,397,534 SIT	

* the same composition have also non-weighted Slovenian Stock Exchange Index - SBI 20NT

Capitalisation of index	484,411,199,292 SIT
Share of capitalisation (shares official market) in index	49.53%

COMPOSITION OF FREE MARKET INDEX - IPT ON 31 DECEMBER 2003

Issuer	Trading code	Adjusted number of shares	Base value in SIT	Adjusted share	Capitalisation of index on 31 December 2003
HELIOS, DOMŽALE	HDOG	214,183	34,880.00	15.00	29,196,469,162 SIT
CINKARNA CELJE	CICG	812,477	5,000.00	13.19	22,182,507,047 SIT
AKTIVA INVEST	AKIR	775,110	19,781.29	9.76	19,214,418,821 SIT
JUTEKS	JTKG	641,432	12,701.10	9.26	18,139,671,303 SIT
INFOND HOLDING	IFFR	16,833,414	685.23	9.11	15,959,254,811 SIT
BELINKA	BELG	2,702,532	3,800.00	7.94	14,793,660,168 SIT
KD GROUP	SKDR	186,436	50,000.00	7.72	16,779,240,000 SIT
LESNINA	MILG	76,495	107,000.00	7.06	14,480,462,958 SIT
TRIGLAV, FINANČNA DRUŽBA	TFDR	6,356,989	856.91	4.86	7,745,037,548 SIT
MAKSIMA HOLDING	MAHR	6,399,850	710.06	4.30	7,674,508,125 SIT
KD HOLDING	KDHR	924,969	6,870.52	3.40	7,360,727,558 SIT
TOSAMA	TODG	295,670	6,300.00	2.65	4,138,788,660 SIT
SATURNUS EMBALAŽA	SELR	84,064	29,500.00	2.08	3,354,153,600 SIT
MIP	MIPG	1,478,742	2,739.18	2.07	3,103,982,970 SIT
ETRA 33	ETRG	45,423	55,000.00	1.59	3,757,720,785 SIT
Capitalisation of index					187,880,603,514 SIT
Share of capitalisation (shares free market) in index					51.96%

COMPOSITION OF INVESTMENT FUNDS INDEX - PIX ON 31 DECEMBER 2003

Issuer	Trading code	Number of shares	Base value in SIT	Share	Capitalisation of index on 31 December 2003
TRIGLAV STEBER I, ID	TG1N	147,487,470	70.11	18.29	38,283,322,588 SIT
NFD 1, INVESTICIJSKI SKLAD	NF1N	160,580,300	65.42	17.47	37,238,571,570 SIT
NFD 2, INVESTICIJSKI SKLAD	NF2N	291,379,659	37.8	8.67	19,178,609,155 SIT
INFOND ID	IFIR	8,132,314	1,691.31	7.94	16,349,692,004 SIT
KD ID	KDIN	92,046,145	57.74	7.02	14,694,246,588 SIT
ID MAKSIMA	MAIR	7,811,823	1,707.96	6.85	14,976,202,110 SIT
ZLATA MONETA I, ID	ZM1N	68,297,800	47.12	6.73	14,301,559,320 SIT
ATENA PID	ATPR	135,915,888	63.98	6.34	12,419,993,845 SIT
DRUŽBA 1	PM1N	35,923,940	60.2	4.32	9,340,224,400 SIT
KRONA SENIOR	SN0N	73,170,428	26.93	3.61	8,231,673,150 SIT
ARKADA ENA, PID	AR1N	66,406,092	90.86	3.1	6,076,157,418 SIT
PID ZVON DVA	ZV2N	141,224,712	37.56	3.01	7,061,235,600 SIT
TRIGLAV STEBER, PID	TRSR	131,842,661	39.95	2.7	5,683,737,116 SIT
INFOND PID	IFPR	87,641,964	45.33	2.43	6,193,657,596 SIT
PID MAKSIMA	MPIR	74,529,513	40.1	1.53	3,297,930,950 SIT
Capitalisation of index					213,326,813,411 SIT
(shares free market) in index					93.98%

COMPOSITION OF STOCK EXCHANGE BOND INDEX - BIO
ON 31 DECEMBER 2003

Bonds	Trading code	Base value	Share
REPUBLIKA SLOVENIJA 53 rd issue	RS53	103.5	51.66
REPUBLIKA SLOVENIJA 50 th issue	RS50	101.55	30.13
REPUBLIKA SLOVENIJA 26 th issue	RS26	103.25	10.55
REPUBLIKA SLOVENIJA 29 th issue	RS29	99.9	7.66

COMPOSITIONS OF INDUSTRIAL SECTOR INDICES
ON 31 DECEMBER 2003

Food and beverages

Issuer	Trading code	Adjusted number of shares	Base value in SIT	Adjusted share
PIVOVARNA LAŠKO	PILR	1,565,613	6,199.69	34.91
DROGA	DRPG	69,548	35,873.12	20.8
KOLINSKA	KOLR	930,489	2,260.16	17.69
ŽITO	ZTOG	131,169	18,007.22	15.14
MIP	MIPG	1,478,742	1,396.42	11.46

Chemicals

Issuer	Trading code	Adjusted number of shares	Base value in SIT	Adjusted share
SAVA	SAVA	1,164,909	16,791.89	41.85
HELIOS, DOMŽALE	HDOG	201,182	34,880.00	30.04
CINKARNA CELJE	CICG	812,477	5,000.00	28.12

Oil and gas

Issuer	Trading code	Adjusted number of shares	Base value in SIT	Adjusted share
PETROL	PETG	1,389,464	22,251.50	59.33
ISTRABENZ	ITBG	5,180,000	2,700.00	40.67

Transport

Issuer	Trading code	Adjusted number of shares	Base value in SIT	Adjusted share
INTEREUROPA	IEKG	3,460,413	4,919.17	40.01
LUKA KOPER	LKPG	3,275,562	2,310.79	37.61
AERODROM LJUBLJANA	AELG	1,936,229	2,108.12	22.39

Trade

Issuer	Trading code	Adjusted number of shares	Base value in SIT	Adjusted share
MERCATOR	MELR	470,834	4,520.37	35.52%
MERKUR	MER	247,455	18,003.70	16.82%
SALUS	SALR	39,774	54,666.67	11.86%
LESNINA	MILG	26,476	145,000.00	10.80%
ŽIVILA KRANJ	ZKNG	212,111	12,435.33	8.68%
KOMPAS MTS	MTSG	2,661,189	1,705.14	8.22%
SLOVENIJALES	SLLG	273,604	10,510.84	8.09%

B) NUMBER OF ISSUERS, TRADED SECURITIES AND
MEMBERS

	31 Dec 2000	31 Dec 2001	31 Dec 2002	30 Nov 2003	31 Dec 2003
NUMBER OF ISSUERS	225	221	198	188	185
Official market	58	57	50	47	45
Shares	38	38	35	32	32
Bonds	20	19	15	15	13
Free market	167	164	148	141	140
Shares	111	113	100	98	102
Bonds	11	12	14	13	12
Closed-end funds	-	-	4	8	8
Authorised closed-end funds	44	38	29	22	18
Pension coupons	1	1	1	-	-
	31 Dec 2000	31 Dec 2001	31 Dec 2002	30 Nov 2003	31 Dec 2003
NUMBER OF SECURITIES	267	271	265	257	254
Official market	94	100	109	108	106
Shares	40	39	36	32	32
Bonds	54	61	73	76	74
Free market	173	171	156	149	148
Shares	114	117	103	100	104
Bonds	14	15	19	19	18
Closed-end funds	-	-	4	8	8
Authorised closed-end funds	44	38	29	22	18
Pension coupons	1	1	1	-	-
Short term securities	8	10	10	10	10
	31 Dec 2000	31 Dec 2001	31 Dec 2002	30 Nov 2003	31 Dec 2003
NUMBER OF MEMBERS	34	31	27	27	27

C) TURNOVER

C1) TURNOVER BY SECURITIES ON OFFICIAL MARKET IN DECEMBER 2003

1. Shares

Issue	Total (in SIT)	Total (in EUR)	Block trades (in SIT)	Cross trades (in SIT)	Share in total turnover on official market	Share in turnover of shares	Volume in pieces	Number of bargains
Total shares	13,836,949,777	58,527,455	4,406,047,613	913,008,683	55.77%	100.00%	1,405,745	8,473
Common shares	13,823,180,931	58,469,247	4,406,047,613	909,669,088	55.71%	99.90%	1,403,524	8,448
1 MERCATOR	2,433,513,244	10,291,193	817,956,000	110,772,232	9.81%	17.59%	75,050	1,127
2 KRKA	2,330,821,338	9,857,768	785,301,500	141,657,328	9.39%	16.84%	46,179	1,430
3 PETROL	1,760,015,614	7,445,194	298,814,500	135,703,314	7.09%	12.72%	31,000	1,470
4 PIVOVARNA LAŠKO	1,281,687,080	5,420,373	750,307,487	18,899,002	5.17%	9.26%	175,531	379
5 GORENJE	1,154,390,193	4,884,222	597,838,560	51,873,566	4.65%	8.34%	230,591	745
6 KOLINSKA	1,109,968,795	4,695,863	163,200,000	17,297,355	4.47%	8.02%	185,927	197
7 INTEREUROPA	884,524,108	3,742,950	600,451,666	26,896,451	3.57%	6.39%	167,751	310
8 ISTRABENZ	587,843,786	2,486,926	38,590,000	103,657,194	2.37%	4.25%	56,820	653
9 LUKA KOPER	335,886,622	1,420,564	0	36,064,484	1.35%	2.43%	45,951	525
10 TERME 3000	284,976,743	1,205,492	0	16,639,821	1.15%	2.06%	133,042	268
11 DROGA	271,172,403	1,146,868	0	71,043,986	1.09%	1.96%	2,952	110
12 TERME ČATEŽ	188,186,517	795,709	151,965,000	2,275,100	0.76%	1.36%	4,642	51
13 SAVA	184,705,008	781,317	0	67,670,184	0.74%	1.33%	6,593	294
14 MLINOTEST	164,853,404	697,228	118,137,900	2,743,024	0.66%	1.19%	80,080	66
15 ŽITO	129,818,693	548,944	0	45,058,486	0.52%	0.94%	3,831	152
16 SALUS, LJUBLJANA	111,504,717	471,602	48,720,000	0	0.45%	0.81%	937	51
17 MERKUR	110,847,281	468,980	0	7,551,045	0.45%	0.80%	4,462	138
18 AERODROM LJUBLJANA	90,773,250	384,152	0	6,103,350	0.37%	0.66%	14,393	59
19 KOMPAS MTS	87,276,398	369,081	0	2,605,825	0.35%	0.63%	74,997	109
20 ETOL	80,020,115	338,364	0	15,079,000	0.32%	0.58%	1,620	24
21 EMONA OBALA KOPER	54,765,996	231,744	34,765,000	7,726,422	0.22%	0.40%	32,214	36
22 DELO PRODAJA	51,634,093	218,291	0	14,571,708	0.21%	0.37%	8,384	27
23 DELO	45,590,540	192,678	0	846,010	0.18%	0.33%	1,634	40
24 PIVOVARNA UNION	39,641,541	167,519	0	0	0.16%	0.29%	460	23
25 COMET	20,693,014	87,506	0	347,815	0.08%	0.15%	5,940	33
26 RADENSKA	17,884,222	75,651	0	6,055,840	0.07%	0.13%	9,677	85
27 ŽIVILA KRANJ	4,840,690	20,470	0	28,640	0.02%	0.03%	342	22
28 GEODETSKI ZAVOD SLOVENIJE	4,838,399	20,454	0	477,706	0.02%	0.03%	2,424	14
29 GPG	358,055	1,513	0	0	0.00%	0.00%	65	6
30 TEHNOUNION	121,000	512	0	0	0.00%	0.00%	10	1
31 NIKA	28,072	119	0	24,200	0.00%	0.00%	25	3
Preferred shares	13,768,846	58,208	0	3,339,595	0.06%	0.10%	2,221	25
1 PROBANKA	13,768,846	58,208	0	3,339,595	0.06%	0.10%	2,221	25

2. Bonds

Issue	Total (in SIT)	Total EUR	(in Block trades (in SIT)	Cross trades (in SIT)	Share in total turnover on official market	Share in turnover of bonds	Volume in pieces	Number of bargains
Total bonds	10,973,812,912	46,411,517	9,125,261,439	1,024,613,077	44.23%	100.00%	1,242,243	3,433
1 REPUBLIKA SLOVENIJA 41 st issue	1,410,923,600	5,968,736	1,409,800,000	1,123,600	5.89%	12.86%	133,106	6
2 REPUBLIKA SLOVENIJA 54 th issue	1,192,082,934	5,041,969	905,013,596	149,928,478	4.80%	10.86%	117,106	116
3 NLB 13 th issue	1,068,869,200	4,520,880	1,048,517,200	1,060,000	4.31%	9.74%	10,420	12
4 REPUBLIKA SLOVENIJA 40 th issue	975,964,118	4,127,742	953,550,000	10,068,747	3.93%	8.89%	92,115	33
5 REPUBLIKA SLOVENIJA 37 th issue	669,880,460	2,832,471	635,003,000	34,877,460	2.70%	6.10%	63,723	11
6 REPUBLIKA SLOVENIJA 53 rd issue	658,817,035	2,785,907	454,250,015	81,426,767	2.66%	6.00%	26,534	386
7 REPUBLIKA SLOVENIJA 45 th issue	567,594,299	2,401,545	427,326,800	139,719,419	2.29%	5.17%	53,940	123
8 REPUBLIKA SLOVENIJA 39 th issue	517,386,568	2,188,097	78,320,000	120,085,166	2.09%	4.71%	525,038	1,910
9 NLB 3 rd issue	464,992,459	1,967,048	464,503,587	488,872	1.87%	4.24%	1,902	3
10 REPUBLIKA SLOVENIJA 43 rd issue	443,054,593	1,872,239	440,200,000	1,824,593	1.79%	4.04%	43,177	9
11 REPUBLIKA SLOVENIJA 34 th issue	434,495,000	1,837,805	425,400,000	9,095,000	1.75%	3.96%	40,850	6
12 REPUBLIKA SLOVENIJA 21 st issue	423,749,892	1,791,680	412,622,400	629,503	1.71%	3.86%	48,474	20
13 REPUBLIKA SLOVENIJA 33 rd issue	357,039,258	1,510,111	346,035,396	677,161	1.44%	3.25%	2,097	6
14 REPUBLIKA SLOVENIJA 38 th issue	251,748,586	1,064,650	204,581,457	10,657,334	1.01%	2.29%	9,631	120
15 REPUBLIKA SLOVENIJA 32 nd issue	194,699,435	823,223	82,697,125	84,039,005	0.78%	1.77%	7,635	187
16 REPUBLIKA SLOVENIJA 51 st issue	190,580,483	805,984	124,302,100	10,279,508	0.77%	1.74%	18,130	27
17 REPUBLIKA SLOVENIJA 18 th issue	162,835,576	688,509	158,999,370	3,759,882	0.66%	1.48%	6,440	13
18 NOVA KBM 2 nd issue	123,334,257	521,406	106,138,048	17,196,208	0.50%	1.12%	1,005	2
19 REPUBLIKA SLOVENIJA 28 th issue	121,918,280	515,807	91,826,350	27,268,630	0.49%	1.11%	11,742	107
20 BANKA ZASAVJE 2 nd issue	110,364,380	466,958	110,364,380	0	0.44%	1.01%	1,782	1
21 REPUBLIKA SLOVENIJA 29 th issue	107,168,852	453,220	94,796,807	6,214,590	0.43%	0.98%	4,276	38
22 NOVA KBM 3 rd issue, B series	99,496,547	420,600	99,496,547	0	0.40%	0.91%	800	1
23 SLOVENSKA RAZVOJNA DRUŽBA	65,592,878	277,338	0	64,027,119	0.26%	0.60%	543	6
24 NFD INVESTICIJSKO SVETOVANJE	51,517,261	217,888	51,517,261	0	0.21%	0.47%	250	1
25 REPUBLIKA SLOVENIJA 35 th issue	45,680,298	193,198	0	45,582,000	0.18%	0.42%	4,295	4
26 REPUBLIKA SLOVENIJA 26 th issue	35,203,966	148,885	0	31,071,930	0.14%	0.32%	1,404	52
27 REPUBLIKA SLOVENIJA 17 th issue	32,741,500	138,475	0	32,741,500	0.13%	0.30%	3,160	30
28 NLB 10 th issue	23,279,550	136,481	0	21,773,550	0.13%	0.29%	312	5
29 BTC 2 nd issue	21,673,446	91,675	0	18,356,055	0.09%	0.20%	2,558	4
30 BANKA CELJE 4 th issue	18,321,533	77,450	0	18,321,533	0.07%	0.17%	1,300	3
31 REPUBLIKA SLOVENIJA 50 th issue	17,880,940	75,623	0	12,102,175	0.07%	0.16%	727	53
32 REPUBLIKA SLOVENIJA 10 th issue	16,937,403	71,603	0	15,555,827	0.07%	0.15%	2,559	8
33 REPUBLIKA SLOVENIJA 24 th issue	16,366,408	69,183	0	530,008	0.07%	0.15%	1,631	7
34 ABANKA 4 th issue	13,892,132	58,738	0	8,042,975	0.06%	0.13%	568	13
35 REPUBLIKA SLOVENIJA 25 th issue	7,042,898	29,789	0	6,041,998	0.03%	0.06%	664	9
36 REPUBLIKA SLOVENIJA 27 th issue	6,898,200	29,182	0	4,999,000	0.03%	0.06%	639	13
37 REPUBLIKA SLOVENIJA 13 th issue	6,503,331	27,505	0	5,276,819	0.03%	0.06%	53	6
38 REPUBLIKA SLOVENIJA 49 th issue	5,635,768	23,838	0	2,999,641	0.02%	0.05%	60	19
39 STANOVANJSKI SKLAD RS 2 nd issue	4,414,599	18,671	0	4,414,599	0.02%	0.04%	47	6
40 REPUBLIKA SLOVENIJA 48 th issue	3,713,715	15,712	0	1,535,644	0.01%	0.03%	150	8
41 NLB 2 nd issue, B series	3,619,809	15,311	0	3,619,809	0.01%	0.03%	30	6
42 REPUBLIKA SLOVENIJA 22 nd issue	3,451,123	14,595	0	3,347,123	0.01%	0.03%	332	3
43 STANOVANJSKI SKLAD RS 1 st issue	3,115,101	13,168	0	2,559,001	0.01%	0.03%	441	6
44 NLB 2 nd issue, A series	2,796,221	11,826	0	2,796,221	0.01%	0.03%	20	3
45 REPUBLIKA SLOVENIJA 31 st issue	1,566,000	6,626	0	1,566,000	0.01%	0.01%	145	2
46 REPUBLIKA SLOVENIJA 52 nd issue	1,187,286	5,019	0	1,187,286	0.00%	0.01%	114	3
47 ABANKA 3 rd issue	1,182,792	5,000	0	1,182,792	0.00%	0.01%	50	2
48 ABANKA 6 th issue	1,157,804	4,896	0	0	0.00%	0.01%	48	2
49 HOTELI BERNARDIN	828,204	3,501	0	828,204	0.00%	0.01%	8	1
50 BANKA CELJE 3 rd issue	803,334	3,399	0	316,507	0.00%	0.01%	33	3
51 SKB OBVEZNICE 4 th issue, A series	724,500	3,065	0	724,500	0.00%	0.01%	7	1
52 BANKA VIPA 3 rd issue	706,370	2,986	0	706,370	0.00%	0.01%	30	3
53 BANKA VIPA 5 th issue	603,199	2,550	0	603,199	0.00%	0.01%	20	1
54 BTC HIPOTEKARNE	577,939	2,443	0	577,939	0.00%	0.01%	23	3
55 NLB 12 th issue	515,000	2,178	0	0	0.00%	0.00%	5	1
56 ABANKA VIPA 7 th issue	477,607	2,020	0	0	0.00%	0.00%	20	1
57 REPUBLIKA SLOVENIJA 44 th issue	371,850	1,573	0	0	0.00%	0.00%	37	1
58 REPUBLIKA SLOVENIJA 23 rd issue	313,146	1,325	0	313,146	0.00%	0.00%	12	1
59 BANKA VIPA 4 th issue	311,504	1,317	0	311,504	0.00%	0.00%	10	3
60 SL_ZADR.KMET.BANKA	181,180	766	0	181,180	0.00%	0.00%	12	2
61 SL_ZADR.KMET.BANKA 3 rd issue	31,305	132	0	0	0.00%	0.00%	3	1
62 ABANKA 5 th issue	0	0	0	0	0.00%	0.00%	0	0
63 BANKA CELJE 5 th issue	0	0	0	0	0.00%	0.00%	0	0
64 BANKA CELJE 6 th issue, A series	0	0	0	0	0.00%	0.00%	0	0
65 BANKA CELJE 6 th issue, B series	0	0	0	0	0.00%	0.00%	0	0
66 BANKA CELJE 7 th issue	0	0	0	0	0.00%	0.00%	0	0
67 BANKA VIPA 2 nd issue	0	0	0	0	0.00%	0.00%	0	0
68 BANKA VIPA 6 th issue	0	0	0	0	0.00%	0.00%	0	0
69 BANKA VIPA 7 th issue	0	0	0	0	0.00%	0.00%	0	0
70 NLB 11 th issue	0	0	0	0	0.00%	0.00%	0	0
71 NLB 9 th issue	0	0	0	0	0.00%	0.00%	0	0
72 NOVA KBM 3 rd issue, A series	0	0	0	0	0.00%	0.00%	0	0
73 PROBANKA 2 nd issue	0	0	0	0	0.00%	0.00%	0	0
74 REPUBLIKA SLOVENIJA 36 th issue	0	0	0	0	0.00%	0.00%	0	0
75 REPUBLIKA SLOVENIJA 42 nd issue	0	0	0	0	0.00%	0.00%	0	0
76 SKB OBVEZNICE 4 th issue, B series	0	0	0	0	0.00%	0.00%	0	0
Total official market	24,810,762,689	104,938,972	13,531,309,052	1,937,621,760	100.00%	-	2,647,988	11,906

C2) TURNOVER BY SECURITIES ON FREE MARKET IN DECEMBER 2003

1. Shares (1)

Issue	Total (in SIT)	Total (in EUR)	Block trades (in SIT)	Cross trades (in SIT)	Share in total turnover on free market	Share in turnover of shares	Volume in pieces	Number of bargains
Total shares	6,369,766,697	26,936,344	2,868,909,889	1,763,084,408	36.56%	100.00%	3,666,317	8,634
Total common shares	6,356,743,413	26,881,269	2,868,909,889	1,759,397,701	36.48%	99.80%	3,663,920	8,475
1 KD GROUP	1,527,864,510	6,459,033	584,411,220	898,630,290	8.77%	23.99%	19,246	35
2 MIP	832,733,341	3,519,696	807,446,100	4,255,097	4.78%	13.07%	339,792	93
3 ZVON ENA HOLDING	629,529,207	2,662,777	120,129,600	264,863,625	3.61%	9.88%	341,060	1,212
4 MAKSIMA HOLDING	562,432,831	2,380,573	475,081,665	18,247,264	3.23%	8.83%	427,012	630
5 ZLATA MONETA II	444,787,142	1,880,791	391,928,181	7,010,502	2.55%	6.98%	867,775	373
6 INFOND HOLDING	299,230,343	1,265,796	0	84,069,878	1.72%	4.70%	304,944	996
7 HELIOS, DOMŽALE	193,706,095	819,180	42,673,611	15,519,770	1.11%	3.04%	1,489	44
8 DZS	146,066,823	618,001	0	129,693,700	0.84%	2.29%	32,142	27
9 KD Naložbe	146,045,149	617,452	61,787,014	8,772,098	0.84%	2.29%	265,202	607
10 GOZDNO GOSPODARSTVO BLEJ	136,066,373	575,176	121,600,000	6,939,130	0.78%	2.14%	85,196	21
11 NAMA	131,958,250	558,280	106,327,818	0	0.76%	2.07%	94,342	10
12 VIZIJA HOLDING	127,470,819	538,815	124,073,600	1,639,269	0.73%	2.00%	182,472	45
13 VIPA HOLDING	123,022,520	520,202	0	101,457,293	0.71%	1.93%	118,037	718
14 CINKARNA CELJE	114,712,221	485,305	0	4,344,900	0.66%	1.80%	4,123	82
15 LESNINA	113,657,115	480,604	0	18,508,017	0.65%	1.78%	623	104
16 BELINKA	100,041,231	423,300	0	8,285,157	0.57%	1.57%	19,254	42
17 JUTEKS	94,209,398	398,398	0	26,464,245	0.54%	1.48%	3,372	73
18 NFD HOLDING	77,894,439	329,347	0	17,058,884	0.45%	1.22%	116,662	654
19 KD HOLDING	69,775,944	295,123	0	5,579,534	0.40%	1.10%	8,653	448
20 AKTIVA INVEST	54,083,550	228,745	0	9,080,630	0.31%	0.85%	2,202	422
21 POM-INVEST	53,091,444	224,445	33,451,080	1,470,880	0.30%	0.83%	67,632	171
22 TRIGLAV, FINANČNA DRUŽBA	50,482,084	213,503	0	16,449,785	0.29%	0.79%	41,640	650
23 JAVOR PIVKA	42,029,508	177,791	0	41,339,769	0.24%	0.66%	59,343	9
24 UPIMO GROUP	32,471,840	137,337	0	32,240,000	0.19%	0.51%	52,822	10
25 FINIRA	26,301,472	111,226	0	1,423,951	0.15%	0.41%	72,639	90
26 PLAMA - PUR	25,290,057	106,911	0	247,863	0.15%	0.40%	9,003	15
27 LIP BLEJ	16,949,183	71,699	0	1,267,110	0.10%	0.27%	19,269	45
28 TEKSTINA	16,716,924	70,738	0	1,758,819	0.10%	0.26%	23,214	26
29 CETIS	13,033,145	55,087	0	988,000	0.07%	0.20%	383	21
30 ETRA 33	11,668,100	49,336	0	1,228,000	0.07%	0.18%	151	27
31 PINUS TKI	10,628,400	44,920	0	0	0.06%	0.17%	360	2
32 ALPETOUR POTOVALNA AGENCIJA	9,545,791	40,380	0	8,208,011	0.05%	0.15%	3,923	29
33 TOSAMA	9,272,286	39,219	0	1,320,652	0.05%	0.15%	666	48
34 SATURNUS EMBALAŽA	8,211,249	34,730	0	236,880	0.05%	0.13%	212	21
35 JATA EMONA	7,690,450	32,544	0	331,200	0.04%	0.12%	7,408	25
36 MODRA LINIJA HOLDING	7,180,632	30,371	0	2,906,173	0.04%	0.11%	8,247	114
37 MEDALJON	6,087,325	25,753	0	1,270,350	0.03%	0.10%	2,989	21
38 FRUCTAL	5,851,611	24,754	0	2,349,598	0.03%	0.09%	2,353	29
39 LIV POSTOJNA	5,679,194	24,025	0	588,042	0.03%	0.09%	404	14
40 JADRAN	5,669,650	23,969	0	1,940,000	0.03%	0.09%	1,169	6
41 MITOL SEŽANA	5,076,000	21,478	0	0	0.03%	0.08%	1,269	2
42 GORENJSKI TISK	4,768,115	20,178	0	0	0.03%	0.07%	1,252	8
43 SLOVENIJALES	4,669,229	19,748	0	0	0.03%	0.07%	343	23
44 FOND INVEST	4,474,251	18,920	0	390,648	0.03%	0.07%	3,231	78
45 RTC KRVAVEC	3,497,450	14,781	0	0	0.02%	0.05%	940	5
46 CREINA	3,291,202	13,920	0	3,291,202	0.02%	0.05%	599	4
47 VELANA	3,232,139	13,671	0	486,113	0.02%	0.05%	4,217	20
48 AKTIVA AVANT	2,816,788	11,915	0	164,564	0.02%	0.04%	7,150	54
49 KRONA HOLDING	2,594,148	10,973	0	684,283	0.01%	0.04%	5,517	23
50 KLASJE CELJE	2,412,730	10,206	0	103,165	0.01%	0.04%	5,263	17
51 EGOLES	2,386,457	10,088	0	1,944,056	0.01%	0.04%	4,068	10
52 INLES	2,014,450	8,527	0	0	0.01%	0.03%	3,103	7
53 SWATY	1,950,006	8,243	0	741,006	0.01%	0.03%	150	4
54 GRAND HOTEL UNION	1,907,529	8,069	0	717,529	0.01%	0.03%	763	6
55 MARINA PORTOROŽ	1,715,494	7,253	0	98,989	0.01%	0.03%	192	5
56 MELAMIN	1,684,465	7,126	0	267,865	0.01%	0.03%	377	6
57 AGROKOMBINAT MARIBOR	1,600,019	6,766	0	0	0.01%	0.03%	1,432	18
58 LESNINA EMMI	1,413,288	5,979	0	450,914	0.01%	0.02%	1,724	16
59 HOTELI PALACE	1,364,271	5,769	0	267,251	0.01%	0.02%	881	15
60 OLJARICA, KRANJ	1,339,920	5,663	0	150,300	0.01%	0.02%	225	4
61 NIKO	1,311,000	5,546	0	0	0.01%	0.02%	57	1
62 GEA TOVARNA OLJA	1,120,170	4,739	0	0	0.01%	0.02%	839	8
63 MEDVEŠEK PUŠNIK	992,500	4,201	0	684,000	0.01%	0.02%	51	5
64 TOVARNA SLADKORJA ORMOŽ	980,876	4,148	0	0	0.01%	0.02%	135	7
65 ŽITO INTES	954,843	4,036	0	0	0.01%	0.01%	3,114	9
66 MURALES	951,572	4,024	0	0	0.01%	0.01%	551	4
67 ELMO	908,600	3,842	0	392,700	0.01%	0.01%	1,298	3
68 LIZ INŽENIRING	878,700	3,717	0	0	0.01%	0.01%	606	5
69 INTERTRADE ITS	831,000	3,516	0	0	0.00%	0.01%	831	8
70 COLOR	816,594	3,453	0	62,100	0.00%	0.01%	359	15

1. Shares (2)

	Issue	Total (in SIT)	Total (in EUR)	Block trades (in SIT)	Cross trades (in SIT)	Share in total turnover on free market	Share in turnover of shares	Volume in pieces	Number of bargains
71	CERTIUS INVEST	618,133	2,614	0	253,674	0.00%	0.01%	1,373	11
72	TERME DOBRNA	495,600	2,096	0	0	0.00%	0.01%	309	6
73	KS2 NALOŽBE	403,431	1,705	0	0	0.00%	0.01%	1,068	12
74	HIDROTEHNIK	285,700	1,208	0	0	0.00%	0.00%	166	4
75	GRADIS, GP LJUBLJANA	250,575	1,059	0	0	0.00%	0.00%	352	2
76	KOMPAS HOTELI	250,000	1,057	0	150,000	0.00%	0.00%	50	2
77	UNITAS, LJUBLJANA	247,520	1,047	0	0	0.00%	0.00%	131	3
78	DANA	186,599	790	0	0	0.00%	0.00%	133	3
79	ZDRAVILIŠČE ROGAŠKA	145,672	616	0	0	0.00%	0.00%	980	4
80	UNIT-AS LJUBLJANA	120,000	507	0	0	0.00%	0.00%	80	1
81	MK TISKARNA	105,000	444	0	0	0.00%	0.00%	84	2
82	GEA COLLEGE	102,195	432	0	65,598	0.00%	0.00%	90	2
83	SVILANIT KAMNIK	101,990	431	0	0	0.00%	0.00%	97	2
84	AVTOPREVOZNIŠTVO IN SERVISI	94,100	398	0	30,049	0.00%	0.00%	606	9
85	AVTO CELJE	89,892	380	0	0	0.00%	0.00%	66	2
86	IMP KLIMAT	72,944	309	0	0	0.00%	0.00%	53	1
87	IMP ČRPALKE LJUBLJANA	50,339	213	0	17,329	0.00%	0.00%	61	7
88	INTEGRAL JESENICE	18,000	76	0	0	0.00%	0.00%	9	1
89	SVILA	14,271	60	0	0	0.00%	0.00%	250	2
90	GORIŠKE OPEKARNE	0	0	0	0	0.00%	0.00%	0	0
91	CAPITA	0	0	0	0	0.00%	0.00%	0	0
92	KOŠAKI TMI	0	0	0	0	0.00%	0.00%	0	0
93	ZRC	0	0	0	0	0.00%	0.00%	0	0
94	ŽELEZARNA RAVNE - MONTER DRAVOGRAD	0	0	0	0	0.00%	0.00%	0	0
95	INTERTRADE ITA	0	0	0	0	0.00%	0.00%	0	0
96	SIJAJ HRASTNIK	0	0	0	0	0.00%	0.00%	0	0
97	INTARA	0	0	0	0	0.00%	0.00%	0	0
98	KS4 NALOŽBE	0	0	0	0	0.00%	0.00%	0	0
99	SAVINJA MOZIRJE	0	0	0	0	0.00%	0.00%	0	0
100	JELEN GOSTINSKO PODJETJE	0	0	0	0	0.00%	0.00%	0	0
	Preferred shares	13,023,284	55,075	0	3,686,707	0.07%	0.20%	2,397	159
1	KD HOLDING	13,023,284	55,075	0	3,686,707	0.07%	0.20%	2,397	159
2	ZDRAVILIŠČE ROGAŠKA	0	0	0	0	0.00%	0.00%	0	0

2. Bonds

Issue	Total (in SIT)	Total (in EUR)	Block trades (in SIT)	Cross trades (in SIT)	Share in total turnover on free market	Share in turnover of bonds	Volume in pieces	Number of bargains
Total bonds	2,150,263,378	9,091,950	1,027,050,048	483,400,426	12.34%	100.00%	171,896	511
1 SLOV. ODŠKODNINSKA DRUŽBA 2 nd issue	2,094,244,946	8,855,082	1,027,050,048	435,404,567	12.02%	97.39%	168,153	495
2 KD INVESTMENTS 1 st issue	40,093,713	169,532	0	40,093,713	0.23%	1.86%	3,040	4
3 PROBANKA 6 th issue	7,887,984	33,330	0	0	0.05%	0.37%	330	1
4 POŠTNA BANKA SLOVENIJE 3 rd issue	3,184,049	13,478	0	3,184,049	0.02%	0.15%	30	1
5 PROBANKA 5 th issue	2,482,117	10,500	0	2,482,117	0.01%	0.12%	105	2
6 PROBANKA 4 th issue	1,959,293	8,290	0	1,959,293	0.01%	0.09%	100	3
7 STANOVANJSKI SKLAD 3 rd issue	276,687	1,169	0	276,687	0.00%	0.01%	3	3
8 NAMA 1 st issue	134,589	569	0	0	0.00%	0.01%	135	2
9 AUTOCOMMERCE 1 st issue	0	0	0	0	0.00%	0.00%	0	0
10 BANKA KOPER 3 rd issue	0	0	0	0	0.00%	0.00%	0	0
11 BANKA KOPER 4 th issue	0	0	0	0	0.00%	0.00%	0	0
12 BANKA VIPA 1 st issue	0	0	0	0	0.00%	0.00%	0	0
13 NLB 7 th issue	0	0	0	0	0.00%	0.00%	0	0
14 NLB 8 th issue	0	0	0	0	0.00%	0.00%	0	0
15 POŠTNA BANKA SLOVENIJE 2 nd issue	0	0	0	0	0.00%	0.00%	0	0
16 POTEZA, BPD 2 nd issue	0	0	0	0	0.00%	0.00%	0	0
17 SIP STROJNA INDUSTRIJA 1 st issue, A series	0	0	0	0	0.00%	0.00%	0	0
18 SIP STROJNA INDUSTRIJA 1 st issue, B series	0	0	0	0	0.00%	0.00%	0	0
19 UBK KONVERTIBILNE	0	0	0	0	0.00%	0.00%	0	0
Total free market (shares and bonds)	8,520,030,075	36,028,294	3,895,959,937	2,246,484,834	48.90%	-	3,838,213	9,145

3. Investment funds

Issue	Total (in SIT)	Total (in EUR)	Block trades (in SIT)	Cross trades (in SIT)	Share in total turnover on free market	Share in turnover of investment funds	Volume in pieces	Number of bargains
Total investment funds	8,903,239,393	37,657,838	5,483,096,108	574,609,225	51.10%	100.00%	58,520,607	13,224
1 Closed-end funds	6,519,144,272	27,575,748	3,997,395,052	378,922,585	37.42%	73.22%	23,801,619	7,715
2 Authorised closed-end funds	2,384,095,121	10,082,090	1,485,701,056	195,686,640	13.68%	26.78%	34,718,988	5,509

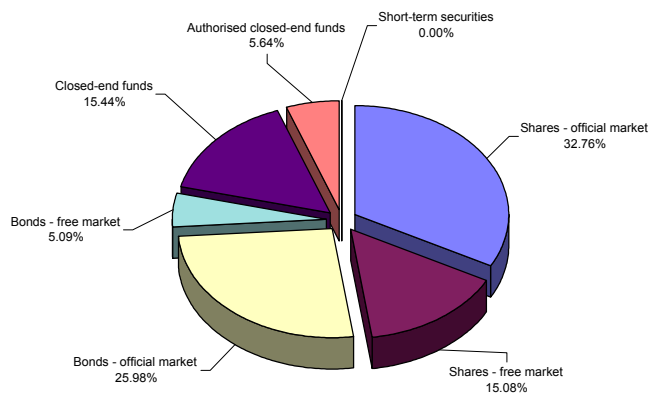
3.1. Closed-end funds

Issue	Total (in SIT)	Total (in EUR)	Block trades (in SIT)	Cross trades (in SIT)	Share in total turnover on free market	Share in turnover of closed-end funds	Volume in pieces	Number of bargains
Total closed-end funds	6,519,144,272	27,575,748	3,997,395,052	378,922,585	37.42%	100.00%	23,801,619	7,715
1 ZLATA MONETA I, ID	1,985,302,454	8,396,460	1,597,264,034	45,551,415	11.39%	30.45%	10,519,241	638
2 ID MAKSIMA	1,259,050,217	5,328,600	1,056,126,600	33,219,771	7.23%	19.31%	973,787	826
3 TRIGLAV STEBER I, ID	1,083,320,400	4,581,593	529,384,410	91,694,644	6.22%	16.62%	4,326,178	1,066
4 NFD 1, INVESTICIJSKI SKLAD	1,046,013,400	4,424,835	649,999,932	36,696,895	6.00%	16.05%	4,443,398	1,060
5 KD ID	520,096,889	2,199,211	164,620,076	55,932,698	2.99%	7.98%	3,228,151	997
6 INFOND ID	373,732,486	1,580,843	0	72,336,076	2.15%	5.73%	183,479	1,179
7 ZVON ENA ID	166,670,361	704,954	0	4,501,602	0.96%	2.56%	75,047	1,163
8 VIPA INVEST	84,958,065	359,252	0	38,989,484	0.49%	1.30%	52,338	786

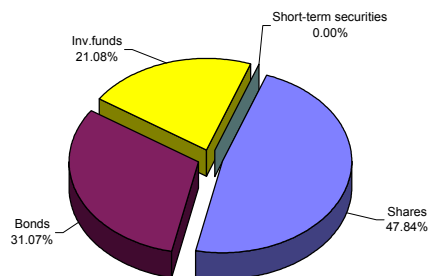
3.2. Authorised closed-end funds

Issue	Total (in SIT)	Total (in EUR)	Block trades (in SIT)	Cross trades (in SIT)	Share in total turnover on free market	Share in turnover of auth. closed-end funds	Volume in pieces	Number of bargains
Total authorised closed-end funds	2,384,095,121	10,082,090	1,485,701,056	195,686,640	13.68%	100.00%	34,718,988	5,509
1 KRONA SENIOR	974,615,610	4,120,710	763,578,285	26,842,371	13.68%	40.88%	14,337,654	563
2 ATENA PID	466,465,322	1,972,557	416,952,250	8,559,439	5.59%	19.57%	6,431,672	379
3 PID ZVON DVA	284,054,243	1,201,809	112,000,000	58,312,943	2.68%	11.91%	5,321,134	1,073
4 POMURSKA INVESTICIJSKA DRUŽBA 1	222,162,910	939,693	102,240,444	18,294,178	1.63%	9.32%	839,278	224
5 INFOND PID	95,275,761	403,070	0	31,088,074	1.28%	4.00%	1,257,026	989
6 VIZIJA I, PID	93,541,800	395,399	90,930,097	1,301,813	0.55%	3.92%	1,697,730	43
7 MERCATA PID	47,545,058	201,090	0	2,390,388	0.54%	1.99%	1,104,435	141
8 PID MAKSIMA	41,933,492	177,366	0	3,954,782	0.27%	1.76%	926,822	633
9 TRIGLAV STEBER, PID	38,356,078	162,231	0	12,686,560	0.27%	1.61%	899,598	631
10 MODRA LINIJA PID	32,571,983	137,744	0	20,953,875	0.22%	1.37%	175,108	137
11 ARKADA ENA, PID	30,197,197	127,703	0	4,425,729	0.19%	1.27%	331,475	196
12 KS-sklad 2, POOBLAŠČENA INV. DRUŽBA	13,564,138	57,410	0	141,764	0.17%	0.57%	311,515	9
13 POOBLAŠČENA POMURSKA INV. DRUŽBA	13,374,120	56,576	0	1,075,264	0.08%	0.56%	316,477	164
14 MERCATA 1 PID	9,426,240	39,854	0	786,418	0.08%	0.40%	222,129	128
15 TRDNJAVA, PID	8,907,146	37,682	0	4,125,420	0.05%	0.37%	207,203	47
16 SETEV, PID	5,406,262	22,866	0	365,701	0.05%	0.23%	152,119	52
17 NIKA, PID	3,938,670	16,657	0	312,764	0.03%	0.17%	103,047	55
18 NIKA, PID 2	1,645,479	6,961	0	50,976	0.02%	0.07%	56,372	31
19 KS - SKLAD 4	770,936	3,263	0	18,181	0.01%	0.03%	20,034	10
20 TRDNJAVA I, PID	342,676	1,449	0	0	0.00%	0.01%	8,160	4
21 NFD 2 PID	0	0	0	0	0.00%	0.00%	0	0
22 CAPINVEST 2, PID	0	0	0	0	0.00%	0.00%	0	0
Short-term securities	0	0	0	0	0.00%	-	0	0
Total free market	17,423,269,468	73,686,132	9,379,056,045	2,821,094,059	100.00%	-	62,358,820	22,369
Total turnover in December 2003	42,234,032,157	178,625,104	22,910,365,097	4,758,715,819	-	-	65,006,808	34,275

Structure of turnover by securities in December 2003



Structure of turnover by securities - all markets - December 2003



C3) TURNOVER BY SECURITIES ON OFFICIAL MARKET IN YEAR 2003

1. Shares

Issue	Total (in SIT)	Total (in EUR)	Block trades (in SIT)	Cross trades (in SIT)	Share in total turnover on official market	Share in turnover of shares	Volume in pieces	Number of bargains
Total shares	107,677,386,995	460,172,133	36,682,091,062	11,083,169,949	50.12%	100.00%	9,952,006	75,267
Common shares	107,133,408,225	457,838,132	36,171,681,282	11,068,070,877	49.87%	99.49%	9,855,729	75,174
1 KRKA	25,810,541,230	110,373,528	9,827,609,616	1,753,925,033	12.01%	23.97%	587,292	16,048
2 PETROL	13,246,854,278	56,521,383	2,892,768,280	1,491,962,537	6.17%	12.30%	297,606	10,171
3 MERCATOR	12,239,740,687	52,236,379	3,110,263,100	1,938,744,729	5.70%	11.37%	458,918	7,994
4 GORENJE	8,913,999,997	38,038,063	2,793,978,532	917,058,499	4.15%	8.28%	1,996,712	8,313
5 PIVOVARNA LAŠKO	8,460,356,036	36,088,700	3,743,093,034	664,418,370	3.94%	7.86%	1,264,948	4,111
6 KOLINSKA	5,586,172,058	23,964,794	2,667,318,500	615,213,341	2.60%	5.19%	1,012,697	1,923
7 LUKA KOPER	4,465,160,559	19,052,752	632,403,000	601,015,254	2.08%	4.15%	808,840	4,425
8 INTEREUROPA	3,758,074,956	16,028,997	769,715,166	435,358,871	1.75%	3.49%	707,786	2,780
9 MERKUR	2,929,439,120	12,525,450	1,055,141,580	137,428,699	1.36%	2.72%	127,344	1,892
10 TERME ČATEŽ	2,926,131,551	12,524,671	2,303,651,900	30,901,608	1.36%	2.72%	102,515	685
11 ISTRABENZ	2,741,491,419	11,672,641	489,635,002	332,495,114	1.28%	2.55%	319,337	3,476
12 PIVOVARNA UNION	2,625,644,468	11,382,936	2,479,473,000	24,328,086	1.22%	2.44%	28,356	213
13 SAVA	2,230,766,033	9,535,475	651,291,470	421,205,189	1.04%	2.07%	85,850	2,546
14 DELO	1,860,766,774	7,986,939	923,291,700	71,269,184	0.87%	1.73%	71,322	612
15 DROGA	1,695,744,207	7,256,622	142,062,842	482,580,226	0.79%	1.57%	20,477	685
16 ŽITO	1,165,545,896	4,981,403	163,053,280	337,670,783	0.54%	1.08%	34,468	1,871
17 TERME 3000	972,317,223	4,135,318	31,050,000	97,186,715	0.45%	0.90%	473,763	1,561
18 DELO PRODAJA	958,176,426	4,103,578	564,988,000	54,498,983	0.45%	0.89%	136,937	350
19 SALUS, LJUBLJANA	901,988,386	3,852,615	80,608,800	114,634,947	0.42%	0.84%	8,985	436
20 ŽIVILA KRANJ	799,631,824	3,418,216	186,931,368	87,368,255	0.37%	0.74%	51,787	1,263
21 EMONA OBALA KOPER	646,872,594	2,761,925	336,677,112	179,295,911	0.30%	0.60%	373,204	327
22 KOMPAS MTS	480,333,773	2,058,250	108,540,600	31,449,273	0.22%	0.45%	398,572	713
23 MLINOTEST	373,843,467	1,596,045	218,135,400	26,259,219	0.17%	0.35%	189,343	377
24 ETOL	327,121,034	1,393,115	0	58,986,318	0.15%	0.30%	7,655	339
25 AERODROM LJUBLJANA	308,403,158	1,315,275	0	36,787,654	0.14%	0.29%	57,732	533
26 COMET	237,086,537	1,013,288	0	67,831,331	0.11%	0.22%	73,060	247
27 RADENSKA	166,166,323	710,519	0	22,079,167	0.08%	0.15%	108,544	723
28 GPG	155,041,053	662,323	0	8,483,124	0.07%	0.14%	26,693	262
29 LEK REDNE - RAZRED A	59,415,000	257,698	0	2,975,000	0.03%	0.06%	699	44
30 GEODETSKI ZAVOD SLOVENIJE	37,320,171	160,171	0	9,882,032	0.02%	0.03%	18,346	116
31 BANKA KOPER	33,466,484	144,079	0	7,304,041	0.02%	0.03%	614	97
32 TEHNOUNION	16,037,660	68,926	0	3,770,524	0.01%	0.01%	1,314	33
33 NIKA	3,757,843	16,058	0	3,702,861	0.00%	0.00%	4,013	18
Preferred shares	543,978,770	2,334,001	510,409,780	15,099,072	0.25%	0.51%	96,277	93
1 PROBANKA	542,703,770	2,328,475	510,409,780	15,099,072	0.25%	0.50%	96,262	91
2 LEK PREDNOSTNE - RAZRED B	1,275,000	5,526	0	0	0.00%	0.00%	15	2
3 VIPA BANKA PREDNOSTNE	0	0	0	0	0.00%	0.00%	0	0

2. Bonds

Issue	Total (in SIT)	Total (in EUR)	Block trades (in SIT)	Cross trades (in SIT)	Share in total turnover on official market	Share in turnover of bonds	Volume in pieces	Number of bargains
Total bonds	107,168,508,274	458,899,905	84,727,672,558	10,944,952,713	49.88%	100.00%	16,647,660	24,043
1 REPUBLIKA SLOVENIJA 53 rd issue	15,177,950,851	64,779,748	13,595,832,825	980,846,802	7.06%	14.16%	629,895	814
2 REPUBLIKA SLOVENIJA 39 th issue	10,113,037,730	43,402,492	917,790,326	2,799,392,036	4.71%	9.44%	10,605,622	18,706
3 REPUBLIKA SLOVENIJA 50 th issue	7,130,471,968	30,410,519	6,539,557,618	387,910,088	3.32%	6.65%	299,663	208
4 REPUBLIKA SLOVENIJA 38 th issue	6,799,472,972	29,250,610	5,869,814,493	497,143,069	3.16%	6.34%	268,678	329
5 REPUBLIKA SLOVENIJA 54 th issue	5,776,975,822	24,477,878	5,170,628,846	436,519,980	2.69%	5.39%	572,332	225
6 REPUBLIKA SLOVENIJA 48 th issue	5,503,077,163	23,726,868	4,853,298,049	442,149,345	2.56%	5.13%	236,413	177
7 REPUBLIKA SLOVENIJA 51 st issue	4,382,701,396	18,729,770	4,101,556,450	186,451,523	2.04%	4.09%	427,336	75
8 REPUBLIKA SLOVENIJA 41 st issue	4,201,514,015	18,051,093	3,788,301,985	157,532,380	1.96%	3.92%	400,817	70
9 REPUBLIKA SLOVENIJA 35 th issue	3,543,387,917	15,300,599	2,796,105,775	389,675,296	1.65%	3.31%	336,456	74
10 REPUBLIKA SLOVENIJA 26 th issue	3,471,000,600	14,899,095	3,052,938,183	196,266,845	1.62%	3.24%	142,440	257
11 REPUBLIKA SLOVENIJA 27 th issue	2,958,552,131	12,708,617	2,760,217,086	149,388,615	1.38%	2.76%	272,736	159
12 REPUBLIKA SLOVENIJA 29 th issue	2,914,259,828	12,497,107	2,440,244,298	314,538,847	1.36%	2.72%	119,149	297
13 REPUBLIKA SLOVENIJA 52 nd issue	2,891,466,912	12,341,455	2,620,098,115	245,185,252	1.35%	2.70%	285,912	83
14 REPUBLIKA SLOVENIJA 40 th issue	2,176,620,854	9,256,485	1,834,314,460	195,412,267	1.01%	2.03%	206,532	104
15 REPUBLIKA SLOVENIJA 21 st issue	2,075,319,258	8,830,606	1,552,661,318	284,956,976	0.97%	1.94%	241,435	167
16 REPUBLIKA SLOVENIJA 28 th issue	1,908,493,080	8,222,921	1,524,958,408	223,912,017	0.89%	1.78%	184,122	210
17 NFO INVESTICIJSKO SVETOVANJE	1,721,920,509	7,400,155	1,488,635,253	165,998,207	0.80%	1.61%	8,804	32
18 REPUBLIKA SLOVENIJA 33 rd issue	1,661,111,695	7,108,316	1,406,221,400	76,963,904	0.77%	1.55%	11,325	35
19 REPUBLIKA SLOVENIJA 32 nd issue	1,633,260,147	7,008,067	1,428,304,698	129,845,431	0.76%	1.52%	66,419	263
20 REPUBLIKA SLOVENIJA 37 th issue	1,604,847,244	6,871,979	1,413,775,000	126,213,394	0.75%	1.50%	154,612	45
21 REPUBLIKA SLOVENIJA 34 th issue	1,601,169,620	6,859,888	1,556,037,900	37,438,220	0.75%	1.49%	153,677	25
22 REPUBLIKA SLOVENIJA 14 th issue	1,519,084,294	6,579,872	1,503,112,876	8,908,616	0.71%	1.42%	144,253	17
23 REPUBLIKA SLOVENIJA 43 rd issue	1,445,943,743	6,195,979	1,071,512,875	244,751,773	0.67%	1.35%	141,053	112
24 ABANKA 6 th issue	1,312,554,399	5,635,798	1,296,994,849	11,433,276	0.61%	1.22%	55,661	16
25 NLB 13 th issue	1,217,370,200	5,149,735	1,170,417,200	1,060,000	0.57%	1.14%	11,821	17
26 REPUBLIKA SLOVENIJA 36 th issue	1,090,572,862	4,661,086	1,015,181,650	56,852,067	0.51%	1.02%	105,830	27
27 REPUBLIKA SLOVENIJA 42 nd issue	1,081,540,845	4,647,194	1,012,883,059	51,607,786	0.50%	1.01%	104,884	27
28 STANOVANJSKI SKLAD RS 2 nd issue	919,148,155	3,980,558	719,768,923	192,593,668	0.43%	0.86%	8,938	81
29 ABANKA 5 th issue	873,322,348	3,758,223	637,339,084	139,231,110	0.41%	0.81%	36,536	27
30 REPUBLIKA SLOVENIJA 18 th issue	745,186,896	3,192,072	624,147,020	116,535,308	0.35%	0.70%	30,197	79
31 REPUBLIKA SLOVENIJA 25 th issue	744,741,844	3,211,108	668,127,500	66,358,092	0.35%	0.69%	71,557	53
32 REPUBLIKA SLOVENIJA 45 th issue	567,784,019	2,402,349	427,326,800	139,909,139	0.26%	0.53%	53,958	124
33 NLB 10 th issue	554,411,150	2,356,224	364,308,400	179,596,750	0.26%	0.52%	5,409	25
34 NLB 3 rd issue	472,645,037	1,999,531	464,503,587	8,141,449	0.22%	0.44%	1,934	10
35 REPUBLIKA SLOVENIJA 31 st issue	416,039,564	1,780,284	355,005,800	39,373,764	0.19%	0.39%	38,447	29
36 SL_ZADR_KMET_BANKA 3 rd issue	413,363,774	1,785,029	399,087,134	14,135,455	0.19%	0.39%	38,375	10
37 ABANKA 3 rd issue	375,795,024	1,614,611	161,414,589	23,173,984	0.17%	0.35%	16,095	46
38 SLOVENSKA RAZVOJNA DRUŽBA	346,927,161	1,482,865	0	233,046,954	0.16%	0.32%	2,911	169
39 NLB 2 nd issue, A series	331,458,360	1,413,547	138,397,213	155,874,985	0.15%	0.31%	2,412	63
40 BANKA ZASAVJE 2 nd issue	328,902,733	1,396,984	317,396,227	9,253,214	0.15%	0.31%	5,352	14
41 NOVA KBM 3 rd issue, B series	298,262,366	1,263,965	298,262,366	0	0.14%	0.28%	2,400	2
42 NLB 2 nd issue, B series	280,695,094	1,194,713	118,482,595	160,888,774	0.13%	0.26%	2,357	29
43 REPUBLIKA SLOVENIJA 10 th issue	241,637,317	1,040,709	212,101,089	19,850,028	0.11%	0.23%	30,801	57
44 REPUBLIKA SLOVENIJA 13 th issue	238,973,282	1,024,489	196,038,348	20,276,335	0.11%	0.22%	1,979	26
45 ABANKA 4 th issue	237,441,124	1,016,977	143,350,600	51,782,731	0.11%	0.22%	9,916	67
46 NOVA KBM 2 nd issue	233,591,444	989,228	216,395,235	17,196,208	0.11%	0.22%	1,905	3
47 BTC HIPOTEKARNE	202,839,045	866,632	37,896,776	125,745,611	0.09%	0.19%	8,196	27
48 BTC 2 nd issue	194,257,588	826,983	43,299,978	27,134,337	0.09%	0.18%	22,554	66
49 BANKA VIPA 6 th issue	135,628,051	577,640	0	28,103,659	0.06%	0.13%	3,693	8
50 REPUBLIKA SLOVENIJA 22 nd issue	134,188,548	579,422	102,084,500	21,182,298	0.06%	0.13%	13,115	34
51 REPUBLIKA SLOVENIJA 24 th issue	113,338,957	488,500	72,631,350	21,603,537	0.05%	0.11%	11,270	49
52 NLB 11 th issue	105,571,987	452,000	0	105,571,987	0.05%	0.10%	452	3
53 REPUBLIKA SLOVENIJA 49 th issue	102,709,055	439,661	0	37,233,232	0.05%	0.10%	1,135	131
54 REPUBLIKA SLOVENIJA 17 th issue	97,977,160	419,647	40,882,360	57,043,300	0.05%	0.09%	9,513	33
55 REPUBLIKA SLOVENIJA 20 th issue	94,420,056	404,306	0	14,245,640	0.04%	0.09%	9,410	34
56 SKB BANKA 4 th issue, A series	91,976,040	391,914	78,000,000	13,976,040	0.04%	0.09%	885	8
57 BANKA CELJE 4 th issue	88,683,286	377,196	49,513,088	39,170,198	0.04%	0.08%	5,587	10
58 BANKA VIPA 4 th issue	64,535,713	273,780	0	5,652,552	0.03%	0.06%	2,060	17
59 SL_ZADR_KMET_BANKA	62,030,700	268,300	60,517,001	1,513,698	0.03%	0.06%	2,205	8
60 REPUBLIKA SLOVENIJA 23 rd issue	28,616,741	121,994	0	1,451,900	0.01%	0.03%	1,154	8
61 BANKA VIPA 5 th issue	25,448,198	108,830	0	14,251,973	0.01%	0.02%	819	18
62 PROBANKA 2 nd issue	21,642,708	92,814	0	4,750,233	0.01%	0.02%	1,803	7
63 STANOVANJSKI SKLAD RS 1 st issue	12,812,407	54,934	0	11,772,891	0.01%	0.01%	1,762	17
64 REPUBLIKA SLOVENIJA 15 th issue, I series	11,991,909	51,864	0	0	0.01%	0.01%	62	8
65 REPUBLIKA SLOVENIJA 19 th issue	11,236,490	48,570	0	10,383,240	0.01%	0.01%	1,117	12
66 BANKA CELJE 3 rd issue	10,899,464	46,334	0	5,137,585	0.01%	0.01%	454	7
67 HOTELI BERNARDIN	10,109,423	43,021	0	3,955,774	0.00%	0.01%	103	11
68 BANKA VIPA 3 rd issue	4,118,825	17,583	0	1,949,614	0.00%	0.00%	164	10
69 BANKA VIPA 7 th issue	2,709,655	11,600	0	2,709,655	0.00%	0.00%	59	5
70 NOVA KBM 3 rd issue, A series	2,012,549	8,727	0	2,012,549	0.00%	0.00%	16	1
71 SKB BANKA 3 rd issue	1,050,459	4,528	0	500,835	0.00%	0.00%	70	5
72 NLB 9 th issue	832,000	3,532	0	832,000	0.00%	0.00%	8	1
73 PROBANKA 1 st issue	783,722	3,365	0	776,081	0.00%	0.00%	516	9
74 REPUBLIKA SLOVENIJA 44 th issue	741,850	3,153	0	370,000	0.00%	0.00%	74	2
75 NLB 12 th issue	515,000	2,178	0	0	0.00%	0.00%	5	1
76 ABANKA VIPA 7 th issue	477,607	2,020	0	0	0.00%	0.00%	20	1
77 BANKA VIPA 2 nd issue	350,334	1,499	0	350,334	0.00%	0.00%	23	7
78 BANKA CELJE 5 th issue	0	0	0	0	0.00%	0.00%	0	0
79 BANKA CELJE 6 th issue, A series	0	0	0	0	0.00%	0.00%	0	0
80 BANKA CELJE 6 th issue, B series	0	0	0	0	0.00%	0.00%	0	0
81 BANKA CELJE 7 th issue	0	0	0	0	0.00%	0.00%	0	0
82 NOVA KBM 1 st issue	0	0	0	0	0.00%	0.00%	0	0
83 REPUBLIKA SLOVENIJA 15 th issue, H series	0	0	0	0	0.00%	0.00%	0	0
84 REPUBLIKA SLOVENIJA 16 th issue	0	0	0	0	0.00%	0.00%	0	0
85 REPUBLIKA SLOVENIJA 4 th issue	0	0	0	0	0.00%	0.00%	0	0
86 REPUBLIKA SLOVENIJA 8 th issue	0	0	0	0	0.00%	0.00%	0	0
87 REPUBLIKA SLOVENIJA 8 th issue tax free bond	0	0	0	0	0.00%	0.00%	0	0
88 SKB BANKA 4 th issue, B series	0	0	0	0	0.00%	0.00%	0	0
Total official market	214,845,895,269	919,072,038	121,409,763,620	22,028,122,662	100.00%	-	26,599,666	99,310

C4) TURNOVER BY SECURITIES ON FREE MARKET IN YEAR 2003

1. Shares (1)

Issue	Total (in SIT)	Total (in EUR)	Block trades (in SIT)	Cross trades (in SIT)	Share in total turnover on free market	Share in turnover of shares	Volume in pieces	Number of bargains
Total shares	41,649,651,852	178,024,777	18,703,412,314	9,326,376,836	33.22%	100.00%	17,278,048	67,691
Total common shares	41,397,255,393	176,943,866	18,703,412,314	9,263,563,502	33.01%	99.39%	17,232,416	64,640
1 HELIOS, DOMŽALE	6,228,701,246	26,714,667	4,045,621,046	1,103,007,988	4.97%	14.95%	56,756	683
2 LESNINA	4,248,785,532	18,233,769	1,556,200,700	1,876,185,990	3.39%	10.20%	32,074	792
3 KD GROUP	3,545,233,227	15,085,037	2,350,075,959	1,003,401,273	2.83%	8.51%	56,420	241
4 INFOND HOLDING	3,286,766,343	14,035,589	577,385,705	760,927,561	2.62%	7.89%	4,021,917	12,072
5 GORENJSKI TISK	2,468,772,461	10,562,804	2,404,481,898	7,270,335	1.97%	5.93%	590,264	151
6 JUTEKS	2,017,040,266	8,637,367	633,699,703	505,786,484	1.61%	4.84%	92,252	1,089
7 MAKSIMA HOLDING	1,657,734,172	7,045,885	786,788,800	319,018,177	1.32%	3.98%	1,687,566	5,226
8 MIP	1,633,905,094	6,953,759	886,983,600	171,687,837	1.30%	3.92%	693,708	1,038
9 ZVON ENA HOLDING	1,341,258,251	5,677,942	280,208,475	334,500,799	1.07%	3.22%	751,310	1,923
10 TRIGLAV, FINANČNA DRUŽBA	1,283,251,245	5,477,182	682,638,223	210,066,060	1.02%	3.08%	1,352,799	7,491
11 AKTIVA INVEST	1,122,720,877	4,785,621	244,199,805	130,408,380	0.90%	2.70%	52,514	6,655
12 DZS	1,077,707,210	4,628,654	735,888,859	147,601,061	0.86%	2.59%	222,955	214
13 CINKARNA CELJE	1,065,484,669	4,554,332	393,162,015	143,405,757	0.85%	2.56%	47,224	766
14 BELINKA	708,919,349	3,026,807	65,878,130	176,594,571	0.57%	1.70%	176,366	410
15 ALPETOUR POTOVALNA AGENCIJA	645,621,972	2,761,490	0	625,600,099	0.51%	1.55%	269,704	247
16 SATURNUS EMBALAŽA	607,991,551	2,597,426	102,105,700	10,738,564	0.48%	1.46%	17,620	405
17 POM-INVEST	559,825,338	2,397,538	315,377,208	94,263,762	0.45%	1.34%	968,902	2,759
18 ZLATA MONETA II	479,927,524	2,029,642	391,928,181	10,219,030	0.38%	1.15%	935,607	693
19 KD HOLDING	467,768,810	1,999,984	0	102,080,000	0.37%	1.12%	71,727	4,886
20 MEDALJON	413,385,684	1,764,718	48,363,300	135,344,652	0.33%	0.99%	223,036	369
21 NAMA	403,711,625	1,727,005	157,181,418	197,832,620	0.32%	0.97%	259,838	70
22 MITOL SEŽANA	395,248,399	1,703,113	325,358,660	7,187,104	0.32%	0.95%	122,982	54
23 MODRA LINIJA HOLDING	357,099,661	1,536,162	157,312,856	81,052,861	0.28%	0.86%	388,716	2,143
24 TOSAMA	321,234,263	1,378,750	38,025,000	61,516,685	0.26%	0.77%	20,172	743
25 MELAMIN	277,354,695	1,178,906	212,031,000	16,535,835	0.22%	0.67%	60,470	161
26 GOZDNO GOSPODARSTVO BLEJ	257,885,109	1,096,166	155,600,425	51,671,185	0.21%	0.62%	170,446	191
27 HOTELI PALACE	249,505,910	1,077,200	209,039,550	14,230,078	0.20%	0.60%	130,491	206
28 ETRA 33	235,103,772	1,003,622	0	52,078,059	0.19%	0.56%	4,513	257
29 VIZIJA HOLDING	229,037,399	973,035	157,733,850	28,196,589	0.18%	0.55%	338,709	833
30 GRAND HOTEL UNION	226,467,103	975,324	151,200,000	15,797,276	0.18%	0.54%	78,102	149
31 KD Naložbe	223,832,422	946,999	61,787,014	11,395,368	0.18%	0.54%	406,435	1,146
32 SLOVENIJALES	222,227,995	947,348	69,985,435	19,706,465	0.18%	0.53%	21,030	438
33 LIP BLEJ	191,172,985	819,098	0	63,945,328	0.15%	0.46%	210,427	584
34 JATA EMONA	186,515,425	796,276	30,167,550	11,038,732	0.15%	0.45%	203,356	295
35 PINUS TKI	181,155,298	781,536	0	16,158,110	0.14%	0.43%	7,500	134
36 VIPA HOLDING	163,222,314	690,496	0	131,226,001	0.13%	0.39%	156,821	924
37 LIV POSTOJNA	147,998,033	633,012	0	19,197,969	0.12%	0.36%	9,647	236
38 JAVOR PIVKA	140,436,549	597,507	0	95,629,957	0.11%	0.34%	184,780	224
39 VELANA	122,403,755	523,874	0	12,193,972	0.10%	0.29%	192,944	418
40 KRUH-PECIVO REDNE	111,045,486	477,809	107,753,255	234,440	0.09%	0.27%	57,169	20
41 OLJARICA, KRANJ	97,850,618	423,751	78,048,000	15,265,800	0.08%	0.23%	11,117	27
42 SVILANT KAMNIK	91,365,389	394,853	90,032,112	760,900	0.07%	0.22%	64,947	14
43 AVTO CELJE	85,203,102	368,147	0	33,416,953	0.07%	0.20%	45,661	78
44 INTEGRAL JESENICE	80,739,614	346,845	0	24,704,180	0.06%	0.19%	43,086	181
45 PLAMA - PUR	78,605,277	335,078	0	7,249,694	0.06%	0.19%	26,748	165
46 NFD HOLDING	77,894,439	329,347	0	17,058,884	0.06%	0.19%	116,662	654
47 IMP KLIMAT	76,285,974	326,934	47,141,934	24,657,235	0.06%	0.18%	45,848	37
48 TEKSTINA	73,197,430	312,772	0	10,260,199	0.06%	0.18%	90,901	175
49 AKTIVA AVANT	72,981,062	309,699	54,287,100	2,115,891	0.06%	0.18%	190,849	424
50 FRUCTAL	71,582,169	306,403	0	13,483,490	0.06%	0.17%	28,828	299
51 KOMPAS HOTELI	67,271,072	288,021	59,687,848	1,499,000	0.05%	0.16%	9,624	38
52 AGROKOMBINAT MARIBOR	63,690,409	272,042	0	15,270,060	0.05%	0.15%	56,264	205
53 HIDROTEHNIK	63,289,846	270,508	0	9,570,403	0.05%	0.15%	34,120	119
54 CETIS	59,152,333	252,787	0	5,472,288	0.05%	0.14%	2,091	186
55 NIKO	58,559,421	251,629	0	24,402,336	0.05%	0.14%	2,577	89
56 FINIRA	56,707,741	241,413	0	4,050,850	0.05%	0.14%	160,697	882
57 TOVARNA SLADKORJA ORMOŽ	51,264,707	220,878	40,052,000	151,800	0.04%	0.12%	13,491	41
58 KRONA HOLDING	51,179,154	218,988	0	22,135,985	0.04%	0.12%	104,422	262
59 LESNINA EMMI	45,278,565	193,566	0	8,158,068	0.04%	0.11%	60,688	142
60 CREINA	43,788,225	186,487	0	42,997,319	0.03%	0.11%	9,021	48
61 CERTIUS INVEST	41,595,215	176,318	0	3,386,880	0.03%	0.10%	79,873	318
62 UPIMO GROUP	32,531,834	137,591	0	32,240,000	0.03%	0.08%	52,943	16
63 ELMO	32,341,920	137,607	0	25,370,630	0.03%	0.08%	47,817	56
64 JADRAN	31,214,752	133,087	0	11,125,558	0.02%	0.07%	6,354	47
65 GRAD PRESTRANEK	29,528,000	127,946	0	28,978,000	0.02%	0.07%	7,382	3
66 INTERTRADE ITS	27,901,396	119,887	0	1,001,548	0.02%	0.07%	23,767	168
67 INLES	27,827,905	119,071	0	12,057,505	0.02%	0.07%	48,704	83
68 COLOR	26,690,085	114,482	0	1,382,011	0.02%	0.06%	12,138	298
69 LIZ INŽENIRING	21,349,365	91,900	0	10,364,413	0.02%	0.05%	13,984	64
70 GEA TOVARNA OLJA	21,019,181	90,103	0	5,164,450	0.02%	0.05%	16,666	54

1. Shares (2)

Issue	Total (in SIT)	Total (in EUR)	Block trades (in SIT)	Cross trades (in SIT)	Share in total turnover on free market	Share in turnover of shares	Volume in pieces	Number of bargains
71 PULSAR HOLDING	20.599.869	89.337	0	19.047.192	0.02%	0.05%	34.954	24
72 KEMA PUCONCI	19.704.305	84.689	0	1.245.000	0.02%	0.05%	4.737	35
73 SVILA	16.896.130	73.161	0	15.195.090	0.01%	0.04%	195.288	33
74 FOND INVEST	16.372.490	69.835	0	1.791.678	0.01%	0.04%	13.336	825
75 MURALES	15.250.224	65.358	0	2.708.087	0.01%	0.04%	8.848	58
76 MEDVEŠEK PUŠNIK	14.898.105	63.790	0	2.248.600	0.01%	0.04%	816	76
77 MARINA PORTOROŽ	14.690.321	62.776	0	1.113.889	0.01%	0.04%	1.707	38
78 AVTOPREVOZNIŠTVO IN SERVISI	14.592.501	62.623	0	2.747.393	0.01%	0.04%	77.307	83
79 TUS KO-SI	12.794.680	54.855	0	10.137.700	0.01%	0.03%	7.015	50
80 SWATY	10.968.243	46.677	0	741.006	0.01%	0.03%	913	26
81 DANA	10.345.221	44.609	0	2.053.048	0.01%	0.02%	6.752	114
82 TERME DOBRNA	10.082.157	43.253	0	3.935.264	0.01%	0.02%	5.524	43
83 EGOLES	9.090.683	38.953	0	4.896.350	0.01%	0.02%	10.648	30
84 KLASJE CELJE	4.960.253	21.127	0	433.192	0.00%	0.01%	13.137	74
85 RTC KRVAVEC	4.829.839	20.494	0	14.994	0.00%	0.01%	2.201	32
86 IMP ČRPALKE LJUBLJANA	4.683.522	19.947	0	70.686	0.00%	0.01%	5.813	107
87 CAPITA	4.093.300	17.577	0	266.000	0.00%	0.01%	6.554	30
88 ZDRAVILIŠČE ROGAŠKA	4.026.233	17.158	0	2.041.861	0.00%	0.01%	29.171	80
89 GORIŠKE OPEKARNE	3.362.500	14.543	0	274.500	0.00%	0.01%	1.375	5
90 ŽITO INTES	2.679.369	11.444	0	138.424	0.00%	0.01%	8.522	73
91 SIJAJ HRASTNIK	2.467.887	10.516	0	0	0.00%	0.01%	1.724	27
92 ŽELEZARNA RAVNE - MONTER DRAVOGRAD	2.356.020	10.141	0	0	0.00%	0.01%	2.821	18
93 SATURNUS - AVTOOPREMA	2.236.865	9.658	0	0	0.00%	0.01%	466	8
94 ZRC	1.759.845	7.555	0	200.745	0.00%	0.00%	3.979	23
95 MLAJ	1.584.690	6.867	0	999.990	0.00%	0.00%	2.017	9
96 SIVENT	1.578.394	6.836	0	59.648	0.00%	0.00%	4.611	117
97 GOZDNO GOSPODARSTVO POSTOJNA	1.491.130	6.410	0	893.880	0.00%	0.00%	1.403	9
98 MK TISKARNA	1.437.214	6.158	0	112.000	0.00%	0.00%	871	24
99 UNITAS, LJUBLJANA	1.413.428	6.021	0	284.108	0.00%	0.00%	792	15
100 GRADIS, GP LJUBLJANA	1.366.648	5.634	0	420.000	0.00%	0.00%	2.494	9
101 KOŠAKI TMI	896.000	3.806	0	0	0.00%	0.00%	63	2
102 SAVINJA MOZIRJE	866.864	3.715	0	469.295	0.00%	0.00%	1.252	6
103 INTERTRADE ITA	582.048	2.514	0	203.742	0.00%	0.00%	60	4
104 KS2 NALOŽBE	403.431	1.705	0	0	0.00%	0.00%	1.068	12
105 GEA COLLEGE	264.067	1.131	0	66.898	0.00%	0.00%	1.463	8
106 UNIT-AS LJUBLJANA	133.698	567	0	13.698	0.00%	0.00%	89	2
107 INTARA	96.000	415	0	0	0.00%	0.00%	16	1
108 JELEN GOSTINSKO PODJETJE	56.000	240	0	56.000	0.00%	0.00%	70	1
109 VALKARTON REDNE	0	0	0	0	0.00%	0.00%	0	0
110 DADAS REDNE	0	0	0	0	0.00%	0.00%	0	0
111 KS4 NALOŽBE	0	0	0	0	0.00%	0.00%	0	0
112 RAZVOJNA DRUŽBA	0	0	0	0	0.00%	0.00%	0	0
113 C2 NALOŽBE	0	0	0	0	0.00%	0.00%	0	0
114 HIPOTEKARNA BANKA REDNE	0	0	0	0	0.00%	0.00%	0	0
Preferred shares	252.396.459	1.080.911	0	62.813.334	0.20%	0.61%	45.632	3.051
1 KD HOLDING	252.027.658	1.079.330	0	62.812.784	0.20%	0.61%	44.902	3.037
2 ZDRAVILIŠČE ROGAŠKA	368.801	1.581	0	550	0.00%	0.00%	730	14
3 HIPOTEKARNA BANKA PREDNOSTNE	0	0	0	0	0.00%	0.00%	0	0
4 PRIMOFIN PREDNOSTNE	0	0	0	0	0.00%	0.00%	0	0

2. Bonds

Issue	Total (in SIT)	Total (in EUR)	Block trades (in SIT)	Cross trades (in SIT)	Share in total turnover on free market	Share in turnover of bonds	Volume in pieces	Number of bargains
Total bonds	22,548,805,550	96,498,514	8,408,256,253	3,965,436,609	17.98%	100.00%	2,216,559	5,720
1 SLOV. ODŠKODNINSKA DRUŽBA 2 nd issue	19,678,339,629	84,232,159	6,490,172,142	3,332,256,638	15.69%	87.27%	1,643,981	5,539
2 NAMA 1 st issue	500,523,548	2,121,333	456,383,420	41,013,829	0.40%	2.22%	494,026	38
3 KD INVESTMENTS 1 st issue	475,056,436	2,014,470	231,101,926	56,362,479	0.38%	2.11%	36,164	32
4 PROBANKA 6 th issue	450,814,078	1,917,975	418,470,833	12,846,473	0.36%	2.00%	18,979	20
5 POŠTNA BANKA SLOVENIJE 2 nd issue	413,474,599	1,783,817	182,145,139	231,101,297	0.33%	1.83%	3,763	10
6 BANKA KOPER 4 th issue	294,039,560	1,250,121	293,491,483	0	0.23%	1.30%	2,705	3
7 PROBANKA 4 th issue	275,318,378	1,189,511	0	169,531,671	0.22%	1.22%	11,900	33
8 SI.MOBIL 1 st issue	222,728,864	965,486	222,728,864	0	0.18%	0.99%	3,227	3
9 NLB 8 th issue	187,101,376	802,190	113,762,446	73,338,929	0.15%	0.83%	770	6
10 NLB 7 th issue	22,864,000	98,782	0	22,338,000	0.02%	0.10%	224	3
11 STANOVANJSKI SKLAD 3 rd issue	16,972,859	73,223	0	15,395,959	0.01%	0.08%	173	22
12 POTEZA, BPD 2 nd issue	4,053,923	17,524	0	4,053,923	0.00%	0.02%	293	2
13 POŠTNA BANKA SLOVENIJE 3 rd issue	3,184,049	13,478	0	3,184,049	0.00%	0.01%	30	1
14 PROBANKA 5 th issue	2,482,117	10,500	0	2,482,117	0.00%	0.01%	105	2
15 BANKA VIPA 1 st issue	1,852,134	7,945	0	1,531,245	0.00%	0.01%	219	6
16 AUTOCOMMERCE 1 st issue	0	0	0	0	0.00%	0.00%	0	0
17 BANKA KOPER 3 rd issue	0	0	0	0	0.00%	0.00%	0	0
18 SIP STROJNA INDUSTRIJA 1 st issue, A series	0	0	0	0	0.00%	0.00%	0	0
19 SIP STROJNA INDUSTRIJA 1 st issue, B series	0	0	0	0	0.00%	0.00%	0	0
20 UBK KONVERTIBILNE	0	0	0	0	0.00%	0.00%	0	0
Total free market (shares and bonds)	64,198,457,402	274,523,291	27,111,668,567	13,291,813,445	51.20%	-	19,494,607	73,411

3. Investment funds

Issue	Total (in SIT)	Total (in EUR)	Block trades (in SIT)	Cross trades (in SIT)	Share in total turnover on free market	Share in turnover of investment funds	Volume in pieces	Number of bargains
Total investment funds	60,844,274,357	260,087,439	27,421,919,055	6,253,064,657	48.82%	100.00%	569,831,796	169,080
1 Closed-end funds	32,235,247,563	137,592,231	15,182,171,777	2,363,420,627	25.71%	52.98%	144,738,829	59,407
2 Authorised closed-end funds	28,609,026,794	122,495,208	12,239,747,278	3,889,644,030	22.82%	47.02%	425,092,967	109,673

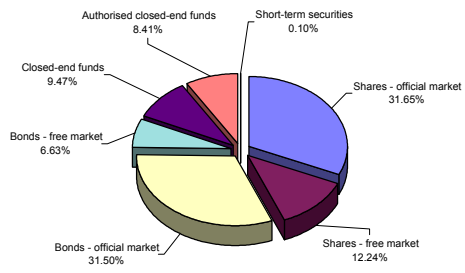
3.1. Closed-end funds

Issue	Total (in SIT)	Total (in EUR)	Block trades (in SIT)	Cross trades (in SIT)	Share in total turnover on free market	Share in turnover of closed-end funds	Volume in pieces	Number of bargains
Total closed-end funds	32,235,247,563	137,592,231	15,182,171,777	2,363,420,627	25.71%	100.00%	144,738,829	59,407
1 TRIGLAV STEBER I, ID	13,488,364,821	57,811,249	8,718,656,964	578,184,953	10.76%	41.84%	66,377,175	11,810
2 NFD 1, INVESTICIJSKI SKLAD	6,197,130,276	26,411,251	2,255,455,593	506,911,238	4.94%	19.22%	33,461,979	12,234
3 ZLATA MONETA I, ID	3,817,218,673	16,184,407	2,070,212,774	174,128,901	3.04%	11.84%	20,076,674	3,543
4 KD ID	3,046,432,640	12,978,818	610,383,882	386,826,187	2.43%	9.45%	21,349,079	10,471
5 ID MAKSIMA	2,817,014,604	11,963,991	1,417,933,144	309,387,049	2.25%	8.74%	1,988,143	6,651
6 INFOND ID	2,516,794,924	10,751,983	109,529,420	348,980,350	2.01%	7.81%	1,307,944	12,227
7 ZVON ENA ID	242,618,450	1,026,582	0	6,756,575	0.19%	0.75%	109,288	1,470
8 VIPA INVEST	109,673,175	463,950	0	52,247,374	0.09%	0.34%	68,547	1,001

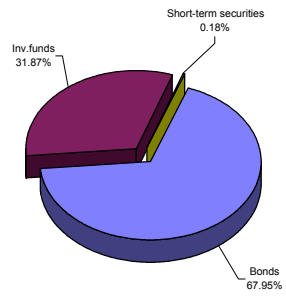
3.2. Authorised closed-end funds

Issue	Total (in SIT)	Total (in EUR)	Block trades (in SIT)	Cross trades (in SIT)	Share in total turnover on free market	Share in turnover of auth. closed-end funds	Volume in pieces	Number of bargains
Total authorised closed-end funds	28,609,026,794	122,495,208	12,239,747,278	3,889,644,030	22.82%	98.62%	425,092,967	109,673
1 KRONA SENIOR	3,459,473,022	14,761,260	1,415,236,950	286,634,045	2.76%	12.09%	41,670,628	6,019
2 PID ZVON ENA	2,881,163,183	12,363,661	1,049,113,849	397,765,971	2.30%	10.07%	21,812,517	7,516
3 NFD 2 PID	2,627,856,428	11,249,119	1,035,549,767	441,657,265	2.10%	9.19%	50,831,254	13,202
4 PID ZVON DVA	2,607,393,477	11,136,546	1,491,091,357	238,206,186	2.08%	9.11%	53,947,848	9,317
5 MAKSIMA 1	2,213,335,978	9,571,637	1,464,537,832	161,872,731	1.77%	7.74%	24,350,909	3,293
6 ATENA PID	2,039,261,088	8,697,591	985,946,981	332,831,993	1.63%	7.13%	25,965,919	7,666
7 POMURSKA INVESTICIJSKA DRUŽBA 1	1,773,983,516	7,570,508	679,714,104	287,627,952	1.41%	6.20%	7,850,033	2,624
8 ZLATA MONETA I, ID	1,738,247,433	7,494,022	678,053,179	124,718,259	1.39%	6.08%	9,815,195	3,824
9 INFOND PID	1,079,984,927	4,603,152	113,121,761	106,245,840	0.86%	3.77%	21,371,497	10,736
10 ARKADA ENA, PID	1,064,891,192	4,557,192	451,496,328	146,447,421	0.85%	3.72%	13,270,219	3,036
11 TRIGLAV STEBER, PID	1,041,194,066	4,441,423	502,035,311	166,337,779	0.83%	3.64%	31,814,549	7,147
12 KD PID	861,313,995	3,683,407	284,206,752	77,597,631	0.69%	3.01%	22,052,739	6,741
13 MODRA LINIJA PID	758,085,319	3,246,683	158,259,280	308,630,369	0.60%	2.65%	4,896,982	2,418
14 ZLATA MONETA II, PID	708,896,066	3,043,159	276,493,182	57,858,398	0.57%	2.48%	16,612,094	4,369
15 PID VIPA INVEST	582,951,108	2,502,169	0	449,554,416	0.48%	2.04%	6,801,572	2,598
16 MERCATA PID	560,550,741	2,399,588	454,896,225	16,624,521	0.45%	1.96%	6,552,473	1,170
17 PID MAKSIMA	534,182,182	2,270,645	196,939,100	54,361,625	0.43%	1.87%	13,563,134	5,408
18 Triglav Steber II	491,595,970	2,126,789	227,500,000	52,779,816	0.39%	1.72%	10,419,569	1,888
19 POOBLAŠČENA POMURSKA INV. DRUŽBA	303,132,740	1,295,910	167,303,000	37,058,212	0.24%	1.06%	8,346,585	2,627
20 SETEV, PID	284,448,185	1,210,041	200,697,195	7,609,602	0.23%	0.99%	7,878,568	994
21 TRDNJAVA, PID	232,789,254	999,879	92,370,130	45,657,387	0.19%	0.81%	6,484,838	747
22 VIZIJA I, PID	174,057,181	739,859	122,269,847	15,750,637	0.14%	0.61%	3,073,003	835
23 PID AKTIVA AVANT I	104,415,303	449,591	51,597,000	11,613,963	0.08%	0.36%	2,772,505	854
24 NIKA, PID	89,962,569	385,501	45,010,000	7,066,138	0.07%	0.31%	2,529,295	621
25 NIKA, PID 2	81,024,392	345,167	63,160,748	3,639,515	0.06%	0.28%	2,923,583	358
26 TRDNJAVA I, PID	79,647,141	341,523	33,147,400	7,767,413	0.06%	0.28%	2,148,916	273
27 KS-sklad 2, POOBLAŠČENA INV. DRUŽBA	68,032,697	290,749	0	14,419,628	0.05%	0.24%	1,778,127	720
28 NIKA, PID 1	46,642,589	200,461	0	7,089,977	0.04%	0.16%	1,225,250	595
29 MERCATA 1 PID	44,693,332	191,424	0	3,418,043	0.04%	0.16%	1,110,977	1,084
30 VIZIJA DPB	41,966,252	181,586	0	14,873,767	0.03%	0.15%	645,607	262
31 KS - SKLAD 4	23,589,933	100,930	0	4,029,482	0.02%	0.08%	685,449	605
32 CAPINVEST 2, PID	10,265,535	44,036	0	1,898,048	0.01%	0.04%	291,133	136
Short-term securities	348,110,000	1,508,378	348,110,000	0	0.28%	-	35,000	1
Total free market	125,390,841,769	536,119,108	54,881,697,622	19,544,878,102	100.00%	-	589,361,403	242,492
Total turnover in Year 2003	340,236,737,028	1,455,191,146	176,291,461,242	41,573,000,764	-	-	615,961,069	341,802

Structure of turnover by securities in Year 2003



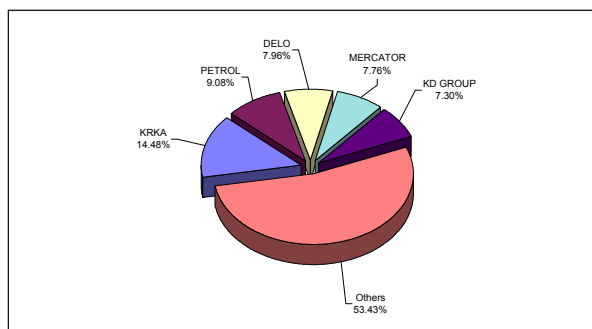
Structure of turnover by securities - all markets - Year 2003



C5) MOST TRADED SECURITIES IN DECEMBER 2003

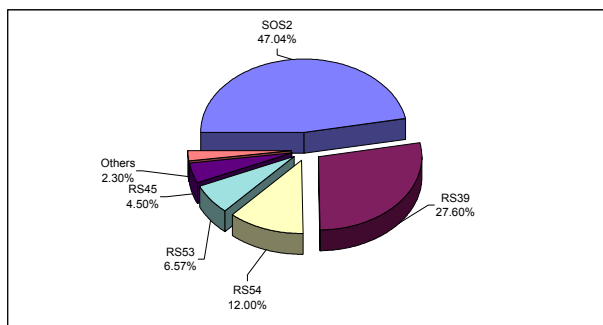
MOST TRADED SHARES

Issuer	Turnover (in SIT) - order book trades only	Market capitalisation as of 31 Dec 2003 (in SIT)	Number of bargains - order book trades only
KRKA	1,872,392,529 SIT	104,794,585,481 SIT	1,837
PETROL	1,174,020,852 SIT	184,881,303,664 SIT	983
DELO	1,029,407,629 SIT	117,265,826,047 SIT	159
MERCATOR	1,002,909,904 SIT	18,798,504,434 SIT	735
KD GROUP	943,453,290 SIT	16,779,240,000 SIT	30
Others	6,909,574,768 SIT	897,163,500,325 SIT	13,301
Total	12,931,758,972 SIT	1,339,682,959,951 SIT	17,045



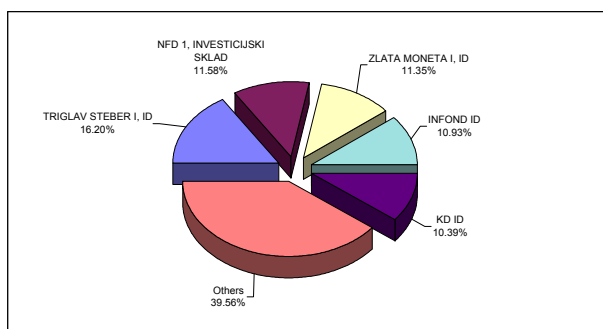
MOST TRADED BONDS

Issue	Turnover (in SIT) - order book trades only	Market capitalisation as of 31 Dec 2003 (in SIT)	Number of bargains - order book trades only
SLOVENSKA ODŠKODNINSKA DRUŽBA 2 nd issue	1,465,216,781 SIT	130,715,407,107 SIT	539
REPUBLIKA SLOVENIJA 39 th issue	859,647,547 SIT	29,664,000,000 SIT	1,916
REPUBLIKA SLOVENIJA 54 th issue	373,756,557 SIT	31,290,000,000 SIT	9
REPUBLIKA SLOVENIJA 53 rd issue	204,567,020 SIT	24,941,934,648 SIT	381
REPUBLIKA SLOVENIJA 45 th issue	140,267,499 SIT	12,772,620,705 SIT	121
Others	71,690,601 SIT	645,927,486,137 SIT	896
Total	2,971,764,803 SIT	875,311,448,597 SIT	3,862



MOST TRADED INVESTMENT FUNDS

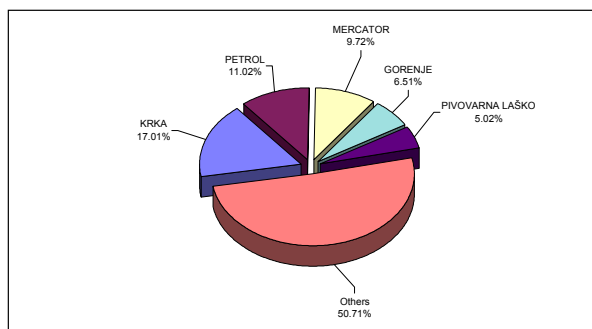
INVESTMENT FUNDS	Turnover (in SIT) - order book trades only	Market capitalisation as of 31 Dec 2003 (in SIT)	Number of bargains - order book trades only
TRIGLAV STEBER I, ID	553,935,990 SIT	42,731,544,683 SIT	1,060
NFD 1, INVESTICIJSKI SKLAD	396,013,468 SIT	38,091,252,963 SIT	1,059
ZLATA MONETA I, ID	388,038,420 SIT	14,044,076,614 SIT	630
INFOND ID	373,732,486 SIT	16,427,111,634 SIT	1,179
KD ID	355,476,813 SIT	14,641,780,285 SIT	996
Others	1,352,946,108 SIT	101,060,806,760 SIT	8,273
Total	3,420,143,285 SIT	226,996,572,939 SIT	13,197



C6) MOST TRADED SECURITIES IN YEAR 2003

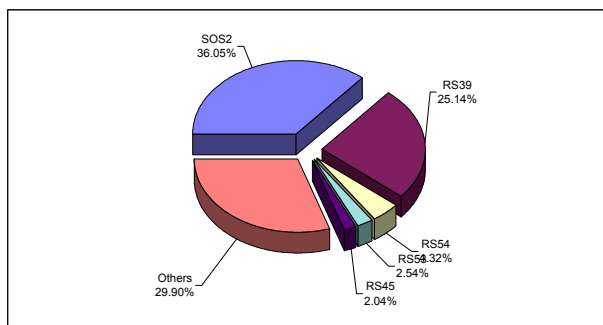
MOST TRADED SHARES

Issuer	Turnover (in SIT) - order book trades only	Market capitalisation as of 31 Dec 2003 (in SIT)	Number of bargains - order book trades only
KRKA	15,982,931,614 SIT	184,881,312,875 SIT	16,007
PETROL	10,354,085,998 SIT	117,265,829,593 SIT	10,145
MERCATOR	9,129,477,587 SIT	104,794,587,727 SIT	7,954
GORENJE	6,120,021,465 SIT	59,997,282,000 SIT	8,294
PIVOVARNA LAŠKO	4,717,263,002 SIT	63,276,403,172 SIT	4,092
Others	47,637,755,805 SIT	809,467,544,584 SIT	96,145
Total	93,941,535,471 SIT	1,339,682,959,951 SIT	142,637



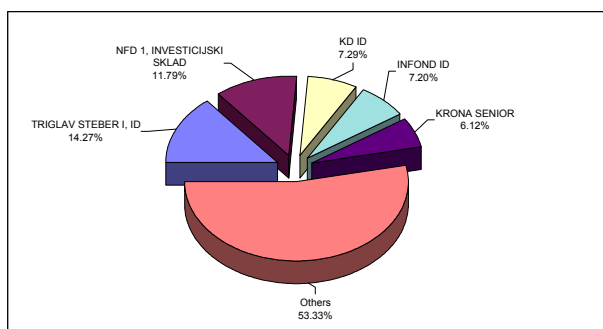
MOST TRADED BONDS

Issue	Turnover (in SIT) - order book trades only	Market capitalisation as of 31 Dec 2003 (in SIT)	Number of bargains - order book trades only
SLOVENSKA ODŠKODNINSKA DRUŽBA 2 nd issue	13,188,167,487 SIT	130,715,407,107 SIT	5,462
REPUBLIKA SLOVENIJA 39 th issue	9,195,247,404 SIT	29,664,000,000 SIT	18,689
REPUBLIKA SLOVENIJA 53 rd issue	1,582,118,026 SIT	24,941,934,648 SIT	705
REPUBLIKA SLOVENIJA 38 th issue	929,658,479 SIT	26,527,578,088 SIT	292
REPUBLIKA SLOVENIJA 35 th issue	747,282,142 SIT	15,290,800,000 SIT	48
Others	10,938,911,475 SIT	648,171,728,754 SIT	3,834
Total	36,581,385,013 SIT	875,311,448,597 SIT	29,030



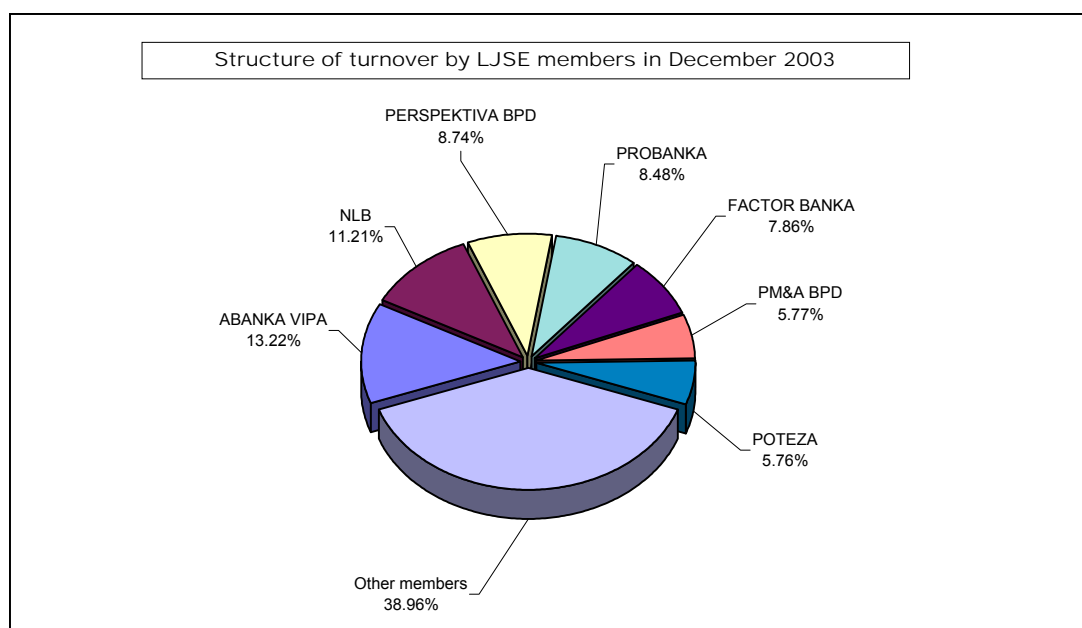
MOST TRADED INVESTMENT FUNDS

INVESTMENT FUNDS	Turnover (in SIT) - order book trades only	Market capitalisation as of 31 Dec 2003 (in SIT)	Number of bargains - order book trades only
TRIGLAV STEBER I, ID	4,769,707,857 SIT	42,731,544,683 SIT	11,766
NFD 1, INVESTICIJSKI SKLAD	3,941,674,683 SIT	38,091,252,963 SIT	12,229
KD ID	2,436,048,758 SIT	14,641,780,285 SIT	10,461
INFOND ID	2,407,265,504 SIT	16,427,111,634 SIT	12,226
KRONA SENIOR	2,044,236,072 SIT	8,671,427,422 SIT	6,008
Others	17,823,422,428 SIT	106,433,455,952 SIT	116,225
Total	33,422,355,302 SIT	226,996,572,939 SIT	168,915



C7) TURNOVER BY LJSE MEMBERS IN DECEMBER 2003

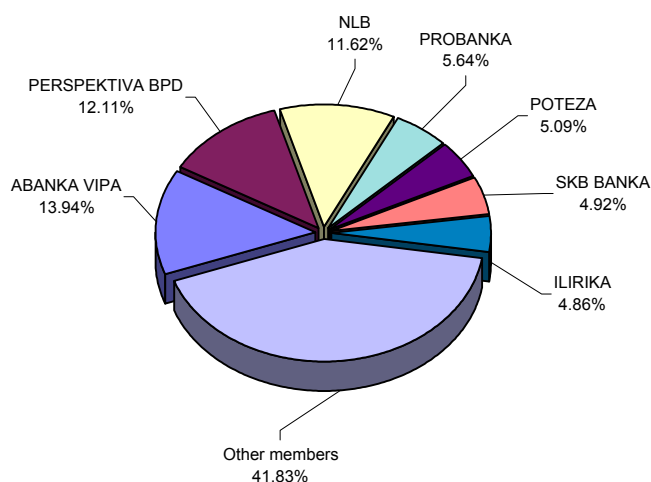
	Member	Official market (in SIT)	Free market (in SIT)	Total (in SIT)	Share in turnover
1	ABANKA VIPA	6,629,523,412 SIT	4,538,088,802 SIT	11,167,612,214 SIT	14.31%
2	NLB	5,165,872,015 SIT	4,299,534,930 SIT	9,465,406,945 SIT	9.09%
3	PERSPEKTIVA BPD	6,267,001,978 SIT	1,116,786,642 SIT	7,383,788,620 SIT	8.69%
4	PROBANKA	2,794,852,922 SIT	4,366,207,103 SIT	7,161,060,025 SIT	6.71%
5	FACTOR BANKA	4,902,923,113 SIT	1,739,856,582 SIT	6,642,779,695 SIT	5.61%
6	PM&A BPD	1,708,055,817 SIT	3,163,459,283 SIT	4,871,515,100 SIT	5.57%
7	POTEZA	2,140,646,020 SIT	2,726,885,320 SIT	4,867,531,340 SIT	5.52%
8	MARIBORSKA BPH	3,973,830,135 SIT	827,867,677 SIT	4,801,697,812 SIT	4.94%
9	ILIRIKA	1,815,925,095 SIT	2,420,785,882 SIT	4,236,710,977 SIT	4.13%
10	SLOVENSKA ZADRUŽNA KMETIJSKA BANKA	1,649,042,414 SIT	1,193,937,308 SIT	2,842,979,722 SIT	3.99%
11	SKB BANKA	1,423,547,181 SIT	983,115,107 SIT	2,406,662,288 SIT	3.68%
12	PUBLIKUM	1,270,145,225 SIT	902,290,029 SIT	2,172,435,254 SIT	3.61%
13	MEDVEŠEK PUŠNIK	1,765,793,733 SIT	343,622,778 SIT	2,109,416,511 SIT	3.43%
14	BANK AUSTRIA CREDITANSTALT	1,718,880,179 SIT	291,918,050 SIT	2,010,798,229 SIT	2.96%
15	AC - BORZNO POSREDNIŠKA HIŠA	815,364,402 SIT	1,134,721,327 SIT	1,950,085,729 SIT	2.65%
16	ARGONOS BPH	863,026,445 SIT	1,062,440,788 SIT	1,925,467,233 SIT	2.50%
17	CERTIUS BPH	497,363,106 SIT	1,119,207,205 SIT	1,616,570,311 SIT	2.27%
18	GBD GORENJSKA BORZNO POSREDNIŠKA DRUŽBA	689,635,958 SIT	923,039,246 SIT	1,612,675,204 SIT	1.82%
19	PFC INTERFIN	870,885,813 SIT	318,443,692 SIT	1,189,329,505 SIT	1.68%
20	BANKA KOPER	888,883,882 SIT	57,200,819 SIT	946,084,701 SIT	1.55%
21	CELJSKA BORZNO-POSREDNIŠKA HIŠA	465,633,822 SIT	321,572,733 SIT	787,206,555 SIT	1.47%
22	MOJA DELNICA BPH	376,510,660 SIT	269,408,029 SIT	645,918,689 SIT	1.40%
23	RAIFFEISEN KREKOVA BANKA	357,220,526 SIT	268,321,874 SIT	625,542,400 SIT	1.15%
24	VERITAS BH	157,895,299 SIT	290,595,555 SIT	448,490,854 SIT	0.46%
25	B P H	253,560,811 SIT	91,116,180 SIT	344,676,991 SIT	0.43%
26	COGITO BIS B.H.	144,761,679 SIT	60,630,460 SIT	205,392,139 SIT	0.30%
27	GORENJSKA BANKA	14,743,733 SIT	15,485,535 SIT	30,229,268 SIT	0.07%
	Total	49,621,525,375 SIT	34,846,538,936 SIT	84,468,064,311 SIT	100.00%



C8) TURNOVER BY LJSE MEMBERS IN YEAR 2003

Member	Official market (in SIT)	Free market (in SIT)	Total (in SIT)	Share in turnover
1 ABANKA VIPA	58,255,729,263 SIT	36,597,758,084 SIT	94,853,487,347 SIT	14.31%
2 PERSPEKTIVA BPD	75,051,014,561 SIT	7,352,324,137 SIT	82,403,338,698 SIT	9.09%
3 NLB	54,500,323,696 SIT	24,557,476,840 SIT	79,057,800,536 SIT	8.69%
4 PROBANKA	19,042,334,129 SIT	19,310,179,684 SIT	38,352,513,813 SIT	6.71%
5 POTEZA	16,951,173,685 SIT	17,654,739,700 SIT	34,605,913,385 SIT	5.61%
6 SKB BANKA	27,110,168,364 SIT	6,335,790,730 SIT	33,445,959,094 SIT	5.57%
7 ILIRIKA	16,653,387,460 SIT	16,449,523,251 SIT	33,102,910,711 SIT	5.52%
8 MARIBORSKA BPH	21,457,346,436 SIT	7,964,625,055 SIT	29,421,971,491 SIT	4.94%
9 FACTOR BANKA	17,981,655,350 SIT	10,051,991,151 SIT	28,033,646,501 SIT	4.13%
10 PM&A BPD	15,697,664,753 SIT	10,085,549,110 SIT	25,783,213,863 SIT	3.99%
11 BANK AUSTRIA CREDITANSTALT	17,532,867,789 SIT	5,775,462,610 SIT	23,308,330,399 SIT	3.68%
12 AC - BORZNO POSREDNIŠKA HIŠA	7,882,094,183 SIT	10,507,963,230 SIT	18,390,057,413 SIT	3.61%
13 RAIFFEISEN KREKOVA BANKA	6,272,652,593 SIT	11,553,547,116 SIT	17,826,199,709 SIT	3.43%
14 SLOVENSKA ZADRUŽNA KMETIJSKA BANKA	7,994,647,418 SIT	9,561,658,862 SIT	17,556,306,280 SIT	2.96%
15 ARGONOS BPH	7,070,542,622 SIT	9,599,325,393 SIT	16,669,868,015 SIT	2.65%
16 PUBLIKUM	9,191,764,829 SIT	7,058,924,896 SIT	16,250,689,725 SIT	2.50%
17 GBD GORENJSKA BORZNO POSREDNIŠKA DRUŽBA	5,899,172,852 SIT	8,107,347,925 SIT	14,006,520,777 SIT	2.27%
18 MEDVEŠEK PUŠNIK	9,592,736,874 SIT	3,929,540,601 SIT	13,522,277,475 SIT	1.82%
19 PFC INTERFIN	6,680,999,845 SIT	5,316,297,490 SIT	11,997,297,335 SIT	1.68%
20 BANKA KOPER	8,054,919,588 SIT	2,835,277,852 SIT	10,890,197,440 SIT	1.55%
21 CERTIUS BPH	3,293,770,864 SIT	7,228,887,445 SIT	10,522,658,309 SIT	1.47%
22 CELJSKA BORZNO-POSREDNIŠKA HIŠA	4,899,925,045 SIT	4,600,833,568 SIT	9,500,758,613 SIT	1.40%
23 COGITO BIS B.H.	5,859,112,049 SIT	1,654,586,693 SIT	7,513,698,742 SIT	1.15%
24 MOJA DELNICA BPH	3,975,943,413 SIT	3,099,773,163 SIT	7,075,716,576 SIT	0.46%
25 VERITAS BH	1,413,001,722 SIT	2,180,199,184 SIT	3,593,200,906 SIT	0.43%
26 B P H	1,069,095,104 SIT	1,158,080,251 SIT	2,227,175,355 SIT	0.30%
27 GORENJSKA BANKA	307,746,042 SIT	254,019,483 SIT	561,765,525 SIT	0.07%
Total	429,691,790,529 SIT	250,781,683,504 SIT	680,473,474,033 SIT	100.00%

Structure of turnover by LJSE members in Year 2003



C9) TURNOVER IN YEARS 2002 AND 2003

MONTHLY TURNOVER ON OFFICIAL MARKET

Year 2002	Number of trading days	Turnover (in SIT)		average	Number of bargains	
Month		per month	average per day	per bargain	per month	average per day
December	19	41,787,952,840	2,199,365,939	3,645,464	11,463	603
TOTAL	247	322,660,119,936			146,013	
AVERAGE 2002	21	26,888,343,328	1,306,316,275	2,209,804	12,168	591
Year 2003						
January	20	31,218,935,077	1,560,946,754	3,147,387	9,919	496
February	20	14,685,502,567	734,275,128	1,878,903	7,816	391
March	21	15,725,302,818	748,823,944	1,826,400	8,610	410
April	21	12,260,388,500	583,828,024	1,830,728	6,697	319
May	20	12,674,122,498	633,706,125	2,337,968	5,421	271
June	20	12,663,713,847	633,185,692	2,413,975	5,246	262
July	23	12,737,762,517	553,815,762	2,313,853	5,505	239
August	20	16,826,694,518	841,334,726	2,269,584	7,414	371
September	22	17,706,234,832	804,828,856	1,824,257	9,706	441
October	22	22,155,385,177	1,007,062,963	2,285,474	9,694	441
November	20	21,381,051,173	1,069,052,559	1,879,488	11,376	569
December	20	24,810,762,689	1,240,538,134	2,083,887	11,906	595
TOTAL	249	214,845,856,213			99,310	
AVERAGE 2003	21	17,903,821,351	862,834,764	2,163,386	8,276	399

MONTHLY TURNOVER ON FREE MARKET *

Year 2002	Number of trading days	Turnover (in SIT)		average	Number of bargains	
Month		per month	average per day	per bargain	per month	average per day
December	19	20,256,196,959	1,066,115,629	418,551	48,396	2,547
TOTAL	247	158,380,716,772			306,792	
AVERAGE 2002	21	13,198,393,064	641,217,477	516,248	25,566	1,242
Year 2003						
January	20	10,280,770,873	514,038,544	541,977	18,969	948
February	20	11,697,210,667	584,860,533	505,279	23,150	1,158
March	21	9,157,982,800	436,094,419	479,024	19,118	910
April	21	8,869,272,571	422,346,313	473,457	18,733	892
May	20	5,967,011,896	298,350,595	348,439	17,125	856
June	20	11,086,277,540	554,313,877	603,368	18,374	919
July	23	9,869,426,621	429,105,505	451,174	21,875	951
August	20	10,025,353,802	501,267,690	513,410	19,527	976
September	22	11,185,492,263	508,431,467	520,861	21,475	976
October	22	10,213,605,513	464,254,796	477,316	21,398	973
November	20	9,615,165,056	480,758,253	471,817	20,379	1,019
December	20	17,423,269,468	871,163,473	778,902	22,369	1,118
TOTAL	249	125,390,839,070			242,492	
AVERAGE 2003	21	10,449,236,589	503,577,667	517,093	20,208	974

* Includes the turnover of shares, bonds, inv.funds, short-term securities and pension coupons (excluded on 1 Jan 2003)

MONTHLY TURNOVER ON ALL MARKETS

Year 2002 Month	Number of trading days	Turnover (in SIT)		average	Number of bargains	
		per month	average per day	per bargain	per month	average per day
December	19	62,044,149,799	3,265,481,568	1,036,505	59,859	3,150
TOTAL	247	481,040,836,708			452,805	
AVERAGE 2002	21	40,086,736,392	1,947,533,752	1,062,358	37,734	1,833
Year 2003						
January	20	41,499,705,950	2,074,985,298	1,436,572	28,888	1,444
February	20	26,382,713,234	1,319,135,662	851,990	30,966	1,548
March	21	24,883,285,618	1,184,918,363	897,406	27,728	1,320
April	21	21,129,661,071	1,006,174,337	830,895	25,430	1,211
May	20	18,641,134,394	932,056,720	826,805	22,546	1,127
June	20	23,749,991,387	1,187,499,569	1,005,503	23,620	1,181
July	23	22,607,189,138	982,921,267	825,683	27,380	1,190
August	20	26,852,048,320	1,342,602,416	996,698	26,941	1,347
September	22	28,891,727,095	1,313,260,323	926,581	31,181	1,417
Oktober	22	32,368,990,690	1,471,317,759	1,041,071	31,092	1,413
November	20	30,996,216,229	1,549,810,811	976,105	31,755	1,588
December	20	42,234,032,157	2,111,701,608	1,232,211	34,275	1,714
TOTAL	249	340,236,695,283			341,802	
AVERAGE 2003	21	28,353,057,940	1,366,412,431	995,420	28,484	1,373

TURNOVER BY SECURITIES ON ALL MARKETS OF LJUBLJANA STOCK EXCHANGE IN YEARS 2003 - 1990

Total turnover and number of bargains

Year	Number of trading days	Turnover (in SIT)		average	Number of bargains	
		per year	average per day	per bargain	per year	average per day
2003	249	340,236,695,283	1,366,412,431	995,420	341,802	1,373
2002	247	481,040,836,708	1,947,533,752	1,062,358	452,805	1,833
2001	247	348,643,571,200	1,411,512,434	1,088,977	320,157	1,296
2000	249	269,617,104,598	1,082,799,617	679,818	396,602	1,593
1999	254	265,671,058,734	1,045,949,050	594,292	447,038	1,760
1998	252	173,374,959,032	687,995,869	729,680	237,604	943
1997	249	108,296,251,892	434,924,706	771,594	140,354	564
1996	240	87,004,346,423	362,518,110	662,875	131,253	547
1995	247	88,098,296,414	356,673,265	722,573	121,923	494
1994	252	112,830,429,696	447,739,800	1,078,252	104,642	415
1993	251	87,387,724,215	348,158,264	1,808,072	48,332	193
1992	106	22,710,966,299	214,254,399	3,678,485	6,174	58
1991	98	1,674,875,622	17,090,568	531,707	3,150	32
1990	62	13,545,000	218,468	52,096	260	4

Average turnover and number of bargains

Year	Turnover (in SIT)			Number of bargains	
	per month	per day	per bargain	per month	per day
2003	30,930,608,662	1,366,412,431	995,420	31,073	1,373
2002	40,086,736,392	1,947,533,752	1,062,358	37,734	1,833
2001	29,053,630,933	1,411,512,434	1,088,977	26,680	1,296
2000	22,468,092,050	1,082,799,617	679,818	33,050	1,593
1999	22,139,254,895	1,045,949,050	594,292	37,253	1,760
1998	14,447,913,253	687,995,869	729,680	19,800	943
1997	9,024,687,658	434,924,706	771,594	11,696	564
1996	7,250,362,202	362,518,110	662,875	10,938	547
1995	7,341,524,701	356,673,265	722,573	10,160	494
1994	9,402,535,808	447,739,800	1,078,252	8,720	415
1993	7,282,310,351	348,158,264	1,808,072	4,028	193
1992	1,892,580,525	214,254,399	3,678,485	515	58
1991	139,572,969	17,090,568	531,707	263	32
1990	1,128,750	218,468	52,096	22	4

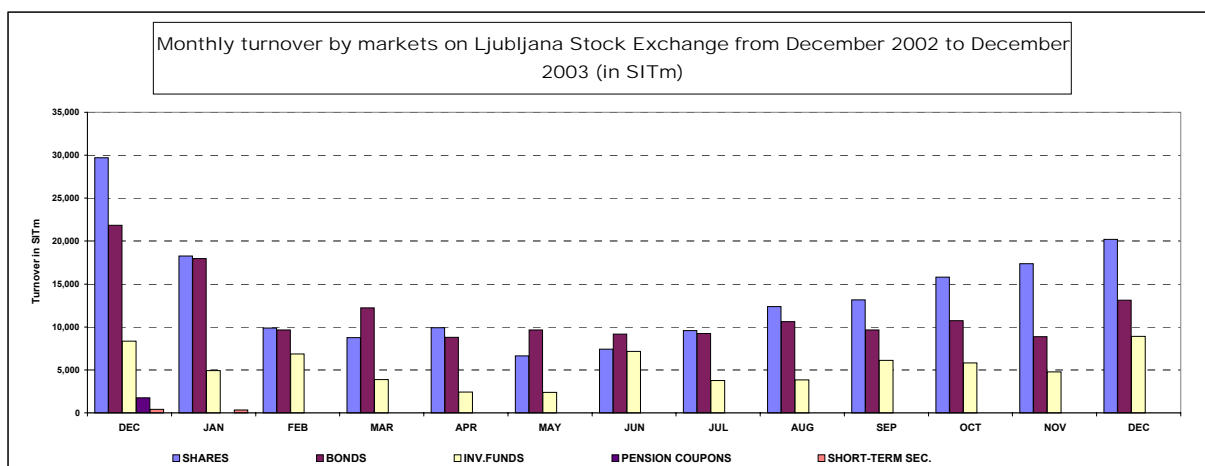
STRUCTURE OF TURNOVER

MONTHLY TURNOVER BY MARKETS ON LJUBLJANA STOCK EXCHANGE FROM DECEMBER 2002 TO DECEMBER 2003 (in SIT)

YEAR 2002	OFFICIAL MARKET		FREE MARKET		CLOSED-END FUNDS	AUTHORISED CLOSED-END FUNDS	PENSION COUPONS	SHORT-TERM SECURITIES	TOTAL
	SHARES	BONDS	SHARES	BONDS					
December	23,298,004,818	18,489,948,022	6,410,455,131	3,351,798,096	3,030,024,834	5,302,275,946	1,734,265,589	427,377,363	62,044,149,799
Total 2002	237,887,493,308	84,772,626,628	40,950,115,213	25,798,593,581	21,125,726,271	64,614,277,243	5,230,144,279	661,860,184	481,040,836,707
YEAR 2003									
January	15,501,985,498	15,716,949,579	2,750,697,153	2,250,925,976	1,822,652,590	3,108,385,154	excluded 1 Jan 2003	348,110,000	41,499,705,950
February	7,105,127,358	7,580,375,209	2,770,161,900	2,080,499,702	3,218,326,430	3,628,222,635	-	0	26,382,713,234
March	5,265,613,629	10,459,689,189	3,493,589,876	1,772,940,188	1,537,002,303	2,354,450,433	-	0	24,883,285,618
April	5,255,687,698	7,004,700,802	4,642,547,508	1,788,227,265	1,020,587,047	1,417,910,751	-	0	21,129,661,071
May	4,487,349,440	8,186,773,058	2,136,389,832	1,461,588,896	699,513,232	1,669,519,936	-	0	18,641,134,394
June	5,523,599,700	7,140,114,147	1,892,258,472	2,040,567,812	3,720,791,735	3,432,659,521	-	0	23,749,991,387
July	4,943,906,004	7,793,856,513	4,646,661,840	1,441,930,844	1,803,613,559	1,977,220,378	-	0	22,607,189,138
August	7,706,571,054	9,120,123,464	4,682,619,663	1,491,671,447	1,817,172,325	2,033,890,367	-	0	26,852,048,320
September	10,935,618,595	6,770,616,237	2,205,700,073	2,866,239,219	3,989,783,455	2,123,769,516	-	1,734,265,589	30,625,992,684
October	13,119,846,272	9,035,538,905	2,696,926,376	1,703,632,094	3,777,053,468	2,035,993,575	-	0	32,368,990,690
November	13,995,131,984	7,385,919,189	3,362,332,486	1,500,315,991	2,309,607,154	2,442,909,425	-	1,734,265,589	32,730,481,818
December	13,836,949,777	10,973,812,912	6,369,766,697	2,150,263,378	6,519,144,272	2,384,095,121	-	0	42,234,032,157
TOTAL 2003	107,677,387,009	107,168,469,204	41,649,651,876	22,548,802,812	32,235,247,570	28,609,026,812	-	3,816,641,178	343,705,226,461

MONTHLY TURNOVER BY SECURITIES ON LJUBLJANA STOCK EXCHANGE IN CURRENT YEAR (in SIT)

YEAR 2002	SHARES	BONDS	INVESTMENT FUNDS	PENSION COUPONS	SHORT-TERM SECURITIES	TOTAL
December	29,708,459,949	21,841,746,118	8,332,300,780	1,734,265,589	427,377,363	62,044,149,799
Total 2002	278,837,608,521	110,571,220,209	85,740,003,514	5,230,144,279	661,860,184	481,040,836,707
YEAR 2003						
January	18,252,682,651	17,967,875,555	4,931,037,744	-	348,110,000	41,499,705,950
February	9,875,289,258	9,660,874,911	6,846,549,065	-	0	26,382,713,234
March	8,759,203,505	12,232,629,377	3,891,452,736	-	0	24,883,285,618
April	9,898,235,206	8,792,928,067	2,438,497,798	-	0	21,129,661,071
May	6,623,739,272	9,648,361,954	2,369,033,168	-	0	18,641,134,394
June	7,415,858,172	9,180,681,959	7,153,451,256	-	0	23,749,991,387
July	9,590,567,844	9,235,787,357	3,780,833,937	-	0	22,607,189,138
August	12,389,190,717	10,611,794,911	3,851,062,692	-	0	26,852,048,320
September	13,141,318,668	9,636,855,456	6,113,552,971	-	0	28,891,727,095
October	15,816,772,648	10,739,170,999	5,813,047,043	-	0	32,368,990,690
November	17,357,464,470	8,886,235,180	4,752,516,579	-	0	30,996,216,229
December	20,206,716,474	13,124,076,290	8,903,239,393	-	0	42,234,032,157
TOTAL 2003	149,327,038,885	129,717,272,016	60,844,274,382	-	348,110,000	340,236,695,283



D) MARKET CAPITALISATION

MARKET CAPITALISATION - OFFICIAL MARKET (in SIT)

	31 Dec 2001	31 Dec 2002	30 Nov 2003	31 Dec 2003	Index 31 Dec 2003 / 30 Nov 2003	Index 31 Dec 2003 / 31 Dec 2002	Index 31 Dec 2003 / 31 Dec 2001	Share
SHARES	697,253,506,985	1,010,570,041,658	976,243,288,452	978,082,384,866	100	97	140	57.67%
Banks	79,442,339,672	33,896,698,650	2,340,000,000	2,446,156,000	105	7	3	0.25%
Companies	617,811,167,313	976,673,343,008	973,903,288,452	975,636,228,866	100	100	158	99.75%
BONDS	288,037,807,017	542,643,632,999	721,633,157,715	718,041,247,391	100	132	249	42.33%
State	228,546,965,439	487,019,103,209	600,849,557,020	597,558,851,786	99	123	261	83.22%
Banks	51,348,800,666	47,711,720,325	102,435,289,715	102,457,923,187	100	215	200	14.27%
Companies	8,142,040,911	7,912,809,466	18,348,310,980	18,024,472,417	98	228	221	2.51%
TOTAL	985,291,314,002	1,553,213,674,657	1,697,876,446,168	1,696,123,632,257	100	109	172	100.00%

MARKET CAPITALISATION - FREE MARKET (in SIT)

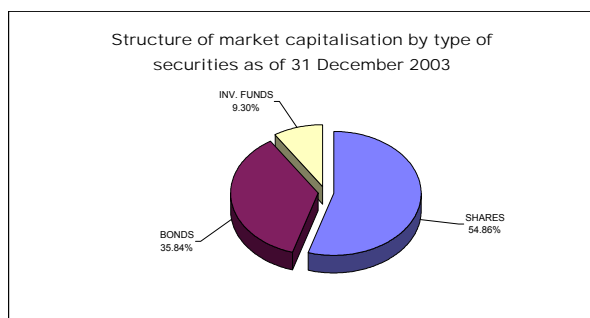
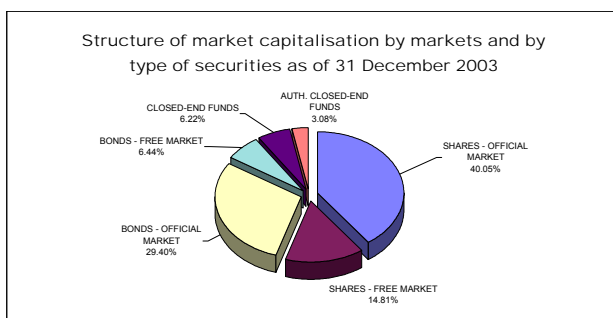
	31 Dec 2001	31 Dec 2002	30 Nov 2003	31 Dec 2003	Index 31 Dec 2003 / 30 Nov 2003	Index 31 Dec 2003 / 31 Dec 2002	Index 31 Dec 2003 / 31 Dec 2001	Share
SHARES	152,735,137,497	222,537,194,239	333,915,278,439	361,600,575,085	108	162	237	48.48%
Banks	1,517,700,000	1,517,700,000	-	-	-	-	-	-
Companies	151,217,437,497	221,019,494,239	333,915,278,439	361,600,575,085	108	164	239	100.00%
BONDS	72,881,061,519	148,095,012,559	158,737,434,168	157,270,201,206	99	106	216	21.09%
State	62,524,585,291	123,062,417,619	132,817,309,313	132,561,415,045	100	108	212	84.29%
Communities	22,786,828	-	-	-	-	-	-	-
Banks	4,856,624,595	19,058,543,599	20,688,592,669	20,521,003,185	99	108	423	13.05%
Companies	5,477,064,804	5,974,051,341	5,231,532,186	4,187,782,977	80	70	76	2.66%
PENSION COUPONS	6,693,138,166	6,549,976,331	-	-	-	-	-	-
CLOSED-END FUNDS	-	94,139,829,652	145,729,246,662	151,799,714,300	104	161	-	20.35%
AUTH. CLOSED-END FUNDS	162,367,936,564	149,671,335,336	95,567,769,387	75,196,858,639	79	50	46	10.08%
TOTAL *	394,677,273,745	620,993,348,117	733,949,728,655	745,867,349,231	102	120	189	100.00%
TOTAL SHARES	849,988,644,482	1,233,107,235,897	1,310,158,566,891	1,339,682,959,951	102	109	158	54.86%
TOTAL BONDS	360,918,868,536	690,738,645,559	880,370,591,883	875,311,448,597	99	127	243	35.84%
PENSION COUPONS	6,693,138,166	6,549,976,331	-	-	-	-	-	-
INVESTMENT FUNDS	162,367,936,564	243,811,164,988	241,297,016,049	226,996,572,939	94	93	140	9.30%
TOTAL CAPITALISATION ON LJSE *	1,379,968,587,748	2,174,207,022,774	2,431,826,174,823	2,441,990,981,488	100	112	177	100.00%

* investment funds are included in market capitalisation

On 31 December 2003, the total market capitalisation of all shares traded, without investment funds, on the Ljubljana Stock Exchange (SIT 1,339.7 billion) corresponded to 25.4% of GDP in 2002 - SIT 5,284 billion (at current prices; as reported by the Statistical Office of the Republic of Slovenia).

EXCHANGE RATES

1USD=250.9458 SIT as of 31 Dec 2001	1USD=222.0491 SIT as of 30 Dec 2002	1USD=196.9977 SIT as of 30 Nov 2003	1USD=189.3674 SIT as of 31 Dec 2003
1EUR=221.4095 SIT as of 31 Dec 2001	1EUR=230.2205 SIT as of 30 Dec 2002	1EUR=236.22 SIT as of 30 Nov 2003	1EUR=236.6903 SIT as of 31 Dec 2003



D1) MARKET CAPITALISATION OF SHARES - OFFICIAL MARKET

Issue	Number of shares traded	Number of issued shares	Share of traded shares	Price as of 30 Dec 2003	Market capitalisation as of 31 Dec 2003 (in SIT)	Market capitalisation as of 31 Dec 2003 (in EUR)	Market capitalisation as of 31 Dec 2003 (in USD)
Common shares	-	-	-	-	975,636,228,866	4,121,994,982	5,152,081,239
1 KRKA	3,542,612	3,542,612	100.00%	52,188 SIT	184,881,303,664	781,110,606	976,310,092
2 PETROL	2,086,301	2,086,301	100.00%	56,208 SIT	117,265,826,047	495,439,932	619,250,336
3 MERCATOR	3,208,504	3,208,504	100.00%	32,662 SIT	104,794,585,481	442,749,811	553,392,957
4 PIVOVARNA LAŠKO	8,747,652	8,747,652	100.00%	7,234 SIT	63,276,403,172	267,338,388	334,146,232
5 GORENJE	12,200,000	12,200,000	100.00%	4,918 SIT	59,997,282,000	253,484,330	316,830,046
6 ISTRABENZ	5,180,000	5,180,000	100.00%	10,217 SIT	52,922,298,800	223,593,019	279,468,899
7 LUKA KOPER	7,140,000	7,140,000	100.00%	7,218 SIT	51,533,449,800	217,725,229	272,134,749
8 SAVA	1,720,987	1,720,987	100.00%	27,655 SIT	47,594,205,263	201,082,196	251,332,623
9 INTEREUROPA	7,902,413	7,902,413	100.00%	5,384 SIT	42,550,226,702	179,771,738	224,696,683
10 PIVOVARNA UNION	451,114	451,114	100.00%	87,095 SIT	39,289,692,629	165,996,210	207,478,651
11 MERKUR	1,214,585	1,214,585	100.00%	24,391 SIT	29,625,185,652	125,164,342	156,442,902
12 DROGA PORTOROŽ	282,768	282,768	100.00%	93,609 SIT	26,469,544,882	111,831,980	139,778,784
13 TERME ČATEŽ	674,971	674,971	100.00%	28,150 SIT	19,000,096,165	80,274,080	100,334,567
14 KOLINSKA	3,166,992	3,169,525	99.92%	5,936 SIT	18,798,504,434	79,422,369	99,270,014
15 DELO	667,464	667,464	100.00%	27,736 SIT	18,512,761,480	78,215,125	97,761,080
16 SALUS	134,980	134,980	100.00%	126,866 SIT	17,124,328,137	72,349,091	90,429,124
17 ETOL	274,576	274,576	100.00%	50,000 SIT	13,728,800,000	58,003,222	72,498,223
18 ŽITO	348,765	348,765	100.00%	33,857 SIT	11,808,206,358	49,888,848	62,356,067
19 AERODROM	1,936,229	1,936,229	100.00%	6,061 SIT	11,735,483,969	49,581,601	61,972,039
20 RADENSKA	5,061,856	5,061,856	100.00%	1,750 SIT	8,858,248,000	37,425,480	46,778,104
21 TERME 3000	3,184,444	3,184,444	100.00%	2,294 SIT	7,305,783,269	30,866,424	38,579,942
22 COMET	1,700,688	1,700,688	100.00%	3,449 SIT	5,865,945,022	24,783,208	30,976,530
23 MLINOTEST	2,389,177	2,389,177	100.00%	2,098 SIT	5,012,827,831	21,178,848	26,471,440
24 ŽIVILA KRANJ	319,997	319,997	100.00%	13,981 SIT	4,473,807,658	18,901,525	23,625,015
25 DELO PRODAJA	593,549	593,549	100.00%	6,038 SIT	3,584,121,895	15,142,665	18,926,816
26 KOMPAS MTS	2,973,005	2,973,005	100.00%	1,189 SIT	3,534,397,534	14,932,583	18,664,234
27 EMONA OBALA KOPER	1,741,456	1,741,456	100.00%	1,700 SIT	2,960,475,200	12,507,801	15,633,500
28 GRADB.PODJETJE GROSUPLJE	199,411	199,411	100.00%	5,495 SIT	1,095,779,398	4,629,591	5,786,526
29 TEHNOUNION	84,005	84,005	100.00%	12,100 SIT	1,016,460,500	4,294,475	5,367,664
30 GEODETSKI ZAVOD SLOVENIJE	379,820	379,820	100.00%	2,032 SIT	771,706,881	3,260,408	4,075,183
31 NIKA	186,695	186,695	100.00%	1,331 SIT	248,491,045	1,049,857	1,312,217
Preferred shares	-	-	-	-	2,446,156,000	10,334,838	12,917,514
1 PROBANKA	400,000	400,000	100.00%	6,115 SIT	2,446,156,000	10,334,838	12,917,514
TOTAL SHARES	-	-	-	-	978,082,384,866	4,132,329,820	5,164,998,753

EXCHANGE RATES	1 USD=	189.3674 SIT as of 31 Dec 2003
	1 EUR=	236.6903 SIT as of 31 Dec 2003

MARKET CAPITALISATION OF SHARES - FREE MARKET

Issue	Number of shares traded	Number of issued shares	Share of traded shares	Price as of 30 Dec 2003	Market capitalisation as of 31 Dec 2003 (in SIT)	Market capitalisation as of 31 Dec 2003 (in EUR)	Market capitalisation as of 31 Dec 2003 (in USD)
Common shares	-	-	-	-	360,157,402,111	1,521,639,890	1,901,897,592
1 HELIOS	219,861	219,861	100.00%	136,316 SIT	29,970,468,741	126,623,139	158,266,252
2 CINKARNA	812,477	814,626	99.74%	27,302 SIT	22,182,507,047	93,719,544	117,140,052
3 ZVON ENA HOLDING	11,520,720	11,520,720	100.00%	1,829 SIT	21,075,544,339	89,042,704	111,294,470
4 AKTIVA INVEST	775,110	775,110	100.00%	24,789 SIT	19,214,418,821	81,179,579	101,466,350
5 NFD HOLDING	29,134,540	29,134,540	100.00%	635 SIT	18,509,173,262	78,199,965	97,742,131
6 JUTEKS	641,432	641,432	100.00%	28,280 SIT	18,139,671,303	76,638,845	95,790,887
7 KD GROUP	186,436	186,436	100.00%	90,000 SIT	16,779,240,000	70,891,118	88,606,803
8 INFOND HOLDING	16,833,414	16,833,414	100.00%	948 SIT	15,959,254,811	67,426,738	84,276,675
9 BELINKA HOLDING	2,702,532	2,702,532	100.00%	5,474 SIT	14,793,660,168	62,502,182	78,121,473
10 LESNINA	76,495	76,495	100.00%	189,299 SIT	14,480,462,958	61,178,945	76,467,560
11 TRIGLAV, finančna družba	6,356,989	6,356,989	100.00%	1,218 SIT	7,745,037,548	32,722,243	40,899,529
12 VIPA HOLDING	7,347,565	7,347,565	100.00%	1,050 SIT	7,716,706,666	32,602,547	40,749,921
13 MAKSIMA HOLDING	6,399,850	6,399,850	100.00%	1,199 SIT	7,674,508,125	32,424,261	40,527,082
14 KD HOLDING	924,969	924,969	100.00%	7,958 SIT	7,360,727,558	31,098,560	38,870,088
15 DZS	1,429,368	1,686,384	84.76%	4,800 SIT	6,860,866,344	28,986,682	36,230,451
16 CETIS	200,000	220,642	90.64%	31,534 SIT	6,306,800,000	26,645,790	33,304,571
17 FRUCTAL	2,504,151	2,505,613	99.94%	2,497 SIT	6,253,591,251	26,420,987	33,023,589
18 KD Naložbe	9,566,329	9,566,329	100.00%	552 SIT	5,282,144,221	22,316,691	27,893,630
19 GRAND HOTEL UNION	1,814,613	1,814,613	100.00%	2,500 SIT	4,536,532,500	19,166,533	23,956,249
20 NAMA	2,861,310	2,861,310	100.00%	1,500 SIT	4,291,965,000	18,133,253	22,664,751
21 ZLATA MONETA II	8,232,861	8,232,861	100.00%	511 SIT	4,203,616,498	17,759,986	22,198,206
22 TOSAMA	295,670	295,670	100.00%	13,998 SIT	4,138,788,660	17,486,093	21,855,867
23 PINUS TKI	133,383	133,383	100.00%	29,900 SIT	3,988,151,700	16,849,663	21,060,392
24 TOVARNA SLADKORJA ORMOŽ	497,163	497,163	100.00%	7,892 SIT	3,923,734,687	16,577,505	20,720,223
25 ETRA 33	45,423	45,423	100.00%	82,727 SIT	3,757,720,785	15,876,108	19,843,546
26 SWATY	288,940	288,940	100.00%	13,000 SIT	3,756,220,000	15,869,767	19,835,621
27 GORENJSKI TISK	960,176	1,070,328	89.71%	3,900 SIT	3,744,782,418	15,821,444	19,775,222
28 SLOVENIJALES	273,604	273,604	100.00%	13,200 SIT	3,611,572,800	15,258,643	19,071,777
29 HOTELI PALACE	2,346,102	2,346,102	100.00%	1,500 SIT	3,519,153,000	14,868,176	18,583,732
30 MEDALJON	1,734,000	1,734,000	100.00%	2,020 SIT	3,502,680,000	14,798,579	18,496,742
31 SATURNUS EMBALAŽA	84,064	85,929	97.83%	39,900 SIT	3,354,153,600	14,171,065	17,712,413
32 JATA EMONA	3,197,534	3,197,534	100.00%	984 SIT	3,147,332,716	13,297,261	16,620,246
33 MIP	1,478,742	1,478,742	100.00%	2,099 SIT	3,103,982,970	13,114,111	16,391,327
34 MITOL	770,509	770,509	100.00%	4,000 SIT	3,082,036,000	13,021,387	16,275,431
35 MARINA PORTOROŽ	313,932	313,932	100.00%	8,918 SIT	2,799,780,567	11,828,878	14,784,913
36 KS4 NALOŽBE	2,637,490	2,637,490	100.00%	1,000 SIT	2,637,490,000	11,143,211	13,927,899
37 COLOR	950,391	950,391	100.00%	2,400 SIT	2,280,938,400	9,636,806	12,045,043
38 LIV POSTOJNA	161,600	161,600	100.00%	14,001 SIT	2,262,561,600	9,559,165	11,947,999
39 LIP BLEJ	2,155,899	2,155,899	100.00%	905 SIT	1,951,088,595	8,243,213	10,303,192
40 MELAMIN	466,489	466,489	100.00%	4,121 SIT	1,922,401,169	8,122,011	10,151,701
41 MEDVEŠEK PUŠNIK	80,000	80,000	100.00%	24,000 SIT	1,920,000,000	8,111,866	10,139,021
42 PLAMA - PUR	686,798	686,798	100.00%	2,700 SIT	1,854,354,600	7,834,519	9,792,364
43 POM-INVEST	2,241,983	2,241,983	100.00%	813 SIT	1,822,059,584	7,698,075	9,621,823
44 KS2 NALOŽBE	4,429,040	4,429,040	100.00%	397 SIT	1,756,734,426	7,422,080	9,276,858
45 MODRA LINIJA HOLDING	1,882,991	1,882,991	100.00%	861 SIT	1,621,650,679	6,851,361	8,563,516
46 VIZIJA HOLDING	2,277,503	2,277,503	100.00%	650 SIT	1,480,376,950	6,254,489	7,817,486
47 CERTIUS INVEST	3,091,062	3,091,062	100.00%	410 SIT	1,267,644,526	5,355,710	6,694,101
48 INTERTRADE ITS	1,260,000	1,260,000	100.00%	1,000 SIT	1,260,000,000	5,323,412	6,653,732
49 AKTIVA AVANT	2,951,872	2,951,872	100.00%	400 SIT	1,180,748,800	4,988,581	6,235,227
50 VELANA	1,409,645	1,409,645	100.00%	793 SIT	1,117,453,784	4,721,164	5,900,983
51 JADRAN	226,334	226,334	100.00%	4,850 SIT	1,097,719,900	4,637,790	5,796,773
52 TERME DOBRNA	682,010	692,542	98.48%	1,547 SIT	1,054,892,147	4,456,846	5,570,611
53 GEA TOVARNA OLJA	660,348	846,600	78.00%	1,450 SIT	957,504,600	4,045,390	5,056,333
54 KEMA PUCONCI	217,346	217,346	100.00%	4,200 SIT	912,853,200	3,856,741	4,820,540
55 NIKO ŽELEZNIKI	35,875	35,875	100.00%	23,000 SIT	825,125,000	3,486,096	4,357,271
56 GORIŠKE OPEKARNE	392,725	523,634	75.00%	2,100 SIT	824,722,500	3,484,395	4,355,145

Issue	Number of shares traded	Number of issued shares	Share of traded shares	Price as of 30 Dec 2003	Market capitalisation as of 31 Dec 2003 (in SIT)	Market capitalisation as of 31 Dec 2003 (in EUR)	Market capitalisation as of 31 Dec 2003 (in USD)
57 TEKSTINA	1,127,293	1,503,057	75.00%	722 SIT	813,533,539	3,437,122	4,296,059
58 KOMPAS HOTELI	162,700	162,700	100.00%	5,000 SIT	813,500,000	3,436,981	4,295,882
59 GOZDNO GOSPODARSTVO BLEĐ	489,520	611,900	80.00%	1,650 SIT	807,644,362	3,412,241	4,264,960
60 ŽITO INTES	2,518,194	2,518,194	100.00%	316 SIT	796,051,487	3,363,262	4,203,741
61 FOND INVEST	595,241	595,241	100.00%	1,260 SIT	749,991,755	3,168,663	3,960,511
62 JAVOR PIVKA	1,194,700	1,194,700	100.00%	567 SIT	677,394,900	2,861,946	3,577,146
63 FINIRA	2,179,206	2,179,206	100.00%	310 SIT	675,553,860	2,854,168	3,567,424
64 INTERTRADE ITA	69,531	69,531	100.00%	9,702 SIT	674,589,762	2,850,095	3,562,333
65 HIDROTEHNIK	384,472	384,472	100.00%	1,700 SIT	653,602,400	2,761,425	3,451,504
66 KOŠAKI TMI	43,236	43,236	100.00%	15,000 SIT	648,540,000	2,740,036	3,424,771
67 ALPETOUR POTOVALNA AGENCIJA	263,042	263,042	100.00%	2,428 SIT	638,658,085	2,698,286	3,372,587
68 RTC KRVAVEC	205,734	205,734	100.00%	3,000 SIT	617,202,000	2,607,635	3,259,283
69 SVILANIT	408,487	410,407	99.53%	1,499 SIT	612,322,013	2,587,018	3,233,513
70 INTARA	101,000	101,000	100.00%	6,000 SIT	606,000,000	2,560,308	3,200,128
71 KRONA HOLDING	1,287,121	1,287,121	100.00%	470 SIT	605,204,294	2,556,946	3,195,927
72 C2 NALOŽBE	587,661	587,661	100.00%	1,000 SIT	587,661,000	2,482,827	3,103,285
73 MURALES	322,045	322,045	100.00%	1,800 SIT	579,655,236	2,449,003	3,061,009
74 AVTO CELJE	418,077	418,077	100.00%	1,362 SIT	569,420,874	2,405,763	3,006,964
75 LESNINA EMMI	684,037	714,827	95.69%	752 SIT	514,395,824	2,173,286	2,716,391
76 AGROKOMBINAT MARIBOR	453,956	499,291	90.92%	1,116 SIT	506,614,896	2,140,413	2,675,302
77 OLJARICA	70,404	70,404	100.00%	7,136 SIT	502,385,343	2,122,543	2,652,966
78 DANA	356,128	404,231	88.10%	1,403 SIT	499,647,584	2,110,976	2,638,509
79 ELMO	708,000	708,000	100.00%	700 SIT	495,600,000	2,093,875	2,617,135
80 INTEGRAL JESENICE	243,784	256,556	95.02%	2,000 SIT	487,568,000	2,059,941	2,574,720
81 IMP KLIMAT	353,900	353,900	100.00%	1,376 SIT	487,072,570	2,057,848	2,572,104
82 INLES	609,005	609,005	100.00%	600 SIT	365,403,000	1,543,802	1,929,598
83 KLASJE	835,600	835,600	100.00%	430 SIT	359,224,440	1,517,698	1,896,971
84 ŽELEZARNA RAVNE - MONTER DRAVOGRAD	359,761	359,761	100.00%	950 SIT	341,772,950	1,443,967	1,804,814
85 IMP ČRPALKE	333,034	333,034	100.00%	825 SIT	274,852,960	1,161,235	1,451,427
86 LIZ INŽENIRING	188,677	235,846	80.00%	1,450 SIT	273,581,650	1,155,863	1,444,714
87 UNITAS, LJUBLJANA	173,377	173,377	100.00%	1,564 SIT	271,161,628	1,145,639	1,431,934
88 GRADIS GP	304,750	304,750	100.00%	869 SIT	264,827,750	1,118,879	1,398,486
89 UNIT-AS LJUBLJANA	173,377	173,377	100.00%	1,500 SIT	260,065,500	1,098,759	1,373,338
90 CREINA	48,594	48,594	100.00%	4,500 SIT	218,673,000	923,878	1,154,755
91 GEA COLLEGE	147,885	147,885	100.00%	1,220 SIT	180,404,912	762,198	952,671
92 CAPITA	315,963	315,963	100.00%	550 SIT	173,779,650	734,207	917,685
93 ZDRAVILIŠČE ROGAŠKA	898,110	961,898	93.37%	179 SIT	160,761,690	679,207	848,941
94 EGOLES	258,300	258,300	100.00%	620 SIT	160,171,830	676,715	845,826
95 MK TISKARNA	103,954	103,954	100.00%	1,250 SIT	129,942,500	548,998	686,193
96 SVILA	1,263,478	1,263,478	100.00%	57 SIT	72,119,324	304,699	380,843
97 SAVINJA MOZIRJE	105,780	105,780	100.00%	661 SIT	69,920,580	295,410	369,232
98 AVTOPREVOZNIŠTVO IN SERVISI	308,696	308,696	100.00%	150 SIT	46,366,139	195,894	244,848
99 SIJAJ HRASTNIK	26,880	26,880	100.00%	1,600 SIT	43,008,000	181,706	227,114
100 JELEN	50,849	67,798	75.00%	800 SIT	40,679,200	171,867	214,816
101 ZRC	63,690	63,690	100.00%	500 SIT	31,845,000	134,543	168,165
102 UPIMO GROUP	215,000	215,000	100.00%	110 SIT	23,723,100	100,228	125,276
Preferred shares	-	-	-	-	1,443,172,974	6,097,305	7,621,021
1 KD HOLDING	266,413	266,413	100.00%	5,370 SIT	1,430,640,474	6,044,356	7,554,840
2 ZDRAVILIŠČE ROGAŠKA	27,850	30,000	92.83%	450 SIT	12,532,500	52,949	66,181
TOTAL SHARES					361,600,575,085	1,527,737,195	1,909,518,613

EXCHANGE RATES	1 USD=	189.3674 SIT as of 31 Dec 2003
	1 EUR=	236.6903 SIT as of 31 Dec 2003

D2) MARKET CAPITALISATION OF BONDS - OFFICIAL MARKET

Issue	Number of issued bonds	Price as of 30 Dec 2003	Principal amt. as of 30 Dec 2003	Currency of denomination	Market capitalisation as of 31 Dec 2003 (in SIT)	Market capitalisation as of 31 Dec 2003 (in EUR)	Market capitalisation as of 31 Dec 2003 (in USD)	
1	REPUBLIKA SLOVENIJA 51 st issue	4,447,050	105.30	10,000.00	SIT	46,827,436,500	197,842,651	247,283,516
2	REPUBLIKA SLOVENIJA 33 rd issue	248,716	140.00	511.29	EUR	42,133,718,694	178,012,021	222,497,213
3	REPUBLIKA SLOVENIJA 52 nd issue	4,000,000	104.20	10,000.00	SIT	41,680,000,000	176,095,091	220,101,242
4	REPUBLIKA SLOVENIJA 10 th issue	5,218,961	102.50	6,373.35	SIT	35,218,219,588	148,794,520	185,978,260
5	REPUBLIKA SLOVENIJA 54 th issue	3,000,000	104.30	10,000.00	SIT	31,290,000,000	132,198,066	165,234,354
6	REPUBLIKA SLOVENIJA 39 th issue	30,000,000	98.88	1,000.00	SIT	29,664,000,000	125,328,330	156,647,871
7	REPUBLIKA SLOVENIJA 38 th issue	1,000,000	112.09	100.00	EUR	26,527,578,088	112,077,166	140,085,242
8	REPUBLIKA SLOVENIJA 53 rd issue	1,000,000	105.39	100.00	EUR	24,941,934,648	105,377,933	131,711,871
9	REPUBLIKA SLOVENIJA 27 th issue	1,700,000	107.65	10,000.00	SIT	18,300,500,000	77,318,335	96,640,182
10	REPUBLIKA SLOVENIJA 34 th issue	1,691,000	107.00	10,000.00	SIT	18,093,700,000	76,444,620	95,548,125
11	REPUBLIKA SLOVENIJA 37 th issue	1,700,000	105.70	10,000.00	SIT	17,969,000,000	75,917,771	94,889,617
12	REPUBLIKA SLOVENIJA 21 st issue	2,000,000	93.80	9,400.00	SIT	17,634,400,000	74,504,109	93,122,681
13	REPUBLIKA SLOVENIJA 43 rd issue	1,560,000	104.50	10,000.00	SIT	16,302,000,000	68,874,812	86,086,623
14	REPUBLIKA SLOVENIJA 40 th issue	1,500,000	105.95	10,000.00	SIT	15,892,500,000	67,144,703	83,924,160
15	REPUBLIKA SLOVENIJA 35 th issue	1,400,000	109.22	10,000.00	SIT	15,290,800,000	64,602,563	80,746,739
16	REPUBLIKA SLOVENIJA 50 th issue	612,818	105.00	100.00	EUR	15,228,304,234	64,338,523	80,416,715
17	REPUBLIKA SLOVENIJA 29 th issue	550,000	105.73	100.00	EUR	13,762,320,075	58,144,842	72,675,234
18	REPUBLIKA SLOVENIJA 13 th issue	106,701	101.50	511.29	EUR	13,104,865,352	55,367,142	69,203,386
19	REPUBLIKA SLOVENIJA 45 th issue	1,211,249	105.45	10,000.00	SIT	12,772,620,705	53,963,431	67,448,889
20	REPUBLIKA SLOVENIJA 18 th issue	500,000	107.50	100.00	EUR	12,720,647,000	53,743,846	67,174,429
21	REPUBLIKA SLOVENIJA 41 st issue	1,200,000	106.00	10,000.00	SIT	12,720,000,000	53,741,112	67,171,013
22	REPUBLIKA SLOVENIJA 36 th issue	1,200,000	104.80	10,000.00	SIT	12,576,000,000	53,132,722	66,410,586
23	REPUBLIKA SLOVENIJA 26 th issue	500,000	105.54	100.00	EUR	12,488,717,064	52,763,958	65,949,667
24	NLB 13 th issue	117,335	106.00	100,000.00	SIT	12,437,510,000	52,547,612	65,679,256
25	REPUBLIKA SLOVENIJA 42 nd issue	1,200,000	102.21	10,000.00	SIT	12,265,200,000	51,819,614	64,769,332
26	NLB 10 th issue	108,243	104.30	100,000.00	SIT	11,289,744,900	47,698,384	59,618,207
27	NLB 9 th issue	108,474	104.00	100,000.00	SIT	11,281,296,000	47,662,688	59,573,591
28	REPUBLIKA SLOVENIJA 24 th issue	1,100,000	100.36	10,000.00	SIT	11,039,600,000	46,641,540	58,297,257
29	REPUBLIKA SLOVENIJA 28 th issue	1,050,000	104.27	10,000.00	SIT	10,948,350,000	46,256,015	57,815,390
30	REPUBLIKA SLOVENIJA 23 rd issue	400,000	110.40	100.00	EUR	10,451,046,912	44,154,944	55,189,261
31	BTC HIPOTEKARNE	400,000	106.00	100.00	EUR	10,034,519,680	42,395,145	52,989,689
32	REPUBLIKA SLOVENIJA 17 th issue	900,000	104.00	10,000.00	SIT	9,360,000,000	39,545,347	49,427,726
33	REPUBLIKA SLOVENIJA 25 th issue	800,000	106.00	10,000.00	SIT	8,480,000,000	35,827,408	44,780,675
34	REPUBLIKA SLOVENIJA 22 nd issue	800,000	104.00	10,000.00	SIT	8,320,000,000	35,151,419	43,935,757
35	NLB 12 th issue	80,000	103.00	100,000.00	SIT	8,240,000,000	34,813,425	43,513,297
36	REPUBLIKA SLOVENIJA 49 th issue	78,392	105.00	380.00	EUR	7,402,448,128	31,274,827	39,090,404
37	NLB 11 th issue	26,326	100.00	1,000.00	EUR	6,230,395,403	26,322,986	32,901,098
38	REPUBLIKA SLOVENIJA 32 nd issue	238,655	108.20	100.00	EUR	6,111,228,619	25,819,514	32,271,809
39	NLB 2 nd issue, A series	40,000	105.00	100,000.00	SIT	5,604,588,780	23,678,996	29,596,376
40	ABANKA VIPA 7 th issue	173,000	101.00	100.00	EUR	4,135,216,094	17,470,999	21,837,001
41	SKB OBVEZNICIJE 4 th issue, A series	38,182	103.50	100,000.00	SIT	3,951,837,000	16,696,236	20,868,624
42	NFD INVESTICIJSKO SVETOVANJE	16,000	108.65	135,740.00	SIT	3,355,717,140	14,177,671	17,720,670
43	ABANKA 6 th issue	135,000	102.00	100.00	EUR	3,258,852,264	13,768,423	17,209,151
44	REPUBLIKA SLOVENIJA 31 st issue	294,768	108.00	10,000.00	SIT	3,183,494,400	13,450,042	16,811,206
45	REPUBLIKA SLOVENIJA 44 th issue	296,493	100.50	10,000.00	SIT	2,979,754,650	12,589,255	15,735,310
46	NLB 3 rd issue	12,000	103.40	1,000.00	EUR	2,936,516,986	12,406,579	15,506,983
47	NOVA KBM 3 rd issue, A series	20,000	109.50	100,000.00	SIT	2,660,219,061	11,239,240	14,047,925
48	BTC 2 nd issue	340,000	109.00	29.22	EUR	2,562,809,700	10,827,692	13,533,532
49	ABANKA 4 th issue	100,000	103.50	100.00	EUR	2,449,464,120	10,348,815	12,934,983
50	BANKA CELJE 3 rd issue	100,000	102.99	100.00	EUR	2,437,394,297	10,297,821	12,871,246
51	ABANKA 5 th issue	100,000	102.00	100.00	EUR	2,413,964,640	10,198,832	12,747,520
52	BANKA CELJE 5 th issue	100,000	101.80	100.00	EUR	2,409,231,376	10,178,834	12,722,524
53	BANKA CELJE 6 th issue, A series	100,000	100.40	100.00	EUR	2,376,098,528	10,038,850	12,547,558
54	BANKA CELJE 7 th issue	100,000		100.00	EUR	2,366,632,000	9,998,855	12,497,568
55	NOVA KBM 2 nd issue	18,000	103.90	500.00	EUR	2,213,037,583	9,349,929	11,886,476
56	NOVA KBM 3 rd issue, B series	18,000		500.00	EUR	2,129,968,800	8,998,970	11,247,811
57	SL. ZADR. KMET. BANKA 3 rd issue	200,000	102.00	10,000.00	SIT	2,087,028,120	8,817,548	11,021,053
58	HOTELI BERNARDIN	20,000	106.00	412.86	EUR	2,071,425,898	8,751,630	10,938,662
59	STANOVANJSKI SKLAD RS 2 nd issue	20,000	106.30	85,470.67	SIT	1,881,378,353	7,948,692	9,935,070
60	ABANKA 3 rd issue	70,000	100.00	100.00	EUR	1,656,642,400	6,999,199	8,748,298
61	REPUBLIKA SLOVENIJA 48 th issue	60,000	105.21	100.00	EUR	1,493,960,116	6,311,877	7,889,215
62	BANKA CELJE 4 th issue	100,000	101.20	58.83	EUR	1,408,997,081	5,952,914	7,440,547
63	SKB OBVEZNICIJE 4 th issue, B series	11,818	97.30	500.00	EUR	1,360,684,892	5,748,799	7,185,423
64	NLB 2 nd issue, B series	10,000	102.00	500.00	EUR	1,206,982,320	5,099,416	6,373,760
65	BANKA ZASAVJE 2 nd issue	18,000	102.00	256.65	EUR	1,110,834,108	4,693,197	5,866,026
66	BANKA CELJE 6 th issue, B series	10,000		100,000.00	SIT	1,000,000,000	4,224,930	5,280,740
67	STANOVANJSKI SKLAD RS 1 st issue	70,965	102.00	29.37	EUR	503,128,661	2,125,683	2,656,892
68	BANKA VIPA 7 th issue	10,000	100.00	175.00	EUR	414,160,600	1,749,800	2,187,074
69	BANKA VIPA 6 th issue	10,000	101.00	150.00	EUR	358,544,748	1,514,827	1,893,382
70	BANKA VIPA 5 th issue	10,000	102.00	125.00	EUR	301,745,580	1,274,854	1,593,440
71	BANKA VIPA 4 th issue	8,000	103.00	127.84	EUR	249,301,394	1,053,281	1,316,496
72	BANKA VIPA 3 rd issue	10,000	103.81	95.88	EUR	235,558,049	995,216	1,243,921
73	SL. ZADR. KMET. BANKA	10,000	103.70	61.56	EUR	151,080,391	638,304	797,816
74	BANKA VIPA 2 nd issue	8,000	104.00	47.94	EUR	94,395,673	398,815	498,479
	TOTAL					718,041,247,391	3,033,674,162	3,791,789,122

EXCHANGE RATES	1 USD=	189.3674	SIT as of 31 Dec 2003
	1 EUR=	236.6903	SIT as of 31 Dec 2003

MARKET CAPITALISATION OF BONDS - FREE MARKET

Issue	Number of issued bonds	Price as of 30 Dec 2003	Principal amt. as of 30 Dec 2003	Currency of denomination	Market capitalisation as of 31 Dec 2003 (in SIT)	Market capitalisation as of 31 Dec 2003 (in EUR)	Market capitalisation as of 31 Dec 2003 (in USD)
1 SLOV. ODŠKODNINSKA DRUŽBA 2 nd issue	10,500,000	102.88	51.13	EUR	130,715,407,107	552,263,473	690,274,076
2 NLB 7 th issue	62,500	105.20	100,000.00	SIT	6,575,000,000	27,778,916	34,720,865
3 NLB 8 th issue	14,276	104.00	1,000.00	EUR	3,513,747,997	14,845,340	18,555,190
4 BANKA KOPER 4 th issue	20,000	107.60	100,000.00	SIT	2,152,000,000	9,092,050	11,364,152
5 PROBANKA 5 th issue	78,500	100.00	100.00	EUR	1,857,806,120	7,849,101	9,810,591
6 AUTOCOMMERCE 1 st issue	22,300	106.20	330.44	EUR	1,852,050,079	7,824,782	9,780,195
7 STANOVANJSKI SKLAD 3 rd issue	20,000	111.00	86,732.96	SIT	1,846,007,937	7,799,255	9,748,288
8 POŠTNA BANKA SLOVENIJE 3 rd issue	17,955	100.00	100,000.00	SIT	1,801,750,495	7,612,270	9,514,576
9 POŠTNA BANKA SLOVENIJE 2 nd issue	15,000	112.50	100,000.00	SIT	1,690,761,094	7,143,348	8,928,470
10 PROBANKA 6 th issue	65,000	101.00	100.00	EUR	1,553,693,908	6,564,248	8,204,654
11 KD INVESTMENTS 1 st issue	80,000	109.00	51.13	EUR	1,055,171,397	4,458,026	5,572,086
12 PROBANKA 4 th issue	50,000	101.00	82.08	EUR	980,978,431	4,144,565	5,180,292
13 SIP STROJNA INDUSTRIJA 1 st issue, A series	32,500		102.26	EUR	786,538,312	3,323,069	4,153,504
14 SIP STROJNA INDUSTRIJA 1 st issue, B series	17,250		102.26	EUR	417,470,335	1,763,783	2,204,552
15 BANKA KOPER 3 rd issue	10,000	100.00	125.00	EUR	295,829,000	1,249,857	1,562,196
16 UBK KONVERTIBILNE	80	98.00	4,535.71	EUR	84,157,354	355,559	444,413
17 POTEZA, BPD 2 nd issue	15,000	100.30	21.50	EUR	76,552,854	323,430	404,256
18 BANKA VIPA 1 st issue	4,000	101.00	15.98	EUR	15,278,787	64,552	80,683
TOTAL					157,270,201,206	664,455,625	830,503,039

EXCHANGE RATES	1 USD=	189.3674	SIT as of 31 Dec 2003
	1 EUR=	236.6903	SIT as of 31 Dec 2003

D3) MARKET CAPITALISATION OF INVESTMENT FUNDS

MARKET CAPITALISATION OF CLOSED-END FUNDS

	Closed-end funds	Number of shares traded	Price as of 30 Dec 2003	Market capitalisation as of 31 Dec 2003 (in SIT)	Market capitalisation as of 31 Dec 2003 (in EUR)	Market capitalisation as of 31 Dec 2003 (in USD)
1	TRIGLAV STEBER I, ID	147,487,470	289.73 SIT	42,731,544,683	180,537,794	225,654,176
2	NFD 1, INVESTICIJSKI SKLAD	160,580,300	237.21 SIT	38,091,252,963	160,932,886	201,150,002
3	INFOND ID	8,132,314	2,019.98 SIT	16,427,111,634	69,403,400	86,747,305
4	ID MAKSIMA	7,811,823	2,018.20 SIT	15,765,821,179	66,609,494	83,255,202
5	KD ID	92,046,145	159.07 SIT	14,641,780,285	61,860,500	77,319,435
6	ZLATA MONETA I, ID	68,297,800	205.63 SIT	14,044,076,614	59,335,244	74,163,117
7	ZVON ENA ID	2,277,577	2,219.49 SIT	5,055,059,376	21,357,273	26,694,454
8	VIPA INVEST	3,079,247	1,637.76 SIT	5,043,067,567	21,306,609	26,631,129
	TOTAL			151,799,714,300	641,343,200	801,614,820

MARKET CAPITALISATION OF AUTHORISED CLOSED-END FUNDS

	Authorised closed-end Funds	Number of shares traded	Price as of 30 Dec 2003	Market capitalisation as of 31 Dec 2003 (in SIT)	Market capitalisation as of 31 Dec 2003 (in EUR)	Market capitalisation as of 31 Dec 2003 (in USD)
1	ATENA PID	135,915,888	89.90 SIT	12,218,838,331	51,623,739	64,524,508
2	POMURSKA INVESTICIJSKA DRUŽBA 1	35,923,940	261.54 SIT	9,395,547,268	39,695,532	49,615,442
3	KRONA SENIOR	73,170,428	118.51 SIT	8,671,427,422	36,636,176	45,791,553
4	PID ZVON DVA	141,224,712	53.27 SIT	7,523,040,408	31,784,321	39,727,220
5	INFOND PID	87,641,964	75.53 SIT	6,619,597,541	27,967,338	34,956,373
6	MODRA LINIJA PID	34,156,833	185.99 SIT	6,352,829,370	26,840,261	33,547,640
7	ARKADA ENA, PID	66,406,092	89.04 SIT	5,912,798,432	24,981,161	31,223,951
8	TRIGLAV STEBER, PID	131,842,661	42.42 SIT	5,592,765,680	23,629,045	29,533,941
9	PID MAKSIMA	74,529,513	45.95 SIT	3,424,631,122	14,468,828	18,084,586
10	SETEV, PID	43,469,190	36.50 SIT	1,586,625,435	6,703,382	8,378,556
11	MERCATA 1 PID	26,821,153	54.61 SIT	1,464,703,165	6,188,269	7,734,717
12	NIKA, PID	32,574,698	38.19 SIT	1,244,027,717	5,255,930	6,569,387
13	VIZIJA I., PID	21,299,602	55.00 SIT	1,171,478,110	4,949,413	6,186,271
14	MERCATA PID	28,923,982	40.29 SIT	1,165,347,235	4,923,511	6,153,896
15	TRDNJAVA, PID	25,932,762	42.00 SIT	1,089,176,004	4,601,693	5,751,655
16	POOBLAŠČENA POMURSKA INV. DRUŽBA	22,967,400	44.95 SIT	1,032,384,630	4,361,753	5,451,755
17	TRDNJAVA I, PID	8,917,902	42.00 SIT	374,551,884	1,582,456	1,977,911
18	NIKA, PID 2	12,555,868	28.44 SIT	357,088,886	1,508,676	1,885,694
	TOTAL			75,196,858,639	317,701,480	397,095,058

EXCHANGE RATES	1 USD=	189.3674	SIT as of 31 Dec 2003
	1 EUR=	236.6903	SIT as of 31 Dec 2003

E) OTHER

E1) INDICATORS AS OF 31 DECEMBER 2003

ISSUE	Price as of 30 Dec 2003	Total net profit (loss) in 000 SIT in year 2002	Earning per share as of 31 Dec 2002	P / E ⁽¹⁾	Dividend for year 2002	Dividend yield	Book value as of 31 Dec 2002	Market book ratio	Turnover ratio ⁽²⁾
Aerodrom ⁽⁵⁾	6,061 SIT	1,552,796	409.00 SIT	14.82	200 SIT	3.30%	4,406.46 SIT	1.38	0.03
Comet	3,449 SIT	496,583	296.04 SIT	11.65	0	0.00%	3,184.45 SIT	1.08	0.04
Delo	27,736 SIT	780,468	1,170.61 SIT	23.69	1,000 SIT	3.61%	8,425.23 SIT	3.29	0.11
Delo Prodaja	6,038 SIT	402,699	693.19 SIT	8.71	270 SIT	4.47%	5,452.62 SIT	1.11	0.30
Droga	93,609 SIT	1,519,426	5,387.41 SIT	17.38	2,000 SIT	2.14%	55,401.69 SIT	1.69	0.07
Emona obala ⁽³⁾	1,700 SIT	(256,591)	(159.50 SIT)	⁽⁴⁾	0	0.00%	6,661.35 SIT	0.26	0.22
Etol	50,000 SIT	734,760	3,237.19 SIT	15.45	1,100 SIT	2.20%	41,389.29 SIT	1.21	0.03
Gradbeno podjetje Grosuplje	5,495 SIT	(583,499)	(2,926.11 SIT)	⁽⁴⁾	0	0.00%	20,918.09 SIT	0.26	0.14
Gorenje	4,918 SIT	4,060,980	337.11 SIT	14.59	95 SIT	1.93%	4,579.82 SIT	1.07	0.17
Geodetski zavod Slovenije	2,032 SIT	40,231	106.65 SIT	19.05	60 SIT	2.95%	3,475.91 SIT	0.58	0.05
Intereuropa	5,384 SIT	5,321,439	704.21 SIT	7.65	220 SIT	4.09%	4,319.55 SIT	1.25	0.09
Istrabenz	10,217 SIT	3,772,511	728.95 SIT	14.02	100 SIT	0.98%	5,580.27 SIT	1.83	0.06
Kolinska	5,936 SIT	1,069,413	338.30 SIT	17.55	120 SIT	2.02%	5,052.88 SIT	1.17	0.33
Krika	52,188 SIT	11,038,405	3,267.46 SIT	15.97	1,050 SIT	2.01%	24,261.46 SIT	2.15	0.16
Luka ⁽⁵⁾	7,218 SIT	4,354,005	311.00 SIT	23.21	225 SIT	3.12%	3,959.86 SIT	1.82	0.11
Mlinotest	2,098 SIT	333,313	139.51 SIT	15.04	48 SIT	2.29%	2,162.15 SIT	0.97	0.08
Mercator	32,662 SIT	4,925,605	1,535.17 SIT	21.28	450 SIT	1.38%	24,808.83 SIT	1.32	0.14
Merkur	24,391 SIT	1,881,397	2,096.65 SIT	11.63	650 SIT	2.66%	31,601.21 SIT	0.77	0.12
Kompas MTS	1,189 SIT	(991,355)	(281.10 SIT)	⁽⁴⁾	100 SIT	8.41%	3,496.47 SIT	0.34	0.12
Nika	1,331 SIT	40,619	217.57 SIT	6.12	0	0.00%	2,972.44 SIT	0.45	0.02
Petrol	56,208 SIT	5,310,767	2,582.51 SIT	21.76	700 SIT	1.25%	32,641.53 SIT	1.72	0.14
Pivovarna Laško	7,234 SIT	1,378,039	181.41 SIT	39.87	100 SIT	1.38%	4,807.92 SIT	1.50	0.15
Probanka	6,115 SIT	588,687	310.00 SIT	⁽⁴⁾	310 SIT	5.07%	5,875.20 SIT	⁽⁴⁾	0.23
Pivovarna Union	87,095 SIT	745,629	1,652.86 SIT	52.69	0	0.00%	45,338.35 SIT	1.92	0.07
Radenska	1,750 SIT	790,170	157.48 SIT	11.11	70 SIT	4.00%	3,981.70 SIT	0.44	0.02
Salus	126,866 SIT	1,555,405	11,863.72 SIT	10.69	3,500 SIT	2.76%	52,905.40 SIT	2.40	0.06
Sava	27,655 SIT	1,566,112	914.50 SIT	30.24	546 SIT	1.97%	30,066.69 SIT	0.92	0.05
Terme Čatež	28,150 SIT	1,381,281	2,669.22 SIT	10.55	400 SIT	1.42%	27,115.91 SIT	1.04	0.16
Tehnounion	12,100 SIT	(188,811)	(2,351.01 SIT)	⁽⁴⁾	0	0.00%	49,580.93 SIT	0.24	0.02
Živila	13,981 SIT	480,509	1,663.66 SIT	8.40	0	0.00%	35,728.87 SIT	0.39	0.17
Terme 3000	2,294 SIT	338,288	118.21 SIT	19.41	30 SIT	1.31%	1,936.94 SIT	1.18	0.15
Žito	33,857 SIT	849,237	2,466.66 SIT	13.73	920 SIT	2.72%	41,192.07 SIT	0.82	0.10
MARKET AVERAGE ⁽⁶⁾				17.44		1.77%		1.30	

Calculated on the basis of consolidated financial statements for year 2002. An average number of shares traded in year 2002 has been used for the calculations.

⁽¹⁾ P / E = PRICE / EARNING PER SHARE

⁽²⁾ Yearly turnover / average capitalisation as of 31 December 2003, 30 June 2003 and 31 December 2002.

⁽³⁾ Shares of daughter company are excluded.

⁽⁴⁾ Not applicable.

⁽⁵⁾ Calculation of P/E for Aerodrom and Luka Koper includes common and preferred shares.

⁽⁶⁾ Average P/E = total market capitalisation of common shares listed on official market (31 Dec 2003) / total net profit of companies listed on official market, adjusted with share of listed securities.

Average div. yield = total dividends, payed by the companies listed on official market in year 2002, adjusted with share of listed securities / total market capitalisation of common shares on official market (31 Dec 2003)

Average price / book value = total market capitalisation of common shares listed on official market (31 Dec 2003) / total equity of companies listed on official market (31 Dec 2002), adjusted with share of listed securities

E2) OWNERSHIP AND NET INFLOW OF FOREIGN INVESTMENTS

CHANGES IN FOREIGN OWNERSHIP IN CURRENT YEAR

ISSUE	Balance as of 31 Dec 2003 (in %)	Balance as of 31 Dec 2002 (in %)	% points change 31 Dec 2003/31 Dec 2002	Market capitalisation as of 31 Dec 2003 (in SITm)
PIVOVARNA LAŠKO	1.88	0.59	1.29	63,276
MERCATOR	3.71	2.45	1.26	104,795
PETROL	1.30	0.50	0.80	117,266
EMONA OBALA KOPER	1.01	0.66	0.36	2,960
SALUS	12.42	12.87	-0.46	17,124
KRKA	2.60	3.50	-0.90	184,881
KOLINSKA	1.38	4.46	-3.08	18,799
MERKUR	14.75	19.61	-4.86	29,625

NET INFLOW OF FOREIGN PORTFOLIO INVESTMENTS BY MONTH IN YEARS 2002 AND 2003 IN SITm

	Exchange market	Off-exchange market	Total	Turnover of foreign investors on the exchange	Foreign ownership (capitalisation of shares)	Share in turnover of foreign investors
Year 2002						
December	-673.89	-1,239.69	-1,913.57	1,505.21	19.68%	5.07%
Year 2003						
January	-329.00	2,848.09	2,519.09	871.78	19.59%	4.78%
February	-175.3	4,491.5	4,316.2	529.5	6.54%	5.36%
March	188.7	7,389.3	7,578.0	612.0	7.32%	6.99%
April	-27.4	9,086.1	9,058.7	513.4	7.23%	5.19%
May	-50.72	8,964.23	8,913.51	276.15	8.28%	4.17%
June	-82.20	11,814.68	11,732.48	580.54	8.34%	7.83%
July	-156.36	2,667.93	2,511.58	557.67	6.18%	5.81%
August	-367.08	9,656.10	9,289.02	1,949.53	6.27%	15.74%
September	1,140.53	-4,326.40	-3,185.87	1,830.58	6.01%	13.93%
October	-118.02	1,041.12	923.10	1,258.74	5.94%	7.96%
November	191.60	-1,725.81	-1,534.21	1,366.36	5.78%	7.87%
December	306.40	300.15	606.55	1,570.19	5.91%	7.77%
Total in Year 2003	521.20	52,206.99	52,728.19	11,916.37	5.91%	7.98%
Total in Year 2002	-11,895.17	337,085.31	325,190.16	39,402.86	19.68%	14.13%
Total in Year 2001	4,499.69	63,500.44	68,000.03	10,555.78	10.51%	4.45%
Total in Year 2000	208.11	8,540.41	8,748.52	4,295.57	7.77%	2.96%
Total in Year 1999	-2,269.19	674.01	-1,595.09	3,163.40	7.98%	1.88%
Total in Year 1998	2,761.20	-2,104.00	657.30	14,333.90	8.86%	10.72%
Total in Year 1997	8,440.86	9,965.96	18,406.81	24,090.40	n.a.	27.51%
Total in Year 1996	7,439.48	3,381.38	10,820.86	9,718.80	n.a.	14.49%

E3) RECORD VALUES

RECORD DAILY TURNOVER IN YEAR 2003

27 January 2003

	Value (in SIT)	Number of bargains	Volume in pieces
Order book trades	561,744,531	1,564	1,686,524
Cross trades	141,518,540	257	205,713
Block trades	4,878,778,425	8	630,604
Total	5,582,041,496	1,829	2,522,841

MAX AND MIN VALUE OF TURNOVER AND INDICES

	In year 2003		In years 1989-2002	
	Value	Date	Value	Date
Monthly turnover (in SITm)	42,234	December	62,044	December 2002
Daily turnover (in SITm)	5,582	27 Jan 2003	11,474	16 Jul 2002
Number of bargains per day	2,273	4 Dec 2003	6,411	27 Dec 2002
Value of block trade (in SITm)	3,017	27 Jan 2003	8,128	23 Nov 2001
Max value of SBI 20 index	4,034.53	5 Dec 2003	3,547.64	8 Nov 2002
Min value of SBI 20 index	3,067.67	3 Jul 2003	891.93	10 Sep 1996
Max value of SBI 20NT index	3,773.87	5 Dec 2003	3,350.05	28 Nov 2002
Min value of SBI 20NT index	2,932.15	3 Jul 2003	1,437.30	30 Jun 1998
Max value of IPT index	3,412.17	30 Dec 2003	2,699.16	4 Dec 2002
Min value of IPT index	2,528.38	11 Jun 2003	1,318.83	1 July 1998
Max value of PIX index	3,374.22	29 Dec 2003	3,013.05	27 Nov 2002
Min value of PIX index	2,558.26	12 Mar 2003	965.15	29 Apr 1999
Max value of BIO index	118.14	21 Nov 2003	113.52	14 Dec 1995
Min value of BIO index	110.20	24 Jan 2003	100.46	5 July 1995
Max value of FOOD AND BEVERAGES index	3,451.19	17 Nov 2003	2,986.46	28 Nov 2002
Min value of FOOD AND BEVERAGES index	2,810.81	4 Jul 2003	1,551.34	3 Apr 2000
Max value of CHEMICALS index	3,759.85	4 Dec 2003	3,420.54	28 Nov 2002
Min value of CHEMICALS index	2,927.68	23 Jun 2003	1,476.44	1 July 1998
Max value of OIL AND GAS index	6,279.02	4 Dec 2003	4,664.47	27 Nov 2002
Min value of OIL AND GAS index	3,876.94	12 Mar 2003	1,591.73	27 June 2000
Max value of TRANSPORT index	3,755.70	4 Dec 2003	2,863.02	27 Nov 2002
Min value of TRANSPORT index	2,649.50	8 Jan 2003	1,132.46	1 July 1998
Max value of TRADE index	2,904.64	5 Dec 2003	2,553.74	28 Nov 2002
Min value of TRADE index	2,170.67	2 Jul 2003	1,172.80	1 July 1998
Other				
Market capitalisation in SITm	2,441,991	31 Dec 2003	2,203,964	30 Nov 2002
Share in turnover of foreign investors	19.59%	31 Jan 2003	19.68%	31 Dec 2002

E4) NEW LISTED AND DELISTED SECURITIES AND CHANGES IN YEAR 2003

NEW LISTED LONG - TERM SECURITIES ON LJUBLJANA STOCK EXCHANGE IN YEAR 2003

OFFICIAL MARKET

BONDS

Issuer	Trading code	Nomin. value of issue	Issue	Listing date	First trading day
Republika Slovenija	RS49	11,319,804,800 EUR	49 th issue	17 Jan 2003	22 Jan 2003
Republika Slovenija	RS50	18,216,800 EUR	50 th issue	5 Mar 2003	11 Mar 2003
Republika Slovenija	RS51	24,392,500,000 SIT	51 st issue	5 Mar 2003	11 Mar 2003
Republika Slovenija	RS52	15,558,000,000 SIT	52 nd issue	14 Apr 2003	17 Apr 2003
Republika Slovenija	RS53	36,384,100 EUR	53 rd issue	14 Apr 2003	17 Apr 2003
Blagovno trgovinski center	BTC2	40,000,000 EUR	2 nd issue	29 May 2003	6 Jun 2003
Nova Ljubljanska banka	NLB9	10,847,400,000 SIT	9 th issue	10 Jun 2003	18 Jun 2003
Nova Ljubljanska banka	NLB10	10,824,300,000 SIT	10 th issue	10 Jun 2003	18 Jun 2003
Nova Ljubljanska banka	NLB11	26,326,000 EUR	11 th issue	10 Jun 2003	18 Jun 2003
Republika Slovenija	RS54	30,000,000,000 SIT	54 th issue	23 Oct 2003	29 Oct 2003
Abanka Vipava	AB07	17,300,000 EUR	7 th issue	16 Oct 2003	30 Oct 2003
Banka Celje	BCE7	10,000,000 EUR	7 th issue	3 Nov 2003	17 Nov 2003
Nova Ljubljanska banka	NLB12	8,000,000,000 SIT	12 th issue	30 Oct 2003	14 Nov 2003
Nova Ljubljanska banka	NLB13	11,733,500,000 SIT	13 th issue	30 Oct 2003	14 Nov 2003

FREE MARKET

SHARES

Issuer	Trading code	Type of share	Listing date	First trading day
Unit-as nepremičnine	USAR	common	14 Feb 2002	20 Feb 2002
Vizija holding, finančna družba	VIHR	common	13 Mar 2003	17 Mar 2003
Maksima holding, finančna družba	MAHR	common	28 Apr 2003	6 May 2003
AKTIVA INVEST, družba za investiranje	AKIR	common	23 May 2003	27 May 2003
AKTIVA AVANT, finančna družba	AAPG	common	11 Sep 2003	12 Sep 2003
CERTIUS INVEST, finančna družba	CRIR	common	15 Sep 2003	16 Sep 2003
ZVON ENA HOLDING, finančna družba	ZVHR	common	24 Oct 2003	30 Oct 2003
KD Naložbe	PDKR	common	4 Nov 2003	5 Nov 2003
ZLATA MONETA II finančna družba	ZM2R	common	12 Nov 2003	13 Nov 2003
VIPA HOLDING	VHDR	common	29 Oct 2003	5 Nov 2003
NFD HOLDING	NF2R	common	9 Dec 2003	10 Dec 2003
KS2 NALOŽBE	KS2G	common	19 Dec 2003	22 Dec 2003
KS4 NALOŽBE	K4SG	common	29 Dec 2003	30 Dec 2003
C2 NALOŽBE	CAPG	common	29 Dec 2003	30 Dec 2003

BONDS

Issuer	Trading code	Nominal value of issue	Issue	Listing date	First trading day
Probanka	PRB6	6,500,000 EUR	6 th issue	25 Jul 2003	30 Jul 2003

Close-end funds

Issuer	Trading code	Type of share	Listing date	First trading day
ID MAKSIMA	MAIR	common	13 May 2003	21 May 2003
VIPA INVEST	VIIN	common	5 Nov 2003	13 Nov 2003
ZVON ENA ID	ZVIR	common	11 Nov 2003	24 Nov 2003

Authorised investment funds

Issuer	Trading code	Type of share	Listing date	First trading day
Triglav steber, PID	TRSR	common	13 Mar 2003	20 Mar 2003
VIZIJA I., PID	VZPR	common	1 Apr 2003	8 Apr 2003
PID MAKSIMA	MPIR	common	13 May 2003	21 May 2003

DELISTED LONG - TERM SECURITIES IN YEAR 2003

OFFICIAL MARKET

SHARES

Issuer	Trading code	Type of share	Delisting date
Lek Ljubljana	LEKA	common	3 Feb 2003
Lek Ljubljana	LEKB	preferred	3 Feb 2003
Banka Vipa	VPPP	preferred	3 Feb 2003
Banka Koper	BKP	common	7 Jul 2003

BONDS

Issuer	Trading code	Issue	Delisting date
Republika Slovenija	RS4E	4 th issue	15 Jan 2003
Republika Slovenija	RSH	15 th issue, H series	15 Jan 2003
Republika Slovenija	RSI	15 th issue, I series	18 Mar 2003

FREE MARKET

SHARES

Issuer	Trading code	Type of share	Delisting date
Grad Prestranek	GDPR	common	10 Feb 2003
Dadas poslovni sistem Maribor	DAD	common	17 Feb 2003
Hipotekarna banka Brežice	HBR	common	17 Feb 2003
Hipotekarna banka Brežice	HBP	preferred	17 Feb 2003
Primofin Maribor	PFNP	preferred	17 Feb 2003
Razvojna družba Ljubljana	RDRO	common	17 Feb 2003
Sivent Ljubljana	SINR	common	18 Feb 2003
PULSAR HOLDING	PLHR	common	30 May 2003
KRUH-PECIVO	KPEG	common	29 May 2003
Mlaj Zadobrova	MTZG	common	14 Jul 2003
Valkarton Logatec	VLOG	common	17 Jul 2003
Gozdno gospodarstvo Postojna	GZPG	common	6 Aug 2003
TUS ko-si	TUKG	common	16 Oct 2003
Saturnus - Avtooprema	SAAG	common	28 Nov 2003

BONDS

Issuer	Trading code	Issue	Delisting date
SI.MOBIL Ljubljana	SM01E	1 st issue	18 Feb 2003

AUTHORISED INVESTMENT FUNDS

Issuer	Trading code	Type of share	Delisting date
DPB Vizija, PID	VZ0N	common	2 Apr 2002
PID MAKSIMA	MX1N	common	14 May 2003
AKTIVA AVANT I, PID	AAPR	common	12 Sep 2003
NIKA PID 1	NK1N	common	16 Sep 2003
PID ZVON ENA	ZV1N	common	23 Oct 2003
VIPA INVEST, PID	VI0N	common	28 Oct 2003
KD PID	KDPN	common	5 Nov 2003
ZLATA MONETA II, PID	ZM2N	common	13 Nov 2003
NFD 2 INVESTICIJSKI SKLAD	NF2N	common	10 Dec 2003
KS-SKLAD 2, PID	KS2N	common	22 Dec 2003
KS-SKLAD 4, PID	K4SR	common	30 Dec 2003
CAPINVEST 2, PID	CAPN	common	30 Dec 2003

PENSION COUPONS

Issuer	Trading code	Delisting date
Kapitalska družba	PBON	1 Jan 2003

EXTENDED LISTING OF LONG - TERM SECURITIES IN YEAR 2003

OFFICIAL MARKET

SHARES

Issuer	Trading code	Type of share	Number of shares before extension	Number of shares after extension	Extension date
Terme 3000	ZMTG	common	2,861,843	3,184,444	10 Jun 2003
Merkur Naklo	MER	common	912,585	1,214,585	25 Sep 2003

BONDS

Issuer	Trading code	Issue	Number of bonds before extension	Number of bonds after extension	Extension date
Republika Slovenija	RS50	50 th issue	182,168	612,818	3 Jun 2003
Republika Slovenija	RS51	51 st issue	2,439,250	4,447,050	3 Jun 2003
Republika Slovenija	RS52	52 nd issue	1,555,800	4,000,000	16 Jul 2003
Republika Slovenija	RS53	53 rd issue	363,841	1,000,000	16 Jul 2003

FREE MARKET

SHARES

Issuer	Trading code	Type of share	Number of shares before extension	Number of shares after extension	Extension date
ŽITO INTES živilska industrija	IMTG	common	549,982	2,518,194	13 Feb 2003
FOND INVEST	MHLG	common	336,655	595,241	8 Sep 2003

REDUCED LISTING OF LONG - TERM SECURITIES IN YEAR 2003

OFFICIAL MARKET

SHARES

Issuer	Trading code	Type of share	Number of shares before reduction	Nominal value of share before reduction	Number of shares after reduction	Nominal value of share after reduction	Reduction date
Kompas MTS	MTSG	common	3,526,714	1,000 SIT	2,973,005	1,000 SIT	4 Dec 2003

FREE MARKET

SHARES

Issuer	Trading code	Type of share	Number of shares before reduction	Nominal value of share before reduction	Number of shares after reduction	Nominal value of share after reduction	Reduction date
Capita	CAP1	common	585,116	1,000 SIT	315,963	1,000 SIT	20 Jan 2003
Železarna Ravne - Monter Dravograd	ZMDG	common	444,100	1,000 SIT	359,761	1,000 SIT	8 Apr 2003
TUS KO-SI	TUKG	common	229,456	1,000 SIT	215,307	1,000 SIT	15 Jul 2003
ZASAVSKI RAČUNSKI CENTER	ZRCG	common	70,700	1,000 SIT	63,690	1,000 SIT	16 Dec 2003

REDUCED NOMINAL VALUE OF SHARE

FREE MARKET

SHARES

Issuer	Trading code	Type of share	Number of shares	Nominal value of share before reduction	Nominal value of share after reduction	New trading code	Reduction date
Saturnus Embalaža	SELG	common	84,064	10,000 SIT	8,000 SIT	SELR	3 Jul 2003

EXPIRED BONDS IN YEAR 2003

Issuer	Trading code	Issue	Market	Last trading day
Republika Slovenija	RS16	16 th issue	official market	17 Feb 2003
Republika Slovenija	RS08E	8 th issue	official market	26 May 2003
Republika Slovenija	RS14	14 th issue	official market	26 May 2003
Nova KBM	KBM1E	1 st issue	official market	26 May 2003
Republika Slovenija	RS19	19 th issue	official market	17 Jul 2003
Probanka	PRB1	1 st issue	official market	25 Jul 2003
SKB banka	SKB3E	3 rd issue	official market	8 Sep 2003
Republika Slovenija	RS20	20 th issue	official market	24 Nov 2003
Probanka	PRB2E	2 nd issue	official market	18 Dec 2003
Slovenska razvojna družba	SKR1E	1 st issue	official market	31 Dec 2003
Nama	NAL1	1 st issue	free market	31 Dec 2003

F) LIST OF SECURITIES - DECEMBER 2003

F1) OFFICIAL MARKET (1)

CORPORATE BONDS

	Issuer	Trading code	First trading day	Nominal value of issue traded	Coupon interest rate	Maturity	Sector
1	ABANKA VIPA	AB03	14 June 1999	7 EURm	5% p.a.	1998-2005	banking
2	ABANKA VIPA	AB04	27 Dec 2000	10 EURm	6.25% p.a.	2000-2007	banking
3	ABANKA VIPA	AB05	26 Sept 2001	10 EURm	6% p.a.	2001-2006	banking
4	ABANKA VIPA	AB06	25 Nov 2002	13.5 EURm	5.9% p.a.	2002-2009	banking
5	ABANKA VIPA	AB07	30 Oct 2003	17.3 EURm	5.3% p.a.	2003-2010	banking
6	BANKA CELJE	BCE3	6 Mar 2000	10 EURm	6% p.a.	1999-2005	banking
7	BANKA CELJE	BCE4	9 Feb 2001	10 EURm	6% p.a.	2000-2006	banking
8	BANKA CELJE	BCE5	19 Dec 2001	10 EURm	6% p.a.	2001-2007	banking
9	BANKA CELJE	BCE6A	30 Sept 2002	10 EURm	5.6% p.a.	2002-2008	banking
10	BANKA CELJE	BCE6B	30 Sept 2002	10,000 SITm	4.9% p.a.	2000-2005	banking
11	BANKA CELJE	BCE7	17 Nov 2003	10 EURm	5.15% p.a.	2003-2010	banking
12	ABANKA VIPA	VP02E	25 Oct 1995	2,045,167.52 EUR	10% p.a.	1995-2005	banking
13	ABANKA VIPA	VIP3E	13 Nov 1996	2,556,459.41 EUR	7.5% p.a.	1996-2006	banking
14	ABANKA VIPA	VIP4E	3 Dec 1997	2,045,167.52 EUR	7% p.a.	1997-2007	banking
15	ABANKA VIPA	VIP5	24 Dec 1998	2 EURm	6% p.a.	1998-2008	banking
16	ABANKA VIPA	VIP6	6 Mar 2000	2 EURm	5.5% p.a.	1999-2009	banking
17	ABANKA VIPA	VIP7	19 July 2001	2 EURm	6.2% p.a.	2001-2010	banking
18	BLAGOVNO TRGOVINSKI CENTER	BTC1E	24 Feb 1997	17,383,924.96 EUR	10.5% p.a.	1996-2008	retail, wholesale and real estate trade
19	BLAGOVNO TRGOVINSKI CENTER	BTC2	6 Jun 2003	40 EURm	7% p.a.	2001-2011	retail, wholesale and real estate trade
20	HOTELI BERNARDIN	HTB1E	28 June 1999	10,225,837.62 EUR	8.5% p.a.	1999-2009	hotel and restaurant activities
21	LB BANKA ZASAVJE	BZ02E	14 Jan 1997	4,601,626.93 EUR	7.5% p.a.	1996-2004	banking
22	NFD	NI01	21 Dec 1999	2,171.84 SITm	5.5% p.a. + TOM	1999-2006	investment consulting
23	NOVA KBM	KBM2	14 Nov 2000	9 EURm	5.9% p.a.	2000-2006	banking
24	NOVA KBM	KBM3	14 Nov 2001	2,000 SITm	5.8% p.a.+TOM	2001-2006	banking
25	NOVA KBM	KBM4	14 Nov 2001	9 EURm	6% p.a.	2001-2006	banking
26	NOVA LJUBLJANSKA BANKA	NLB5	27 Sept 2001	12 mio EUR	5.8% p.a.	2000-2005	banking
27	NOVA LJUBLJANSKA BANKA	NLB3	18 July 2000	4,000 SITm	5.25% p.a. + TOM	2000-2005	banking
28	NOVA LJUBLJANSKA BANKA	NLB4	18 July 2000	5 EURm	5.65% p.a.	2000-2005	banking
29	NOVA LJUBLJANSKA BANKA	NLB9	18 Jun 2003	10,847.4 SITm	8.5% p.a.	2002-2006	banking
30	NOVA LJUBLJANSKA BANKA	NLB10	18 Jun 2003	10,824.3 SITm	3% p.a. + TOM	2002-2007	banking
31	NOVA LJUBLJANSKA BANKA	NLB11	18 Jun 2003	26.326 EURm	5.1% p.a.	2002-2009	banking
32	NOVA LJUBLJANSKA BANKA	NLB12	14 Nov 2003	8,000 SITm	2.65% + TOM	2003-2008	banking
33	NOVA LJUBLJANSKA BANKA	NLB13	14 Nov 2003	11,733.5 SITm	7.0%	2003-2013	banking
34	SKB BANKA	SKB4A	30 Dec 1999	3,818.2 SITm	5.25% p.a. + TOM	1999-2005	banking
35	SKB BANKA	SKB4B	30 Dec 1999	5,909 EURm	5.25% p.a.	1999-2006	banking
36	SLOVENSKA ZADRUŽNA KMETIJSKA BANKA	ZBK1E	10 July 1995	2,556,459.41 EUR	10% p.a.	1994-2004	banking
37	SLOVENSKA ZADRUŽNA KMETIJSKA BANKA	SZB3	15 Mar 2000	2,000 SITm	5.3% p.a. + TOM	1999-2005	banking
38	STANOVANJSKI SKLAD RS	SSR1E	4 July 1996	4,083,023.58 EUR	6% p.a.	1995-2010	national mortgage agency
39	STANOVANJSKI SKLAD RS	SSR2	30 June 1998	2,000 SITm	7.2% p.a. + TOM	1998-2008	national mortgage agency

MUNICIPAL and GOVERNMENT BONDS

	Issuer	Trading code	First trading day	Nominal value of issue traded	Coupon interest rate	Maturity	Sector
1	REPUBLIC OF SLOVENIA	RS10	14 June 1999	52,189.61 SITm	4.5% p.a. + TOM	1997-2007	government bond
2	REPUBLIC OF SLOVENIA	RS13E	14 June 1999	54,555,355.02 EUR	5.55% p.a.	1998-2008	government bond
3	REPUBLIC OF SLOVENIA	RS17	15 Mar 2000	9,000 SITm	4.7% p.a. + TOM	2000-2005	government bond
4	REPUBLIC OF SLOVENIA	RS18	15 May 2000	50 EURm	6% p.a.	2000-2010	government bond
5	REPUBLIC OF SLOVENIA	RS21	18 Nov 2002	20,000 SITm	1% p.a. + TOM	2001-2015	government bond
6	REPUBLIC OF SLOVENIA	RS22	22 Feb 2001	8,000 SITm	4.7% p.a. + TOM	2001-2006	government bond
7	REPUBLIC OF SLOVENIA	RS23	20 Feb 2001	40 EURm	6% p.a.	2001-2011	government bond
8	REPUBLIC OF SLOVENIA	RS24	22 Mar 2001	1,100 SITm	4.2% p.a. + TOM	2001-2004	government bond
9	REPUBLIC OF SLOVENIA	RS25	3 May 2001	8,000 SITm	4.7% p.a. + TOM	2001-2006	government bond
10	REPUBLIC OF SLOVENIA	RS26	14 June 2001	50 EURm	5.375% p.a.	2001-2011	government bond
11	REPUBLIC OF SLOVENIA	RS27	20 Dec 2001	17,000 SITm	4.7% p.a. + TOM	2001-2006	government bond
12	REPUBLIC OF SLOVENIA	RS28	25 Jan 2002	10,500 SITm	4.2% p.a. + TOM	2002-2005	government bond
13	REPUBLIC OF SLOVENIA	RS29	25 Jan 2002	55 EURm	5.375% p.a.	2002-2012	government bond
14	REPUBLIC OF SLOVENIA	RS31	25 Jan 2002	2,974.68 SITm	4.7% p.a. + TOM	2002-2007	government bond
15	REPUBLIC OF SLOVENIA	RS32	25 Jan 2002	23,8655 EURm	5.375% p.a.	2002-2012	government bond
16	REPUBLIC OF SLOVENIA	RS33	9 Apr 2002	127.166 EURm	8% p.a.	2002-2022	government bond
17	REPUBLIC OF SLOVENIA	RS34	26 Feb 2002	16,910 SITm	4.2% p.a. + TOM	2002-2007	government bond
18	REPUBLIC OF SLOVENIA	RS35	26 Mar 2002	14,000 SITm	9% p.a.	2002-2007	government bond
19	REPUBLIC OF SLOVENIA	RS36	26 Mar 2002	12,000 SITm	7.5% p.a.	2002-2005	government bond
20	REPUBLIC OF SLOVENIA	RS37	30 Apr 2002	17,000 SITm	4% p.a. + TOM	2002-2007	government bond
21	REPUBLIC OF SLOVENIA	RS38	30 Apr 2002	100 EURm	5.63% p.a.	2002-2017	government bond
22	REPUBLIC OF SLOVENIA	RS39	18 Nov 2002	30,000 SITm	1% p.a. + TOM	2002-2008	government bond
23	REPUBLIC OF SLOVENIA	RS40	7 June 2002	15,000 SITm	3.9% p.a. + TOM	2002-2007	government bond
24	REPUBLIC OF SLOVENIA	RS41	26 June 2002	12,000 SIT m	3.9% p.a. + TOM	2002-2007	government bond
25	REPUBLIC OF SLOVENIA	RS42	24 Jul 2002	12,000 SIT m	9% p.a.	2002-2005	government bond
26	REPUBLIC OF SLOVENIA	RS43	22 Oct 2002	15,600 SITm	3% p.a. + TOM	2002-2006	government bond
27	REPUBLIC OF SLOVENIA	RS44	29 Nov 2002	2,964.93 SITm	6.65% p.a.	2002-2012	government bond
28	REPUBLIC OF SLOVENIA	RS45	3 Dec 2002	12,112.49 SITm	8.2% p.a.	2002-2005	government bond
29	REPUBLIC OF SLOVENIA	RS48	10 Dec 2002	60 EURm	4.75% p.a.	2002-2012	government bond
30	REPUBLIC OF SLOVENIA	RS49	22 Jan 2003	29,78896 EUR m	4.75% p.a.	2003-2022	government bond
31	REPUBLIC OF SLOVENIA	RS50	11 Mar 2003	61,281,800 EUR	4.50% p.a.	2003-2013	government bond
32	REPUBLIC OF SLOVENIA	RS51	11 Mar 2003	44,470.5 SITm	7.75% p.a.	2003-2006	government bond
33	REPUBLIC OF SLOVENIA	RS52	17 Apr 2003	40,000 SITm	6.25% p.a.	2003-2008	government bond
34	REPUBLIC OF SLOVENIA	RS53	17 Apr 2003	100 EURm	4.875% p.a.	2003-2018	government bond
35	REPUBLIC OF SLOVENIA	RS54	29 Oct 2003	30,000 SITm	5.75% p.a.	2003-2013	government bond

TOM (abbreviation for: "temeljna obrestna mera" - base interest rate) - indexation factor, calculated as twelve month average of monthly consumer price index

F1) OFFICIAL MARKET (2)

COMMON SHARES

	Issuer	Trading code	First trading day	Nominal value of issue listed	Number of shares traded	Isin code	Sector
1	AERODROM	AELG	8 Oct 1997	1,936.229 SITm	1,936,229	SI 003110327 6	airport services
2	COMET	CHZG	2 Nov 1998	1,700.688 SITm	1,700,688	SI 003110440 7	grinding wheels and other non-metals production
3	DELO	DELR	13 Jan 1999	667.464 SITm	667,464	SI 003110445 6	publishing
4	DELO PRODAJA	DPRG	12 Feb 2001	593.549 SITm	593,549	SI 003110707 9	trade
5	DROGA PORTOROŽ	DRPG	12 June 1996	2,827.68 SITm	282,768	SI 003110025 6	food processing industry
6	EMONA OBALA KOPER	EOKG	7 Jan 1998	1,741.456 SITm	1,741,456	SI 003110268 2	commerce
7	ETOL	ETOG	21 Feb 1997	2,745.76 SITm	274,576	SI 003110133 8	essential oils and fragrances production
8	GEODETSKI ZAVOD SLOVENIJE	GZRG	8 Jan 2001	379.820 SITm	379,820	SI 003111033 9	surveying and cartography
9	GORENJE	GRVG	10 Nov 2000 official market (2 June 1998 free market)	12,200 SITm	12,200,000	SI 003110407 6	household appliances
10	GRADBENO PODJETJE GROSUPLJE	GPG	23 Dec 1994	19,941.1 SITm	199,411	SI 003110072 8	construction industry
11	INTEREUROPA	IEKG	12 Jan 1998	7,902.413 SITm	7,902,413	SI 003110009 0	retail trade
12	ISTRABENZ	ITBG	16 June 1997	5,180 SITm	5,180,000	SI 003110207 0	holding companies management
13	KOMPAS MTS	MTSG	8 Dec 2000	2,973.005 SITm	2,973,005	SI 003110370 6	catering service, border-crossing and tourist services
14	KOLINSKA	KOLR	8 Jan 1996	3,166.992 SITm	3,166,992	SI 003110005 8	food processing industry
15	KRKA	KRKG	4 Nov 1997	14,170.448 SITm	3,542,612	SI 003110212 0	pharmaceutical & chemical industry
16	LUKA KOPER	LKPG	20 Nov 1996	7,140 SITm	7,140,000	SI 003110134 6	transport
17	MERCATOR	MELR	22 Dec 1997	32,085.04 SITm	3,208,504	SI 003110008 2	commerce industry, agriculture
18	MERKUR	MER	30 Nov 1998	12,145.85 SITm	1,214,585	SI 003110463 9	wholesale and retail trade
19	MLINOTEST	MAJG	3 Apr 2000	2,389.177 SITm	2,389,177	SI 003110820 0	food processing industry
20	NIKA BREŽICE	NIKA	23 June 1992	479.688 SITm	479,688	SI 003110079 3	financial consultancy and services
21	PETROL	PETG	5 May 1997	12,517.806 SITm	2,086,301	SI 003110215 3	crude-oil and gas trade
22	PIVOVARNA LAŠKO	PILR	1 Feb 2000	8,747.652 SITm	8,747,652	SI 003110741 8	brewery
23	PIVOVARNA UNION	PULG	6 Mar 2000	4,511.14 SITm	451,114	SI 003110907 5	brewery and soft drinks
24	RADENSKA	RARG	3 Apr 1997	5,061.856 SITm	5,061,856	SI 003110230 2	health resort
25	SALUS	SALR	16 Jan 1992	134.98 SITm	134,980	SI 003110568 5	full-line pharmaceutical wholesale
26	SAVA	SAVA	6 Jan 2000	17,209.87 SITm	1,720,987	SI 003110845 7	chemicals
27	TEHNOUNION	TEHG	26 Nov 1998	840.05 SITm	84,005	SI 003110002 5	sales agent and marketing of motor vehicles
28	TERME ČATEŽ	TCRG	26 Aug 1993	4,049.826 SITm	674,971	SI 003110063 7	health resort
29	TERME 3000	ZMTG	25 Sep 1997	3,184.444 SITm	3,184,444	SI 003110325 0	health resort
30	ŽIVILA KRANJ	ZKNG	15 May 2000	3,199.97 SITm	319,997	SI 003110678 2	trade and catering industry
31	ŽITO	ZTOG	20 Mar 2000	3,487.65 SITm	348,765	SI 003110844 0	flour, bread, pasta and sweets production

PREFERRED SHARES

	Issuer	Trading code	First trading day	Nominal value of issue listed	Number of shares traded	Isin code	Sector
1	PROBANKA	PRBP	30 Mar 1993	400 SITm	400,000	SI 002120040 5	banking

TRADED SECURITIES - DECEMBER 2003

F2) FREE MARKET (1)

CORPORATE BONDS

	Issuer	Trading code	First trading day	Nominal value of issue traded	Interest rate	Maturity	Sector
1	AUTOCOMMERCE LJUBLJANA	ACL1E	15 Dec 1997	11,401,808.95 EUR	8% p.a.	1997-2006	foreign and domestic trade, service and production
2	BANKA KOPER	BKP3	5 Jan 2000	5 EURm	5% p.a.	1999-2004	banking
3	BANKA KOPER	BKP4	21 Dec 2000	2,000 SITm	6% p.a. + TOM	2000-2005	banking
4	BANKA VIPA	VP01E	5 Jan 1995	1,022,583.76 EUR	10% p.a.	1994-2004	banking
5	KD INVESTMENTS	KD01E	24 July 1996	4,090,335.05 EUR	10% p.a.	1996-2006	investment
6	NOVA LJUBLJANSKA BANKA	NLB7	22 Nov 2002	6,250 SITm	10% p.a.	2002-2005	banking
7	NOVA LJUBLJANSKA BANKA	NLB8	22 Nov 2002	14,276 EURm	5.5% p.a.	2002-2007	banking
8	POŠTNA BANKA SLOVENIJE	PBS2	27 Dec 2002	1,500 SITm	6% + TOM	2000-2007	banking
9	POŠTNA BANKA SLOVENIJE	PBS3	27 Dec 2002	1,795.5 SITm	5.3% + TOM	2000-2005	banking
10	POTEZA	BDP2	13 Dec 1999	1.5 EURm	7.5% p.a.	1999-2004	brokerage house
11	PROBANKA	PRB4	15 Mar 2000	5 EURm	5.5% p.a.	1999-2007	banking
12	PROBANKA	PRB5	26 Apr 2002	7.85 EURm	6.25% p.a.	2001-2006	banking
13	PROBANKA	PRB6	30 Jul 2003	6.5 EURm	5.7% p.a.	2002-2008	banking
14	SIP STROJNA OPREMA	SIP1AE	19 June 2000	3,323,397.23 EUR	6% p.a.	1999-2009	production of tractors and other agricultural, forestry and cultivation machinery
15	SIP STROJNA OPREMA	SIP1BE	19 June 2000	1,763,956.99 EUR	6% p.a.	1999-2009	
16	UBK BANKA	UBKKE	5 Jan 1995	3,067,751.29 EUR	8.5% floating rate	1994-2004	banking

* floating interest rate calculated as an average annual interest rate of long-term government bonds denominated in EUR

MUNICIPAL and GOVERNMENT BONDS

	Issuer	Trading code	First trading day	Nominal value of issue traded	Coupon interest rate	Maturity	Sector
1	SLOVENSKA ODŠKODNINSKA DRUŽBA	SOS2E	7 Apr 1997	536,865,000 EUR	6% p.a.	1996-2004	meeting commitments deriving from denationalisation process
2	STANOVAJSKI SKLAD RS	SSR3	8 May 2001	2,000 SITm	6.1% p.a. + TOM	2001-2011	national mortgage agency

TOM (abbreviation for: "temeljna obrestna mera" - base interest rate) - indexation factor calculated as twelve month average of monthly consumer price index

F2) FREE MARKET (2)

COMMON SHARES

	Issuer	Trading code	First trading day	Nominal value of issue traded	Number of shares traded	Isin code	Sector
1	AGROKOMBINAT MARIBOR	AKMG	24 Sep 1999	403.808 SITm	403.808	SI 003110433 2	retail, fodder production for livestock, meat and milk products, granary services
2	AKTIVA AVANT	AAPG	12 Sep 2003	2.951.872 SITm	2.951.872	SI 002111191 7	other financial intermediation
3	AKTIVA INVEST	AKIR	27 May 2003	775.11 SITm	775.110	SI 02111135 4	enterprise & business counselling
4	ALPETOUR POTOVALNA AGENCIJA ŠKOFJA LOKA	APAG	2 Aug 2000	526.084 SITm	263.042	SI 003110989 3	passengers transport
5	AVTO CELJE	AVCG	4 Feb 1997	418.077 SITm	418.077	SI 003110211 2	car sale and repair services
6	AVTOPREVOZNIŠTVO IN SERVISI VELENJE	ASVG	1 Sep 1997	308.696 SITm	308.696	SI 003110315 1	transport company
7	BELINKA HOLDING LJUBLJANA	BELG	19 Oct 2000	2.702.532 SITm	2.702.532	SI 003110216 1	holding companies management
8	CAPITA LJUBLJANA	CAP1	5 Sep 1997	315.963 SITm	315.963	SI 002110003 5	holding companies management
9	C2 NALOŽBE	CAPG	29 Dec 2003	587.661 SITm	587.661	SI 002111202 2	holding companies management
10	CERTIUS INVEST	CRIR	16 Sep 2003	3.091.062 SITm	3.091.062	SI 002111192 5	other financial intermediation
11	CETIS CELJE	CETG	10 Mar 1997	2.400 SITm	200.000	SI 003110084 3	paper industry and graphics
12	CINKARNA CELJE	CICG	6 Mar 1998	4.874.862 SITm	812.477	SI 003110380 5	metallurgical and chemical industry
13	COLOR MEDVODE	COMG	15 Jan 1998	1.900.782 SITm	950.391	SI 003110360 7	resin, colours and varnish industry
14	CREINA KRANJ	CRKG	21 Feb 2000	194.376 SITm	48.594	SI 003110915 8	production and wholesale of agricultural and industrial machines and gadgets
15	DANA MIRNA	DMRG	7 June 1999	356.128 SITm	356.128	SI 003110520 6	secondary industry of fruit processing and production of alcohol and non-alcohol drinks
16	DZS LJUBLJANA	DZS	12 May 1999	1.429.368 SITm	1.429.368	SI 003110527 1	publishing and trading
17	EGOLES ŠKOFJA LOKA	GKRG	17 Sep 1999	258.3 SITm	258.300	SI 003110714 5	forest management and sale of wood products
18	ELMO LJUBLJANA	IELG	22 Feb 2001	708 SITm	708.000	SI 003111026 3	electrical installations
19	ETRA 33 LJUBLJANA	ETRG	7 Nov 2002	454.23 SITm	45.423	SI 003110712 9	production of electromotors, generators and transformers
20	FINIRA LJUBLJANA	FIRR	10 Oct 2002	2.179.206 SITm	2.179.206	SI 002111138 8	holding companies management
21	FOND INVEST	MHLG	30 Jan 2001	595.241 SITm	595.241	SI 003111007 3	holding companies management
22	FRUCTAL AJDOVŠČINA	FRAG	6 Jan 1998	2.504.151 SITm	2.504.151	SI 003110359 9	food-processing industry
23	GEA COLLEGE LJUBLJANA	GEAR	5 Jan 1995	147.885 SITm	147.885	SI 003110080 1	consulting
24	GEA TOVARNA OLJA SLOV.BISTRICA	GSBG	30 June 1996	660.348 SITm	660.348	SI 003110129 6	oil - producing industry
25	GRADIS GP LJUBLJANA	GLJG	12 July 1999	609.5 SITm	304.750	SI 003110393 8	construction
26	GRAND HOTEL UNION LJUBLJANA	GHUG	5 Jan 2000	1.814.613 SITm	1.814.613	SI 003110865 5	hotel industry
27	GORENJSKI TISK KRANJ	GTKG	19 Sep 1996	960.176 SITm	960.176	SI 003110119 7	graphics services
28	GORIŠKE OPEKARNE RENČE	GORG	8 Mar 1999	392.725 SITm	392.725	SI 003110499 3	production of different clay brick products
29	GOZDNO GOSPODARSTVO BLEĐ	GGBG	27 Dec 1999	611.9 SITm	611.900	SI 003110737 6	forest management
30	HELIOS DOMŽALE	HDOG	19 Sep 1996	2.198.61 SITm	219.861	SI 003110114 8	intermediary on fuel, mine sector
31	HIDROTEHNIK LJUBLJANA	VHLG	5 July 1999	384.472 SITm	384.472	SI 003110551 1	building industry and protection against flood damage
32	HOTELI PALACE PORTOROŽ	PALG	7 Oct 1997	2.346.102 SITm	2.346.102	SI 003110330 0	hotel industry
33	IMP ČRPALKE	ICRG	9 Sep 1998	333.034 SITm	333.034	SI 003110434 0	production of pumps
34	INFOND HOLDING	IFFR	23 Sept 2002	16.833.414 SITm	16.833.414	SI 002111076 0	holding companies management
35	INLES RIBNICA	IHPG	8 Oct 1999	1.111.050 SITm	555.525	SI 003110745 9	production of furniture
36	INTARA LJUBLJANA	INTR	5 Jan 1995	101 SITm	101.000	SI 003110114 8	brokerage house
37	INTEGRAL JESENICE	INJG	14 Sep 1999	243.784 SITm	243.784	SI 003110708 7	merchandise and passenger transport, motor vehicle service and repairs
38	INTERTRADE ITA LJUBLJANA	INRG	20 Oct 1997	695.31 SITm	69.531	SI 003110333 4	mechanical engineering representative
39	INTERTRADE ITS LJUBLJANA	ITSG	24 Apr 1998	1.260 SITm	1.260.000	SI 003110394 6	information and computer service
40	ŽITO INTES	IMTG	9 Mar 2000	2.518.194 SITm	2.518.194	SI 003110920 8	cereal processing and production of farinaceous food
41	IMP KLIMAT	KLLG	26 Apr 2002	353.9 SITm	353.900	SI 003111114 7	production of air conditioning equipment
42	JADRAN SEŽANA	JASG	23 Sep 1996	226.334 SITm	226.334	SI 003110154 4	commerce industry
43	JATA EMONA	JAMR	15 Jan 2002	3.197.534 SITm	3.197.534	SI 003111109 7	production and retailing of poultry meat
44	JAVOR PIVKA	JPIG	13 Nov 2000	1.194.7 SITm	1.194.700	SI 003110910 9	production of plywood, bound and layer wood, fibre and other slabs
45	JELEN SLOVENSKE KONJICE	JESG	29 Nov 1999	50.849 SITm	50.849	SI 003110430 8	restaurant & hotel capacities
46	JUTEKS ŽALEC	JTKG	2 Nov 1999	641.432 SITm	641.432	SI 003110786 3	carpet production on various linings
47	KEMA PUCONCI	KEPG	17 Dec 1998	217.346 SITm	217.346	SI 003110420 9	production of special buildingmaterials
48	KLASJE CELJE	KLKG	2 July 1999	734.716 SITm	734.716	SI 003110548 7	bread, pastries and sweets production
49	KD HOLDING	KDHR	5 Feb 2001	7.399.752 SITm	924.969	SI 003111046 1	holding companies management
50	KD Naložbe	PDKR	5 Nov 2003	9.566.329 SITm	9.566.329	SI 002111196 6	holding companies management
51	KOMPAS HOTELI KRANJSKA GORA	KHKG	31 May 1996	1.627 SITm	162.700	SI 003110052 0	tourism, hotel industry
52	KRONA HOLDING	KRHR	9 May 2002	1.287.121 SITm	1.287.121	SI 002111124 8	holding companies management
53	KOŠAKI TMI MARIBOR	TKMG	11 Oct 1999	432.36 SITm	43.236	SI 003110424 1	secondary meat industry and production of meat products
54	KS2 NALOŽBE	KS2G	22 Dec 2003	4.429.04 SITm	4.429.040	SI 002111203 0	holding companies management
55	KS4 NALOŽBE	K4SG	30 Dec 2003	2.637.49 SITm	2.637.490	SI 002111201 4	holding companies management
56	LESNINA EMMI SLOV.BISTRICA	LSBG	8 May 1996	684.037 SITm	684.037	SI 003110035 5	aluminium and wood production
57	LESNINA	MILG	12 Jan 2002	2.906.81SITm	76.495	SI 003111116 2	wholesale and retail of furniture

F2) FREE MARKET (3)

COMMON SHARES

	Issuer	Trading code	First trading day	Nominal value of issue traded	Number of shares traded	Isin code	Sector
58	LIP BLEED	LLBG	12 Jan 2000	2,155.899 SITm	2,155,899	SI 003110871 3	wood manufacturing
59	LIV POSTOJNA	LIVG	16 Nov 1999	1,616 SITm	161,600	SI 003110796 2	production of vacuum cleaners, plastic tubes and fittings, bicycles, hydraulic elevators and concrete mixers
60	LIZ INŽENIRING LJUBLJANA	LIZG	11 Mar 1999	188,677 SITm	188,677	SI 003110371 4	consulting and engineering in object construction
61	MARINA PORTOROŽ	MAPG	19 Sep 1996	627,864 SITm	313,932	SI 003110058 7	nautical and hotel industry
62	OLJARICA KRANJ	MOKG	27 Jan 1999	704,04 SITm	70,404	SI 003110201 3	production of cooking oil
63	MAKSIMA HOLDING	MAHR	6 May 2003	6,399.85 SITm	6,399,850	SI 002111151 1	holding companies management
64	MEDALJON MARIBOR	MEDR	12 Oct 1999	1,734 SITm	1,734,000	SI 003110691 5	management of holding companies; business operations of own real estate and renting own real estate
65	MEDVEŠEK PUŠNIK LJUBLJANA	MPL	12 Dec 1997	160 SITm	80,000	SI 002110324 5	financial consulting
66	MELAMIN KOČEVJE	MKOG	23 Sep 1996	466,489 SITm	466,489	SI 003110201 3	chemical industry
67	MERCATA 1 HOLDING	MHLR	30 Jan 2001	2,693,249 SITm	2,693,249	SI 003111007 3	holding companies management
68	MESNA INDUSTRIJA PRIMORSKE	MIPG	19 June 2000	1,478,742 SITm	1,478,742	SI 003110969 5	meat processing industry; wholesale and retail trade with provisions
69	MITOL SEŽANA	MISG	15 May 1997	770,509 SITm	770,509	SI 003110271 6	production and sale of adhesive substances and resinous compound
70	MLADINSKA KNJIGA TISKARNA LJUBLJANA	MKTG	11 Oct 1999	1,039,54 SITm	103,954	SI 003110094 2	printing, publishing, retail and wholesale
71	MODRA LINIJA HOLDING	MLHR	20 Nov 2002	1,882,991 SITm	1,882,991	SI 002111058 8	holding companies management
72	NAMA LJUBLJANA	NALG	20 Dec 1999	2,861,31 SITm	2,861,310	SI 003110269 0	retail trade and renting of business premises
73	NFD HOLDING	NF2R	10 Dec 2003	29,134,54 SITm	29,134,540	SI 002111200 6	holding companies management
74	NIKO ŽELEZNIKI	NKPG	17 Sep 1999	358,75 SITm	35,875	SI 003110717 8	office material, industrial paper-clips, electromagnets and other metal mechanisms
75	PINUS TKI RAČE	PIRG	13 June 1996	1,333,83 SITm	133,383	SI 003110037 1	production
76	PLAMA PUR	POPG	6 Dec 1999	686,798 SITm	686,798	SI 003110822 6	chemical industry
77	POM-INVEST	POIR	19 Oct 2001	2,241,983 SITm	2,241,983	SI 002111098 4	production and refashioning of poliuretanic (plastic) foams
78	RTC KRVAVEC	RKRG	17 Oct 1997	411,468 SITm	205,734	SI 003110328 4	holding companies management
79	SATURNUŠ EMBALAŽA LJUBLJANA	SELR	3 Nov 1997	672,512 SITm	84,064	SI 003111175 8	transport of passengers, goods and various loads
80	SAVINJA MOZIRJE	MSMG	21 Sep 1999	105,78 SITm	105,780	SI 003110685 7	production of package
81	SIJAJ HRASTNIK	SIHG	7 Oct 1999	268,8 SITm	26,880	SI 003110742 6	retail of food and non-food provisions
82	KD GROUP	SKDR	21 Dec 2000	372,872 SITm	186,436	SI 003111016 4	production of decorative lights and metal products
83	SLOVENIJALES LJUBLJANA	SLLG	8 May 1996	2,736,04 SITm	273,604	SI 003110040 5	holding companies management
84	SVILA MARIBOR	SVMG	17 Jan 1997	1,263,478 SITm	1,263,478	SI 003110209 6	commerce, engineering, representation
85	SVILANIT KAMNIK	SKAG	14 Apr 1997	816,974 SITm	408,487	SI 003110245 0	textile industry
86	TEKSTINA AJDOVŠČINA	TEAG	12 Feb 1997	1,127,293 SITm	1,127,293	SI 03110221 1	textile industry
87	TERMÉ DOBRNA	ZDDG	5 July 1999	682,01 SITm	682,010	SI 03110539 6	medical services, tourist and hotel trade
88	TOSAMA DOMZALE	TODG	13 Sep 1996	2,956,7 SITm	295,670	SI 003110136 1	sanitary material production
89	TOVARNA SLADKORJA ORMOŽ	TSOR	12 Apr 1996	4,971,63 SITm	497,163	SI 003110020 7	sugar production
90	TRIGLAV, finančna družba	TFDR	4 Mar 2003	6,356,989 SITm	6,356,989	SI 002111120 6	holding companies management
91	TUB SWATY MARIBOR	TUBG	30 Dec 1997	1,155,76 SITm	288,940	SI 003110344 1	production and trade of knife grinders
92	UNITAS LJUBLJANA	USLG	26 Nov 1998	145,115 SITm	145,115	SI 003110467 0	production of sanitary, water and gas fittings
93	UNIT-AS NEPREMIČNINELJUBLJANA	USAR	20 Feb 2003	173,377 SITm	173,377	SI 003111147 7	trading with own real estate
94	UPIMO GROUP LJUBLJANA	UPGR	9 July 19997	215 SITm	215,000	SI 002110266 8	counseling services on trading and marketing and financial engineering
95	VELANA LJUBLJANA	VLJG	23 Dec 2002	1,409,645 SITm	1,409,645	SI 003110069 4	non-clothing textile manufacturer
96	VIPA HOLDING	VHDR	5 Nov 2003	7,347,565 SITm	7,347,565	SI 002111131 3	other financial intermediation
97	VIZIJA HOLDING	VIHR	17 Mar 2003	2,277,503 SITm	2,277,503	SI 002111125 5	holding companies management
98	ZASAVSKI RAČUNSKI CENTER	ZRCG	27 Dec 1999	63,69 SITm	63,690	SI 003110856 4	consultancy engineering, electronic data processing, sale of software products
99	ZDRAVILIŠČE ROGAŠKA	RGS	11 Feb 1999	898,11 SITm	898,110	SI 003110489 4	health resort
100	ZLATA MONETA II finančna družba	ZM2R	13 Nov 2003	8,232,861 SITm	8,232,861	SI 002111198 2	other financial intermediation
101	ZVON ENA HOLDING	ZVHR	30 Oct 2003	11,520,72 SITm	11,523,260	SI 002111177 6	holding companies management
102	ŽELEZARNA RAVNE - MONTER DRAVOGRAD	ZMDG	17 Sep 1999	359,761 SITm	359,761	SI 003110696 4	management of investment portfolios of subsidiaries

PREFERRED SHARES

	Issuer	Trading code	First trading day	Nominal value of issue traded	Number of shares traded	Isin code	Sector
1	KD HOLDING	KDHP	18 July 2001	2,131,304 SITm	266,413	SI 003120050 2	holding companies management
2	ZDRAVILIŠČE ROGAŠKA	RGP	11 Feb 1999	55,7 SITm	27,850	SI 003120028 8	health resort

F2) FREE MARKET (4)

CLOSED-END FUNDS

	Issuer	Trading code	First trading day	Nominal value of issue traded	Number of shares traded	Isin code	Sector
1	ID MAKSIMA	MAIR	21 May 2003	7,811.823 SITm	7,811,823	SI 002111152 9	investment fund
2	INFOND ID	IFIR	23 Sept 2002	8,132.314 SITm	8,132,314	SI 002111078 6	investment fund
3	KD ID	KDIN	9 Feb 2001	9,204.61 SITm	92,046,145	SI 002111023 2	investment fund
4	NACIONALNA FINANČNA DRUŽBA 1	NF1N	26 Oct 1998	15,833.01 SITm	160,580,300	SI 002110600 8	investment fund
5	TRIGLAV STEBER 1	TG1N	2 Nov 1998	14,545.89 SITm	147,487,470	SI 002110610 7	investment fund
6	VIPA INVEST	VIIN	13 Nov 2003	3,079.247 SITm	3,079,247	SI 002111132 1	investment fund
7	ZLATA MONETA 1	ZM1N	31 Mar 1999	6,638.43 SITm	68,297,800	SI 002110617 2	investment fund
8	ZVON ENA ID	ZVIR	24 Nov 2003	2,277.577 SITm	2,277,577	SI 002111178 4	investment fund

AUTHORISED CLOSED-END FUNDS

	Issuer	Trading code	First trading day	Nominal value of issue traded	Number of shares traded	Isin code	Sector
1	ATENA PID	ATPR	17 June 2002	13,591,588,800 SIT	135,915,888	SI 002111093 5	authorised investment fund
2	ARKADA ENA LJUBLJANA	AR1N	14 Dec 1998	6,640.61 SITm	66,406,092	SI 002110579 4	authorised investment fund
3	INFOND PID	IFPR	23 Sept 2002	8,764,196.4 SITm	87,641,964	SI 002111077 8	authorised investment fund
4	KRONA SENIOR	SN0N	8 Dec 1998	7,317.04 SITm	73,170,428	SI 002110590 1	authorised investment fund
5	PID MAKSIMA	MPIR	21 May 2003	7,452,951,300 SIT	74,529,513	SI 002111153 7	authorised investment fund
6	MERCATA LJUBLJANA	MR0N	31 Aug 1998	2,892.39 SITm	28,923,982	SI 002110598 4	authorised investment fund
7	MERCATA 1 LJUBLJANA	MR1N	31 Aug 1998	2,682,115 SITm	26,821,153	SI 002110599 2	authorised investment fund
8	MODRA LINIJA KOPER	ML0N	7 Apr 1998	3,415,383,300 SIT	34,156,833	SI 002110596 8	authorised investment fund
9	NIKA PID	NK0N	24 Apr 1998	3,257.47 SITm	32,574,698	SI 002110602 4	authorised investment fund
10	NIKA PID 2	NK2N	24 Apr 1998	1,255.59 SITm	12,555,868	SI 002110604 0	authorised investment fund
11	POMURSKA INV.DRUŽBA 1	PM1N	9 Nov 1998	3,592.39 SITm	35,923,940	SI 002110606 5	authorised investment fund
12	POOBLAŠČENA POMURSKA INV. DRUŽBA	PPIR	26 Oct 2001	2,296.74 SITm	22,967,400	SI 002111099 2	authorised investment fund
13	SETEV LJUBLJANA	ST1N	24 Sep 1999	4,346,919,000 SIT	43,469,190	SI 002110609 9	authorised investment fund
14	TRDNJAVA VELENJE	TR0N	14 June 1999	2,593.28 SITm	25,932,762	SI 002110612 3	authorised investment fund
15	TRDNJAVA I VELENJE	TR1N	5 July 1999	891.79 SITm	8,917,902	SI 002110613 1	authorised investment fund
16	TRIGLAV STEBER PID	TRSR	20 Mar 2003	13,184,266,100 SIT	131,842,661	SI 002111119 8	authorised investment fund
17	VIZIJA I. PID	VZPR	8 Apr 2003	2,129,960,200 SIT	21,299,602	SI 002111126 3	authorised investment fund
18	ZVON DVA MARIBOR	ZV2N	7 June 1999	14,122.47 SITm	141,224,712	SI 002110592 7	authorised investment fund