



MONTHLY STATISTICS
LJUBLJANA STOCK EXCHANGE
 February 2004
 Year X, No. 02/04

TURNOVER

Market	Turnover (in EURm)	Volume in pieces	Number of bargains
Official market	83.46	1,976,578	8,298
Shares	66.77	1,267,975	7,132
Bonds	16.69	708,603	1,166
Free market	35.26	19,344,592	25,243
Shares	13.08	2,156,575	12,031
Bonds	5.98	94,782	463
Closed-end funds	14.35	10,698,076	8,293
Authorised closed-end funds	1.84	6,395,159	4,456
Short-term securities	0.00	0	0
Total	118.72	21,321,170	33,541

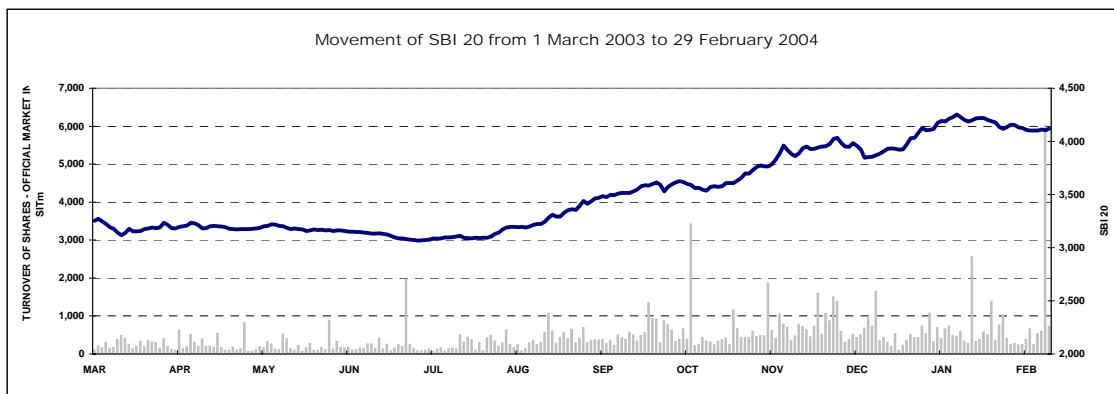
MARKET SIZE

Market	Market capitalisation (in EURm)	Number of securities	Number of issuers
Official market	7,461.03	108	45
Shares	4,355.69	32	32
Bonds	3,105.34	76	13
Free market	3,336.44	148	139
Shares	1,753.05	111	109
Bonds	678.91	19	12
Closed-end funds	812.61	10	10
Authorised closed-end funds	91.87	8	8
Total	10,797.47	256	184
Short-term securities	-	10	1

NOMINAL RETURN

STOCK EXCHANGE INDICES	Nominal return in February 2004	Nominal return from in Year 2004
Slovenian stock exchange index (SBI 20)	-1.87%	4.81%
Nonweighted slovenian stock exchange index (SBI 20NT)	-3.35%	3.51%
Free market index (IPT)	0.15%	8.06%
Investment fund index (PIX)	0.09%	13.06%
Bond Index (BIO)	-0.49%	3.00%

INDUSTRIAL SECTOR INDICES	Nominal return in February 2004	Nominal return from in Year 2004
Food and beverages	-4.82%	2.70%
Chemicals	4.80%	11.31%
Oil and gas	-4.07%	1.71%
Transport	-2.21%	4.89%
Trade	-0.66%	6.97%





ISSUER

Ljubljana Stock Exchange Inc.
Slovenska 56
1000 Ljubljana

INFORMATIONS

E-mail:	info@ljse.si
Phone:	386 1 47-10-211 386 1 47-10-205
Contact persons:	Nataša Žabkar, Simon Mastnak

STATISTICS ON WEB:

http://www.ljse.si/StrAng/Trading/Menu/tr_dpl.htm

Top Five Official Market
\$ 8,200

TSXV	487,728,217
NYSE	303,568,777
NASDAQ	108,087,408
FETI	63,018,048
SAE	48,471,660

Market in open - \$ 45,300 -12.48

Index	Value	ABS	Change
SI20	1,278.02	-12.79	-0.92
IFT	2,501.14	15.95	0.67
RII	2,491.77	-0.30	-0.03

News

- August 26, 2007, Ljubljanska borza d.d., Ljubljana
New Records at Ljubljana Stock Exchange
- August 27, 2007, Ljubljanska borza d.d., Ljubljana
Revisiting SI20 Index

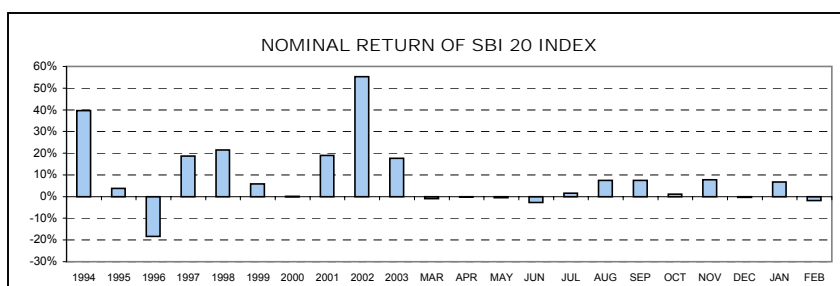
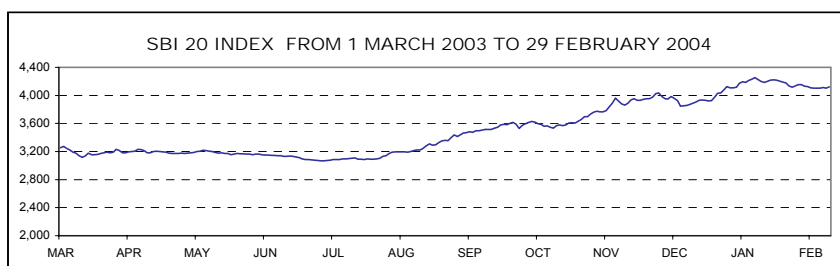
INDEX

	Page
A) STOCK EXCHANGE INDICES	1
A1) Values, yields and movements of Stock Exchange Indices	1
A2) Index compositions	4
B) NUMBER OF ISSUERS, TRADED SECURITIES AND MEMBERS	6
C) TURNOVER	7
C1) Monthly turnover by securities on official market	7
C2) Monthly turnover by securities on free market	9
C3) Most traded securities	14
C4) Turnover by LJSE members	15
C5) Turnover in Years 2004 and 2003	16
D) MARKET CAPITALISATION	19
D1) Market capitalisation of shares	20
D2) Market capitalisation of bonds	23
D3) Market capitalisation of investment funds	25
E) OTHER	26
E1) Indicators (shares on official market)	26
E2) Ownership and net inflow of foreign portfolio investments	27
E3) Record values	28
E4) New listed and delisted securities and changes	29
F) LIST OF SECURITIES	30
F1) Official market	30
F2) Free market	32

A) STOCK EXCHANGE INDICES

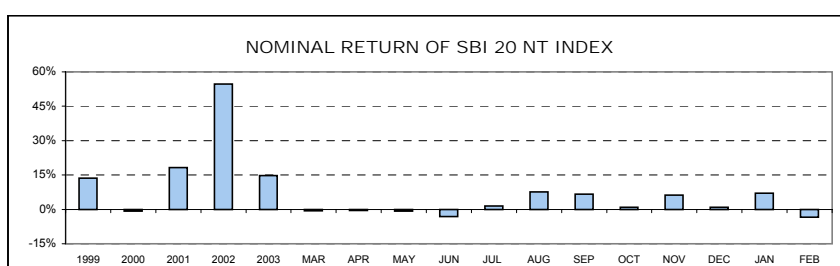
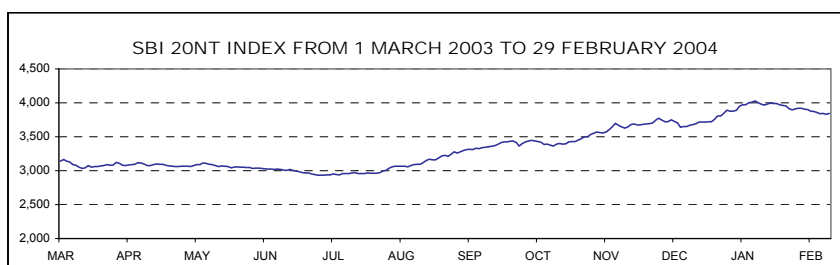
SBI 20 - SLOVENE STOCK EXCHANGE INDEX

Year	Max	Date	Min	Date	Close	Nominal return
1994	1,598.03	28 June 1994	1,131.23	21 Oct 1994	1,396.81	39.68%
1995	1,590.17	9 Nov 1995	1,016.99	13 July 1995	1,448.75	3.72%
1996	1,589.18	13 Mar 1996	891.93	10 Sept 1996	1,183.26	-18.33%
1997	1,655.36	10 Feb 1997	1,156.14	6 Jan 1997	1,404.70	18.71%
1998	2,026.47	10 Aug 1998	1,378.49	6 Jan 1998	1,705.77	21.43%
1999	1,981.87	19 Feb 1999	1,679.48	5 Jan 1999	1,806.26	5.89%
2000	1,903.66	24 Jan 2000	1,584.23	25 May 2000	1,807.94	0.09%
2001	2,159.35	19 Dec 2001	1,700.24	25 Apr 2001	2,151.59	19.01%
2002	3,547.64	8 Nov 2002	2,140.80	3 Jan 2002	3,340.20	55.24%
2003	4,034.53	5 Dec 2003	3,067.67	3 Jul 2003	3,931.64	17.71%
Year 2004	Max	Date	Min	Date	Close	Nominal return
January	4,252.35	26 Jan 2004	3,922.74	5 Jan 2004	4,199.21	6.81%
February	4,219.86	3 Feb 2004	4,101.86	23 Feb 2004	4,120.71	-1.87%



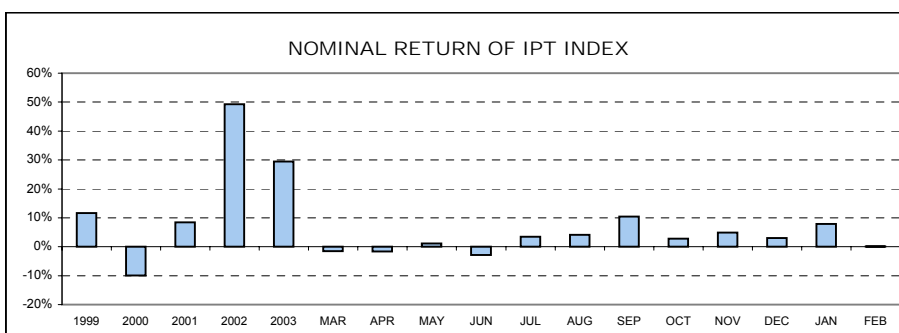
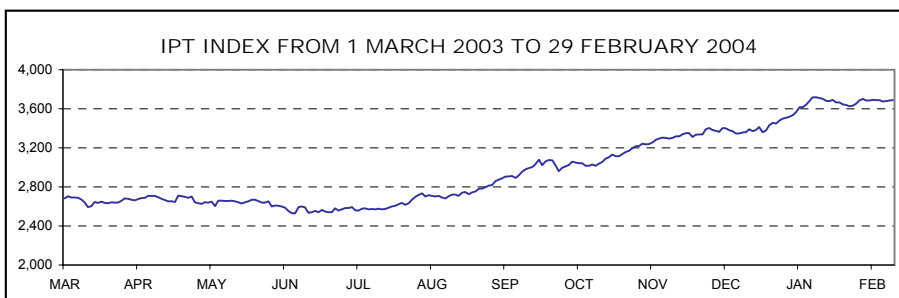
SBI 20NT - NON-WEIGHTED SLOVENE STOCK EXCHANGE

Year	Max	Date	Min	Date	Close	Nominal return
1998	1,706.07	10 Aug 1998	1,437.30	30 June 1998	1,568.87	n.a.
1999	1,871.02	8 Sept 1999	1,548.95	5 Jan 1999	1,782.03	13.59%
2000	1,841.63	25 Jan 2000	1,585.48	25 May 2000	1,769.15	-0.72%
2001	2,096.75	27 Dec 2001	1,661.96	9 May 2001	2,092.66	18.29%
2002	3,350.05	28 Nov 2002	2,082.58	3 Jan 2002	3,238.51	54.76%
2003	3,773.87	5 Dec 2003	2,932.15	3 Jul 2003	3,715.54	14.73%
Year 2004	Max	Date	Min	Date	Close	Nominal return
January	4,029.29	26 Jan 2004	3,719.53	5 Jan 2004	3,979.12	7.09%
February	3,993.82	2 Feb 2004	3,831.43	26 Feb 2004	3,845.87	-3.35%



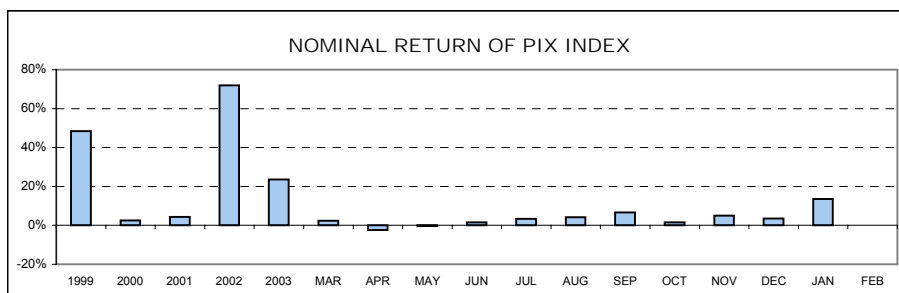
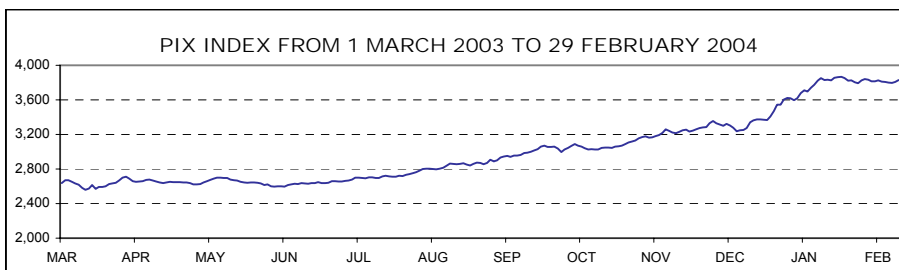
IPT - FREE MARKET INDEX

Year	Max	Date	Min	Date	Close	Nominal return
1998	1,795.31	11 Aug 1998	1,318.83	1 July 1998	1,618.99	n.a.
1999	1,806.98	30 Dec 1999	1,504.61	3 Aug 1999	1,806.98	11.61%
2000	1,772.76	24 Jan 2000	1,469.64	26 Oct 2000	1,627.44	-9.94%
2001	1,769.69	14 Dec 2001	1,415.06	23 May 2001	1,765.60	8.49%
2002	2,699.16	4 Dec 2002	1,753.43	8 Jan 2002	2,635.36	49.26%
2003	3,412.17	30 Dec 2003	2,528.38	11 Jun 2003	3,412.17	29.48%
Year 2004	Max	Date	Min	Date	Close	Nominal return
January	3,718.56	26 Jan 2004	3,359.89	5 Jan 2004	3,681.59	7.90%
February	3,702.05	16 Feb 2004	3,627.63	10 Feb 2004	3,687.11	0.15%



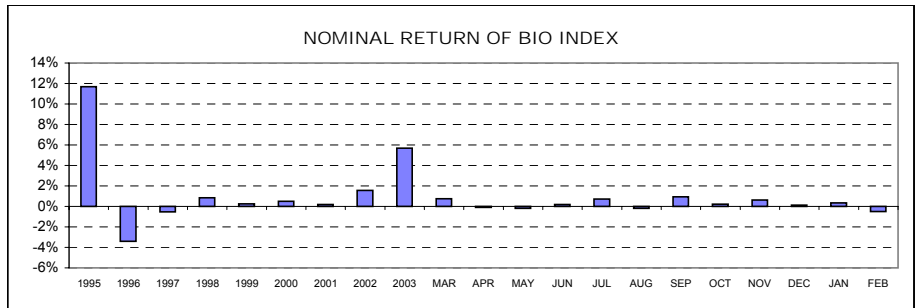
PIX - INVESTMENT FUNDS INDEX

Year	Max	Date	Min	Date	Close	Nominal return
1999	1,633.77	8 Sep 1999	965.15	5 Jan 1999	1,483.50	48.35%
2000	1,572.13	17 Jan 2000	1,097.07	25 May 2000	1,520.79	2.51%
2001	1,588.02	28 Dec 2001	1,328.44	23 May 2001	1,588.02	4.42%
2002	3,013.05	27 Nov 2002	1,551.00	3 Jan 2002	2,729.73	71.90%
2003	3,374.22	29 Dec 2003	2,558.26	12 Mar 2003	3,372.03	23.53%
Year 2004	Max	Date	Min	Date	Close	Nominal return
January	3,853.13	27 Jan 2004	3,367.18	5 Jan 2004	3,827.16	13.50%
February	3,868.49	4 Feb 2004	3,791.00	11 Feb 2004	3,830.54	0.09%



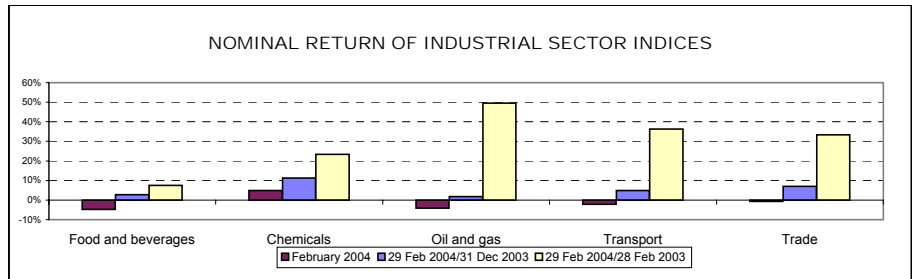
BIO - STOCK EXCHANGE BOND INDEX

Year	Max	Date	Min	Date	Close	Nominal return
1995	113.52	14 Dec 1995	100.46	5 July 1995	111.68	11.68%
1996	111.96	8 Jan 1996	106.61	28 June 1996	107.89	-3.39%
1997	110.97	8 Apr 1997	104.90	29 Jan 1997	107.31	-0.54%
1998	108.22	30 Dec 1998	101.68	25 May 1998	108.22	0.85%
1999	110.52	4 Feb 1999	104.53	16 Aug 1999	108.50	0.26%
2000	109.63	15 Dec 2000	103.96	9 June 2000	109.03	0.49%
2001	110.08	17 Sept 2001	107.81	21 Mar 2001	109.25	0.20%
2002	111.06	27 Dec 2002	107.17	12 Mar 2002	110.96	1.57%
2003	118.14	21 Nov 2003	110.20	24 Jan 2003	117.27	5.69%
Year 2004	Max	Date	Min	Date	Close	Nominal return
January	117.85	22 Jan 2004	116.28	14 Jan 2004	117.67	0.34%
February	117.74	4 Feb 2004	117.09	16 Feb 2004	117.09	-0.49%



INDUSTRIAL SECTOR INDICES

SECTOR	Value as of 29 Feb 2004	Nominal return		
		February 2004	29 Feb 2004/31 Dec 2003	29 Feb 2004/28 Feb 2003
Food and beverages	3,431.40	-4.82%	2.70%	7.53%
Chemicals	4,086.33	4.80%	11.31%	23.40%
Oil and gas	5,986.63	-4.07%	1.71%	49.51%
Transport	3,778.18	-2.21%	4.89%	36.24%
Trade	3,102.52	-0.66%	6.97%	33.42%



A2) INDEX COMPOSITIONS

COMPOSITION OF SLOVENIAN STOCK EXCHANGE INDEX - SBI 20 ON 29 FEBRUARY 2004 *

Issuer	Trading code	Adjusted number of shares	Base value in SIT	Adjusted share	Sector	Capitalisation of index on 29 February 2004	Sector share
KRKA	KRKG	946,751	30,026.12	10.00	pharmaceuticals	54,630,088,928 SIT	10.79%
PETROL	PETG	844,973	22,251.50	10.00	oil and gas	50,221,612,434 SIT	15.78%
MERCATOR	MELR	1,492,004	4,520.37	10.00	trade	52,977,690,111 SIT	16.48%
PIVOVARNA LAŠKO	PILR	6,530,744	6,199.69	10.00	food and beverages	49,937,399,303 SIT	20.00%
INTEREUROPA	IEKG	7,902,413	4,919.17	8.51	transport	42,415,016,416 SIT	15.45%
GORENJE	GRVG	8,191,090	2,157.29	8.32	household appliances	48,063,268,348 SIT	9.49%
SAVA	SAVA	1,391,529	16,791.89	8.01	chemicals	40,355,008,934 SIT	7.97%
LUKA KOPER	LKPG	5,115,201	2,310.79	7.85	transport	35,826,560,892 SIT	
ISTRABENZ	ITBG	3,034,907	2,700.00	6.55	oil and gas	29,702,695,507 SIT	
MERKUR	MER	1,214,585	18,003.70	6.06	trade	30,479,391,137 SIT	
DROGA	DRPG	228,542	35,873.12	4.34	food and beverages	21,221,802,198 SIT	
KOLINSKA	KOLR	3,166,992	2,260.16	3.78	food and beverages	19,202,897,642 SIT	
DELO	DELR	500,674	29,050.00	3.01	publishing	14,016,368,630 SIT	2.77%
ŽITO	ZTOG	295,524	18,007.22	2.08	food and beverages	10,897,716,427 SIT	
TERME 3000	ZMTG	3,184,444	2,133.52	1.47	health resort	6,416,654,660 SIT	1.27%
Capitalisation of index						506,364,171,567 SIT	
Share of capitalisation (shares official market) in index							48.37%

* the same composition have also non-weighted Slovenian Stock Exchange Index - SBI 20NT

COMPOSITION OF FREE MARKET INDEX - IPT ON 29 FEBRUARY 2004

Issuer	Trading code	Number of shares	Base value in SIT	Share	Capitalisation of index on 29 February 2004
HELIOS, DOMŽALE	HDOG	219,861	34,880.00	14.84	32,983,338,352 SIT
CINKARNA CELJE	CICG	812,477	5,000.00	11.62	22,505,612,900 SIT
ZVON ENA HOLDING	ZVHR	11,520,720	1,847.70	11.03	21,674,506,572 SIT
AKTIVA INVEST	AKIR	775,110	19,781.29	9.83	19,378,742,141 SIT
JUTEKS	JTKG	641,432	12,701.10	9.44	19,563,676,000 SIT
INFOND HOLDING	IFFR	16,833,414	685.23	8.39	18,091,543,362 SIT
BELINKA	BELG	2,702,532	3,800.00	7.42	17,664,613,962 SIT
LESNINA	MILG	76,495	107,000.00	7.19	17,309,725,386 SIT
MAKSIMA HOLDING	MAHR	6,399,850	710.06	4.11	7,858,951,802 SIT
TRIGLAV, FINANČNA DRUŽBA	TFDR	6,356,989	856.91	3.99	6,487,625,124 SIT
KD HOLDING	KDHR	924,969	6,870.52	3.89	10,088,359,392 SIT
KD Naložbe	PDKR	9,566,329	556.78	2.76	5,519,676,170 SIT
TOSAMA	TODG	295,670	6,300.00	2.13	4,139,380,000 SIT
SATURNUS EMBALAŽA	SELR	84,064	29,500.00	1.71	3,996,642,983 SIT
MIP	MIPG	1,478,742	2,739.18	1.63	2,883,620,837 SIT
Capitalisation of index					210,146,014,984 SIT
Share of capitalisation (shares free market) in index					50.66%

COMPOSITION OF INVESTMENT FUNDS INDEX - PIX ON 29 FEBRUARY 2004

Issuer	Trading code	Adjusted number of shares	Base value in SIT	Adjusted share	Capitalisation of index on 29 February 2004
NFD 1, INVESTICIJSKI SKLAD	NF1N	75,872,160	65.42	15.00	21,578,042,304 SIT
TRIGLAV STEBER I, ID	TG1N	67,839,763	70.11	15.00	21,516,737,631 SIT
INFOND ID	IFIR	8,132,314	1,691.31	13.60	19,607,334,347 SIT
ID MAKSIMA	MAIR	7,811,823	1,707.96	12.55	18,281,384,421 SIT
KD ID	KDIN	92,046,145	57.74	12.44	17,636,041,382 SIT
ZLATA MONETA I, ID	ZM1N	68,297,800	47.12	11.13	15,860,115,116 SIT
KRONA SENIOR	SN0N	73,170,428	26.93	7.20	10,234,347,764 SIT
MODRA LINIJA	ML0G	34,156,833	170	5.30	7,586,232,609 SIT
ZVON ENA ID	ZVIR	2,277,577	2,500.14	3.97	5,906,690,968 SIT
VIPA INVEST	VIIN	3,079,247	1,674.92	3.81	5,481,952,642 SIT
Capitalisation of index					143,688,879,183 SIT
(shares free market) in index					66.87%

COMPOSITION OF STOCK EXCHANGE BOND INDEX - BIO
29 FEBRUARY 2004

ON

Bonds	Trading code	Base value	Share
REPUBLIKA SLOVENIJA 53 rd issue	RS53	103.5	50.05
REPUBLIKA SLOVENIJA 38 th issue	RS38	111.58	19.33
REPUBLIKA SLOVENIJA 50 th issue	RS50	101.55	9.78
REPUBLIKA SLOVENIJA 32 nd issue	RS32	107.7	9.24
REPUBLIKA SLOVENIJA 29 th issue	RS29	99.9	5.14
REPUBLIKA SLOVENIJA 26 th issue	RS26	103.25	3.67
REPUBLIKA SLOVENIJA 49 th issue	RS49	104	2.8

COMPOSITIONS OF INDUSTRIAL SECTOR INDICES
ON 29 FEBRUARY 2004

Food and beverages

Issuer	Trading code	Adjusted number of shares	Base value in SIT	Adjusted share
PIVOVARNA LAŠKO	PILR	1,612,197	6,199.69	31.61
DROGA	DRPG	69,688	35,873.12	16.96
KOLINSKA	KOLR	918,865	2,260.16	14.05
ŽITO	ZTOG	128,981	18,007.22	11.63
MLINOTEST	MAJG	1,623,601	2,099.86	9.04
JATA EMONA	JAMR	3,084,328	1,024.91	8.38
MIP	MIPG	1,478,742	1,396.42	8.33

Chemicals

Issuer	Trading code	Adjusted number of shares	Base value in SIT	Adjusted share
SAVA	SAVA	876,366	16,791.89	29.01
HELIOS, DOMŽALE	HDOG	137,829	34,880.00	21.38
CINKARNA CELJE	CICG	575,376	5,000.00	18.91
BELINKA	BELG	2,486,322	5,300.00	15.69
ETOL	ETOG	254,619	49,500.00	15.01

Oil and gas

Issuer	Trading code	Adjusted number of shares	Base value in SIT	Adjusted share
PETROL	PETG	1,382,924	22,251.50	59.42
ISTRABENZ	ITBG	5,180,000	2,700.00	40.58

Transport

Issuer	Trading code	Adjusted number of shares	Base value in SIT	Adjusted share
LUKA KOPER	LKPG	3,059,814	2,310.79	41.57
INTEREUROPA	IEKG	3,776,653	4,919.17	36.01
AERODROM LJUBLJANA	AELG	1,936,229	2,108.12	22.42

Trade

Issuer	Trading code	Adjusted number of shares	Base value in SIT	Adjusted share
MERCATOR	MELR	488,025	4,520.37	37.00
MERKUR	MER	275,717	18,003.70	15.55
SALUS, LJUBLJANA	SALR	42,186	54,666.67	11.76
LESNINA	MILG	26,187	145,000.00	11.14
SLOVENIJALES	SLLG	251,370	10,510.84	8.24
DELO PRODAJA	DPRG	580,837	6,002.20	8.17
KOMPAS MTS	MTSG	2,973,005	1,705.14	8.14

B) NUMBER OF ISSUERS, TRADED SECURITIES AND MEMBERS

	31 Dec 2001	31 Dec 2002	31 Dec 2003	31 Jan 2004	29 Feb 2004
NUMBER OF ISSUERS	222	198	185	185	184
Official market	57	50	45	45	45
Shares	38	35	32	32	32
Bonds	19	15	13	13	13
Free market	165	148	140	140	139
Shares	114	101	102	104	109
Bonds	12	14	12	12	12
Closed-end funds	-	4	8	10	10
Authorised closed-end funds	38	29	18	14	8
Pension coupons	1	1	-	-	-
	31 Dec 2001	31 Dec 2002	31 Dec 2003	31 Jan 2004	29 Feb 2004
NUMBER OF SECURITIES	272	265	254	255	256
Official market	100	109	106	106	108
Shares	39	36	32	32	32
Bonds	61	73	74	74	76
Free market	172	156	148	149	148
Shares	118	104	104	106	111
Bonds	15	19	18	19	19
Closed-end funds	-	4	8	10	10
Authorised closed-end funds	38	29	18	14	8
Pension coupons	1	1	-	-	-
Short term securities	10	10	10	10	10
	31 Dec 2001	31 Dec 2002	31 Dec 2003	31 Jan 2004	29 Feb 2004
NUMBER OF MEMBERS	31	27	27	27	27

C) TURNOVER

C1) TURNOVER BY SECURITIES ON OFFICIAL MARKET IN FEBRUARY 2004

1. Shares

Issue	Total (in SIT)	Total (in EUR)	Block trades (in SIT)	Cross trades (in SIT)	Share in total turnover on official market	Share in turnover of shares	Volume in pieces	Number of bargains
Total shares	15,852,136,394	66,772,966	8,740,929,134	873,710,308	80.01%	100.00%	1,267,975	7,132
Common shares	15,851,569,689	66,770,578	8,740,929,134	873,593,608	80.00%	100.00%	1,267,881	7,125
1 DROGA	5,826,386,621	24,532,486	5,673,240,000	36,565,840	29.41%	36.75%	57,158	110
2 PETROL	1,568,094,610	6,605,962	822,020,000	116,861,517	7.91%	9.89%	33,282	723
3 KRKA	1,526,312,363	6,431,146	232,365,134	129,360,653	7.70%	9.63%	27,262	1,258
4 INTEREUROPA	1,097,407,226	4,624,397	727,600,000	25,027,356	5.54%	6.92%	205,523	226
5 COMET	991,417,403	4,178,342	961,665,000	395,640	5.00%	6.25%	266,390	56
6 MERCATOR	987,221,053	4,158,533	246,519,000	141,475,263	4.98%	6.23%	28,022	824
7 LUKA KOPER	815,301,299	3,434,102	0	47,842,259	4.11%	5.14%	115,097	539
8 GORENJE	797,874,525	3,361,557	0	97,324,176	4.03%	5.03%	137,563	988
9 TERME 3000	530,755,809	2,235,970	0	13,627,815	2.68%	3.35%	212,662	268
10 PIVOVARNA LAŠKO	304,750,197	1,284,054	37,500,000	8,950,121	1.54%	1.92%	39,839	276
11 KOLINSKA	294,000,381	1,238,674	0	43,978,062	1.48%	1.85%	46,671	214
12 ŽITO	247,585,641	1,043,161	0	85,065,938	1.25%	1.56%	6,831	237
13 ISTRABENZ	240,045,965	1,011,261	0	15,225,763	1.21%	1.51%	24,361	453
14 SAVA	208,926,456	880,338	0	7,926,829	1.05%	1.32%	7,139	323
15 MERKUR	90,523,470	381,470	0	35,159,343	0.46%	0.57%	3,568	100
16 DELO PRODAJA	61,875,680	260,749	0	27,704,300	0.31%	0.39%	10,074	28
17 ETOL	51,943,495	218,759	40,020,000	1,941,610	0.26%	0.33%	870	42
18 TERME ČATEŽ	50,866,138	214,328	0	9,604,714	0.26%	0.32%	1,679	71
19 AERODROM LJUBLJANA	32,981,132	138,958	0	3,471,977	0.17%	0.21%	4,339	93
20 SALUS, LJUBLJANA	28,521,989	120,173	0	2,893,100	0.14%	0.18%	217	35
21 KOMPAS MTS	25,233,557	106,320	0	4,767,827	0.13%	0.16%	22,081	77
22 DELO	21,538,100	90,721	0	0	0.11%	0.14%	785	10
23 PIVOVARNA UNION	18,766,880	79,065	0	13,280,000	0.09%	0.12%	224	18
24 RADENSKA	15,666,168	66,011	0	827,905	0.08%	0.10%	8,502	77
25 MLINOTEST	5,154,171	21,719	0	313,500	0.03%	0.03%	2,434	20
26 EMONA OBALA KOPER	4,602,810	19,389	0	2,255,870	0.02%	0.03%	2,661	22
27 GEODETSKI ZAVOD SLOVENIJE	4,361,480	18,375	0	352,630	0.02%	0.03%	2,190	13
28 GPG	1,747,789	7,363	0	256,000	0.01%	0.01%	304	10
29 TEHNOUNION	1,375,000	5,795	0	1,125,000	0.01%	0.01%	110	2
30 ŽIVILA KRANJ	303,735	1,280	0	12,600	0.00%	0.00%	24	9
31 NIKA	28,546	120	0	0	0.00%	0.00%	19	3
Preferred shares	566,705	2,388	0	116,700	0.00%	0.00%	94	7
1 PROBANKA	566,705	2,388	0	116,700	0.00%	0.00%	94	7

2. Bonds

Issue	Total (in SIT)	Total EUR	(in Block trades (in SIT)	Cross trades (in SIT)	Share in total turnover on official market	Share in turnover of bonds	Volume in pieces	Number of bargains
Total bonds	3,961,447,092	16,690,143	3,280,676,818	285,495,594	19.99%	100.00%	708,603	1,166
1 REPUBLIKA SLOVENIJA 54 th issue	1,799,151,610	7,579,979	1,794,622,210	0	9.08%	45.42%	171,895	19
2 REPUBLIKA SLOVENIJA 53 rd issue	585,756,864	2,468,024	516,428,354	14,642,505	2.96%	14.79%	23,392	19
3 REPUBLIKA SLOVENIJA 41 st issue	456,060,000	1,922,377	453,435,000	2,625,000	2.30%	11.51%	43,250	2
4 REPUBLIKA SLOVENIJA 39 th issue	412,392,313	1,737,650	0	117,736,274	2.08%	10.41%	420,043	952
5 REPUBLIKA SLOVENIJA 55 th issue	261,422,228	1,100,608	246,214,000	15,208,228	1.32%	6.60%	26,079	2
6 REPUBLIKA SLOVENIJA 50 th issue	111,270,636	468,581	102,631,254	3,393,668	0.56%	2.81%	4,553	14
7 REPUBLIKA SLOVENIJA 52 nd issue	98,573,000	415,309	94,401,000	4,172,000	0.50%	2.49%	9,400	2
8 NLB 13 th issue	74,550,000	313,971	72,945,000	0	0.38%	1.88%	700	3
9 REPUBLIKA SLOVENIJA 29 th issue	24,421,297	102,923	0	21,815,024	0.12%	0.62%	973	17
10 REPUBLIKA SLOVENIJA 56 th issue	19,964,000	84,068	0	19,964,000	0.10%	0.50%	2,000	1
11 REPUBLIKA SLOVENIJA 32 nd issue	13,281,210	55,925	0	13,281,210	0.07%	0.34%	513	19
12 REPUBLIKA SLOVENIJA 21 st issue	11,470,454	48,336	0	1,752,755	0.06%	0.29%	1,309	14
13 NLB 2 nd issue, B series	9,871,774	41,603	0	9,871,774	0.05%	0.25%	82	3
14 REPUBLIKA SLOVENIJA 26 th issue	9,611,121	40,495	0	4,111,008	0.05%	0.24%	384	10
15 REPUBLIKA SLOVENIJA 38 th issue	9,495,219	40,008	0	7,937,772	0.05%	0.24%	353	11
16 ABANKA 3 rd issue	7,583,209	31,932	0	2,113,531	0.04%	0.19%	319	3
17 STANOVANJSKI SKLAD RS 2 nd issue	4,813,162	20,279	0	4,813,162	0.02%	0.12%	51	5
18 SL_ZADR.KMET.BANKA 3 rd issue	4,670,403	19,671	0	4,659,788	0.02%	0.12%	440	3
19 NLB 10 th issue	4,549,400	19,164	0	4,549,400	0.02%	0.11%	43	2
20 REPUBLIKA SLOVENIJA 43 rd issue	3,265,600	13,765	0	3,265,600	0.02%	0.08%	314	3
21 BANKA CELJE 3 rd issue	3,245,594	13,668	0	3,245,594	0.02%	0.08%	134	2
22 NLB 12 th issue	3,051,000	12,855	0	3,051,000	0.02%	0.08%	30	1
23 REPUBLIKA SLOVENIJA 18 th issue	2,831,167	11,933	0	280,666	0.01%	0.07%	111	2
24 REPUBLIKA SLOVENIJA 10 th issue	2,563,559	10,800	0	66,299	0.01%	0.06%	386	7
25 NLB 2 nd issue, A series	2,510,851	10,579	0	2,510,851	0.01%	0.06%	18	3
26 BTC HIPOTEKARNE	2,214,456	9,328	0	2,214,456	0.01%	0.06%	88	2
27 REPUBLIKA SLOVENIJA 27 th issue	2,194,200	9,244	0	2,194,200	0.01%	0.06%	207	3
28 REPUBLIKA SLOVENIJA 35 th issue	2,160,000	9,105	0	2,160,000	0.01%	0.05%	200	1
29 REPUBLIKA SLOVENIJA 25 th issue	2,100,000	8,852	0	2,100,000	0.01%	0.05%	200	1
30 REPUBLIKA SLOVENIJA 23 rd issue	2,069,320	8,722	0	157,221	0.01%	0.05%	79	2
31 REPUBLIKA SLOVENIJA 37 th issue	1,945,340	8,192	0	1,945,340	0.01%	0.05%	184	3
32 STANOVANJSKI SKLAD RS 1 st issue	1,919,509	8,087	0	1,919,509	0.01%	0.05%	264	2
33 REPUBLIKA SLOVENIJA 28 th issue	1,821,810	7,676	0	1,821,810	0.01%	0.05%	175	4
34 REPUBLIKA SLOVENIJA 49 th issue	1,715,078	7,225	0	476,452	0.01%	0.04%	18	6
35 REPUBLIKA SLOVENIJA 40 th issue	1,134,700	4,783	0	74,200	0.01%	0.03%	107	3
36 REPUBLIKA SLOVENIJA 42 nd issue	953,250	4,014	0	953,250	0.00%	0.02%	93	2
37 ABANKA 4 th issue	884,937	3,730	0	884,937	0.00%	0.02%	36	2
38 REPUBLIKA SLOVENIJA 48 th issue	782,345	3,296	0	488,996	0.00%	0.02%	32	2
39 SKB OBVEZNICE 4 th issue, A series	721,000	3,039	0	721,000	0.00%	0.02%	7	1
40 BANKA VIPA 7 th issue	498,612	2,100	0	457,095	0.00%	0.01%	12	2
41 HOTELI BERNARDIN	446,040	1,879	0	446,040	0.00%	0.01%	5	2
42 REPUBLIKA SLOVENIJA 51 st issue	313,400	1,321	0	313,400	0.00%	0.01%	30	2
43 REPUBLIKA SLOVENIJA 22 nd issue	312,000	1,315	0	312,000	0.00%	0.01%	30	1
44 REPUBLIKA SLOVENIJA 17 th issue	269,750	1,137	0	269,750	0.00%	0.01%	26	1
45 BTC 2 nd issue	192,900	813	0	192,900	0.00%	0.00%	25	1
46 BANKA VIPA 5 th issue	163,426	689	0	163,426	0.00%	0.00%	6	1
47 REPUBLIKA SLOVENIJA 13 th issue	123,169	519	0	123,169	0.00%	0.00%	1	1
48 ABANKA 6 th issue	96,845	408	0	0	0.00%	0.00%	4	1
49 BANKA VIPA 3 rd issue	39,334	166	0	39,334	0.00%	0.00%	2	1
50 ABANKA 5 th issue	0	0	0	0	0.00%	0.00%	0	0
51 ABANKA VIPA 7 th issue	0	0	0	0	0.00%	0.00%	0	0
52 BANKA CELJE 4 th issue	0	0	0	0	0.00%	0.00%	0	0
53 BANKA CELJE 5 th issue	0	0	0	0	0.00%	0.00%	0	0
54 BANKA CELJE 6 th issue, A series	0	0	0	0	0.00%	0.00%	0	0
55 BANKA CELJE 6 th issue, B series	0	0	0	0	0.00%	0.00%	0	0
56 BANKA CELJE 7 th issue	0	0	0	0	0.00%	0.00%	0	0
57 BANKA VIPA 2 nd issue	0	0	0	0	0.00%	0.00%	0	0
58 BANKA VIPA 4 th issue	0	0	0	0	0.00%	0.00%	0	0
59 BANKA VIPA 6 th issue	0	0	0	0	0.00%	0.00%	0	0
60 BANKA ZASAVJE 2 nd issue	0	0	0	0	0.00%	0.00%	0	0
61 NFD INVESTICIJSKO SVETOVANJE	0	0	0	0	0.00%	0.00%	0	0
62 NLB 11 th issue	0	0	0	0	0.00%	0.00%	0	0
63 NLB 3 rd issue	0	0	0	0	0.00%	0.00%	0	0
64 NLB 9 th issue	0	0	0	0	0.00%	0.00%	0	0
65 NOVA KBM 2 nd issue	0	0	0	0	0.00%	0.00%	0	0
66 NOVA KBM 3 rd issue, A series	0	0	0	0	0.00%	0.00%	0	0
67 NOVA KBM 3 rd issue, B series	0	0	0	0	0.00%	0.00%	0	0
68 REPUBLIKA SLOVENIJA 24 th issue	0	0	0	0	0.00%	0.00%	0	0
69 REPUBLIKA SLOVENIJA 31 st issue	0	0	0	0	0.00%	0.00%	0	0
70 REPUBLIKA SLOVENIJA 33 rd issue	0	0	0	0	0.00%	0.00%	0	0
71 REPUBLIKA SLOVENIJA 34 th issue	0	0	0	0	0.00%	0.00%	0	0
72 REPUBLIKA SLOVENIJA 36 th issue	0	0	0	0	0.00%	0.00%	0	0
73 REPUBLIKA SLOVENIJA 44 th issue	0	0	0	0	0.00%	0.00%	0	0
74 REPUBLIKA SLOVENIJA 45 th issue	0	0	0	0	0.00%	0.00%	0	0
75 SKB OBVEZNICE 4 th issue, B series	0	0	0	0	0.00%	0.00%	0	0
76 SL_ZADR.KMET.BANKA	0	0	0	0	0.00%	0.00%	0	0
Total official market	19,813,583,486	83,463,109	12,021,605,952	1,159,205,902	100.00%	-	1,976,578	8,298

C2) TURNOVER BY SECURITIES ON FREE MARKET IN FEBRUARY 2004

1. Shares (1)

Issue	Total (in SIT)	Total (in EUR)	Block trades (in SIT)	Cross trades (in SIT)	Share in total turnover on free market	Share in turnover of shares	Volume in pieces	Number of bargains
Total shares	3,104,671,302	13,082,227	809,790,649	627,378,288	37.10%	100.00%	2,156,575	12,031
Total common shares	3,071,515,044	12,942,521	809,790,649	623,094,195	36.71%	98.93%	2,151,247	11,728
1 NAMA	676,585,022	2,851,907	672,897,304	243,410	8.09%	21.79%	425,106	19
2 ZVON ENA HOLDING	318,991,788	1,344,163	136,893,345	83,175,185	3.81%	10.27%	218,301	686
3 INFOND HOLDING	311,561,500	1,312,653	0	111,784,644	3.72%	10.04%	293,361	894
4 NFD HOLDING	218,683,741	921,398	0	108,419,523	2.61%	7.04%	294,315	1,869
5 HELIOS, DOMŽALE	142,896,044	602,013	0	25,765,168	1.71%	4.60%	966	57
6 KD HOLDING	133,838,099	563,871	0	18,156,241	1.60%	4.31%	12,339	658
7 MAKSIMA HOLDING	107,749,104	453,992	0	46,230,848	1.29%	3.47%	89,568	944
8 VIPA HOLDING	97,609,447	411,249	0	74,437,110	1.17%	3.14%	97,235	600
9 LESNINA	93,802,411	395,199	0	19,865,001	1.12%	3.02%	417	102
10 JUTEKS	87,359,620	368,079	0	4,680,907	1.04%	2.81%	2,841	102
11 AKTIVA INVEST	71,424,227	300,938	0	11,248,766	0.85%	2.30%	2,857	567
12 ETRA 33	68,717,493	289,553	0	15,669,447	0.82%	2.21%	634	74
13 KD Naložbe	60,568,463	255,200	0	7,376,661	0.72%	1.95%	103,864	829
14 TRIGLAV, FINANČNA DRUŽBA	58,948,957	248,374	0	20,643,253	0.70%	1.90%	52,275	993
15 ZLATA MONETA II	53,069,886	223,631	0	5,599,266	0.63%	1.71%	94,570	503
16 ARKADA HOLDING	50,874,534	214,335	0	6,538,294	0.61%	1.64%	56,501	300
17 DZS	47,930,685	202,008	0	62,270	0.57%	1.54%	10,227	20
18 CINKARNA CELJE	42,420,999	178,728	0	4,385,799	0.51%	1.37%	1,536	66
19 BELINKA	30,636,005	129,080	0	180,010	0.37%	0.99%	4,867	45
20 KS2 NALOŽBE	29,541,541	124,477	0	4,382,530	0.35%	0.95%	54,276	145
21 MITOL SEŽANA	27,217,800	114,686	0	0	0.33%	0.88%	6,636	9
22 NIKO	23,402,107	98,534	0	2,800,000	0.28%	0.75%	766	10
23 POM-INVEST	20,920,886	88,147	0	748,456	0.25%	0.67%	22,226	222
24 LIP BLEĐ	19,493,186	82,125	0	253,650	0.23%	0.63%	19,920	45
25 SATURNUS EMBALAŽA	18,102,148	76,269	0	91,000	0.22%	0.58%	385	29
26 KD GROUP	15,988,550	67,386	0	6,166,000	0.19%	0.51%	147	15
27 ZVON DVA HOLDING	15,428,809	64,960	0	1,419,100	0.18%	0.50%	25,245	105
28 TOSAMA	14,184,998	59,767	0	571,139	0.17%	0.46%	971	50
29 MIP	13,693,099	57,687	0	2,420,789	0.16%	0.44%	6,815	54
30 CETIS	11,532,850	48,592	0	1,470,000	0.14%	0.37%	331	11
31 FINIRA	9,300,898	39,185	0	2,025,491	0.11%	0.30%	27,076	163
32 LIV POSTOJNA	9,164,755	38,611	0	245,050	0.11%	0.30%	643	30
33 VIZIJA HOLDING	8,737,966	36,811	0	4,785,300	0.10%	0.28%	13,442	107
34 HRAM HOLDING	8,452,110	35,611	0	937,798	0.10%	0.27%	23,694	111
35 KLASJE CELJE	7,871,110	33,167	0	1,855,982	0.09%	0.25%	13,351	20
36 JATA EMONA	7,752,844	32,666	0	1,173,461	0.09%	0.25%	7,443	27
37 SLOVENIJALES	7,694,159	32,420	0	866,797	0.09%	0.25%	533	37
38 VIZIJA HOLDING ENA	7,477,250	31,501	0	3,982,550	0.09%	0.24%	13,595	111
39 KS4 NALOŽBE	6,918,104	29,147	0	131,678	0.08%	0.22%	17,654	108
40 MEDALJON	6,506,722	27,421	0	0	0.08%	0.21%	2,834	13
41 JADRAN	5,875,054	24,759	0	2,464,804	0.07%	0.19%	1,176	12
42 GORENJSKI TISK	5,681,700	23,938	0	862,320	0.07%	0.18%	1,823	13
43 MODRA LINIJA HOLDING	5,653,204	23,818	0	2,452,718	0.07%	0.18%	6,139	104
44 GOZDNO GOSPODARSTVO BLEĐ	5,531,386	23,310	0	1,863,255	0.07%	0.18%	3,588	14
45 OLJARICA, KRANJ	5,470,327	23,045	0	2,943,000	0.07%	0.18%	692	10
46 TEKSTINA	5,164,361	21,758	0	582,665	0.06%	0.17%	7,986	24
47 FRUCTAL	4,927,677	20,757	0	9,520	0.06%	0.16%	2,059	21
48 VELANA	4,879,372	20,556	0	0	0.06%	0.16%	6,993	26
49 KRONA HOLDING	4,535,319	19,108	0	1,011,184	0.05%	0.15%	9,102	44
50 NK NALOŽBE	4,119,287	17,353	0	457,248	0.05%	0.13%	11,672	62
51 AKTIVA AVANT	3,980,015	16,768	0	588,415	0.05%	0.13%	9,950	125
52 FOND INVEST	3,594,493	15,146	0	1,435,762	0.04%	0.12%	2,496	120
53 PLAMA - PUR	3,507,505	14,782	0	5,000	0.04%	0.11%	1,314	10
54 CERTIUS INVEST	3,423,500	14,424	0	465,760	0.04%	0.11%	8,350	47
55 GRADIS, GP LJUBLJANA	3,289,001	13,855	0	744,264	0.04%	0.11%	3,603	10
56 ALPETOUR POTOVALNA AGENCIJA	3,234,970	13,629	0	1,000,400	0.04%	0.10%	1,062	20
57 HOTELI PALACE	2,318,041	9,766	0	0	0.03%	0.07%	1,527	19
58 ŽITO INTES	2,119,946	8,931	0	155,769	0.03%	0.07%	4,594	20
59 AKTIVA NALOŽBE	2,044,098	8,606	0	725,768	0.02%	0.07%	2,340	12
60 JAVOR PIVKA	2,031,280	8,559	0	395,810	0.02%	0.07%	3,283	22
61 SWATY	1,867,573	7,868	0	637,561	0.02%	0.06%	146	3
62 INTEGRAL JESENICE	1,568,656	6,609	0	352,656	0.02%	0.05%	829	5
63 INLES	1,437,025	6,055	0	18,000	0.02%	0.05%	2,467	16
64 KOŠAKI TMI	1,424,009	6,000	0	1,424,009	0.02%	0.05%	89	2
65 AGROKOMBINAT MARIBOR	1,421,725	5,990	0	68,147	0.02%	0.05%	1,269	23
66 LIZ INŽENIRING	1,386,200	5,842	0	0	0.02%	0.04%	956	7
67 NK2 NALOŽBE	1,350,074	5,688	0	26,790	0.02%	0.04%	4,744	31
68 COLOR	1,216,501	5,124	0	0	0.01%	0.04%	527	13
69 MELAMIN	1,123,504	4,733	0	306,280	0.01%	0.04%	237	5
70 ZDRAVILIŠČE ROGAŠKA	1,050,121	4,425	0	174,250	0.01%	0.03%	6,291	9

1. Shares (2)

Issue	Total (in SIT)	Total (in EUR)	Block trades (in SIT)	Cross trades (in SIT)	Share in total turnover on free market	Share in turnover of shares	Volume in pieces	Number of bargains
71 LESNINA EMMI	1,009,566	4,253	0	0	0.01%	0.03%	1,212	7
72 UNITAS, LJUBLJANA	999,950	4,212	0	0	0.01%	0.03%	449	9
73 C2 NALOŽBE	960,857	4,049	0	42,020	0.01%	0.03%	2,462	24
74 GRAND HOTEL UNION	942,500	3,973	0	0	0.01%	0.03%	377	4
75 INTERTRADE ITS	887,000	3,738	0	0	0.01%	0.03%	887	9
76 TERME DOBRNA	886,786	3,736	0	397,086	0.01%	0.03%	556	7
77 HIDROTEHNIK	868,874	3,661	0	0	0.01%	0.03%	502	8
78 IMP KLIMAT	809,600	3,410	0	195,200	0.01%	0.03%	506	2
79 MARINA PORTOROŽ	767,265	3,233	0	0	0.01%	0.02%	85	3
80 UNIT-AS LJUBLJANA	669,738	2,821	0	0	0.01%	0.02%	446	10
81 PINUS TKI	662,200	2,790	0	0	0.01%	0.02%	22	2
82 CAPITA	600,600	2,531	0	0	0.01%	0.02%	1,092	4
83 ŽELEZARNA RAVNE - MONTER DRAVOGRAD	515,850	2,172	0	0	0.01%	0.02%	543	1
84 SVILA	512,913	2,160	0	0	0.01%	0.02%	12,324	6
85 ELMO	410,000	1,726	0	203,360	0.00%	0.01%	656	2
86 KOMPAS HOTELI	357,000	1,505	0	0	0.00%	0.01%	70	1
87 GORIŠKE OPEKARNE	254,100	1,071	0	254,100	0.00%	0.01%	121	2
88 GEA TOVARNA OLJA	224,750	947	0	29,000	0.00%	0.01%	155	4
89 DANA	185,201	780	0	0	0.00%	0.01%	132	4
90 AVTOPREVOZNIŠTVO IN SERVISI	182,759	770	0	0	0.00%	0.01%	1,238	5
91 MK TISKARNA	140,700	593	0	0	0.00%	0.00%	134	5
92 KEMA PUCONCI	139,623	588	0	0	0.00%	0.00%	33	1
93 TOVARNA SLADKORJA ORMOŽ	127,500	537	0	0	0.00%	0.00%	15	1
94 ZRC	47,380	199	0	0	0.00%	0.00%	92	1
95 AVTO CELJE	37,200	157	0	0	0.00%	0.00%	31	1
96 IMP ČRPALKE LJUBLJANA	24,666	104	0	0	0.00%	0.00%	28	4
97 CREINA	13,500	57	0	13,500	0.00%	0.00%	3	1
98 UPIMO GROUP	1,125	5	0	0	0.00%	0.00%	9	1
99 INTERTRADE ITA	0	0	0	0	0.00%	0.00%	0	0
100 JELEN GOSTINSKO PODJETJE	0	0	0	0	0.00%	0.00%	0	0
101 GEA COLLEGE	0	0	0	0	0.00%	0.00%	0	0
102 SJAJ HRASTNIK	0	0	0	0	0.00%	0.00%	0	0
103 MURALES	0	0	0	0	0.00%	0.00%	0	0
104 INTARA	0	0	0	0	0.00%	0.00%	0	0
105 SAVINJA MOZIRJE	0	0	0	0	0.00%	0.00%	0	0
106 EGOLES	0	0	0	0	0.00%	0.00%	0	0
107 RTC KRVAVEC	0	0	0	0	0.00%	0.00%	0	0
108 SVILANIT KAMNIK	0	0	0	0	0.00%	0.00%	0	0
109 MEDVEŠEK PUŠNIK	0	0	0	0	0.00%	0.00%	0	0
Preferred shares	33,156,258	139,706	0	4,284,093	0.40%	1.07%	5,328	303
1 KD HOLDING	33,156,258	139,706	0	4,284,093	0.40%	1.07%	5,328	303
2 ZDRAVILIŠČE ROGAŠKA	0	0	0	0	0.00%	0.00%	0	0

2. Bonds

Issue	Total (in SIT)	Total (in EUR)	Block trades (in SIT)	Cross trades (in SIT)	Share in total turnover on free market	Share in turnover of bonds	Volume in pieces	Number of bargains
Total bonds	1,419,844,425	5,982,270	395,975,250	251,730,768	16.97%	100.00%	94,782	463
1 SLOV. ODŠKODNINSKA DRUŽBA 2 nd issue	1,161,671,043	4,894,639	162,456,993	227,828,843	13.88%	81.82%	92,341	451
2 NLB 7 th issue	139,058,000	585,954	119,493,000	19,565,000	1.66%	9.79%	1,304	3
3 BANKA KOPER 4 th issue	83,598,200	352,099	82,845,000	0	1.00%	5.89%	796	3
4 POŠTNA BANKA SLOVENIJE 5 th issue	31,180,257	131,300	31,180,257	0	0.37%	2.20%	130	1
5 PROBANKA 4 th issue	3,018,553	12,722	0	3,018,553	0.04%	0.21%	155	3
6 PROBANKA 5 th issue	1,305,145	5,500	0	1,305,145	0.02%	0.09%	55	1
7 KD INVESTMENTS 1 st issue	13,227	56	0	13,227	0.00%	0.00%	1	1
8 AUTOCOMMERCE 1 st issue	0	0	0	0	0.00%	0.00%	0	0
9 BANKA KOPER 3 rd issue	0	0	0	0	0.00%	0.00%	0	0
10 BANKA VIPA 1 st issue	0	0	0	0	0.00%	0.00%	0	0
11 NLB 8 th issue	0	0	0	0	0.00%	0.00%	0	0
12 POŠTNA BANKA SLOVENIJE 2 nd issue	0	0	0	0	0.00%	0.00%	0	0
13 POŠTNA BANKA SLOVENIJE 3 rd issue	0	0	0	0	0.00%	0.00%	0	0
14 POTEZA, BPD 2 nd issue	0	0	0	0	0.00%	0.00%	0	0
15 PROBANKA 6 th issue	0	0	0	0	0.00%	0.00%	0	0
16 SIP STROJNA INDUSTRIJA 1 st issue, A series	0	0	0	0	0.00%	0.00%	0	0
17 SIP STROJNA INDUSTRIJA 1 st issue, B series	0	0	0	0	0.00%	0.00%	0	0
18 STANOVANJSKI SKLAD 3 rd issue	0	0	0	0	0.00%	0.00%	0	0
19 UBK KONVERTIBILNE	0	0	0	0	0.00%	0.00%	0	0
Total free market (shares and bonds)	4,524,515,727	19,064,497	1,205,765,899	879,109,056	54.07%	-	2,251,357	12,494

3. Investment funds

Issue	Total (in SIT)	Total (in EUR)	Block trades (in SIT)	Cross trades (in SIT)	Share in total turnover on free market	Share in turnover of investment funds	Volume in pieces	Number of bargains
Total investment funds	3,843,516,922	16,191,605	777,150,000	630,225,494	45.93%	100.00%	17,093,235	12,749
1 Closed-end funds	3,406,366,219	14,349,579	777,150,000	494,894,789	40.71%	88.63%	10,698,076	8,293
2 Authorised closed-end funds	437,150,703	1,842,026	0	135,330,705	5.22%	11.37%	6,395,159	4,456

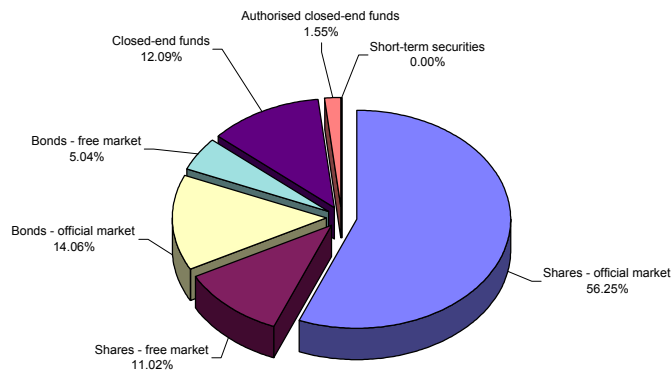
3.1. Closed-end funds

Issue	Total (in SIT)	Total (in EUR)	Block trades (in SIT)	Cross trades (in SIT)	Share in total turnover on free market	Share in turnover of closed-end funds	Volume in pieces	Number of bargains
Total closed-end funds	3,406,366,219	14,349,579	777,150,000	494,894,789	40.71%	100.00%	10,698,076	8,293
1 ZLATA MONETA I. ID	777,560,497	3,274,552	479,825,000	34,150,142	9.29%	22.83%	3,351,307	661
2 TRIGLAV STEBER I. ID	768,433,249	3,236,798	267,325,000	73,980,589	9.18%	22.56%	2,434,047	1,228
3 NFD 1, INVESTICIJSKI SKLAD	569,070,540	2,397,505	0	123,640,133	6.80%	16.71%	2,009,608	1,266
4 ID MAKSIMA	359,061,385	1,512,910	0	93,917,299	4.29%	10.54%	154,901	1,079
5 INFOND ID	269,674,748	1,136,161	0	46,313,694	3.22%	7.92%	112,539	1,003
6 KD ID	242,063,220	1,019,880	0	30,875,887	2.89%	7.11%	1,251,583	1,050
7 KRONA SENIOR	157,456,073	663,430	0	40,545,018	1.88%	4.62%	1,118,223	376
8 ZVON ENA ID	121,525,719	512,102	30,000,000	8,916,374	1.45%	3.57%	55,241	765
9 VIPA INVEST	108,285,050	456,225	0	24,251,358	1.29%	3.18%	61,024	738
10 MODRA LINJA	33,235,738	140,016	0	18,304,295	0.40%	0.98%	149,603	127

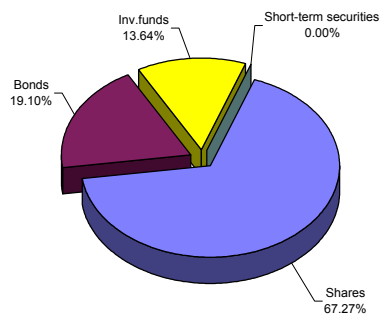
3.2. Authorised closed-end funds

Issue	Total (in SIT)	Total (in EUR)	Block trades (in SIT)	Cross trades (in SIT)	Share in total turnover on free market	Share in turnover of auth. closed-end funds	Volume in pieces	Number of bargains
Total authorised closed-end funds	437,150,703	1,842,026	0	135,330,705	5.22%	100.00%	6,395,159	4,456
1 INFOND PID	124,872,176	526,101	0	36,008,567	5.22%	28.57%	1,573,113	922
2 ATENA PID	63,732,139	268,568	0	29,881,707	1.49%	14.58%	697,794	363
3 PID ZVON DVA	58,374,280	246,024	0	8,909,408	0.76%	13.35%	949,855	487
4 PID MAKSIMA	53,614,079	225,888	0	18,908,123	0.70%	12.26%	976,096	901
5 POMURSKA INVESTICIJSKA DRUŽBA 1	48,569,701	204,712	0	12,617,770	0.64%	11.11%	168,931	56
6 TRIGLAV STEBER, PID	45,402,160	191,293	0	19,292,007	0.58%	10.39%	1,069,170	992
7 POOBLAŠČENA POMURSKA INV. DRUŽBA	14,079,967	59,325	0	667,908	0.54%	3.22%	301,410	202
8 TRDNJAVA, PID	9,702,971	40,884	0	4,844,050	0.17%	2.22%	222,249	118
9 MERCATA PID	9,270,006	39,059	0	2,544,664	0.17%	2.12%	225,423	216
10 MERCATA 1 PID	5,461,063	23,011	0	233,754	0.11%	1.25%	122,937	166
11 TRDNJAVA I, PID	4,072,161	17,161	0	1,422,747	0.07%	0.93%	88,181	33
12 NIKA, PID	0	0	0	0	0.05%	0.00%	0	0
13 NIKA, PID 2	0	0	0	0	0.00%	0.00%	0	0
14 VIZIJA I., PID	0	0	0	0	0.00%	0.00%	0	0
Short-term securities	0	0	0	0	0.00%	-	0	0
Total free market	8,368,032,649	35,256,102	1,982,915,899	1,509,334,550	100.00%	-	19,344,592	25,243
Total turnover in February 2004	28,181,616,135	118,719,211	14,004,521,851	2,668,540,452	-	-	21,321,170	33,541

Structure of turnover by securities in February 2004



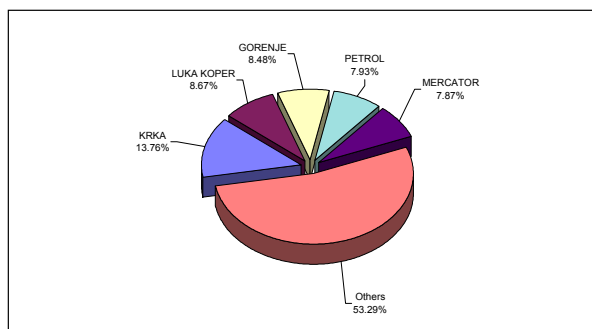
Structure of turnover by securities - all markets - February 2004



C3) MOST TRADED SECURITIES IN FEBRUARY 2004

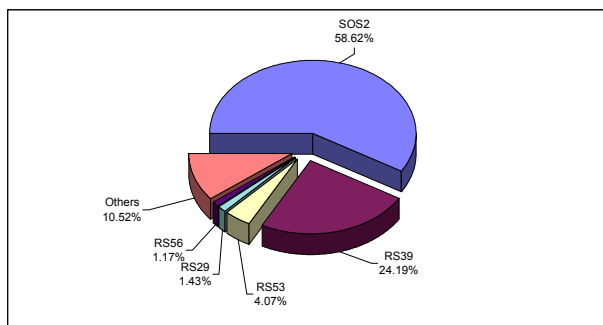
MOST TRADED SHARES

Issuer	Turnover (in SIT) - order book trades only	Market capitalisation as of 29 Feb 2004 (in SIT)	Number of bargains - order book trades only
KRKA	1,293,947,229 SIT	204,418,277,452 SIT	1,254
LUKA KOPER	815,301,299 SIT	50,008,131,600 SIT	539
GORENJE	797,874,525 SIT	71,586,550,000 SIT	988
PETROL	746,074,610 SIT	124,000,885,524 SIT	719
MERCATOR	740,702,053 SIT	113,926,725,821 SIT	822
Others	5,012,188,197 SIT	887,242,261,749 SIT	14,818
Total	9,406,087,913 SIT	1,451,182,832,146 SIT	19,140



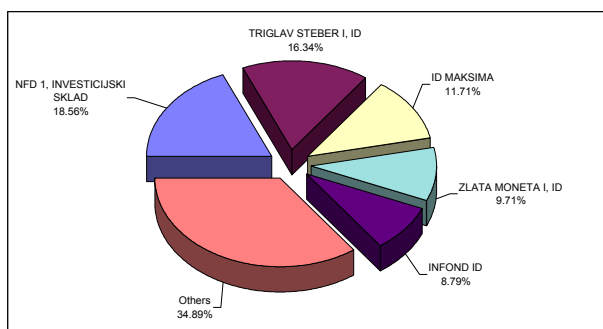
MOST TRADED BONDS

Issue	Turnover (in SIT) - order book trades only	Market capitalisation as of 29 Feb 2004 (in SIT)	Number of bargains - order book trades only
SLOVENSKA ODŠKODNINSKA DRUŽBA 2 nd issue	999,214,050 SIT	132,022,220,209 SIT	448
REPUBLIKA SLOVENIJA 39 th issue	412,392,313 SIT	29,430,000,000 SIT	952
REPUBLIKA SLOVENIJA 53 rd issue	69,328,510 SIT	24,940,492,500 SIT	14
REPUBLIKA SLOVENIJA 29 th issue	24,421,297 SIT	13,782,591,213 SIT	17
REPUBLIKA SLOVENIJA 56 th issue	19,964,000 SIT	9,807,315,000 SIT	1
Others	179,319,279 SIT	688,999,399,626 SIT	164
Total	1,704,639,449 SIT	898,982,018,548 SIT	1,596



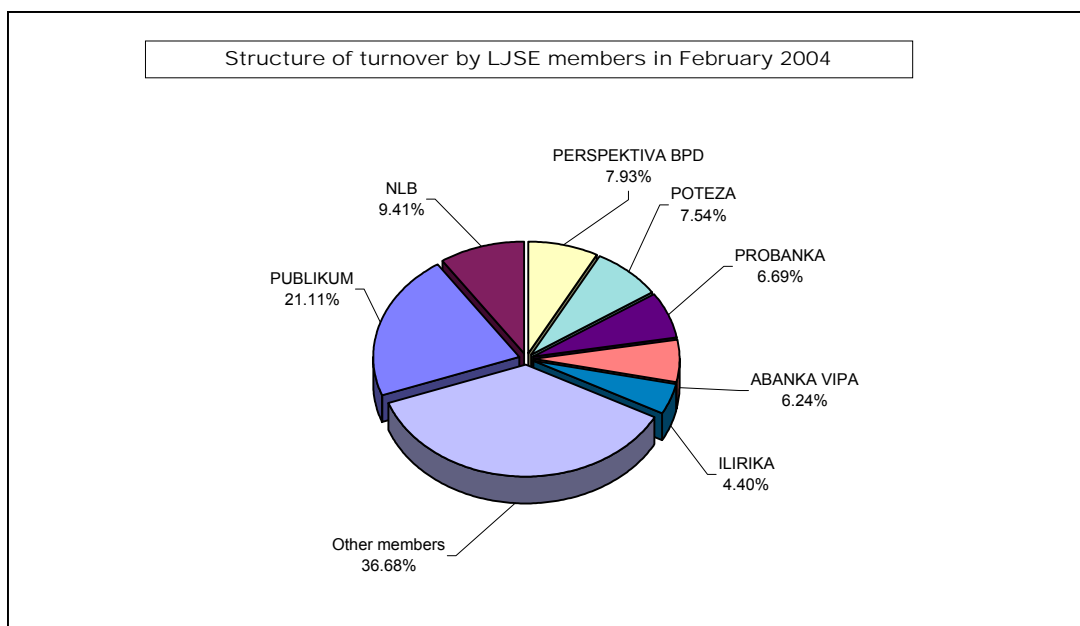
MOST TRADED INVESTMENT FUNDS

INVESTMENT FUNDS	Turnover (in SIT) - order book trades only	Market capitalisation as of 29 Feb 2004 (in SIT)	Number of bargains - order book trades only
NFD 1, INVESTICIJSKI SKLAD	569,070,540 SIT	45,669,037,320 SIT	1,266
TRIGLAV STEBER I, ID	501,108,249 SIT	46,778,600,860 SIT	1,224
ID MAKSIMA	359,061,385 SIT	18,281,384,421 SIT	1,079
ZLATA MONETA I, ID	297,735,497 SIT	15,860,115,116 SIT	658
INFOND ID	269,674,748 SIT	19,607,334,347 SIT	1,003
Others	1,069,716,503 SIT	68,670,237,621 SIT	7,511
Total	3,066,366,922 SIT	214,866,709,685 SIT	12,741



C4) TURNOVER BY LJSE MEMBERS IN FEBRUARY 2004

	Member	Official market (in SIT)	Free market (in SIT)	Total (in SIT)	Share in turnover
1	PUBLIKUM	11,765,131,991	130,351,163	11,895,483,154	21.11%
2	NLB	3,804,534,064	1,498,206,762	5,302,740,826	9.41%
3	PERSPEKTIVA BPD	4,249,858,807	221,570,755	4,471,429,562	7.93%
4	POTEZA	2,197,376,009	2,053,942,674	4,251,318,683	7.54%
5	PROBANKA	2,360,903,033	1,410,337,711	3,771,240,744	6.69%
6	ABANKA VIPA	2,294,145,502	1,221,772,428	3,515,917,930	6.24%
7	ILIRIKA	1,631,615,462	848,667,920	2,480,283,382	4.40%
8	BANKA KOPER	2,200,202,080	196,204,191	2,396,406,271	4.25%
9	PM&A BPD	374,982,740	1,913,162,216	2,288,144,956	4.06%
10	ARGONOS BPH	667,182,762	1,258,497,568	1,925,680,330	3.42%
11	CELJSKA BORZNO-POSREDNIŠKA HIŠA	1,272,902,368	428,523,427	1,701,425,795	3.02%
12	BANK AUSTRIA CREDITANSTALT	1,298,439,569	238,946,605	1,537,386,174	2.73%
13	MEDVEŠEK PUŠNIK	950,420,077	412,970,075	1,363,390,152	2.42%
14	GBD GORENJSKA BORZNO POSREDNIŠKA DRUŽBA	501,712,672	770,634,616	1,272,347,288	2.26%
15	MARIBORSKA BPH	348,897,070	698,702,342	1,047,599,412	1.86%
16	AC - BORZNO POSREDNIŠKA HIŠA	363,984,046	604,542,672	968,526,718	1.72%
17	SLOVENSKA ZADRUŽNA KMETIJSKA BANKA	528,642,654	397,559,170	926,201,824	1.64%
18	SKB BANKA	688,829,066	222,880,159	911,709,225	1.62%
19	CERTIUS BPH	246,117,846	661,834,718	907,952,564	1.61%
20	RAIFFEISEN KREKOVA BANKA	504,729,876	400,651,060	905,380,936	1.61%
21	PFC INTERFIN	342,765,853	382,432,096	725,197,949	1.29%
22	FACTOR BANKA	613,118,600	87,382,792	700,501,392	1.24%
23	MOJA DELNICA BPH	238,200,420	169,895,706	408,096,126	0.72%
24	VERITAS BH	99,922,148	178,449,318	278,371,466	0.49%
25	COGITO BIS B.H.	26,334,705	140,105,215	166,439,920	0.30%
26	B P H	41,989,038	115,972,464	157,961,502	0.28%
27	GORENJSKA BANKA	14,228,508	71,869,468	86,097,976	0.15%
	TOTAL	39,627,166,966	16,736,065,291	56,363,232,257	100.00%



C5) TURNOVER IN YEARS 2003 AND 2004

MONTHLY TURNOVER ON OFFICIAL MARKET

Year 2003	Number of trading days	Turnover (in SIT)		average	Number of bargains	
		per month	average per day	per bargain	per month	average per day
February	20	14,685,502,567	734,275,128	1,878,903	7,816	391
March	21	15,725,302,818	748,823,944	1,826,400	8,610	410
April	21	12,260,388,500	583,828,024	1,830,728	6,697	319
May	20	12,674,122,498	633,706,125	2,337,968	5,421	271
June	20	12,663,713,847	633,185,692	2,413,975	5,246	262
July	23	12,737,762,517	553,815,762	2,313,853	5,505	239
August	20	16,826,694,518	841,334,726	2,269,584	7,414	371
September	22	17,706,234,832	804,828,856	1,824,257	9,706	441
October	22	22,155,385,177	1,007,062,963	2,285,474	9,694	441
November	20	21,381,051,173	1,069,052,559	1,879,488	11,376	569
December	20	24,810,762,689	1,240,538,134	2,083,887	11,906	595
TOTAL	249	214,845,856,213			99,310	
AVERAGE 2003	21	17,903,821,351	862,834,764	2,163,386	8,276	399
Year 2004						
January	20	20,970,494,721	1,048,524,736	2,247,401	9,331	467
February	20	19,813,583,486	990,679,174	2,387,754	8,298	415
TOTAL	40	40,784,078,207			17,629	
AVERAGE 2004	20	20,392,039,104	1,019,601,955	2,313,465	8,815	441

MONTHLY TURNOVER ON FREE MARKET *

Year 2003	Number of trading days	Turnover (in SIT)		average	Number of bargains	
		per month	average per day	per bargain	per month	average per day
February	20	11,697,210,667	584,860,533	505,279	23,150	1,158
March	21	9,157,982,800	436,094,419	479,024	19,118	910
April	21	8,869,272,571	422,346,313	473,457	18,733	892
May	20	5,967,011,896	298,350,595	348,439	17,125	856
June	20	11,086,277,540	554,313,877	603,368	18,374	919
July	23	9,869,426,621	429,105,505	451,174	21,875	951
August	20	10,025,353,802	501,267,690	513,410	19,527	976
September	22	11,185,492,263	508,431,467	520,861	21,475	976
October	22	10,213,605,513	464,254,796	477,316	21,398	973
November	20	9,615,165,056	480,758,253	471,817	20,379	1,019
December	20	17,423,269,468	871,163,473	778,902	22,369	1,118
TOTAL	249	125,390,839,070			242,492	
AVERAGE 2003	21	10,449,236,589	503,577,667	517,093	20,208	974
Year 2004						
January	20	11,940,838,239	597,041,912	550,294	21,699	1,085
February	20	8,368,032,649	418,401,632	331,499	25,243	1,262
TOTAL	40	20,308,870,888			46,942	
AVERAGE 2004	20	10,154,435,444	507,721,772	432,638	23,471	1,174

* Includes the turnover of shares, bonds, inv.funds and short-term securities.

MONTHLY TURNOVER ON ALL MARKETS

Year 2003 Month	Number of trading days	Turnover (in SIT)		average	Number of bargains	
		per month	average per day	per bargain	per month	average per day
February	20	26,382,713,234	1,319,135,662	851,990	30,966	1,548
March	21	24,883,285,618	1,184,918,363	897,406	27,728	1,320
April	21	21,129,661,071	1,006,174,337	830,895	25,430	1,211
May	20	18,641,134,394	932,056,720	826,805	22,546	1,127
June	20	23,749,991,387	1,187,499,569	1,005,503	23,620	1,181
July	23	22,607,189,138	982,921,267	825,683	27,380	1,190
August	20	26,852,048,320	1,342,602,416	996,698	26,941	1,347
September	22	28,891,727,095	1,313,260,323	928,875	31,104	1,414
Oktober	22	32,368,990,690	1,471,317,759	1,041,071	31,092	1,413
November	20	30,996,216,229	1,549,810,811	976,105	31,755	1,588
December	20	42,234,032,157	2,111,701,608	1,232,211	34,275	1,714
TOTAL	249	340,236,695,283			341,725	
AVERAGE 2003	21	28,353,057,940	1,366,412,431	995,645	28,477	1,372
Year 2004						
January	20	32,911,332,960	1,645,566,648	1,060,629	31,030	1,552
February	20	28,181,616,135	1,409,080,807	840,214	33,541	1,677
TOTAL	40	61,092,949,095			64,571	
AVERAGE 2004	20	30,546,474,548	1,527,323,727	946,136	32,286	1,614

TURNOVER BY SECURITIES ON ALL MARKETS OF LJUBLJANA STOCK EXCHANGE IN YEARS 2004 - 1990

Total turnover and number of bargains

Year	Number of trading days	Turnover (in SIT)		average	Number of bargains	
		per year	average per day	per bargain	per year	average per day
2004	40	61,092,949,095	1,527,323,727	946,136	64,571	1,614
2003	249	340,236,695,283	1,366,412,431	995,420	341,802	1,373
2002	247	481,040,836,708	1,947,533,752	1,062,358	452,805	1,833
2001	247	348,643,571,200	1,411,512,434	1,088,977	320,157	1,296
2000	249	269,617,104,598	1,082,799,617	679,818	396,602	1,593
1999	254	265,671,058,734	1,045,949,050	594,292	447,038	1,760
1998	252	173,374,959,032	687,995,869	729,680	237,604	943
1997	249	108,296,251,892	434,924,706	771,594	140,354	564
1996	240	87,004,346,423	362,518,110	662,875	131,253	547
1995	247	88,098,296,414	356,673,265	722,573	121,923	494
1994	252	112,830,429,696	447,739,800	1,078,252	104,642	415
1993	251	87,387,724,215	348,158,264	1,808,072	48,332	193
1992	106	22,710,966,299	214,254,399	3,678,485	6,174	58
1991	98	1,674,875,622	17,090,568	531,707	3,150	32
1990	62	13,545,000	218,468	52,096	260	4

Average turnover and number of bargains

Year	Turnover (in SIT)			Number of bargains	
	per month	per day	per bargain	per month	per day
2004	30,546,474,548	1,527,323,727	946,136	32,286	1,614
2003	28,353,057,940	1,366,412,431	995,420	28,484	1,373
2002	40,086,736,392	1,947,533,752	1,062,358	37,734	1,833
2001	29,053,630,933	1,411,512,434	1,088,977	26,680	1,296
2000	22,468,092,050	1,082,799,617	679,818	33,050	1,593
1999	22,139,254,895	1,045,949,050	594,292	37,253	1,760
1998	14,447,913,253	687,995,869	729,680	19,800	943
1997	9,024,687,658	434,924,706	771,594	11,696	564
1996	7,250,362,202	362,518,110	662,875	10,938	547
1995	7,341,524,701	356,673,265	722,573	10,160	494
1994	9,402,535,808	447,739,800	1,078,252	8,720	415
1993	7,282,310,351	348,158,264	1,808,072	4,028	193
1992	1,892,580,525	214,254,399	3,678,485	515	58
1991	139,572,969	17,090,568	531,707	263	32
1990	1,128,750	218,468	52,096	22	4

STRUCTURE OF TURNOVER

MONTHLY TURNOVER BY MARKETS ON LJUBLJANA STOCK EXCHANGE (in SIT)

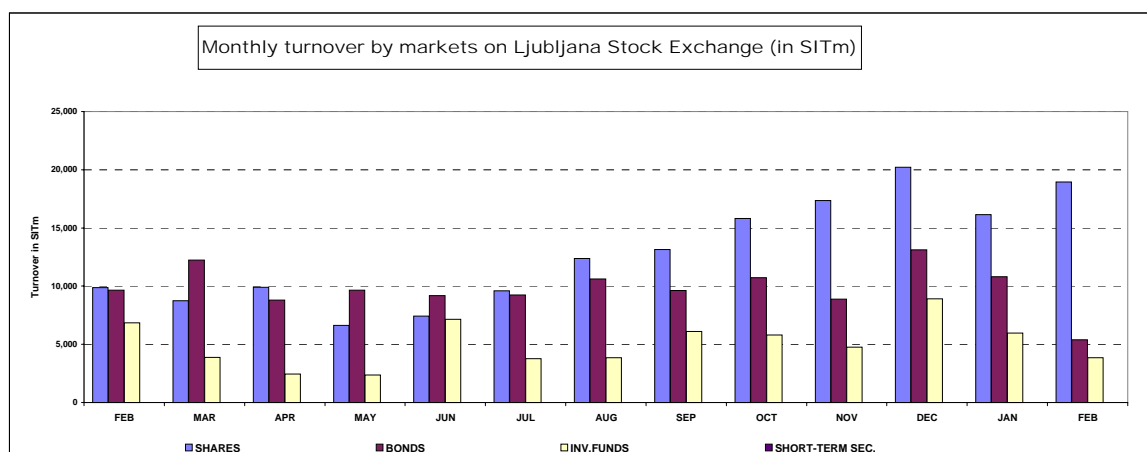
YEAR 2003	OFFICIAL MARKET		FREE MARKET					TOTAL
	SHARES	BONDS	SHARES	BONDS	CLOSED-END FUNDS	AUTHORISED CLOSED-END FUNDS	SHORT-TERM SECURITIES	
February	7,105,127,358	7,580,375,209	2,770,161,900	2,080,499,702	3,218,326,430	3,628,222,635	0	26,382,713,234
March	5,265,613,629	10,459,689,189	3,493,589,876	1,772,940,188	1,537,002,303	2,354,450,433	0	24,883,285,618
April	5,255,687,698	7,004,700,802	4,642,547,508	1,788,227,265	1,020,587,047	1,417,910,751	0	21,129,661,071
May	4,487,349,440	8,186,773,058	2,136,389,832	1,461,588,896	699,513,232	1,669,519,936	0	18,641,134,394
June	5,523,599,700	7,140,114,147	1,892,258,472	2,040,567,812	3,720,791,735	3,432,659,521	0	23,749,991,387
July	4,943,906,004	7,793,856,513	4,646,661,840	1,441,930,844	1,803,613,559	1,977,220,378	0	22,607,189,138
August	7,706,571,054	9,120,123,464	4,682,619,663	1,491,671,447	1,817,172,325	2,033,890,367	0	26,852,048,320
September	10,935,618,595	6,770,616,237	2,205,700,073	2,866,239,219	3,989,783,455	2,123,769,516	0	28,891,727,095
October	13,119,846,272	9,035,538,905	2,696,926,376	1,703,632,094	3,777,053,468	2,035,993,575	0	32,368,990,690
November	13,995,131,984	7,385,919,189	3,362,332,486	1,500,315,991	2,309,607,154	2,442,909,425	0	30,996,216,229
December	13,836,949,777	10,973,812,912	6,369,766,697	2,150,263,378	6,519,144,272	2,384,095,121	0	42,234,032,157
TOTAL 2003	107,677,387,009	107,168,469,204	41,649,651,876	22,548,802,812	32,235,247,570	28,609,026,812	348,110,000	340,236,695,283

Year 2004								
January	11,873,280,923	9,097,213,798	4,266,845,518	1,699,284,291	4,743,052,026	1,231,656,404	0	32,911,332,960
February	15,852,136,394	3,961,447,092	3,104,671,302	1,419,844,425	3,406,366,219	437,150,703	0	28,181,616,135
TOTAL 2004	27,725,417,317	13,058,660,890	7,371,516,820	3,119,128,716	8,149,418,245	1,668,807,107	0	61,092,949,095

MONTHLY TURNOVER BY SECURITIES ON LJUBLJANA STOCK EXCHANGE (in SIT)

YEAR 2003	SHARES	BONDS	INVESTMENT FUNDS	SHORT-TERM SECURITIES	TOTAL
February	9,875,289,258	9,660,874,911	6,846,549,065	0	26,382,713,234
March	8,759,203,505	12,232,629,377	3,891,452,736	0	24,883,285,618
April	9,898,235,206	8,792,928,067	2,438,497,798	0	21,129,661,071
May	6,623,739,272	9,648,361,954	2,369,033,168	0	18,641,134,394
June	7,415,858,172	9,180,681,959	7,153,451,256	0	23,749,991,387
July	9,590,567,844	9,235,787,357	3,780,833,937	0	22,607,189,138
August	12,389,190,717	10,611,794,911	3,851,062,692	0	26,852,048,320
September	13,141,316,668	9,636,855,456	6,113,552,971	0	28,891,727,095
October	15,816,772,648	10,739,170,999	5,813,047,043	0	32,368,990,690
November	17,357,464,470	8,886,235,180	4,752,516,579	0	30,996,216,229
December	20,206,716,474	13,124,076,290	8,903,239,393	0	42,234,032,157
TOTAL 2003	149,327,038,885	129,717,272,016	60,844,274,382	348,110,000	340,236,695,283

Year 2004					
January	16,140,126,441	10,796,498,089	5,974,708,430	0	32,911,332,960
February	18,956,807,696	5,381,291,517	3,843,516,922	0	28,181,616,135
TOTAL 2004	35,096,934,137	16,177,789,606	9,818,225,352	0	61,092,949,095



D) MARKET CAPITALISATION

MARKET CAPITALISATION - OFFICIAL MARKET (in SIT)

	28 Feb 2003	31 Dec 2003	31 Jan 2004	29 Feb 2004	Index 29 Feb 2004 / 31 Jan 2004	Index 29 Feb 2004 / 31 Dec 2003	Index 29 Feb 2004 / 28 Feb 2003	Share
SHARES	813,164,810,860	978,082,384,866	1,049,321,547,176	1,034,731,149,953	99	106	127	58.38%
Banks	30,350,121,031	2,446,156,000	2,440,000,000	2,380,000,000	98	97	8	0.23%
Companies	782,814,689,829	975,636,228,866	1,046,881,547,176	1,032,351,149,953	99	106	134	99.77%
BONDS	520,714,929,673	718,041,247,391	718,281,129,090	737,700,986,061	103	103	138	41.62%
State	465,319,210,664	597,558,851,786	597,986,439,766	617,176,202,294	103	103	129	83.66%
Banks	47,907,581,886	102,457,923,187	102,431,058,011	102,659,406,162	100	100	214	13.92%
Companies	7,488,137,123	18,024,472,417	17,863,631,313	17,865,377,605	100	99	239	2.42%
TOTAL	1,333,879,740,533	1,696,123,632,257	1,767,602,676,265	1,772,432,136,013	100	104	133	100.00%

MARKET CAPITALISATION - FREE MARKET (in SIT)

	28 Feb 2003	31 Dec 2003	31 Jan 2004	29 Feb 2004	Index 29 Feb 2004 / 31 Jan 2004	Index 29 Feb 2004 / 31 Dec 2003	Index 29 Feb 2004 / 28 Feb 2003	Share
SHARES	228,916,255,497	361,600,575,085	395,632,619,666	416,451,682,193	105	115	182	52.54%
Companies	228,916,255,497	361,600,575,085	395,632,619,666	416,451,682,193	105	115	182	100.00%
BONDS	150,791,221,727	157,270,201,206	161,445,624,481	161,281,152,491	100	103	107	20.35%
State	125,847,258,408	132,561,415,045	134,307,961,509	133,964,824,769	100	101	106	83.06%
Banks	19,284,163,113	20,521,003,185	22,940,030,893	23,113,233,161	101	113	120	14.33%
Companies	5,659,800,206	4,187,782,977	4,197,632,079	4,203,094,561	100	100	74	2.61%
CLOSED-END FUNDS	89,170,121,253	151,799,714,300	192,458,699,690	193,041,737,428	100	127	216	24.36%
AUTH. CLOSED-END FUNDS	146,325,625,543	75,196,858,639	56,119,333,910	21,824,972,257	39	29	15	2.75%
TOTAL *	615,203,224,020	745,867,349,231	805,656,277,747	792,599,544,369	98	106	129	100.00%

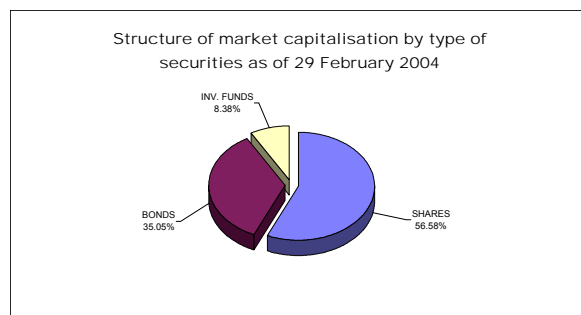
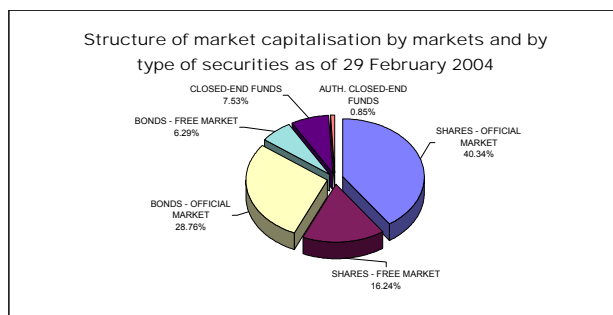
TOTAL SHARES	1,042,081,066,357	1,339,682,959,951	1,444,954,166,842	1,451,182,832,146	100	108	139	56.15%
TOTAL BONDS	671,506,151,400	875,311,448,597	879,726,753,570	898,982,138,552	102	103	134	34.19%
INVESTMENT FUNDS	235,495,746,796	226,996,572,939	248,578,033,600	214,866,709,685	86	95	91	9.66%
TOTAL CAPITALISATION ON LJSE *	1,949,082,964,553	2,441,990,981,488	2,573,258,954,012	2,565,031,680,382	100	105	132	100.00%

* Investment funds are included in market capitalisation

On 29 February 2004, the total market capitalisation of all shares traded, without investment funds, on the Ljubljana Stock Exchange (SIT 1,451.2 billion) corresponded to 27.5% of GDP in 2002 - SIT 5,284 billion (at current prices; as reported by the Statistical Office of the Republic of Slovenia).

EXCHANGE RATES:

1USD=214.0005 SIT as of 28 Feb 2003	1USD=189.3674 SIT as of 31 Dec 2003	1USD=191.6142 SIT as of 31 Jan 2004	1USD=191.5332 SIT as of 28 Feb 2004
1EUR=231.5699 SIT as of 28 Feb 2003	1EUR=236.6903 SIT as of 31 Dec 2003	1EUR=237.2375 SIT as of 31 Jan 2004	1EUR=237.5586 SIT as of 28 Feb 2004



D1) MARKET CAPITALISATION OF SHARES - OFFICIAL MARKET

Issue	Number of shares traded	Number of issued shares	Share of traded shares	Price as of 27 Feb 2004	Market capitalisation as of 29 Feb 2004 (in SIT)	Market capitalisation as of 29 Feb 2004 (in EUR)	Market capitalisation as of 29 Feb 2004 (in USD)
Common shares	-	-	-	-	1,032,351,149,953	4,345,669,447	5,389,933,181
1 KRKA	3,542,612	3,542,612	100.00%	57,703 SIT	204,418,277,452	860,496,221	1,067,273,337
2 PETROL	2,086,301	2,086,301	100.00%	59,436 SIT	124,000,885,524	521,980,200	647,411,966
3 MERCATOR	3,208,504	3,208,504	100.00%	35,508 SIT	113,926,725,821	479,573,149	594,814,506
4 GORENJE	12,200,000	12,200,000	100.00%	5,868 SIT	71,586,550,000	301,342,700	373,755,307
5 PIVOVARNA LAŠKO	8,747,652	8,747,652	100.00%	7,647 SIT	66,889,008,495	281,568,457	349,229,316
6 ISTRABENZ	5,180,000	5,180,000	100.00%	9,787 SIT	50,696,763,600	213,407,402	264,689,169
7 LUKA KOPER	7,140,000	7,140,000	100.00%	7,004 SIT	50,008,131,600	210,508,614	261,093,803
8 SAVA	1,720,987	1,720,987	100.00%	29,000 SIT	49,909,449,074	210,093,211	260,578,579
9 INTEREUROPA	7,902,413	7,902,413	100.00%	5,367 SIT	42,415,016,416	178,545,489	221,449,944
10 PIVOVARNA UNION	451,114	451,114	100.00%	85,684 SIT	38,653,333,177	162,710,730	201,810,094
11 MERKUR	1,214,585	1,214,585	100.00%	25,094 SIT	30,479,391,137	128,302,621	159,133,723
12 DROGA PORTOROŽ	282,768	282,768	100.00%	92,857 SIT	26,257,084,317	110,528,873	137,088,945
13 TERME ČATEŽ	674,971	674,971	100.00%	29,995 SIT	20,245,815,892	85,224,513	105,703,951
14 KOLINSKA	3,166,992	3,169,525	99.92%	6,063 SIT	19,202,897,642	80,834,361	100,258,846
15 DELO	667,464	667,464	100.00%	27,995 SIT	18,685,654,680	78,657,033	97,558,307
16 SALUS	134,980	134,980	100.00%	129,000 SIT	17,412,420,000	73,297,367	90,910,714
17 ETOL	254,619	254,619	100.00%	64,500 SIT	16,422,925,500	69,132,103	85,744,537
18 AERODROM	1,936,229	1,936,229	100.00%	7,799 SIT	15,100,456,348	63,565,185	78,839,890
19 ŽITO	348,765	348,765	100.00%	36,876 SIT	12,861,026,751	54,138,334	67,147,767
20 RADENSKA	5,061,856	5,061,856	100.00%	1,803 SIT	9,128,044,925	38,424,393	47,657,769
21 TERME 3000	3,184,444	3,184,444	100.00%	2,015 SIT	6,416,654,660	27,010,829	33,501,527
22 COMET	1,700,688	1,700,688	100.00%	3,000 SIT	5,102,064,000	21,477,076	26,638,014
23 MLINOTEST	2,389,177	2,389,177	100.00%	2,101 SIT	5,019,660,877	21,130,201	26,207,785
24 ŽIVILA KRANJ	319,997	319,997	100.00%	12,600 SIT	4,031,962,200	16,972,495	21,050,983
25 DELO PRODAJA	593,549	593,549	100.00%	6,200 SIT	3,680,003,800	15,490,931	19,213,399
26 KOMPAS MTS	2,973,005	2,973,005	100.00%	1,150 SIT	3,418,955,750	14,392,052	17,850,460
27 EMONA OBALA KOPER	1,741,456	1,741,456	100.00%	1,720 SIT	2,995,478,466	12,609,430	15,639,474
28 GRADB.PODJETJE GROSUPLJE	199,411	199,411	100.00%	6,400 SIT	1,276,230,400	5,372,276	6,663,233
29 TEHNOUNION	84,005	84,005	100.00%	12,500 SIT	1,050,062,500	4,420,225	5,482,405
30 GEODETSKI ZAVOD SLOVENIJE	379,820	379,820	100.00%	2,000 SIT	759,640,000	3,197,695	3,966,101
31 NIKA	186,695	186,695	100.00%	1,610 SIT	300,578,950	1,265,283	1,569,331
Preferred shares	-	-	-	-	2,380,000,000	10,018,581	12,426,044
1 PROBANKA	400,000	400,000	100.00%	5,950 SIT	2,380,000,000	10,018,581	12,426,044
TOTAL SHARES	-	-	-	-	1,034,731,149,953	4,355,688,028	5,402,359,225

EXCHANGE RATES	1 USD=	191.5332 SIT as of 28 Feb 2004
	1 EUR=	237.5586 SIT as of 28 Feb 2004

MARKET CAPITALISATION OF SHARES - FREE MARKET

Issue	Number of shares traded	Number of issued shares	Share of traded shares	Price as of 27 Feb 2004	Market capitalisation as of 29 Feb 2004 (in SIT)	Market capitalisation as of 29 Feb 2004 (in EUR)	Market capitalisation as of 29 Feb 2004 (in USD)
Common shares	-	-	-	-	414,819,373,798	1,746,177,043	2,165,783,132
1 HELIOS	219,861	219,861	100.00%	150,019 SIT	32,983,338,352	138,842,956	172,206,899
2 NFD HOLDING	30,184,540	30,184,540	100.00%	748 SIT	22,589,506,045	95,090,247	117,940,420
3 CINKARNA	812,477	814,626	99.74%	27,700 SIT	22,505,612,900	94,737,100	117,502,412
4 ZVON ENA HOLDING	11,520,720	11,520,720	100.00%	1,881 SIT	21,674,506,572	91,238,568	113,163,183
5 KD GROUP	186,436	186,436	100.00%	109,571 SIT	20,428,059,123	85,991,663	106,655,447
6 JUTEKS	641,432	641,432	100.00%	30,500 SIT	19,563,676,000	82,353,053	102,142,480
7 AKTIVA INVEST	775,110	775,110	100.00%	25,001 SIT	19,378,742,141	81,574,576	101,176,935
8 INFOND HOLDING	16,833,414	16,833,414	100.00%	1,075 SIT	18,091,543,362	76,156,129	94,456,436
9 BELINKA HOLDING	2,702,532	2,702,532	100.00%	6,536 SIT	17,664,613,962	74,358,975	92,227,426
10 LESNINA	76,495	76,495	100.00%	226,286 SIT	17,309,725,386	72,865,076	90,374,543
11 AKTIVA NALOŽBE	13,591,508	13,591,508	100.00%	891 SIT	12,115,062,486	50,998,206	63,253,068
12 KD HOLDING	924,969	924,969	100.00%	10,907 SIT	10,088,359,392	42,466,825	52,671,596
13 ZVON DVA HOLDING	14,120,934	14,120,934	100.00%	609 SIT	8,605,155,970	36,223,298	44,927,751
14 MAKSIMA HOLDING	6,399,850	6,399,850	100.00%	1,228 SIT	7,858,951,802	33,082,161	41,031,799
15 VIPA HOLDING	7,347,565	7,347,565	100.00%	1,000 SIT	7,347,565,000	30,929,484	38,361,835
16 DZS	1,429,368	1,686,384	84.76%	4,799 SIT	6,859,537,032	28,875,137	35,813,828
17 CETIS	200,000	220,642	90.64%	34,000 SIT	6,800,000,000	28,624,516	35,502,983
18 TRIGLAV, finančna družba	6,356,989	6,356,989	100.00%	1,021 SIT	6,487,625,124	27,309,578	33,872,066
19 FRUCTAL	2,504,151	2,505,613	99.94%	2,400 SIT	6,009,962,400	25,298,863	31,378,176
20 ARKADA HOLDING	6,640,325	6,640,325	100.00%	900 SIT	5,976,292,500	25,157,130	31,202,384
21 KD Naložbe	9,566,329	9,566,329	100.00%	577 SIT	5,519,676,170	23,235,009	28,818,378
22 ETRA 33	45,423	45,423	100.00%	110,160 SIT	5,003,797,680	21,063,425	26,124,963
23 ZLATA MONETA II	8,232,861	8,232,861	100.00%	555 SIT	4,572,613,328	19,248,359	23,873,737
24 GRAND HOTEL UNION	1,814,613	1,814,613	100.00%	2,500 SIT	4,536,532,500	19,096,478	23,685,358
25 TOVARNA SLADKORJA ORMOŽ	497,163	497,163	100.00%	8,500 SIT	4,225,885,500	17,788,813	22,063,462
26 TOSAMA	295,670	295,670	100.00%	14,000 SIT	4,139,380,000	17,424,669	21,611,815
27 SLOVENIJALE	273,604	273,604	100.00%	14,799 SIT	4,049,065,596	17,044,492	21,140,281
28 PINUS TKI	133,383	133,383	100.00%	30,100 SIT	4,014,828,300	16,900,370	20,961,527
29 SATURNUS EMBALAŽA	84,064	85,929	97.83%	47,543 SIT	3,996,642,983	16,823,819	20,866,581
30 MEDALJON	1,734,000	1,734,000	100.00%	2,298 SIT	3,984,732,000	16,773,680	20,804,393
31 SWATY	288,940	288,940	100.00%	13,000 SIT	3,756,220,000	15,811,762	19,611,326
32 HOTELI PALACE	2,346,102	2,346,102	100.00%	1,550 SIT	3,636,458,100	15,307,626	18,986,046
33 JATA EMONA	3,197,534	3,197,534	100.00%	1,020 SIT	3,261,548,631	13,729,449	17,028,633
34 MITOL	770,509	770,509	100.00%	4,200 SIT	3,236,137,800	13,622,482	16,895,963
35 GORENJSKI TISK	960,176	1,070,328	89.71%	3,100 SIT	2,976,545,600	12,529,732	15,540,625
36 MIP	1,478,742	1,478,742	100.00%	1,950 SIT	2,883,620,837	12,138,566	15,055,462
37 NAMA	2,861,310	2,861,310	100.00%	1,005 SIT	2,875,731,002	12,105,354	15,014,269
38 MARINA PORTOROŽ	313,932	313,932	100.00%	8,346 SIT	2,620,076,472	11,029,180	13,679,490
39 LIV POSTOJNA	161,600	161,600	100.00%	14,713 SIT	2,377,577,168	10,008,382	12,413,394
40 COLOR	950,391	950,391	100.00%	2,400 SIT	2,280,938,400	9,601,582	11,908,841
41 MELAMIN	466,489	466,489	100.00%	4,750 SIT	2,215,822,750	9,327,479	11,568,870
42 LIP BLEED	2,155,899	2,155,899	100.00%	1,000 SIT	2,155,791,205	9,074,777	11,255,444
43 MEDVESEK PUŠNIK	80,000	80,000	100.00%	24,999 SIT	1,999,920,000	8,418,639	10,441,636
44 POM-INVEST	2,241,983	2,241,983	100.00%	869 SIT	1,948,731,624	8,203,162	10,174,380
45 KS2 NALOŽBE	4,429,040	4,429,040	100.00%	400 SIT	1,771,616,000	7,457,596	9,249,655
46 PLAMA - PUR	686,798	686,798	100.00%	2,515 SIT	1,727,633,501	7,272,452	9,020,021
47 MODRA LINIJA HOLDING	1,882,991	1,882,991	100.00%	900 SIT	1,694,691,900	7,133,785	8,848,032
48 HRAM HOLDING	4,346,667	4,346,667	100.00%	350 SIT	1,521,768,117	6,405,864	7,945,192
49 VIZIJA HOLDING	2,277,503	2,277,503	100.00%	650 SIT	1,480,376,950	6,231,629	7,729,088
50 CERTIUS INVEST	3,091,062	3,091,062	100.00%	410 SIT	1,267,335,420	5,334,833	6,616,792
51 INTERTRADE ITS	1,260,000	1,260,000	100.00%	1,000 SIT	1,260,000,000	5,303,954	6,578,494
52 AKTIVA AVANT	2,951,872	2,951,872	100.00%	400 SIT	1,180,748,800	4,970,348	6,164,721
53 VIZIJA HOLDING ENA	2,129,725	2,129,725	100.00%	550 SIT	1,171,348,750	4,930,778	6,115,643
54 NK NALOŽBE	3,257,149	3,257,149	100.00%	352 SIT	1,145,637,018	4,822,545	5,981,402
55 NIKO ŽELEZNIKI	35,875	35,875	100.00%	31,502 SIT	1,130,123,129	4,757,239	5,900,403
56 JADRAN	226,334	226,334	100.00%	4,851 SIT	1,097,833,067	4,621,315	5,731,816

Issue	Number of shares traded	Number of issued shares	Share of traded shares	Price as of 27 Feb 2004	Market capitalisation as of 29 Feb 2004 (in SIT)	Market capitalisation as of 29 Feb 2004 (in EUR)	Market capitalisation as of 29 Feb 2004 (in USD)
57 TERME DOBRNA	682,010	692,542	98.48%	1,600 SIT	1,091,216,000	4,593,460	5,697,268
58 ŽITO INTES	2,518,194	2,518,194	100.00%	411 SIT	1,034,977,734	4,356,726	5,403,647
59 VELANA	1,409,645	1,409,645	100.00%	700 SIT	986,751,500	4,153,718	5,151,856
60 GEA TOVARNA OLJA	660,348	846,600	78.00%	1,450 SIT	957,504,600	4,030,604	4,999,157
61 KEMA PUCONCI	217,346	217,346	100.00%	4,231 SIT	919,590,926	3,871,007	4,801,209
62 KS4 NALOŽBE	2,637,490	2,637,490	100.00%	339 SIT	893,871,736	3,762,742	4,666,928
63 FOND INVEST	595,241	595,241	100.00%	1,412 SIT	840,539,816	3,538,242	4,388,481
64 KOMPAS HOTELI	162,700	162,700	100.00%	5,100 SIT	829,770,000	3,492,907	4,332,252
65 GORIŠKE OPEKARNE	392,725	523,634	75.00%	2,100 SIT	824,722,500	3,471,659	4,305,898
66 ALPETOUR POTOVALNA AGENCIJA	263,042	263,042	100.00%	3,000 SIT	789,126,000	3,321,816	4,120,048
67 GOZDNO GOSPODARSTVO BLEĐ	489,520	611,900	80.00%	1,520 SIT	744,119,352	3,132,361	3,885,067
68 FINIRA	2,179,206	2,179,206	100.00%	340 SIT	740,930,040	3,118,936	3,868,416
69 TEKSTINA	1,127,293	1,503,057	75.00%	630 SIT	710,194,590	2,989,555	3,707,945
70 KOŠAKI TMI	43,236	43,236	100.00%	16,000 SIT	691,780,324	2,912,041	3,611,804
71 JAVOR PIVKA	1,194,700	1,194,700	100.00%	568 SIT	678,589,600	2,856,515	3,542,935
72 INTERTRADE ITA	69,531	69,531	100.00%	9,702 SIT	674,589,762	2,839,677	3,522,051
73 HIDROTEHNIK	384,472	384,472	100.00%	1,700 SIT	653,602,400	2,751,331	3,412,476
74 KRONA HOLDING	1,287,121	1,287,121	100.00%	500 SIT	643,560,500	2,709,060	3,360,047
75 RTC KRVAVEC	205,734	205,734	100.00%	3,000 SIT	617,202,000	2,598,104	3,222,426
76 INTARA	101,000	101,000	100.00%	6,000 SIT	606,000,000	2,550,950	3,163,942
77 MURALES	322,045	322,045	100.00%	1,800 SIT	579,655,236	2,440,052	3,026,396
78 IMP KLIMAT	353,900	353,900	100.00%	1,600 SIT	566,240,000	2,383,580	2,956,354
79 LESNINA EMMI	684,037	714,827	95.69%	801 SIT	547,913,637	2,306,436	2,860,672
80 AVTO CELJE	418,077	418,077	100.00%	1,200 SIT	501,692,400	2,111,868	2,619,350
81 DANA	356,128	404,231	88.10%	1,403 SIT	499,654,707	2,103,290	2,608,711
82 OLJARICA	70,404	70,404	100.00%	7,000 SIT	492,828,000	2,074,553	2,573,068
83 SVILANIT	408,487	410,407	99.53%	1,200 SIT	490,184,400	2,063,425	2,559,266
84 AGROKOMBINAT MARIBOR	453,956	499,291	90.92%	1,038 SIT	471,297,119	1,983,919	2,460,655
85 KLASJE	820,343	820,343	100.00%	571 SIT	468,415,853	1,971,791	2,445,612
86 INTEGRAL JESENICE	243,784	256,556	95.02%	1,900 SIT	463,189,600	1,949,791	2,418,325
87 ELMO	708,000	708,000	100.00%	630 SIT	446,040,000	1,877,600	2,328,787
88 INLES	609,005	609,005	100.00%	650 SIT	395,853,250	1,666,339	2,066,760
89 UNITAS, LJUBLJANA	173,377	173,377	100.00%	2,201 SIT	381,602,777	1,606,352	1,992,358
90 NK2 NALOŽBE	1,255,432	1,255,432	100.00%	275 SIT	345,243,800	1,453,300	1,802,527
91 ŽELEZARNA RAVNE - MONTER DRAVOGRAD	359,761	359,761	100.00%	950 SIT	341,772,950	1,436,689	1,784,406
92 GEA COLLEGE	247,930	247,930	100.00%	1,220 SIT	302,449,807	1,273,159	1,579,099
93 GRADIS GP	304,750	304,750	100.00%	915 SIT	278,846,250	1,173,800	1,455,864
94 LIZ INŽENIRING	188,677	235,846	80.00%	1,450 SIT	273,581,650	1,151,639	1,428,377
95 IMP ČRPALKE	333,034	333,034	100.00%	811 SIT	269,957,360	1,136,382	1,409,455
96 UNIT-AS LJUBLJANA	173,377	173,377	100.00%	1,500 SIT	260,065,500	1,094,743	1,357,809
97 C2 NALOŽBE	587,661	587,661	100.00%	440 SIT	258,570,840	1,088,451	1,350,005
98 CREINA	48,594	48,594	100.00%	4,500 SIT	218,673,000	920,501	1,141,698
99 EGOLES	258,300	258,300	100.00%	800 SIT	206,640,000	869,849	1,078,873
100 CAPITA	315,963	315,963	100.00%	550 SIT	173,779,650	731,523	907,308
101 ZDRAVILIŠČE ROGAŠKA	898,110	961,898	93.37%	177 SIT	158,875,659	668,785	829,494
102 MK TISKARNA	103,954	103,954	100.00%	1,050 SIT	109,151,700	459,473	569,884
103 SVILA	1,263,478	1,263,478	100.00%	60 SIT	75,682,332	318,584	395,139
104 SAVINJA MOZIRJE	105,780	105,780	100.00%	661 SIT	69,920,580	294,330	365,057
105 AVTOPREVOZNIŠTVO IN SERVISI	308,696	308,696	100.00%	144 SIT	44,371,963	186,783	231,667
106 SIJAJ HRASTNIK	26,880	26,880	100.00%	1,600 SIT	43,008,000	181,042	224,546
107 JELEN	50,849	67,798	75.00%	800 SIT	40,679,200	171,239	212,387
108 ZRC	63,690	63,690	100.00%	515 SIT	32,800,350	138,073	171,252
109 UPIMO GROUP	215,000	215,000	100.00%	125 SIT	26,875,000	113,130	140,315
Preferred shares	-	-	-	-	1,632,308,395	6,871,182	8,522,326
1 KD HOLDING	266,413	266,413	100.00%	6,085 SIT	1,621,168,395	6,824,288	8,464,164
2 ZDRAVILIŠČE ROGAŠKA	27,850	30,000	92.83%	400 SIT	11,140,000	46,894	58,162
TOTAL SHARES					416,451,682,193	1,753,048,226	2,174,305,458

EXCHANGE RATES	1 USD=	191.5332 SIT as of 28 Feb 2004
	1 EUR=	237.5586 SIT as of 28 Feb 2004

D2) MARKET CAPITALISATION OF BONDS - OFFICIAL MARKET

Issue	Number of issued bonds	Price as of 27 Feb 2004	Principal amt. as of 30 Jan 2004	Currency of denomination	Market capitalisation as of 29 Feb 2004 (in SIT)	Market capitalisation as of 29 Feb 2004 (in EUR)	Market capitalisation as of 29 Feb 2004 (in USD)
1 REPUBLIKA SLOVENIJA 51 st issue	4,447,050	105.40	10,000.00	SIT	46,871,907,000	197,306,715	244,719,490
2 REPUBLIKA SLOVENIJA 33 rd issue	248,716	140.00	511.29	EUR	42,287,770,134	178,009,847	220,785,588
3 REPUBLIKA SLOVENIJA 52 nd issue	4,000,000	104.30	10,000.00	SIT	41,720,000,000	175,619,826	217,821,245
4 REPUBLIKA SLOVENIJA 10 th issue	5,218,961	100.20	6,373.35	SIT	34,698,669,527	146,063,622	181,162,689
5 REPUBLIKA SLOVENIJA 54 th issue	3,000,000	105.50	10,000.00	SIT	31,650,000,000	133,230,285	165,245,503
6 REPUBLIKA SLOVENIJA 39 th issue	30,000,000	98.10	1,000.00	SIT	29,430,000,000	123,885,222	153,654,823
7 REPUBLIKA SLOVENIJA 38 th issue	1,000,000	113.00	100.00	EUR	26,840,720,500	112,985,682	140,136,125
8 REPUBLIKA SLOVENIJA 53 rd issue	1,000,000	105.00	100.00	EUR	24,940,492,500	104,986,696	130,214,984
9 REPUBLIKA SLOVENIJA 34 th issue	1,691,000	107.00	10,000.00	SIT	18,093,700,000	76,165,207	94,467,695
10 REPUBLIKA SLOVENIJA 27 th issue	1,700,000	106.00	10,000.00	SIT	18,020,000,000	75,854,968	94,082,906
11 REPUBLIKA SLOVENIJA 37 th issue	1,700,000	105.70	10,000.00	SIT	17,969,000,000	75,640,284	93,816,633
12 REPUBLIKA SLOVENIJA 21 st issue	2,000,000	97.60	9,000.00	SIT	17,568,000,000	73,952,280	91,723,002
13 REPUBLIKA SLOVENIJA 43 rd issue	1,560,000	104.00	10,000.00	SIT	16,224,000,000	68,294,728	84,705,941
14 REPUBLIKA SLOVENIJA 40 th issue	1,500,000	106.00	10,000.00	SIT	15,900,000,000	66,930,854	83,014,329
15 REPUBLIKA SLOVENIJA 35 th issue	1,400,000	108.00	10,000.00	SIT	15,120,000,000	63,647,454	78,941,928
16 REPUBLIKA SLOVENIJA 50 th issue	612,818	102.77	100.00	EUR	14,959,380,052	62,971,326	78,103,326
17 REPUBLIKA SLOVENIJA 29 th issue	550,000	105.50	100.00	EUR	13,782,591,213	58,017,648	71,959,280
18 REPUBLIKA SLOVENIJA 13 th issue	106,701	101.50	511.29	EUR	13,152,780,025	55,366,465	68,671,019
19 REPUBLIKA SLOVENIJA 45 th issue	1,211,249	105.45	10,000.00	SIT	12,772,620,705	53,766,190	66,686,197
20 REPUBLIKA SLOVENIJA 18 th issue	500,000	107.50	100.00	EUR	12,767,156,875	53,743,190	66,657,670
21 REPUBLIKA SLOVENIJA 41 st issue	1,200,000	105.00	10,000.00	SIT	12,600,000,000	53,039,545	65,784,940
22 NLB 13 th issue	117,335	107.00	100,000.00	SIT	12,554,845,000	52,849,465	65,549,184
23 REPUBLIKA SLOVENIJA 26 th issue	500,000	105.50	100.00	EUR	12,529,628,375	52,743,316	65,417,527
24 REPUBLIKA SLOVENIJA 36 th issue	1,200,000	103.70	10,000.00	SIT	12,444,000,000	52,382,865	64,970,459
25 REPUBLIKA SLOVENIJA 42 nd issue	1,200,000	102.50	10,000.00	SIT	12,300,000,000	51,776,698	64,218,632
26 NLB 10 th issue	108,243	105.80	100,000.00	SIT	11,452,109,400	48,207,513	59,791,772
27 NLB 9 th issue	108,474	104.00	100,000.00	SIT	11,281,296,000	47,488,477	58,899,951
28 REPUBLIKA SLOVENIJA 24 th issue	1,100,000	100.36	10,000.00	SIT	11,039,600,000	46,471,060	57,638,049
29 REPUBLIKA SLOVENIJA 28 th issue	1,050,000	104.12	10,000.00	SIT	10,932,600,000	46,020,645	57,079,399
30 REPUBLIKA SLOVENIJA 23 rd issue	400,000	110.40	100.00	EUR	10,489,258,560	44,154,405	54,764,702
31 REPUBLIKA SLOVENIJA 55 th issue	1,021,500	100.12	10,000.00	SIT	10,227,258,000	43,051,517	53,396,790
32 BTC HIPOTEKARNE	400,000	106.00	100.00	EUR	10,071,208,400	42,394,628	52,582,051
33 REPUBLIKA SLOVENIJA 56 th issue	982,500	99.82	10,000.00	SIT	9,807,315,000	41,283,772	51,204,256
34 REPUBLIKA SLOVENIJA 17 th issue	900,000	103.75	10,000.00	SIT	9,337,500,000	39,306,091	48,751,339
35 REPUBLIKA SLOVENIJA 25 th issue	800,000	105.00	10,000.00	SIT	8,400,000,000	35,359,697	43,856,626
36 REPUBLIKA SLOVENIJA 22 nd issue	800,000	104.00	10,000.00	SIT	8,320,000,000	35,022,937	43,438,944
37 NLB 12 th issue	80,000	101.70	100,000.00	SIT	8,136,000,000	34,248,392	42,478,275
38 REPUBLIKA SLOVENIJA 49 th issue	78,392	105.50	380.00	EUR	7,464,891,970	31,423,371	38,974,402
39 NLB 11 th issue	26,326	100.00	1,000.00	EUR	6,253,175,291	26,322,664	32,647,997
40 REPUBLIKA SLOVENIJA 32 nd issue	238,655	109.00	100.00	EUR	6,178,922,694	26,010,099	32,260,322
41 NLB 2 nd issue, A series	40,000	103.89	100,000.00	SIT	5,588,924,618	23,526,509	29,179,926
42 ABANKA VIPA 7 th issue	173,000	101.00	100.00	EUR	4,150,335,481	17,470,786	21,669,013
43 SKB OBVEZNICI 4 th issue, A series	38,182	103.00	100,000.00	SIT	3,932,746,000	16,554,846	20,532,973
44 NFD INVESTICIJSKO SVETOVANJE	16,000	108.65	135,740.00	SIT	3,382,121,498	14,236,999	17,658,148
45 REPUBLIKA SLOVENIJA 44 th issue	296,493	110.55	10,000.00	SIT	3,277,730,115	13,797,565	17,113,117
46 ABANKA 6 th issue	135,000	102.00	100.00	EUR	3,270,767,445	13,768,255	17,076,765
47 REPUBLIKA SLOVENIJA 31 st issue	294,768	108.00	10,000.00	SIT	3,183,494,400	13,400,880	16,621,110
48 NLB 3 rd issue	12,000	103.40	1,000.00	EUR	2,947,253,628	12,406,428	15,387,691
49 NOVA KBM 3 rd issue, A series	20,000	109.50	100,000.00	SIT	2,681,127,210	11,286,172	13,998,237
50 BTC 2 nd issue	340,000	111.30	29.22	EUR	2,626,455,332	11,056,031	13,712,794
51 ABANKA 4 th issue	100,000	103.60	100.00	EUR	2,460,795,260	10,358,687	12,847,878
52 ABANKA 5 th issue	100,000	102.00	100.00	EUR	2,422,790,700	10,198,708	12,649,456
53 BANKA CELJE 3 rd issue	100,000	102.00	100.00	EUR	2,422,790,700	10,198,708	12,649,456
54 BANKA CELJE 5 th issue	100,000	101.80	100.00	EUR	2,418,040,130	10,178,710	12,624,653
55 BANKA CELJE 6 th issue, A series	100,000	100.40	100.00	EUR	2,384,786,140	10,038,728	12,451,033
56 BANKA CELJE 7 th issue	100,000		100.00	EUR	2,375,285,000	9,998,733	12,401,427
57 NOVA KBM 2 nd issue	18,000	103.90	500.00	EUR	2,221,129,004	9,349,815	11,596,574
58 NOVA KBM 3 rd issue, B series	18,000		500.00	EUR	2,137,756,500	8,998,860	11,161,284
59 SL_ZADR_KMET_BANKA 3 rd issue	200,000	103.00	10,000.00	SIT	2,124,080,420	8,941,290	11,089,881
60 STANOVANJSKI SKLAD RS 2 nd issue	20,000	106.00	85,470.67	SIT	1,890,813,752	7,959,357	9,871,990
61 HOTELI BERNARDIN	20,000	105.20	357.29	EUR	1,785,592,375	7,516,429	9,322,626
62 ABANKA 3 rd issue	70,000	100.14	100.00	EUR	1,665,027,279	7,008,912	8,693,152
63 REPUBLIKA SLOVENIJA 48 th issue	60,000	103.00	100.00	EUR	1,467,926,130	6,179,217	7,664,082
64 BANKA CELJE 4 th issue	100,000	101.20	58.83	EUR	1,414,148,727	5,952,842	7,383,309
65 SKB OBVEZNICI 4 th issue, B series	11,818	97.30	500.00	EUR	1,365,659,897	5,748,729	7,130,147
66 NLB 2 nd issue, B series	10,000	101.50	500.00	EUR	1,205,457,138	5,074,357	6,293,724
67 BANKA ZASAVJE 2 nd issue	18,000	99.00	256.65	EUR	1,082,104,549	4,555,106	5,649,697
68 BANKA CELJE 6 th issue, B series	10,000		100,000.00	SIT	1,000,000,000	4,209,488	5,221,027
69 STANOVANJSKI SKLAD RS 1 st issue	70,965	104.30	29.37	EUR	516,354,764	2,173,589	2,695,902
70 BANKA VIPA 7 th issue	10,000	100.00	175.00	EUR	415,674,875	1,749,778	2,170,250
71 BANKA VIPA 6 th issue	10,000	101.00	150.00	EUR	359,855,678	1,514,808	1,878,816
72 BANKA VIPA 5 th issue	10,000	102.00	112.50	EUR	272,563,954	1,147,355	1,423,064
73 BANKA VIPA 4 th issue	8,000	103.35	111.86	EUR	219,680,247	924,741	1,146,956
74 BANKA VIPA 3 rd issue	10,000	103.71	79.90	EUR	196,826,305	828,538	1,027,635
75 SL_ZADR_KMET_BANKA	10,000	103.70	61.56	EUR	151,632,779	638,296	791,679
76 BANKA VIPA 2 nd issue	8,000	104.00	47.94	EUR	94,740,808	398,810	494,644
TOTAL					737,700,866,057	3,105,342,707	3,851,556,106

EXCHANGE RATES	1 USD=	191.5332	SIT as of 28 Feb 2004
	1 EUR=	237.5586	SIT as of 28 Feb 2004

MARKET CAPITALISATION OF BONDS - FREE MARKET

Issue	Number of issued bonds	Price as of 27 Feb 2004	Principal amt. as of 30 Jan 2004	Currency of denomination	Market capitalisation as of 29 Feb 2004 (in SIT)	Market capitalisation as of 29 Feb 2004 (in EUR)	Market capitalisation as of 29 Feb 2004 (in USD)
1 SLOV. ODŠKODNINSKA DRUŽBA 2 nd issue	10,500,000	103.53	51.13	EUR	132,022,220,209	555,745,909	689,291,570
2 NLB 7 th issue	62,500	107.50	100,000.00	SIT	6,718,750,000	28,282,495	35,078,775
3 NLB 8 th issue	14,276	104.74	1,000.00	EUR	3,551,688,221	14,950,788	18,543,460
4 POŠTNA BANKA SLOVENIJE 5 th issue	10,000		1,000.00	EUR	2,375,285,000	9,998,733	12,401,427
5 BANKA KOPER 4 th issue	20,000	107.60	100,000.00	SIT	2,152,000,000	9,058,817	11,235,650
6 STANOVANJSKI SKLAD 3 rd issue	20,000	111.00	86,732.96	SIT	1,942,604,559	8,177,370	10,142,391
7 PROBANKA 5 th issue	78,500	100.00	100.00	EUR	1,864,598,725	7,849,005	9,735,120
8 AUTOCOMMERCE 1 st issue	22,300	106.20	330.44	EUR	1,858,821,639	7,824,687	9,704,958
9 POŠTNA BANKA SLOVENIJE 3 rd issue	17,955	100.00	100,000.00	SIT	1,815,936,381	7,644,162	9,481,053
10 POŠTNA BANKA SLOVENIJE 2 nd issue	15,000	112.50	100,000.00	SIT	1,704,072,938	7,173,274	8,897,011
11 PROBANKA 6 th issue	65,000	101.00	100.00	EUR	1,559,374,603	6,564,168	8,141,537
12 KD INVESTMENTS 1 st issue	80,000	109.00	51.13	EUR	1,059,029,368	4,457,971	5,529,221
13 PROBANKA 4 th issue	50,000	100.00	82.08	EUR	974,816,964	4,103,480	5,089,546
14 SIP STROJNA INDUSTRIJA 1 st issue, A series	32,500		102.26	EUR	789,414,093	3,323,029	4,121,552
15 SIP STROJNA INDUSTRIJA 1 st issue, B series	17,250		102.26	EUR	418,996,711	1,763,761	2,187,593
16 BANKA KOPER 3 rd issue	10,000	100.00	125.00	EUR	296,910,625	1,249,842	1,550,178
17 UBK KONVERTIBILNE	80	98.00	4,535.71	EUR	84,465,055	355,555	440,994
18 POTEZA, BPD 2 nd issue	15,000	100.30	21.50	EUR	76,832,750	323,427	401,146
19 BANKA VIPA 1 st issue	4,000	101.00	15.98	EUR	15,334,650	64,551	80,063
TOTAL					161,281,152,491	678,911,024	842,053,245

EXCHANGE RATES		
1 USD=	191.5332	SIT as of 28 Feb 2004
1 EUR=	237.5586	SIT as of 28 Feb 2004

D3) MARKET CAPITALISATION OF INVESTMENT FUNDS

MARKET CAPITALISATION OF CLOSED-END FUNDS

	Closed-end funds	Number of shares traded	Price as of 27 Feb 2004	Market capitalisation as of 29 Feb 2004 (in SIT)	Market capitalisation as of 29 Feb 2004 (in EUR)	Market capitalisation as of 29 Feb 2004 (in USD)
1	TRIGLAV STEBER I, ID	147,487,470	317.17 SIT	46,778,600,860	196,913,944	244,232,336
2	NFD 1, INVESTICIJSKI SKLAD	160,580,300	284.40 SIT	45,669,037,320	192,243,250	238,439,275
3	INFOND ID	8,132,314	2,411.04 SIT	19,607,334,347	82,536,832	102,370,421
4	ID MAKSIMA	7,811,823	2,340.22 SIT	18,281,384,421	76,955,262	95,447,601
5	KD ID	92,046,145	191.60 SIT	17,636,041,382	74,238,699	92,078,247
6	ZLATA MONETA I, ID	68,297,800	232.22 SIT	15,860,115,116	66,762,959	82,806,089
7	KRONA SENIOR	73,170,428	139.87 SIT	10,234,347,764	43,081,361	53,433,806
8	MODRA LINIJA	34,156,833	222.10 SIT	7,586,232,609	31,934,153	39,607,925
9	ZVON ENA ID	2,277,577	2,593.41 SIT	5,906,690,968	24,864,143	30,838,993
10	VIPA INVEST	3,079,247	1,780.29 SIT	5,481,952,642	23,076,212	28,621,423
	TOTAL			193,041,737,428	812,606,815	1,007,876,115

MARKET CAPITALISATION OF AUTHORISED CLOSED-END FUNDS

	Authorised closed-end Funds	Number of shares traded	Price as of 27 Feb 2004	Market capitalisation as of 29 Feb 2004 (in SIT)	Market capitalisation as of 29 Feb 2004 (in EUR)	Market capitalisation as of 29 Feb 2004 (in USD)
1	INFOND PID	87,641,964	79.79 SIT	6,992,952,308	29,436,747	36,510,392
2	TRIGLAV STEBER, PID	131,842,661	41.68 SIT	5,495,202,110	23,131,986	28,690,598
3	PID MAKSIMA	74,529,513	60.63 SIT	4,518,724,373	19,021,515	23,592,382
4	MERCATA PID	28,923,982	41.79 SIT	1,208,733,208	5,088,148	6,310,829
5	TRDNJAVA, PID	25,932,762	43.00 SIT	1,115,108,766	4,694,037	5,822,013
6	MERCATA 1 PID	26,821,153	41.50 SIT	1,113,077,850	4,685,487	5,811,409
7	POOBLAŠČENA POMURSKA INV. DRUŽBA	22,967,400	43.44 SIT	997,703,856	4,199,822	5,209,039
8	TRDNJAVA I, PID	8,917,902	43.00 SIT	383,469,786	1,614,211	2,002,106
	TOTAL			21,824,972,257	91,871,952	113,948,768

EXCHANGE RATES		
	1 USD=	191.5332 SIT as of 28 Feb 2004
	1 EUR=	237.5586 SIT as of 28 Feb 2004

E) OTHER

E1) INDICATORS AS OF 29 FEBRUARY 2004

ISSUE	Price as of 27 Feb 2004	Total net profit (loss) in 000 SIT in year 2002	Earning per share as of 31 Dec 2002	P / E ⁽¹⁾	Dividend for year 2002	Dividend yield	Book value as of 31 Dec 2002	Market book ratio	Turnover ratio ⁽²⁾
Aerodrom ⁽⁵⁾	7,799 SIT	1,552,796	409.00 SIT	19.07	200 SIT	2.56%	4,406.46 SIT	1.77	0.03
Comet	3,000 SIT	496,583	296.04 SIT	10.13	0	0.00%	3,184.45 SIT	0.94	0.24
Delo	27,995 SIT	780,468	1,170.61 SIT	23.91	1,000 SIT	3.57%	8,425.23 SIT	3.32	0.08
Delo Prodaja	6,200 SIT	402,699	693.19 SIT	8.94	270 SIT	4.35%	5,452.62 SIT	1.14	0.27
Droga	92,857 SIT	1,519,426	5,387.41 SIT	17.24	2,000 SIT	2.15%	55,401.69 SIT	1.68	0.30
Emona obala ⁽³⁾	1,720 SIT	(256,591)	(159.50 SIT)	⁽⁴⁾	0	0.00%	6,661.35 SIT	0.26	0.22
Etol	64,500 SIT	734,760	3,237.19 SIT	19.92	1,100 SIT	1.71%	41,389.29 SIT	1.56	0.03
Gradbeno podjetje Grosuplje	6,400 SIT	(583,499)	(2,926.11 SIT)	⁽⁴⁾	0	0.00%	20,918.09 SIT	0.31	0.13
Gorenje	5,868 SIT	4,060,980	337.11 SIT	17.41	95 SIT	1.62%	4,579.82 SIT	1.28	0.16
Geodetski zavod Slovenije	2,000 SIT	40,231	106.65 SIT	18.75	60 SIT	3.00%	3,475.91 SIT	0.58	0.05
Intereuropa	5,367 SIT	5,321,439	704.21 SIT	7.62	220 SIT	4.10%	4,319.55 SIT	1.24	0.11
Istrabenz	9,787 SIT	3,772,511	728.95 SIT	13.43	100 SIT	1.02%	5,580.27 SIT	1.75	0.07
Kolinska	6,063 SIT	1,069,413	338.30 SIT	17.92	120 SIT	1.98%	5,052.88 SIT	1.20	0.20
Krika	57,703 SIT	11,038,405	3,267.46 SIT	17.66	1,050 SIT	1.82%	24,261.46 SIT	2.38	0.15
Luka Koper ⁽⁵⁾⁽⁷⁾	7,004 SIT	3,964,494	283.18 SIT	24.73	225 SIT	3.21%	4,123.11 SIT	1.70	0.13
Mlinotest	2,101 SIT	333,313	139.51 SIT	15.06	48 SIT	2.28%	2,162.15 SIT	0.97	0.06
Mercator	35,508 SIT	4,925,605	1,535.17 SIT	23.13	450 SIT	1.27%	24,808.83 SIT	1.43	0.15
Merkur	25,094 SIT	1,881,397	2,096.65 SIT	11.97	650 SIT	2.59%	31,601.21 SIT	0.79	0.11
Kompas MTS	1,150 SIT	(991,355)	(281.10 SIT)	⁽⁴⁾	100 SIT	8.70%	3,496.47 SIT	0.33	0.09
Nika ⁽⁷⁾	1,610 SIT	44,543	238.59 SIT	6.75	0	0.00%	3,184.95 SIT	0.51	0.02
Petrol	59,436 SIT	5,310,767	2,582.51 SIT	23.01	700 SIT	1.18%	32,641.53 SIT	1.82	0.14
Pivovarna Laško	7,647 SIT	1,378,039	181.41 SIT	42.15	100 SIT	1.31%	4,807.92 SIT	1.59	0.14
Probanka	5,950 SIT	588,687	310.00 SIT	⁽⁴⁾	310 SIT	5.21%	5,875.20 SIT	⁽⁴⁾	0.23
Pivovarna Union	85,684 SIT	745,629	1,652.86 SIT	51.84	0	0.00%	45,338.35 SIT	1.89	0.00
Radenska	1,803 SIT	790,170	157.48 SIT	11.45	70 SIT	3.88%	3,981.70 SIT	0.45	0.02
Salus	129,000 SIT	1,555,405	11,863.72 SIT	10.87	3,500 SIT	2.71%	52,905.40 SIT	2.44	0.07
Sava	29,000 SIT	1,566,112	914.50 SIT	31.71	546 SIT	1.88%	30,066.69 SIT	0.96	0.06
Terme Čatež	29,995 SIT	1,381,281	2,669.22 SIT	11.24	400 SIT	1.33%	27,115.91 SIT	1.11	0.10
Tehnounion	12,500 SIT	(188,811)	(2,351.01 SIT)	⁽⁴⁾	0	0.00%	49,580.93 SIT	0.25	0.02
Živila	12,600 SIT	480,509	1,663.66 SIT	7.57	0	0.00%	35,728.87 SIT	0.35	0.17
Terme 3000	2,015 SIT	338,288	118.21 SIT	17.05	30 SIT	1.49%	1,936.94 SIT	1.04	0.26
Žito	36,876 SIT	849,237	2,466.66 SIT	14.95	920 SIT	2.49%	41,192.07 SIT	0.90	0.12
MARKET AVERAGE ⁽⁶⁾				18.58		1.67%		1.37	

Calculated on the basis of last audit consolidated financial statements. Average number of shares traded in year 2002 and 2003 has been used for the calculations.

(1) P / E = PRICE / EARNING PER SHARE

(2) Yearly turnover / average capitalisation on 28 February 2003, 31 August 2003 and 29 February 2004.

(3) Shares of daughter company are excluded.

(4) Not applicable.

(5) Calculation of P/E for Aerodrom and Luka Koper includes common and preferred shares.

(6) Average P/E = total market capitalisation of common shares listed on official market (29 Feb 2004) / total net profit of companies listed on official market, adjusted with share of listed securities.

Average div. yield = total dividends, payed by the companies listed on official market in year 2003, adjusted with share of listed securities / total market capitalisation of common shares on official market (29 Feb 2004).

Average price / book value = total market capitalisation of common shares listed on official market (29 Feb 2004) / total equity of companies listed on official market (31 Dec 2002 or 31 Dec 2003), adjusted with share of listed securities.

(7) Calculated on the basis of audit consolidated financial statements for year 2003.

E2) OWNERSHIP AND NET INFLOW OF FOREIGN INVESTMENTS

CHANGES IN FOREIGN OWNERSHIP IN CURRENT YEAR				
ISSUE	Balance as of 29 Feb 2004 (in %)	Balance as of 28 Feb 2003 (in %)	% points change 29 Feb 2004 / 28 Feb 2003	Market capitalisation as of 29 Feb 2004 (in SITm)
PIVOVARNA LAŠKO	2.16	0.58	1.57	66,889
MERCATOR	3.88	2.41	1.47	113,927
KOLINSKA	1.47	0.33	1.14	19,203
PETROL	1.33	0.50	0.82	124,001
EMONA OBALA KOPER	1.01	0.69	0.32	2,995
DELO PRODAJA	0.13	0.54	-0.41	3,680
KRKA	2.69	3.11	-0.41	204,418
MERKUR	14.74	19.58	-4.84	30,479

NET INFLOW OF FOREIGN PORTFOLIO INVESTMENTS BY MONTH IN SITm

	Exchange market	Off-exchange market	Total	Turnover of foreign investors on the exchange	Foreign ownership (capitalisation of shares)	Share in turnover of foreign investors
Year 2003						
February	-175.3	4,491.5	4,316.2	529.5	6.54%	5.36%
March	188.7	7,389.3	7,578.0	612.0	7.32%	6.99%
April	-27.4	9,086.1	9,058.7	513.4	7.23%	5.19%
May	-50.72	8,964.23	8,913.51	276.15	8.28%	4.17%
June	-82.20	11,814.68	11,732.48	580.54	8.34%	7.83%
July	-156.36	2,667.93	2,511.58	557.67	6.18%	5.81%
August	-367.08	9,656.10	9,289.02	1,949.53	6.27%	15.74%
September	1,140.53	-4,326.40	-3,185.87	1,830.58	6.01%	13.93%
October	-118.02	1,041.12	923.10	1,258.74	5.94%	7.96%
November	191.60	-1,725.81	-1,534.21	1,366.36	5.78%	7.87%
December	306.40	300.15	606.55	1,570.19	5.91%	9.05%
Year 2004						
January	281.22	533.84	815.06	1,030.32	5.91%	6.38%
February	418.95	-5,559.94	-5,140.99	775.23	5.65%	4.09%
Total in year 2004	700.17	-5,026.10	-4,325.93	1,805.55	5.65%	5.14%
Total in year 2003	521.20	52,206.99	52,728.19	11,916.37	5.91%	7.98%
Total in year 2002	-11,895.17	337,085.31	325,190.16	39,402.86	19.68%	14.13%
Total in year 2001	4,499.69	63,500.44	68,000.03	10,555.78	10.51%	4.45%
Total in year 2000	208.11	8,540.41	8,748.52	4,295.57	7.77%	2.96%
Total in year 1999	-2,269.19	674.01	-1,595.09	3,163.40	7.98%	1.88%
Total in year 1998	2,761.20	-2,104.00	657.30	14,333.90	8.86%	10.72%
Total in year 1997	8,440.86	9,965.96	18,406.81	24,090.40	n.a.	27.51%
Total in year 1996	7,439.48	3,381.38	10,820.86	9,718.80	n.a.	14.49%

E3) RECORD VALUES

RECORD DAILY TURNOVER IN YEAR 2004

30 January 2004

	Value (in SIT)	Number of bargains	Volume in pieces
Order book trades	508,703,465	996	457,326
Cross trades	119,002,410	237	252,079
Block trades	6,239,897,369	20	9,473,907
Total	6,867,603,244 SIT	1,253	10,183,312

MAX AND MIN VALUE OF TURNOVER AND INDICES

	In year 2004		In years 1989-2003	
Monthly turnover (in SITm)	32,911	January	62,044	December 2002
Daily turnover (in SITm)	6,868	30 Jan 2004	11,474	16 Jul 2002
Number of bargains per day	2,318	10 Feb 2004	6,411	27 Dec 2002
Value of block trade (in SITm)	5,531	26 Feb 2004	8,128	23 Nov 2001
Max value of SBI 20 index	4,252.35	26 Jan 2004	4,034.53	5 Dec 2003
Min value of SBI 20 index	3,922.74	5 Jan 2004	891.93	10 Sep 1996
Max value of SBI 20NT index	4,029.29	26 Jan 2004	3,773.87	5 Dec 2003
Min value of SBI 20NT index	3,719.53	5 Jan 2004	1,437.30	30 Jun 1998
Max value of IPT index	3,718.56	26 Jan 2004	3,412.17	30 Dec 2003
Min value of IPT index	3,359.89	5 Jan 2004	1,318.83	1 July 1998
Max value of PIX index	3,868.49	4 Feb 2004	3,374.22	29 Dec 2003
Min value of PIX index	3,367.17	5 Jan 2004	965.15	29 Apr 1999
Max value of BIO index	117.85	22 Jan 2004	118.14	21 Nov 2003
Min value of BIO index	116.27	14 Jan 2004	100.46	5 July 1995
Max value of FOOD AND BEVERAGES index	3,655.69	26 Jan 2004	3,451.19	17 Nov 2003
Min value of FOOD AND BEVERAGES index	3,320.12	6 Jan 2004	1,551.34	3 Apr 2000
Max value of CHEMICALS index	4,096.69	25 Feb 2004	3,759.85	4 Dec 2003
Min value of CHEMICALS index	3,611.79	5 Jan 2004	1,476.44	1 July 1998
Max value of OIL AND GAS index	6,410.41	20 Jan 2004	6,279.02	4 Dec 2003
Min value of OIL AND GAS index	5,847.35	6 Jan 2004	1,591.73	27 June 2000
Max value of TRANSPORT index	3,891.56	28 Jan 2004	3,755.70	4 Dec 2003
Min value of TRANSPORT index	3,617.38	6 Jan 2004	1,132.46	1 July 1998
Max value of TRADE index	3,153.76	26 Jan 2004	2,904.64	5 Dec 2003
Min value of TRADE index	2,890.63	5 Jan 2004	1,172.80	1 July 1998
Other				
Market capitalisation in SITm	2,573,259	31 Jan 2004	2,441,991	31 Dec 2003
Share in turnover of foreign investors	5.91%	31 Jan 2004	19.68%	31 Dec 2002

E4) NEW LISTED AND DELISTED SECURITIES AND CHANGES IN YEAR 2004

NEW LISTED LONG - TERM SECURITIES ON LJUBLJANA STOCK EXCHANGE IN YEAR 2004

OFFICIAL MARKET

BONDS

Issuer	Trading code	Nomin. value of issue	Issue	Listing date	First trading day
Republika Slovenija	RS49	11,319,804,800 EUR	49 th issue	17 Jan 2003	22 Jan 2003
Republika Slovenija	RS55	10,215,000,000 SIT	55 th issue	19 Feb 2004	24 Feb 2004
Republika Slovenija	RS56	9,825,000,000 SIT	56 th issue	19 Feb 2004	25 Feb 2004

FREE MARKET

SHARES

Issuer	Trading code	Type of share	Listing date	First trading day
ARKADA HOLDING	AR1R	common	12 Jan 2004	13 Jan 2004
HRAM HOLDING	ST1R	common	26 Jan 2004	27 Jan 2004
VIZJA HOLDING ENA	VZPG	common	2 Feb 2004	3 Feb 2004
NK NALOŽBE	NK0R	common	5 Feb 2004	6 Feb 2004
NK2 NALOŽBE	NK2R	common	5 Feb 2004	6 Feb 2004
ZVON DVA HOLDING	ZV2R	common	24 Feb 2004	25 Feb 2004
AKTIVA NALOŽBE	ATPG	common	26 Feb 2004	27 Feb 2004

DELISTED LONG - TERM SECURITIES IN YEAR 2004

FREE MARKET

AUTHORISED INVESTMENT FUNDS

Issuer	Trading code	Type of share	Delisting date
Arkada ena PID	AR1N	common	13 Jan 2004
Selev PID	ST1N	common	27 Jan 2004
Vizija PID	VZPR	common	3 Feb 2004
Nika PID	NK0N	common	6 Feb 2004
Nika PID 2	NK2N	common	6 Feb 2004
Pomurska investicijska družba 1	PM1N	common	16 Feb 2004
PID Zvon dva	ZV2N	common	25 Feb 2004
Atena PID	ATPR	common	27 Feb 2004

EXTENDED LISTING OF LONG - TERM SECURITIES IN YEAR 2004

FREE MARKET

SHARES

Issuer	Trading code	Type of share	Number of shares before extension	Number of shares after extension	Extension date
NFD HOLDING	NF2R	common	29,134,540	30,184,540	5 Jan 2004

REDUCED LISTING OF LONG - TERM SECURITIES IN YEAR 2004

OFFICIAL MARKET

SHARES

Issuer	Trading code	Type of share	Number of shares before reduction	Number of shares after reduction	Reduction date
Etol Celje	ETOG	common	274,576	254,619	28 Jan 2004

FREE MARKET

SHARES

Issuer	Trading code	Type of share	Number of shares before reduction	Number of shares after reduction	Reduction date
Klasje Celje	KLAG	common	835,600	820,343	30 Jan 2004

F) LIST OF SECURITIES - FEBRUARY 2004

F1) OFFICIAL MARKET (1)

CORPORATE BONDS

	Issuer	Trading code	First trading day	Nominal value of issue traded	Coupon interest rate	Maturity	Sector
1	ABANKA VIPA	AB03	14 June 1999	7 EURm	5% p.a.	1998-2005	banking
2	ABANKA VIPA	AB04	27 Dec 2000	10 EURm	6.25% p.a.	2000-2007	banking
3	ABANKA VIPA	AB05	26 Sept 2001	10 EURm	6% p.a.	2001-2006	banking
4	ABANKA VIPA	AB06	25 Nov 2002	13.5 EURm	5.9% p.a.	2002-2009	banking
5	ABANKA VIPA	AB07	30 Oct 2003	17.3 EURm	5.3% p.a.	2003-2010	banking
6	BANKA CELJE	BCE3	6 Mar 2000	10 EURm	6% p.a.	1999-2005	banking
7	BANKA CELJE	BCE4	9 Feb 2001	10 EURm	6% p.a.	2000-2006	banking
8	BANKA CELJE	BCE5	19 Dec 2001	10 EURm	6% p.a.	2001-2007	banking
9	BANKA CELJE	BCE6A	30 Sept 2002	10 EURm	5.6% p.a.	2002-2008	banking
10	BANKA CELJE	BCE6B	30 Sept 2002	10,000 SITm	4.9% p.a.	2000-2005	banking
11	BANKA CELJE	BCE7	17 Nov 2003	10 EURm	5.15% p.a.	2003-2010	banking
12	ABANKA VIPA	VP02E	25 Oct 1995	2,045,167.52 EUR	10% p.a.	1995-2005	banking
13	ABANKA VIPA	VIP3E	13 Nov 1996	2,556,459.41 EUR	7.5% p.a.	1996-2006	banking
14	ABANKA VIPA	VIP4E	3 Dec 1997	2,045,167.52 EUR	7% p.a.	1997-2007	banking
15	ABANKA VIPA	VIP5	24 Dec 1998	2 EURm	6% p.a.	1998-2008	banking
16	ABANKA VIPA	VIP6	6 Mar 2000	2 EURm	5.5% p.a.	1999-2009	banking
17	ABANKA VIPA	VIP7	19 July 2001	2 EURm	6.2% p.a.	2001-2010	banking
18	BLAGOVNO TRGOVINSKI CENTER	BTC1E	24 Feb 1997	17,383,924.96 EUR	10.5% p.a.	1996-2008	retail, wholesale and real estate trade
19	BLAGOVNO TRGOVINSKI CENTER	BTC2	6 Jun 2003	40 EURm	7% p.a.	2001-2011	retail, wholesale and real estate trade
20	HOTELI BERNARDIN	HTB1E	28 June 1999	10,225,837.62 EUR	8.5% p.a.	1999-2009	hotel and restaurant activities
21	LB BANKA ZASAVJE	BZ02E	14 Jan 1997	4,601,626.93 EUR	7.5% p.a.	1996-2004	banking
22	NFD	NI01	21 Dec 1999	2,171.84 SITm	5.5% p.a. + TOM	1999-2006	investment consulting
23	NOVA KBM	KBM2	14 Nov 2000	9 EURm	5.9% p.a.	2000-2006	banking
24	NOVA KBM	KBM3	14 Nov 2001	2,000 SITm	5.8% p.a.+TOM	2001-2006	banking
25	NOVA KBM	KBM4	14 Nov 2001	9 EURm	6% p.a.	2001-2006	banking
26	NOVA LJUBLJANSKA BANKA	NLB5	27 Sept 2001	12 mio EUR	5.8% p.a.	2000-2005	banking
27	NOVA LJUBLJANSKA BANKA	NLB3	18 July 2000	4,000 SITm	5.25% p.a. + TOM	2000-2005	banking
28	NOVA LJUBLJANSKA BANKA	NLB4	18 July 2000	5 EURm	5.65% p.a.	2000-2005	banking
29	NOVA LJUBLJANSKA BANKA	NLB9	18 Jun 2003	10,847.4 SITm	8.5% p.a.	2002-2006	banking
30	NOVA LJUBLJANSKA BANKA	NLB10	18 Jun 2003	10,824.3 SITm	3% p.a. + TOM	2002-2007	banking
31	NOVA LJUBLJANSKA BANKA	NLB11	18 Jun 2003	26.326 EURm	5.1% p.a.	2002-2009	banking
32	NOVA LJUBLJANSKA BANKA	NLB12	14 Nov 2003	8,000 SITm	2.65% + TOM	2003-2008	banking
33	NOVA LJUBLJANSKA BANKA	NLB13	14 Nov 2003	11,733.5 SITm	7.0%	2003-2013	banking
34	SKB BANKA	SKB4A	30 Dec 1999	3,818.2 SITm	5.25% p.a. + TOM	1999-2005	banking
35	SKB BANKA	SKB4B	30 Dec 1999	5,909 EURm	5.25% p.a.	1999-2006	banking
36	SLOVENSKA ZADRUŽNA KMETIJSKA BANKA	ZBK1E	10 July 1995	2,556,459.41 EUR	10% p.a.	1994-2004	banking
37	SLOVENSKA ZADRUŽNA KMETIJSKA BANKA	SZB3	15 Mar 2000	2,000 SITm	5.3% p.a. + TOM	1999-2005	banking
38	STANOVANJSKI SKLAD RS	SSR1E	4 July 1996	4,083,023.58 EUR	6% p.a.	1995-2010	national mortgage agency
39	STANOVANJSKI SKLAD RS	SSR2	30 June 1998	2,000 SITm	7.2% p.a. + TOM	1998-2008	national mortgage agency

MUNICIPAL and GOVERNMENT BONDS

	Issuer	Trading code	First trading day	Nominal value of issue traded	Coupon interest rate	Maturity	Sector
1	REPUBLIC OF SLOVENIA	RS10	14 June 1999	52,189.61 SITm	4.5% p.a. + TOM	1997-2007	government bond
2	REPUBLIC OF SLOVENIA	RS13E	14 June 1999	54,555,355.02 EUR	5.55% p.a.	1998-2008	government bond
3	REPUBLIC OF SLOVENIA	RS17	15 Mar 2000	9,000 SITm	4.7% p.a. + TOM	2000-2005	government bond
4	REPUBLIC OF SLOVENIA	RS18	15 May 2000	50 EURm	6% p.a.	2000-2010	government bond
5	REPUBLIC OF SLOVENIA	RS21	18 Nov 2002	20,000 SITm	1% p.a. + TOM	2001-2015	government bond
6	REPUBLIC OF SLOVENIA	RS22	22 Feb 2001	8,000 SITm	4.7% p.a. + TOM	2001-2006	government bond
7	REPUBLIC OF SLOVENIA	RS23	20 Feb 2001	40 EURm	6% p.a.	2001-2011	government bond
8	REPUBLIC OF SLOVENIA	RS24	22 Mar 2001	1,100 SITm	4.2% p.a. + TOM	2001-2004	government bond
9	REPUBLIC OF SLOVENIA	RS25	3 May 2001	8,000 SITm	4.7% p.a. + TOM	2001-2006	government bond
10	REPUBLIC OF SLOVENIA	RS26	14 June 2001	50 EURm	5.375% p.a.	2001-2011	government bond
11	REPUBLIC OF SLOVENIA	RS27	20 Dec 2001	17,000 SITm	4.7% p.a. + TOM	2001-2006	government bond
12	REPUBLIC OF SLOVENIA	RS28	25 Jan 2002	10,500 SITm	4.2% p.a. + TOM	2002-2005	government bond
13	REPUBLIC OF SLOVENIA	RS29	25 Jan 2002	55 EURm	5.375% p.a.	2002-2012	government bond
14	REPUBLIC OF SLOVENIA	RS31	25 Jan 2002	2,974.68 SITm	4.7% p.a. + TOM	2002-2007	government bond
15	REPUBLIC OF SLOVENIA	RS32	25 Jan 2002	23,8655 EURm	5.375% p.a.	2002-2012	government bond
16	REPUBLIC OF SLOVENIA	RS33	9 Apr 2002	127.166 EURm	8% p.a.	2002-2022	government bond
17	REPUBLIC OF SLOVENIA	RS34	26 Feb 2002	16,910 SITm	4.2% p.a. + TOM	2002-2007	government bond
18	REPUBLIC OF SLOVENIA	RS35	26 Mar 2002	14,000 SITm	9% p.a.	2002-2007	government bond
19	REPUBLIC OF SLOVENIA	RS36	26 Mar 2002	12,000 SITm	7.5% p.a.	2002-2005	government bond
20	REPUBLIC OF SLOVENIA	RS37	30 Apr 2002	17,000 SITm	4% p.a. + TOM	2002-2007	government bond
21	REPUBLIC OF SLOVENIA	RS38	30 Apr 2002	100 EURm	5.63% p.a.	2002-2017	government bond
22	REPUBLIC OF SLOVENIA	RS39	18 Nov 2002	30,000 SITm	1% p.a. + TOM	2002-2008	government bond
23	REPUBLIC OF SLOVENIA	RS40	7 June 2002	15,000 SITm	3.9% p.a. + TOM	2002-2007	government bond
24	REPUBLIC OF SLOVENIA	RS41	26 June 2002	12,000 SIT m	3.9% p.a. + TOM	2002-2007	government bond
25	REPUBLIC OF SLOVENIA	RS42	24 Jul 2002	12,000 SIT m	9% p.a.	2002-2005	government bond
26	REPUBLIC OF SLOVENIA	RS43	22 Oct 2002	15,600 SITm	3% p.a. + TOM	2002-2006	government bond
27	REPUBLIC OF SLOVENIA	RS44	29 Nov 2002	2,964.93 SITm	6.65% p.a.	2002-2012	government bond
28	REPUBLIC OF SLOVENIA	RS45	3 Dec 2002	12,112.49 SITm	8.2% p.a.	2002-2005	government bond
29	REPUBLIC OF SLOVENIA	RS48	10 Dec 2002	60 EURm	4.75% p.a.	2002-2012	government bond
30	REPUBLIC OF SLOVENIA	RS49	22 Jan 2003	29,78896 EUR m	4.75% p.a.	2003-2022	government bond
31	REPUBLIC OF SLOVENIA	RS50	11 Mar 2003	61,281,800 EUR	4.50% p.a.	2003-2013	government bond
32	REPUBLIC OF SLOVENIA	RS51	11 Mar 2003	44,470.5 SITm	7.75% p.a.	2003-2006	government bond
33	REPUBLIC OF SLOVENIA	RS52	17 Apr 2003	40,000 SITm	6.25% p.a.	2003-2008	government bond
34	REPUBLIC OF SLOVENIA	RS53	17 Apr 2003	100 EURm	4.875% p.a.	2003-2018	government bond
35	REPUBLIC OF SLOVENIA	RS54	29 Oct 2003	30,000 SITm	5.75% p.a.	2003-2013	government bond
36	REPUBLIC OF SLOVENIA	RS55	24 Feb 2004	10,215 SITm	5% p.a.	2004-2007	government bond
37	REPUBLIC OF SLOVENIA	RS56	24 Feb 2004	9,825 SITm	4.875% p.a.	2004-2009	government bond

TOM (abbreviation for: "temeljna obrestna mera" - base interest rate) - indexation factor, calculated as twelve month average of monthly consumer price index

F1) OFFICIAL MARKET (2)

COMMON SHARES

	Issuer	Trading code	First trading day	Nominal value of issue listed	Number of shares traded	Isin code	Sector
1	AERODROM LJUBLJANA	AELG	8 Oct 1997	1,936.229 SITm	1,936,229	SI 003110327 6	airport services
2	COMET ZREČE	CHZG	2 Nov 1998	1,700.688 SITm	1,700,688	SI 003110440 7	grinding wheels and other non-metals production
3	DELO LJUBLJANA	DELR	13 Jan 1999	667.464 SITm	667,464	SI 003110445 6	publishing
4	DELO PRODAJA	DPRG	12 Feb 2001	593.549 SITm	593,549	SI 003110707 9	trade
5	DROGA PORTOROŽ	DRPG	12 June 1998	2,827.68 SITm	282,768	SI 003110025 6	food processing industry
6	EMONA OBALA KOPER	EOKG	7 Jan 1998	1,741.456 SITm	1,741,456	SI 003110268 2	commerce
7	ETOL CELJE	ETOG	21 Feb 1997	2,546.19 SITm	254,619	SI 003110133 8	essential oils and fragrances production
8	GEODETSKI ZAVOD SLOVENIJE	GZRG	8 Jan 2001	379.820 SITm	379,820	SI 003111033 9	surveying and cartography
9	GORENJE VELENJE	GRVG	10 Nov 2000 official market (2 June 1998 free market)	12,200 SITm	12,200,000	SI 003110407 6	household appliances
10	GRADBENO PODJETJE GROSUPLJE	GPG	23 Dec 1994	19,941.1 SITm	199,411	SI 003110072 8	construction industry
11	INTEREUROPA KOPER	IEKG	12 Jan 1998	7,902.413 SITm	7,902,413	SI 003110009 0	retail trade
12	ISTRABENZ KOPER	ITBG	16 June 1997	5,180 SITm	5,180,000	SI 003110207 0	holding companies management
13	KOMPAS MTS	MTSG	8 Dec 2000	2,973.005 SITm	2,973,005	SI 003110370 6	catering service, border-crossing and tourist services
14	KOLINSKA LJUBLJANA	KOLR	8 Jan 1996	3,166.992 SITm	3,166,992	SI 003110005 8	food processing industry
15	KRKA TOVARNA ZDRAVIL NOVO MESTO	KRKG	4 Nov 1997	14,170.448 SITm	3,542,612	SI 003110212 0	pharmaceutical & chemical industry
16	LUKA KOPER	LKPG	20 Nov 1996	7,140 SITm	7,140,000	SI 003110134 6	transport
17	MERCATOR LJUBLJANA	MELR	22 Dec 1997	32,085.04 SITm	3,208,504	SI 003110008 2	commerce industry, agriculture
18	MERKUR NAKLO	MER	30 Nov 1998	12,145.85 SITm	1,214,585	SI 003110463 9	wholesale and retail trade
19	MLINOTEST AJDOVŠČINA	MAJG	3 Apr 2000	2,389.177 SITm	2,389,177	SI 003110820 0	food processing industry
20	NIKA BREŽICE	NIKA	23 June 1992	479.688 SITm	479,688	SI 003110079 3	financial consultancy and services
21	PETROL LJUBLJANA	PETG	5 May 1997	12,517.806 SITm	2,086,301	SI 003110215 3	crude-oil and gas trade
22	PIVOVARNA LAŠKO	PILR	1 Feb 2000	8,747.652 SITm	8,747,652	SI 003110741 8	brewery
23	PIVOVARNA UNION	PULG	6 Mar 2000	4,511.14 SITm	451,114	SI 003110907 5	brewery and soft drinks
24	RADENSKA RADENCI	RARG	3 Apr 1997	5,061.856 SITm	5,061,856	SI 003110230 2	health resort
25	SALUS LJUBLJANA	SALR	16 Jan 1992	134.98 SITm	134,980	SI 003110568 5	full-line pharmaceutical
26	SAVA KRANJ	SAVA	6 Jan 2000	17,209.87 SITm	1,720,987	SI 003110845 7	wholesale chemicals
27	TEHNOUNION LJUBLJANA	TEHG	26 Nov 1998	840.05 SITm	84,005	SI 003110002 5	sales agent and marketing of motor vehicles
28	TERME CATEŽ	TCRG	26 Aug 1993	4,049.826 SITm	674,971	SI 003110063 7	health resort
29	TERME 3000	ZMTG	25 Sep 1997	3,184.444 SITm	3,184,444	SI 003110325 0	health resort
30	ŽIVILA KRANJ	ZKNG	15 May 2000	3,199.97 SITm	319,997	SI 003110678 2	trade and catering industry
31	ŽITO LJUBLJANA	ZTOG	20 Mar 2000	3,487.65 SITm	348,765	SI 003110844 0	flour, bread, pasta and sweets production

PREFERRED SHARES

	Issuer	Trading code	First trading day	Nominal value of issue listed	Number of shares traded	Isin code	Sector
1	PROBANKA MARIBOR	PRBP	30 Mar 1993	400 SITm	400,000	SI 002120040 5	banking

TRADED SECURITIES - FEBRUARY 2004

F2) FREE MARKET (1)

CORPORATE BONDS

	Issuer	Trading code	First trading day	Nominal value of issue traded	Interest rate	Maturity	Sector
1	AUTOCOMMERCE	ACL1E	15 Dec 1997	11,401,808.95 EUR	8% p.a.	1997-2006	foreign and domestic trade, service and production
2	BANKA KOPER	BKP3	5 Jan 2000	5 EURm	5% p.a.	1999-2004	banking
3	BANKA KOPER	BKP4	21 Dec 2000	2,000 SITm	6% p.a. + TOM	2000-2005	banking
4	BANKA VIPA	VP01E	5 Jan 1995	1,022,583.76 EUR	10% p.a.	1994-2004	banking
5	KD INVESTMENTS	KDo1E	24 July 1996	4,090,335.05 EUR	10% p.a.	1996-2006	investment
6	NOVA LJUBLJANSKA BANKA	NLB7	22 Nov 2002	6,250 SITm	10% p.a.	2002-2005	banking
7	NOVA LJUBLJANSKA BANKA	NLB8	22 Nov 2002	14,276 EURm	5.5% p.a.	2002-2007	banking
8	POŠTNA BANKA SLOVENIJE	PBS2	27 Dec 2002	1,500 SITm	6% + TOM	2000-2007	banking
9	POŠTNA BANKA SLOVENIJE	PBS3	27 Dec 2002	1,795.5 SITm	5.3% + TOM	2000-2005	banking
10	POŠTNA BANKA SLOVENIJE	PBS5	6 Jan 2004	10 EURm	4.8% p.a.	2004-2008	banking
11	POTEZA	BDP2	13 Dec 1999	1.5 EURm	7.5% p.a.	1999-2004	brokerage house
12	PROBANKA	PRB4	15 Mar 2000	5 EURm	5.5% p.a.	1999-2007	banking
13	PROBANKA	PRB5	26 Apr 2002	7.85 EURm	6.25% p.a.	2001-2006	banking
14	PROBANKA	PRB6	30 Jul 2003	6.5 EURm	5.7% p.a.	2002-2008	banking
15	SIP STROJNA OPREMA	SIP1AE	19 June 2000	3,323,397.23 EUR	6% p.a.	1999-2009	production of tractors and other agricultural, forestry and cultivation machinery
16	SIP STROJNA OPREMA	SIP1BE	19 June 2000	1,763,956.99 EUR	6% p.a.	1999-2009	
17	UBK BANKA	UBKKE	5 Jan 1995	3,067,751.29 EUR	8.5% floating rate	1994-2004	banking

* floating interest rate calculated as an average annual interest rate of long-term government bonds denominated in EUR

MUNICIPAL and GOVERNMENT BONDS

	Issuer	Trading code	First trading day	Nominal value of issue traded	Coupon interest rate	Maturity	Sector
1	SLOVENSKA ODŠKODNINSKA DRUŽBA	SOSZE	7 Apr 1997	536,865,000 EUR	6% p.a.	1996-2004	meeting commitments deriving from denationalisation process
2	STANOVANJSKI SKLAD RS	SSR3	8 May 2001	2,000 SITm	6.1% p.a. + TOM	2001-2011	national mortgage agency

TOM (abbreviation for: "temeljna obrestna mera" - base interest rate) - indexation factor calculated as twelve month average of monthly consumer price index

F2) FREE MARKET (2)

COMMON SHARES

	Issuer	Trading code	First trading day	Nominal value of issue traded	Number of shares traded	Isin code	Sector
1	AGROKOMBINAT	AKMG	24 Sep 1999	403.808 SITm	403.808	SI 003110433 2	retail, fooder production for livestock, meat and milk products, granary services
2	AKTIVA AVANT	AAPG	12 Sep 2003	2.951.872 SITm	2.951.872	SI 002111191 7	other financial intermediation
3	AKTIVA INVEST	AKIR	27 May 2003	775.11 SITm	775.110	SI 02111135 4	enterprise & business counselling
4	AKTIVA NALOŽBE	ATPG	27 Feb 2004	13.591.508 SITm	13.591.508	SI 002111216 2	holding companies management
5	ALPETOUR POTOVALNA AGENCIJA	APAG	2 Aug 2000	526.084 SITm	263.042	SI 003110989 3	passengers transportat
6	ARKADA HOLDING	AR1R	13 Jan 2004	6.640.325 SITm	6.640.325	SI 002111207 1	holding companies management
7	AVTO CELJE	AVCG	4 Feb 1997	418.077 SITm	418.077	SI 003110211 2	car sale and repair services
8	AVTOPREVOZNIŠTVO IN SERVISI VELENJE	ASVG	1 Sep 1997	308.696 SITm	308.696	SI 003110315 1	transport company
9	BELINKA HOLDING	BELG	19 Oct 2000	2.702.532 SITm	2.702.532	SI 003110216 1	holding companies management
10	CAPITA	CAP1	5 Sep 1997	315.963 SITm	315.963	SI 002110003 5	holding companies management
11	CERTILUS INVEST	CRIR	16 Sep 2003	3.091.062 SITm	3.091.062	SI 002111192 5	other financial intermediation
12	CETIS CELJE	CETG	10 Mar 1997	2.400 SITm	200.000	SI 003110084 3	paper industry and graphics
13	CINKARNA CELJE	CICG	6 Mar 1998	4.874.862 SITm	812.477	SI 003110380 5	metallurgic and chemical industry
14	COLOR MEDVODE	COMG	15 Jan 1998	1.900.782 SITm	950.391	SI 003110360 7	resin, colours and varnish industry
15	CREINA KRANJ	CRKG	21 Feb 2000	194.376 SITm	48.594	SI 003110915 8	production and wholesale of agricultural and industrial machines and gadgats
16	C2 NALOŽBE	CAPG	30 Dec 2003	587.661 SITm	587.661	SI 002111202 2	holding companies management
17	DANA MIRNA	DMRG	7 June 1999	356.128 SITm	356.128	SI 003110520 6	secondary industry of fruit processing and production of alcohol and non-alcohol drinks
18	DZS LJUBLJANA	DRS	12 May 1999	1.429.368 SITm	1.429.368	SI 003110527 1	publishing and trading
19	EGOLEŠ ŠKOFJA LOKA	GKRG	17 Sep 1999	258.3 SITm	258.300	SI 003110714 5	forest management and sale of wood products
20	ELMO LJUBLJANA	IELG	22 Feb 2001	708 SITm	708.000	SI 003111026 3	electrical installations
21	ETRA 33	ETRG	7 Nov 2002	454.23 SITm	45.423	SI 003110712 9	production of electromotors, generators and transformers
22	FIRIRA	FIRR	10 Oct 2002	2.179.206 SITm	2.179.206	SI 002111138 8	holding companies management
23	FOND INVEST	MHLG	30 Jan 2001	595.241 SITm	595.241	SI 003111007 3	holding companies management
24	FRUCTAL AJDOVŠČINA	FRAG	6 Jan 1998	2.504.151 SITm	2.504.151	SI 003110359 9	food-processing industry
25	GEA COLLEGE	GEAL	5 Jan 1995	147.885 SITm	147.885	SI 003110080 1	consulting
26	GEA TOVARNA OLJA	GSBG	30 June 1996	660.348 SITm	660.348	SI 003110129 6	oil - producing industry
27	GRADIS GP	GLJG	12 July 1999	609.5 SITm	304.750	SI 003110393 8	construction
28	GRAND HOTEL UNION	GHUG	5 Jan 2000	1.814.613 SITm	1.814.613	SI 003110865 5	hotel industry
29	GORENJSKI TISK KRANJ	GTKG	19 Sep 1996	960.176 SITm	960.176	SI 003110119 7	graphics services
30	GORIŠKE OPEKARNE RENČE	GORG	8 Mar 1999	392.725 SITm	392.725	SI 003110499 3	production of different clay brick products
31	GOZDNO GOSPODARSTVO BLEDE	GGBG	27 Dec 1999	611.9 SITm	611.900	SI 003110737 6	forest management
32	HELIOS DOMŽALE	HDOG	19 Sep 1996	2.198.61 SITm	219.861	SI 003110114 8	intermediary on fuel, mine sector building industry and protection against flood damage
33	HIDROTEHNIK LJUBLJANA	VHLG	5 July 1999	384.472 SITm	384.472	SI 003110551 1	damage
34	HOTELI PALACE PORTOROŽ	PALG	7 Oct 1997	2.346.102 SITm	2.346.102	SI 003110330 0	hotel industry
35	HRAM HOLDING	ST1R	27 Jan 2004	4.346.667 SITm	4.346.667	SI 002111210 5	holding companies management
36	IMP ČRPALKE	ICRG	9 Sep 1998	333.034 SITm	333.034	SI 003110434 0	production of pumps
37	INFOND HOLDING	IFFR	23 Sept 2002	16.833.414 SITm	16.833.414	SI 002111076 0	holding companies management
38	INLES RIBNICA	IHPG	8 Oct 1999	1.111.050 SITm	555.525	SI 003110745 9	production of furniture
39	INTARA LJUBLJANA	INTR	5 Jan 1995	101 SITm	101.000	SI 003110114 8	brokerage house
40	INTEGRAL JESENICE	INJG	14 Sep 1999	243.784 SITm	243.784	SI 003110708 7	merchandise and passenger transport, motor vehicle service and repairs
41	INTERTRADE ITA	INRG	20 Oct 1997	695.31 SITm	69.531	SI 003110333 4	mechanical engineering representative
42	INTERTRADE ITS	ITSG	24 Apr 1998	1.260 SITm	1.260.000	SI 003110394 6	information and computer service
43	ŽITO INTES	IMTG	9 Mar 2000	2.518.194 SITm	2.518.194	SI 003110920 8	cereal processing and production of farinaceous food
44	IMP KLIMAT	KLLG	26 Apr 2002	353.9 SITm	353.900	SI 003111114 7	production of air conditioning equipment
45	JADRAN SEZANA	JASG	23 Sep 1996	226.334 SITm	226.334	SI 003110154 4	commerce industry
46	JATA EMONA	JAMR	15 Jan 2002	3.197.534 SITm	3.197.534	SI 003111109 7	production and retailing of poultry meat
47	JAVOR PIVKA	JPIG	13 Nov 2000	1.194.7 SITm	1.194.700	SI 003110910 9	production of plywood, bound and layer wood, fibre and other slabs
48	JELEN SLOVENSKE KONJICE	JESG	29 Nov 1999	50.849 SITm	50.849	SI 003110430 8	restaurant & hotel capacities
49	JUTEKS ŽALEC	JTKG	2 Nov 1999	641.432 SITm	641.432	SI 003110786 3	carpet production on various linings
50	KEMA PUČONCI	KEPG	17 Dec 1998	217.346 SITm	217.346	SI 003110420 9	production of special buildingmaterials
51	KLASJE CELJE	KLKG	2 July 1999	820.343 SITm	820.343	SI 003110548 7	bread, pasties and sweets production
52	KD HOLDING	KDHR	5 Feb 2001	7.399.752 SITm	924.969	SI 003111046 1	holding companies management
53	KD NALOŽBE	PDKR	5 Nov 2003	9.566.329 SITm	9.566.329	SI 002111196 6	holding companies management
54	KOMPAS HOTELI KRANJSKA GORA	KHKG	31 May 1996	1.627 SITm	162.700	SI 003110052 0	tourism, hotel industry
55	KRONA HOLDING	KRHR	9 May 2002	1.287.121 SITm	1.287.121	SI 002111124 8	holding companies management
56	KOŠAKI TMI MARIBOR	TKMG	11 Oct 1999	432.36 SITm	43.236	SI 003110424 1	secondary meat industry and production of meat products
57	KS2 NALOŽBE	KS2G	22 Dec 2003	4.429.04 SITm	4.429.040	SI 002111203 0	holding companies management
58	KS4 NALOŽBE	K4SG	30 Dec 2003	2.637.49 SITm	2.637.490	SI 002111201 4	holding companies management
59	LESNINA EMMI SLOV.BISTRICA	LSBG	8 May 1996	684.037 SITm	684.037	SI 003110035 5	aluminium and wood production
60	LESNINA	MILG	12 Jan 2002	2.906.81 SITm	76.495	SI 003111116 2	wholesale and retail of furniture

F2) FREE MARKET (3)

COMMON SHARES

	Issuer	Trading code	First trading day	Nominal value of issue traded	Number of shares traded	Isin code	Sector
61	LIP BLEED	LLBG	12 Jan 2000	2,155.899 SITm	2,155,899	SI 003110871 3	wood manufacturing
62	LIV POSTOJNA	LIVG	16 Nov 1999	1,616 SITm	161,600	SI 003110796 2	production of vacuum cleaners, plastic tubes and fittings, bicycles, hydraulic elevators and concrete mixers
63	LIZ INŽENIRING LJUBLJANA	LIZG	11 Mar 1999	188,677 SITm	188,677	SI 003110371 4	consulting and engineering in object construction
64	MARINA PORTOROŽ	MAPG	19 Sep 1996	627,864 SITm	313,932	SI 003110058 7	nautical and hotel industry
65	OLJARICA KRANJ	MOKG	27 Jan 1999	704,04 SITm	70,404	SI 003110201 3	production of cooking oil
66	MAKSIMA HOLDING	MAHR	6 May 2003	6,399.85 SITm	6,399,850	SI 002111151 1	holding companies management
67	MEDALJON MARIBOR	MEDR	12 Oct 1999	1,734 SITm	1,734,000	SI 003110691 5	management of holding companies, business operations of own real estate and renting own real estate
68	MEDVEŠEK PUŠNIK LJUBLJANA	MPL	12 Dec 1997	160 SITm	80,000	SI 002110324 5	financial consulting
69	MELAMIN KOČEVIJE	MKOG	23 Sep 1996	466,489 SITm	466,489	SI 003110201 1	chemical industry
70	MELCATA 1 HOLDING	MHLR	30 Jan 2001	2,693,249 SITm	2,693,249	SI 003111007 3	holding companies management
71	MESNA INDUSTRIJA PRIMORSKE	MIPG	19 June 2000	1,478,742 SITm	1,478,742	SI 003110969 5	meat processing industry; wholesale and retail trade with provisions
72	MITOL SEŽANA	MISG	15 May 1997	770,509 SITm	770,509	SI 003110271 6	production and sale of adhesive substances and resinous compound
73	MLADINSKA KNJIGA TISKARNA LJUBLJANA	MKTG	11 Oct 1999	1,039,54 SITm	103,954	SI 003110094 2	printing, publishing, retail and wholesale
74	MODRA LINIJA HOLDING	MLHR	20 Nov 2002	1,882,991 SITm	1,882,991	SI 002111058 8	holding companies management
75	NAMA LJUBLJANA	NALG	20 Dec 1999	2,861,31 SITm	2,861,310	SI 003110269 0	retail trade and renting of business premises
76	NFD HOLDING	NF2R	10 Dec 2003	30,184,54 SITm	30,184,540	SI 002111200 6	holding companies management
77	NIKO ŽELEZNIKI	NKPG	17 Sep 1999	358,75 SITm	35,875	SI 003110717 8	office material, industrial paper-clips, electromagnets and other metal mechanisms
78	NK NALOŽBE	NK0R	6 Feb 2004	3,257,149 SITm	3,257,149	SI 002111212 1	production
79	NK2 NALOŽBE	NK2R	6 Feb 2004	1,255,432 SITm	1,255,432	SI 002111213 9	holding companies management
80	PINUS TKI RAČE	PIRG	13 June 1996	1,333,83 SITm	133,383	SI 003110037 1	chemical industry
81	PLAMA PUR	POPG	6 Dec 1999	686,798 SITm	686,798	SI 003110822 6	production and refashioning of poliuretanic (plastic) foams
82	POM-INVEST	POIR	19 Oct 2001	2,241,983 SITm	2,241,983	SI 002111098 4	holding companies management
83	RTC KRVAVEC	RKRG	17 Oct 1997	411,468 SITm	205,734	SI 003110328 4	transport of passengers, goods and various loads
84	SATURNUS EMBALAŽA LJUBLJANA	SELR	3 Nov 1997	672,512 SITm	84,064	SI 003111175 8	production of package
85	SAVINJA MOZIRJE	MSMG	21 Sep 1999	105,78 SITm	105,780	SI 003110685 7	retail of food and non-food provisions
86	SIJAJ HRASTNIK	SIHG	7 Oct 1999	268,8 SITm	26,880	SI 003110742 6	production of decorative lights and metal products
87	KD GROUP	SKDR	21 Dec 2000	372,872 SITm	186,436	SI 003111016 4	holding companies management
88	SLOVENIJALES LJUBLJANA	SLLG	8 May 1996	2,736,04 SITm	273,604	SI 003110040 5	commerce, engineering, representation
89	SIVILJA MARIBOR	SVMG	17 Jan 1997	1,263,478 SITm	1,263,478	SI 003110209 6	textile industry
90	SIVILANIT KAMNIK	SKAG	14 Apr 1997	816,974 SITm	408,487	SI 003110245 0	textile industry
91	TEKSTINA AJDOVOŠČINA	TEAG	12 Feb 1997	1,127,293 SITm	1,127,293	SI 03110221 1	textile industry
92	TERME DOBRNA	ZDDG	5 July 1999	682,010 SITm	682,010	SI 03110539 6	medical services, tourist and hotel trade
93	TOSAMA DOMŽALE	TODG	13 Sep 1996	2,956,7 SITm	295,670	SI 003110136 1	sanitary material production
94	TOVARNA SLADKORJA ORMOŽ	TSOR	12 Apr 1996	4,971,63 SITm	497,163	SI 003110020 7	sugar production
95	TRIGLAV, finančna družba	TFDR	4 Mar 2003	6,356,989 SITm	6,356,989	SI 002111120 6	holding companies management
96	TUB SWATY MARIBOR	TUBG	30 Dec 1997	1,155,76 SITm	288,940	SI 003110344 1	production and trade of knife grinders
97	UNITAS LJUBLJANA	USLG	26 Nov 1998	145,115 SITm	145,115	SI 003110467 0	production of sanitary, water and gas fittings
98	UNIT-AS NEPREMIČNINELJUBLJANA	USAR	20 Feb 2003	173,377 SITm	173,377	SI 003111147 7	trading with own real estate
99	UPIMO GROUP LJUBLJANA	UPGR	9 July 19997	215 SITm	215,000	SI 002110266 8	counseling services on trading and marketing and financial engineering
100	VELANA LJUBLJANA	VLJG	23 Dec 2002	1,409,645 SITm	1,409,645	SI 003110069 4	non-clothing textile manufacturer
101	VIPA HOLDING	VHDR	5 Nov 2003	7,347,565 SITm	7,347,565	SI 002111131 3	other financial intermediation
102	VIZIJA HOLDING	VIHR	17 Mar 2003	2,277,503 SITm	2,277,503	SI 002111125 5	holding companies management
103	VIZIJA HOLDING ENA	VZPG	3 Feb 2004	2,129,725 SITm	2,129,725	SI 002111211 3	holding companies management
104	ZASAVSKI RAČUNSKI CENTER TRBOVLJE	ZRCG	27 Dec 1999	63,69 SITm	63,690	SI 003110856 4	consultancy engineering, electronic data processing, sale of software products
105	ZDRAVILIŠČE ROGAŠKA	RGS	11 Feb 1999	898,11 SITm	898,110	SI 003110489 4	health resort
106	ZLATA MONETA II finančna družba	ZM2R	13 Nov 2003	8,232,861 SITm	8,232,861	SI 002111198 2	other financial intermediation
107	ZVON ENA HOLDING	ZVHR	30 Oct 2003	11,520,72 SITm	11,523,260	SI 002111177 6	holding companies management
108	ZVON DVA HOLDING	ZV2R	25 Feb 2004	14,120,934 SITm	14,120,934	SI 002111215 4	holding companies management
109	ŽELEZARNA RAVNE - MONTER DRAVOGRAD	ZMDG	17 Sep 1999	359,761 SITm	359,761	SI 003110696 4	management of investment portfolios of subsidiaries

PREFERRED SHARES

	Issuer	Trading code	First trading day	Nominal value of issue traded	Number of shares traded	Isin code	Sector
1	KD HOLDING	KDHP	18 July 2001	2,131,304 SITm	266,413	SI 003120050 2	holding companies management
2	ZDRAVILIŠČE ROGAŠKA	RGP	11 Feb 1999	55,7 SITm	27,850	SI 003120028 8	health resort

F2) FREE MARKET (4)

CLOSED-END FUNDS

	Issuer	Trading code	First trading day	Nominal value of issue traded	Number of shares traded	Isin code	Sector
1	ID MAKSIMA	MAIR	21 May 2003	7,811.823 SITm	7,811,823	SI 002111152 9	investment fund
2	INFOND ID	IFIR	23 Sept 2002	8,132.314 SITm	8,132,314	SI 002111078 6	investment fund
3	KD ID	KDIN	9 Feb 2001	9,204.61 SITm	92,046,145	SI 002111023 2	investment fund
4	KRONA SENIOR	SN0N	8 Dec 1998	7,317.04 SITm	73,170,428	SI 002110590 1	investment fund
5	MODRA LINIJA	ML0N	7 Apr 1998	3,415,383,300 SIT	34,156,833	SI 002110596 8	investment fund
6	NFD 1 DELNIŠKI INVESTICIJSKI SKLAD	NF1N	26 Oct 1998	15,833.01 SITm	160,580,300	SI 002110600 8	investment fund
7	TRIGLAV STEBER 1	TG1N	2 Nov 1998	14,545.89 SITm	147,487,470	SI 002110610 7	investment fund
8	VIPA INVEST	VIIN	13 Nov 2003	3,079.247 SITm	3,079,247	SI 002111132 1	investment fund
9	ZLATA MONETA 1	ZM1N	31 Mar 1999	6,638.43 SITm	68,297,800	SI 002110617 2	investment fund
10	ZVON ENA ID	ZVIR	24 Nov 2003	2,277.577 SITm	2,277,577	SI 002111178 4	investment fund

AUTHORISED CLOSED-END FUNDS

	Issuer	Trading code	First trading day	Nominal value of issue traded	Number of shares traded	Isin code	Sector
1	INFOND PID	IFPR	23 Sept 2002	8,764.1964 SITm	87,641,964	SI 002111077 8	authorised investment fund
2	PID MAKSIMA	MPIR	21 May 2003	7,452,951,300 SIT	74,529,513	SI 002111153 7	authorised investment fund
3	MERCATA	MR0N	31 Aug 1998	2,892.39 SITm	28,923,982	SI 002110598 4	authorised investment fund
4	MERCATA 1	MR1N	31 Aug 1998	2,682.115 SITm	26,821,153	SI 002110599 2	authorised investment fund
5	POOBLAŠČENA POMURSKA INV. DRUŽBA	PPIR	26 Oct 2001	2,296.74 SITm	22,967,400	SI 002111099 2	authorised investment fund
6	TRDNJAVA	TR0N	14 June 1999	2,593.28 SITm	25,932,762	SI 002110612 3	authorised investment fund
7	TRDNJAVA I	TR1N	5 July 1999	891.79 SITm	8,917,902	SI 002110613 1	authorised investment fund
8	TRIGLAV STEBER PID	TRSR	20 Mar 2003	13,184,266,100 SIT	131,842,661	SI 002111119 8	authorised investment fund