



MONTHLY STATISTICS
LJUBLJANA STOCK EXCHANGE

October 2004
Year X, No. 10/04

TURNOVER

Market	Turnover (in EURm)	Volume in pieces	Number of bargains
Official market	63.42	1,133,499	6,786
Shares	45.59	617,962	6,102
Bonds	17.83	515,537	684
Free market	46.23	13,715,281	15,073
Shares	22.63	5,319,716	9,024
Bonds	6.42	116,649	367
Authorised closed-end funds	0.13	622,585	316
Closed-end funds	17.04	7,656,331	5,366
Short-term securities	0.00	0	0
Total	109.64	14,848,780	21,859

MARKET SIZE

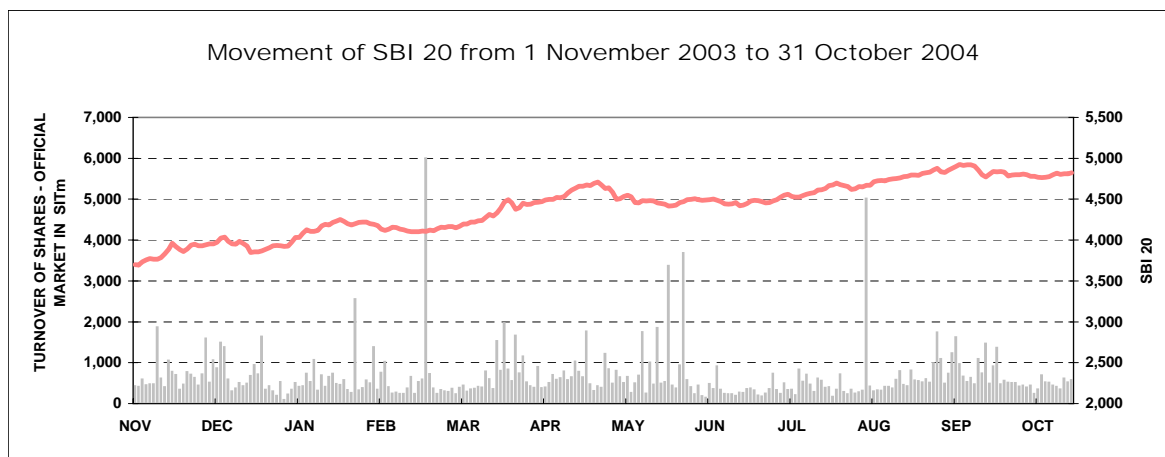
Market	Market capitalisation (in EURm)	Number of securities	Number of issuers
Official market	8,644.90	106	42
Shares	5,046.48	30	30
Bonds	3,598.43	76	12
Free market	3,702.16	147	136
Shares	1,954.19	113	111
Bonds	790.84	23	14
Closed-end funds	957.14	11	11
Short term securities	0	10	1
Total	12,347.07	253	173

NOMINAL RETURN

STOCK EXCHANGE INDICES	Nominal return in October 2004	Nominal return in Year 2004
Slovene stock exchange index (SBI 20)	-0.34%	22.66%
Nonweighted slovene stock exchange index (SBI 20NT)	-0.59%	19.10%
Free market index (IPT)	1.93%	19.86%
Investment fund index (PIX)	-0.06%	30.25%
Bond index (BIO)	0.58%	1.99%

INDUSTRIAL SECTOR INDICES	Nominal return in October 2004	Nominal return in Year 2004
Food and beverages	-1.73%	1.09%
Chemicals	0.56%	27.81%
Oil and gas	-1.88%	2.90%
Transport	1.00%	34.59%
Trade	0.91%	23.27%

Movement of SBI 20 from 1 November 2003 to 31 October 2004





ISSUER

Ljubljana Stock Exchange Inc.
Slovenska 56
1000 Ljubljana

INFORMATIONS

E-mail:	info@ljse.si
Phone:	386 1 47-10-211 386 1 47-10-205
Contact persons:	Nataša Žabkar, Simon Mastnak

STATISTICS ON WEB:

http://www.ljse.si/StrAng/Trading/Menu/tr_dpl.htm

Top Five Official Market
4.9.2004

Turnover In SIT	
LKPG	401.268.736
RS56	296.222.500
KRKG	193.149.695
PETG	80.107.211
GRVG	70.387.390

On-line Indices
Market is closed . 4.9.2004 09:21

Index	Value	ABS	%
SBI20	4.462,07	0,00	0,00 O
IPT	3.831,30	0,00	0,00 O
PIX	4.188,36	0,00	0,00 O

News

- April 8, 2004, Ljubljanska borza d.d.: MERCATOR, d.d., Ljubljana - temporary suspension of trading with MELR shares
- April 7, 2004, Ljubljanska borza d.d.: Salus, d.d., Ljubljana - ex dividend date

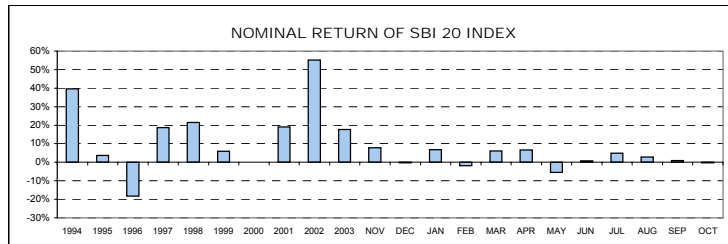
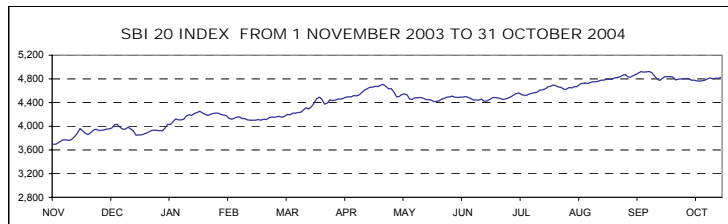
INDEX

	Page
A) STOCK EXCHANGE INDICES	1
A1) Values, yields and movements of Stock Exchange Indices	1
A2) Index compositions	4
B) NUMBER OF ISSUERS, TRADED SECURITIES AND MEMBERS	6
C) TURNOVER	7
C1) Monthly turnover by securities on official market	7
C2) Monthly turnover by securities on free market	9
C3) Most traded securities	14
C4) Turnover by LJSE members	15
C5) Turnover in Years 2004 and 2003	16
D) MARKET CAPITALISATION	19
D1) Market capitalisation of shares	20
D2) Market capitalisation of bonds	23
D3) Market capitalisation of investment funds	25
E) OTHER	26
E1) Indicators (shares on official market)	26
E2) Ownership and net inflow of foreign portfolio investments	27
E3) Record values	28
E4) New listed and delisted securities and changes	29
F) LIST OF SECURITIES	32
F1) Official market	32
F2) Free market	34

A) STOCK EXCHANGE INDICES

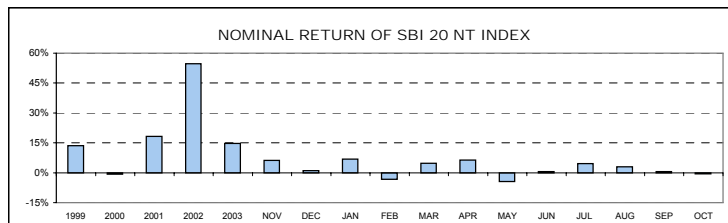
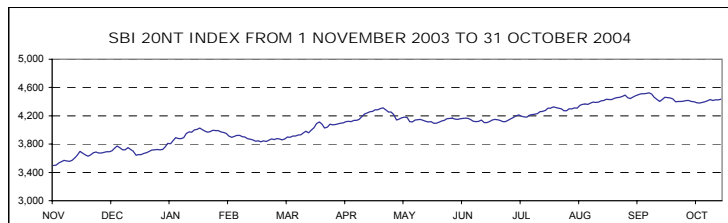
SBI 20 - SLOVENE STOCK EXCHANGE INDEX

Year	Max	Date	Min	Date	Close	Nominal return
1994	1,598.03	28 June 1994	1,131.23	21 Oct 1994	1,396.81	39.68%
1995	1,590.17	9 Nov 1995	1,016.99	13 July 1995	1,448.75	3.72%
1996	1,589.18	13 Mar 1996	891.93	10 Sept 1996	1,183.26	-18.33%
1997	1,655.36	10 Feb 1997	1,156.14	6 Jan 1997	1,404.70	18.71%
1998	2,026.47	10 Aug 1998	1,378.49	6 Jan 1998	1,705.77	21.43%
1999	1,981.87	19 Feb 1999	1,679.48	5 Jan 1999	1,806.26	5.89%
2000	1,903.66	24 Jan 2000	1,584.23	25 May 2000	1,807.94	0.09%
2001	2,159.35	19 Dec 2001	1,700.24	25 Apr 2001	2,151.59	19.01%
2002	3,547.64	8 Nov 2002	2,140.80	3 Jan 2002	3,340.20	55.24%
2003	4,034.53	5 Dec 2003	3,067.67	3 Jul 2003	3,931.64	17.71%
Year 2004	Max	Date	Min	Date	Close	Nominal return
January	4,252.35	26 Jan 2004	3,922.74	5 Jan 2004	4,199.21	6.81%
February	4,219.86	3 Feb 2004	4,101.86	23 Feb 2004	4,120.71	-1.87%
March	4,491.93	29 Mar 2004	4,113.27	1 Mar 2004	4,375.67	6.19%
April	4,674.59	29 Apr 2004	4,394.72	1 Apr 2004	4,667.63	6.67%
May	4,709.16	4 May 2004	4,415.02	31 May 2004	4,415.02	-5.41%
June	4,505.88	9 Jun 2004	4,419.21	1 Jun 2004	4,446.86	0.72%
July	4,666.73	30 Jul 2004	4,455.64	7 Jul 2004	4,666.73	4.94%
August	4,796.55	31 Aug 2004	4,619.45	9 Aug 2004	4,796.55	2.78%
September	4,924.00	17 Sep 2004	4,772.03	28 Sep 2004	4,838.82	0.88%
October	4,836.61	4 Oct 2004	4,762.90	19 Oct 2004	4,822.53	-0.34%



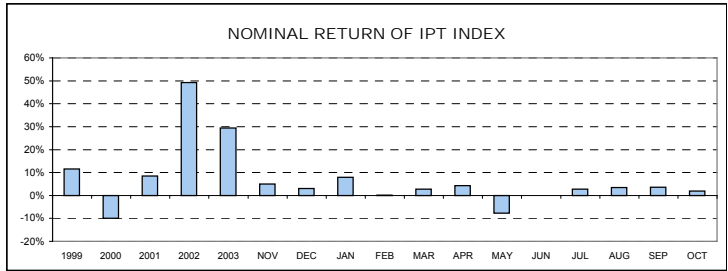
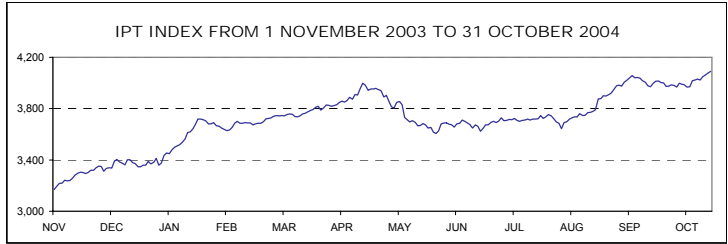
SBI 20NT - NON-WEIGHTED SLOVENE STOCK EXCHANGE INDEX

Year	Max	Date	Min	Date	Close	Nominal return
1998	1,706.07	10 Aug 1998	1,437.30	30 June 1998	1,568.87	n.a.
1999	1,871.02	8 Sept 1999	1,548.95	5 Jan 1999	1,782.03	13.59%
2000	1,841.63	25 Jan 2000	1,585.48	25 May 2000	1,769.15	-0.72%
2001	2,096.75	27 Dec 2001	1,661.96	9 May 2001	2,092.66	18.29%
2002	3,350.05	28 Nov 2002	2,082.58	3 Jan 2002	3,238.51	54.76%
2003	3,773.87	5 Dec 2003	2,932.15	3 Jul 2003	3,715.54	14.73%
Year 2004	Max	Date	Min	Date	Close	Nominal return
January	4,029.29	26 Jan 2004	3,719.53	5 Jan 2004	3,979.12	7.09%
February	3,993.82	2 Feb 2004	3,831.43	26 Feb 2004	3,845.87	-3.35%
March	4,113.14	29 Mar 2004	3,838.09	1 Mar 2004	4,027.78	4.73%
April	4,286.14	30 Apr 2004	4,040.04	1 Apr 2004	4,286.14	6.41%
May	4,310.59	4 May 2004	4,096.84	31 May 2004	4,096.84	-4.42%
June	4,168.74	16 Jun 2004	4,097.06	1 Jun 2004	4,119.00	0.54%
July	4,305.71	30 Jul 2004	4,115.50	8 Jul 2004	4,305.71	4.53%
August	4,435.19	31 Aug 2004	4,271.90	9 Aug 2004	4,435.19	3.01%
September	4,523.59	22 Sep 2004	4,404.67	28 Sep 2004	4,461.63	0.60%
October	4,458.20	4 Oct 2004	4,380.53	19 Oct 2004	4,435.45	-0.59%



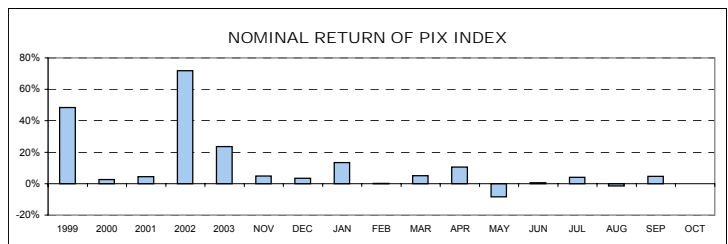
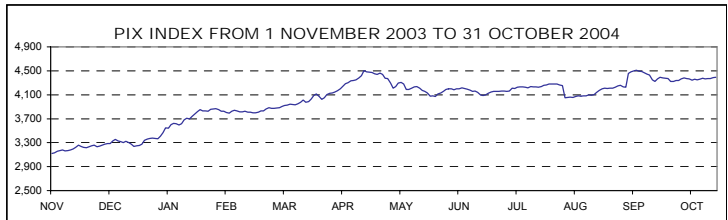
IPT - FREE MARKET INDEX

Year	Max	Date	Min	Date	Close	Nominal return
1998	1,795.31	11 Aug 1998	1,318.83	1 July 1998	1,618.99	n.a.
1999	1,806.98	30 Dec 1999	1,504.61	3 Aug 1999	1,806.98	11.61%
2000	1,772.76	24 Jan 2000	1,469.64	26 Oct 2000	1,627.44	-9.94%
2001	1,769.69	14 Dec 2001	1,415.06	23 May 2001	1,765.60	8.49%
2002	2,699.16	4 Dec 2002	1,753.43	8 Jan 2002	2,635.36	49.26%
2003	3,412.17	30 Dec 2003	2,528.38	11 Jun 2003	3,412.17	29.48%
Year 2004	Max	Date	Min	Date	Close	Nominal return
January	3,718.56	26 Jan 2004	3,359.89	5 Jan 2004	3,681.59	7.90%
February	3,702.05	16 Feb 2004	3,627.63	10 Feb 2004	3,687.11	0.15%
March	3,819.28	30 Mar 2004	3,698.85	1 Mar 2004	3,788.47	2.75%
April	3,996.99	23 Apr 2004	3,804.77	1 Apr 2004	3,951.89	4.31%
May	3,956.79	3 May 2004	3,648.55	31 May 2004	3,648.55	-7.68%
June	3,710.91	17 Jun 2004	3,606.72	3 Jun 2004	3,645.20	-0.09%
July	3,745.77	30 Jul 2004	3,673.44	2 Jul 2004	3,745.77	2.76%
August	3,875.53	31 Aug 2004	3,643.53	11 Aug 2004	3,875.53	3.46%
September	4,057.72	17 Sep 2004	3,876.96	1 Sep 2004	4,012.58	3.54%
October	4,089.89	29 Oct 2004	3,966.85	12 Oct 2004	4,089.89	1.93%



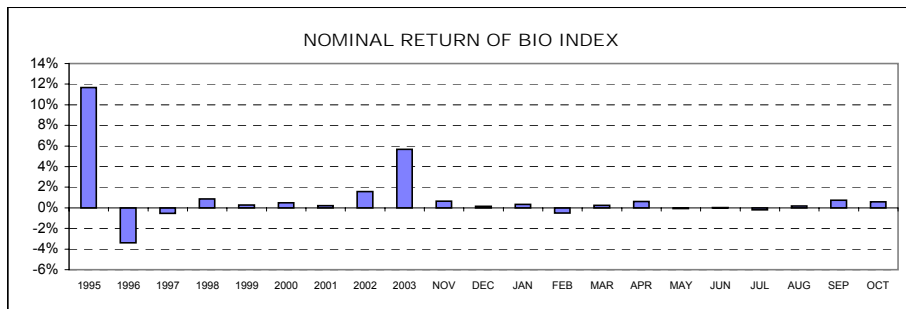
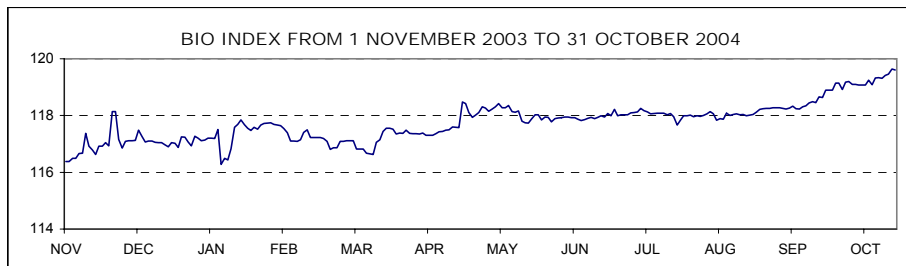
PIX - INVESTMENT FUNDS INDEX

Year	Max	Date	Min	Date	Close	Nominal return
1999	1,633.77	8 Sep 1999	965.15	5 Jan 1999	1,483.50	48.35%
2000	1,572.13	17 Jan 2000	1,097.07	25 May 2000	1,520.79	2.51%
2001	1,588.02	28 Dec 2001	1,328.44	23 May 2001	1,588.02	4.42%
2002	3,013.05	27 Nov 2002	1,551.00	3 Jan 2002	2,729.73	71.90%
2003	3,374.22	29 Dec 2003	2,558.26	12 Mar 2003	3,372.03	23.53%
Year 2004	Max	Date	Min	Date	Close	Nominal return
January	3,853.13	27 Jan 2004	3,367.18	5 Jan 2004	3,827.16	13.50%
February	3,868.49	4 Feb 2004	3,791.00	11 Feb 2004	3,830.54	0.09%
March	4,114.02	29 Mar 2004	3,832.50	1 Mar 2004	4,024.09	5.05%
April	4,503.12	23 Apr 2004	4,052.60	1 Apr 2004	4,451.21	10.61%
May	4,462.70	4 May 2004	4,075.44	31 May 2004	4,075.44	-8.44%
June	4,215.93	16 Jun 2004	4,073.98	2 Jun 2004	4,098.42	0.56%
July	4,259.71	30 Jul 2004	4,122.57	1 Jul 2004	4,259.71	3.94%
August	4,279.80	6 Aug 2004	4,050.89	11 Aug 2004	4,201.29	-1.37%
September	4,507.44	17 Sep 2004	4,205.00	2 Sep 2004	4,394.61	4.60%
October	4,392.01	29 Oct 2004	4,322.05	6 Oct 2004	4,392.01	-0.06%



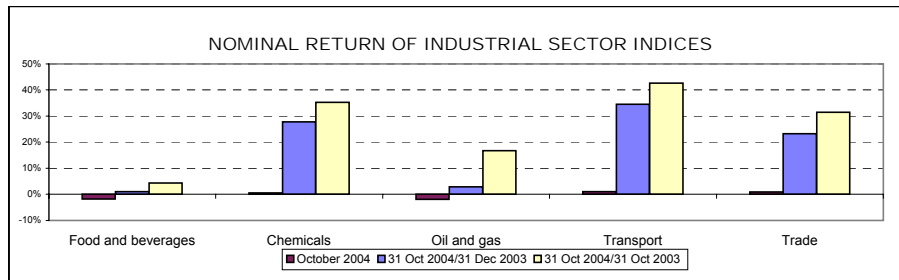
BIO - STOCK EXCHANGE BOND INDEX

Year	Max	Date	Min	Date	Close	Nominal return
1995	113.52	14 Dec 1995	100.46	5 July 1995	111.68	11.68%
1996	111.96	8 Jan 1996	106.61	28 June 1996	107.89	-3.39%
1997	110.97	8 Apr 1997	104.90	29 Jan 1997	107.31	-0.54%
1998	108.22	30 Dec 1998	101.68	25 May 1998	108.22	0.85%
1999	110.52	4 Feb 1999	104.53	16 Aug 1999	108.50	0.26%
2000	109.63	15 Dec 2000	103.96	9 June 2000	109.03	0.49%
2001	110.08	17 Sept 2001	107.81	21 Mar 2001	109.25	0.20%
2002	111.06	27 Dec 2002	107.17	12 Mar 2002	110.96	1.57%
2003	118.14	21 Nov 2003	110.20	24 Jan 2003	117.27	5.69%
Year 2004	Max	Date	Min	Date	Close	Nominal return
January	117.85	22 Jan 2004	116.28	14 Jan 2004	117.67	0.34%
February	117.74	4 Feb 2004	117.09	16 Feb 2004	117.09	-0.49%
March	117.55	24 Mar 2004	116.63	18 Mar 2004	117.37	0.24%
April	118.48	28 Apr 2004	117.30	9 Apr 2004	118.10	0.62%
May	118.42	13 May 2004	117.73	26 May 2004	118.03	-0.06%
June	118.07	30 Jun 2004	117.78	4 Jun 2004	118.07	0.03%
July	118.25	14 Jul 2004	117.66	29 Jul 2004	117.83	-0.20%
August	118.14	12 Aug 2004	117.84	16 Aug 2004	118.04	0.18%
September	118.90	30 Sep 2004	118.12	1 Sep 2004	118.90	0.73%
October	119.64	28 Oct 2004	118.90	1 Oct 2004	119.60	0.58%



INDUSTRIAL SECTOR INDICES

SECTOR	Value as of 31 Oct 2004	Nominal return		
		October 2004	31 Oct 2004/31 Dec 2003	31 Oct 2004/31 Oct 2003
Food and beverages	3,377.51	-1.73%	1.09%	4.39%
Chemicals	4,691.92	0.56%	27.81%	35.23%
Oil and gas	6,056.53	-1.88%	2.90%	16.78%
Transport	4,847.94	1.00%	34.59%	42.63%
Trade	3,575.06	0.91%	23.27%	31.42%



A2) INDEX COMPOSITIONS

COMPOSITION OF SLOVENE STOCK EXCHANGE INDEX - SBI 20 ON 31 OCTOBER 2004 *

Issuer	Trading code	Adjusted number of shares	Base value in SIT	Adjusted share	Sector	Market capitalisation (free float) of index on 31 Oct 2004	Sector share
KRKA	KRKG	702,948	30,026.12	10.00	pharmaceuticals	58,005,371,000 SIT	10.38%
PETROL	PETG	844,581	22,251.50	10.00	oil and gas	53,775,114,152 SIT	14.52%
MERCATOR	MELR	1,351,786	4,520.37	10.00	trade	57,361,592,499 SIT	16.85%
PIVOVARNA LAŠKO	PILR	7,421,812	6,199.69	10.00	food and beverages	54,770,746,016 SIT	19.05%
GORENJE	GRVG	8,191,517	2,157.29	9.90	household appliances	52,590,767,868 SIT	9.41%
SAVA	SAVA	1,326,120	16,791.89	8.88	chemicals	50,319,092,952 SIT	9.00%
INTEREUROPA	IEKG	6,074,096	4,919.17	7.92	transport	45,555,477,036 SIT	15.61%
LUKA KOPER	LKPG	5,115,201	2,310.79	7.66	transport	41,688,939,302 SIT	
MERKUR	MER	995,644	18,003.70	6.11	trade	36,828,552,954 SIT	
ISTRABENZ	ITBG	3,034,907	2,700.00	5.13	oil and gas	27,414,314,931 SIT	
KOLINSKA	KOLR	3,166,992	2,260.16	3.55	food and beverages	19,621,383,965 SIT	
DROGA	DRPG	226,148	35,873.12	3.46	food and beverages	20,353,476,042 SIT	
DELO	DELR	500,674	29,663.00	2.66	publishing	14,514,038,586 SIT	2.60%
TERME ČATEŽ	TCRG	379,980	28,365.52	2.59	health resort	14,459,861,515 SIT	2.59%
ŽITO	ZTOG	300,312	18,007.22	2.14	food and beverages	11,742,199,200 SIT	
Market capitalisation of index						559,000,928,018 SIT	
Share of market capitalisation (shares official market) in index							46.19%

* the same composition have also non-weighted Slovene Stock Exchange Index - SBI 20NT

COMPOSITION OF FREE MARKET INDEX - IPT ON 31 OCTOBER 2004

Issuer	Trading code	Number of shares	Base value in SIT	Share	Market capitalisation of index on 31 Oct 2004
HELIOS, DOMŽALE	HDOG	153,051	34,880.00	15.00	35,130,305,690 SIT
NFD HOLDING	NF2R	30,184,540	735.64	12.08	27,006,711,629 SIT
ZVON ENA HOLDING	ZVHR	11,520,720	1,977.88	11.05	25,512,173,611 SIT
JUTEKS	JTKG	641,432	12,701.10	9.49	20,846,540,000 SIT
CINKARNA CELJE	CICG	812,477	5,000.00	9.03	20,961,906,600 SIT
AKTIVA INVEST	AKIR	815,773	19,781.29	8.34	20,268,818,324 SIT
INFOND HOLDING	IFFR	16,833,414	685.23	7.57	16,339,016,631 SIT
AKTIVA NALOŽBE	ATPG	13,591,508	955.02	5.50	13,455,592,920 SIT
KD HOLDING	KDHR	924,969	6,870.52	4.63	10,563,312,474 SIT
TRIGLAV, FINANČNA DRUŽBA	TFDR	6,356,989	856.91	3.67	7,956,280,293 SIT
MAKSIMA HOLDING	MAHR	6,399,850	710.06	3.08	6,562,470,189 SIT
ZVON DVA HOLDING	ZV2R	14,120,934	484.45	3.07	7,285,272,269 SIT
ARKADA HOLDING	AR1R	6,640,325	940.00	2.77	6,241,905,500 SIT
TRIGLAV NALOŽBE	TRSG	13,182,366	410.75	2.41	5,539,362,017 SIT
KD Naložbe	PDKR	9,566,329	567.90	2.32	5,359,248,832 SIT
Market capitalisation of index					229,028,916,979 SIT
Share of market capitalisation (shares free market) in index					48.87%

COMPOSITION OF INVESTMENT FUNDS INDEX - PIX ON 31 OCTOBER 2004

Issuer	Trading code	Adjusted number of shares	Base value in SIT	Adjusted share	Market capitalisation of index on 31 Oct 2004
TRIGLAV STEBER I, delniška ID	TG1R	6,941,988	701.10	15.00	25,947,693,327 SIT
NFD 1 DELNIŠKI INVESTICIJSKI SKLAD	NF1N	76,719,169	65.42	15.00	25,707,059,149 SIT
INFOND ID	IFIR	8,132,314	1,691.31	12.72	21,255,998,364 SIT
ID MAKSIMA	MAIR	7,811,823	1,707.96	11.66	20,341,518,383 SIT
KD ID	KDIN	92,046,145	57.74	11.51	20,502,358,337 SIT
ZLATA MONETA I, ID	ZM1N	136,595,600	23.56	11.11	19,053,720,244 SIT
KRONA SENIOR	SN0N	73,170,428	26.93	6.86	11,672,146,675 SIT
MODRA LINIJA	ML0G	34,156,833	170.00	5.13	8,470,894,584 SIT
ZVON ENA ID	ZVIR	2,277,577	2,500.14	3.81	6,722,086,309 SIT
VIPA INVEST	VIIN	3,079,247	1,674.92	3.76	6,579,365,480 SIT
INFOND ID 1	IFDR	4,956,471	1,232.99	3.44	5,990,143,027 SIT
Market capitalisation of index					172,242,983,878 SIT
Share of market capitalisation (inv.funds) in index					75.05%

COMPOSITION OF STOCK EXCHANGE BOND INDEX - BIO
ON 31 OCTOBER 2004

Bonds	Trading code	Base value	Share
SLOVENSKA ODŠKODNINSKA DRUŽBA 2 nd issue	SOS2E	104.03	50.00
REPUBLIKA SLOVENIJA 53 rd issue	RS53	103.50	40.75
REPUBLIKA SLOVENIJA 38 th issue	RS38	111.58	9.25

COMPOSITIONS OF INDUSTRIAL SECTOR INDICES
ON 31 OCTOBER 2004

Food and beverages

Issuer	Trading code	Base value in SIT	Adjusted number of shares	Adjusted share
PIVOVARNA LAŠKO	PILR	4,023,806	6,199.69	39.06
DROGA	DRPG	201,772	35,873.12	22.26
KOLINSKA	KOLR	2,539,536	2,260.16	20.49
ŽITO	ZTOG	353,715	18,007.22	18.19

Chemicals

Issuer	Trading code	Base value in SIT	Adjusted number of shares	Adjusted share
HELIOS, DOMŽALE	HDOG	137,333	34,880.00	44.39
CINKARNA CELJE	CICG	771,873	5,000.00	28.28
BELINKA	BELG	2,702,532	6,900.00	27.33

Oil and gas

Issuer	Trading code	Base value in SIT	Adjusted number of shares	Adjusted share
PETROL	PETG	1,202,344	22,251.50	61.91
ISTRABENZ	ITBG	5,180,000	2,700.00	38.09

Transport

Issuer	Trading code	Base value in SIT	Adjusted number of shares	Adjusted share
INTEREUROPA	IEKG	4,276,961	4,919.17	39.26
LUKA KOPER	LKPG	3,801,710	2,310.79	37.51
AERODROM LJUBLJANA	AELG	1,936,229	2,108.12	23.23

Trade

Issuer	Trading code	Base value in SIT	Adjusted number of shares	Adjusted share
MERCATOR	MELR	268,062	4,520.37	39.05
MERKUR	MER	148,797	18,003.70	17.98
SALUS, LJUBLJANA	SALR	26,587	54,666.67	12.51
LESNINA	MILG	15,478	145,000.00	12.34
KOMPAS MTS	MTSG	2,071,230	1,705.14	9.20
EMONA OBALA	EOKG	1,741,456	1,470.00	8.92

B) NUMBER OF ISSUERS, TRADED
SECURITIES AND MEMBERS

	31 Dec 2002	31 Dec 2003	30 Sep 2004	31 Oct 2004
NUMBER OF ISSUERS	191	181	175	173
Official market	48	45	42	42
Shares	35	32	30	30
Bonds	15	13	12	12
Free market	148	140	138	136
Shares	101	102	112	111
Bonds	14	12	14	14
Authorised closed-end funds	29	18	1	
Closed-end funds	4	8	11	11
Pension coupons	1	-	-	-
	31 Dec 2002	31 Dec 2003	30 Sep 2004	31 Oct 2004
NUMBER OF SECURITIES	265	254	252	253
Official market	109	106	103	106
Shares	36	32	30	30
Bonds	73	74	73	76
Free market	157	148	149	147
Shares	104	104	114	113
Bonds	19	18	23	23
Authorised closed-end funds	29	18	1	-
Closed-end funds	4	8	11	11
Pension coupons	1	-		
Short term securities	10	10	10	10
	31 Dec 2002	31 Dec 2003	30 Sep 2004	31 Oct 2004
NUMBER OF MEMBERS	28	27	29	28

C) TURNOVER

C1) TURNOVER BY SECURITIES ON OFFICIAL MARKET IN OCTOBER 2004

1. Shares

Issue	Total (in SIT)	Total (in EUR)	Block trades (in SIT)	Cross trades (in SIT)	Share in total turnover on official market	Share in turnover of shares	Volume in pieces	Number of bargains
Total shares	10,933,000,164	45,587,101	3,494,572,026	743,014,038	71.88%	100.00%	617,962	6,102
Common shares	10,932,894,740	45,586,661	3,494,572,026	742,914,814	71.88%	100.00%	617,945	6,098
1 KRKA	2,727,105,320	11,370,972	547,427,574	169,909,619	17.93%	24.94%	33,817	1,458
2 MERCATOR	2,133,742,007	8,896,859	475,370,642	175,099,871	14.03%	19.52%	50,481	982
3 PETROL	1,279,359,376	5,334,470	314,576,788	82,433,700	8.41%	11.70%	20,221	728
4 LUKA KOPER	759,923,065	3,168,805	510,523,150	49,807,846	5.00%	6.95%	92,600	318
5 MERKUR	648,507,354	2,704,119	145,275,000	23,467,921	4.26%	5.93%	17,655	323
6 INTEREUROPA	640,425,059	2,670,494	376,300,000	32,864,348	4.21%	5.86%	86,330	197
7 SAVA	621,498,321	2,591,503	415,632,617	52,587,162	4.09%	5.68%	17,162	234
8 GORENJE	574,242,323	2,394,352	31,000,000	47,020,461	3.78%	5.25%	90,434	580
9 KOLINSKA	437,426,643	1,824,004	385,008,000	2,231,175	2.88%	4.00%	67,720	98
10 PIVOVARNA LAŠKO	331,652,872	1,382,822	141,663,800	17,641,947	2.18%	3.03%	45,100	248
11 SALUS, LJUBLJANA	174,141,583	726,112	0	29,663,497	1.14%	1.59%	1,352	84
12 ISTRABENZ	88,746,534	370,043	0	5,682,437	0.58%	0.81%	9,761	275
13 DROGA	88,317,983	368,240	0	27,900,006	0.58%	0.81%	981	57
14 EMONA OBALA	87,347,073	364,235	84,084,455	1,166	0.57%	0.80%	49,633	31
15 ETOL	74,199,700	309,423	67,710,000	1,598,000	0.49%	0.68%	1,214	23
16 AERODROM LJUBLJANA	61,428,065	256,131	0	4,251,506	0.40%	0.56%	6,056	146
17 TERME ČATEŽ	59,874,019	249,650	0	4,662,187	0.39%	0.55%	1,576	56
18 DELO	50,618,538	211,061	0	1,589,311	0.33%	0.46%	1,741	45
19 ŽITO	46,346,935	193,265	0	7,337,630	0.30%	0.42%	1,194	76
20 KOMPAS MTS	15,956,103	66,529	0	1,363,958	0.10%	0.15%	12,206	58
21 DELO PRODAJA	7,755,600	32,338	0	1,134,000	0.05%	0.07%	1,232	10
22 RADENSKA	6,531,537	27,233	0	0	0.04%	0.06%	3,272	36
23 MLINOTEST	6,015,691	25,083	0	4,224,669	0.04%	0.06%	3,296	10
24 COMET	5,725,202	23,869	0	0	0.04%	0.05%	2,120	9
25 PIVOVARNA UNION	4,542,804	18,940	0	142,204	0.03%	0.04%	62	7
26 GEODETSKI ZAVOD SLOVENIJE	1,371,840	5,720	0	282,000	0.01%	0.01%	690	6
27 NIKA	93,193	389	0	18,193	0.00%	0.00%	39	3
28 GPG	0	0	0	0	0.00%	0.00%	0	0
29 TEHNOUNION	0	0	0	0	0.00%	0.00%	0	0
Preferred shares	105,424	440	0	99,224	0.00%	0.00%	17	4
1 PROBANKA	105,424	440	0	99,224	0.00%	0.00%	17	4

2. Bonds

Issue	Total (in SIT)	Total (in EUR)	Block trades (in SIT)	Cross trades (in SIT)	Share in total turnover on official market	Share in turnover of bonds	Volume in pieces	Number of bargains
Total bonds	4,276,301,084	17,830,424	3,519,388,999	331,148,280	28.12%	100.00%	515,537	684
1 REPUBLIKA SLOVENIJA 57 th issue	1,891,774,868	7,888,066	1,778,211,305	44,684,600	12.44%	44.24%	183,494	42
2 REPUBLIKA SLOVENIJA 55 th issue	1,209,175,332	5,041,642	1,201,302,800	2,312,257	7.95%	28.28%	117,502	41
3 REPUBLIKA SLOVENIJA 56 th issue	286,340,000	1,193,824	286,340,000	0	1.88%	6.70%	27,800	3
4 NOVA KBM 6 th issue	154,029,000	642,314	140,259,000	0	1.01%	3.60%	1,512	4
5 REPUBLIKA SLOVENIJA 21 st issue	145,695,117	607,525	0	86,137,869	0.96%	3.41%	16,484	39
6 REPUBLIKA SLOVENIJA 39 th issue	110,448,935	460,533	0	13,606,046	0.73%	2.58%	138,595	403
7 REPUBLIKA SLOVENIJA 53 rd issue	74,448,352	310,402	0	19,203,102	0.49%	1.74%	2,910	29
8 REPUBLIKA SLOVENIJA 17 th issue	53,251,105	222,013	53,251,105	0	0.35%	1.25%	5,249	1
9 BTC HIPOTEKARNE	39,484,703	164,618	0	37,450,704	0.26%	0.92%	1,553	4
10 REPUBLIKA SLOVENIJA 28 th issue	37,003,680	154,273	0	0	0.24%	0.87%	3,671	4
11 NFD INVESTICIJSKO SVETOVANJE	35,802,897	149,293	0	35,802,897	0.24%	0.84%	170	2
12 REPUBLIKA SLOVENIJA 26 th issue	31,193,765	130,083	30,020,199	916,949	0.21%	0.73%	1,216	4
13 REPUBLIKA SLOVENIJA 43 rd issue	30,855,340	128,640	30,004,590	307,500	0.20%	0.72%	3,016	4
14 BANKA CELJE 4 th issue	29,367,541	122,440	0	29,367,541	0.19%	0.69%	3,300	1
15 DEŽELNA BANKA SLOVENIJE 3 rd issue	24,564,040	102,416	0	4,444,470	0.16%	0.57%	2,365	6
16 REPUBLIKA SLOVENIJA 40 th issue	17,472,512	72,858	0	0	0.11%	0.41%	1,685	4
17 BANKA CELJE 8 th issue	17,385,290	72,500	0	17,385,290	0.11%	0.41%	725	1
18 REPUBLIKA SLOVENIJA 38 th issue	17,158,495	71,552	0	3,165,832	0.11%	0.40%	629	7
19 ABANKA 5 th issue	16,771,154	69,939	0	0	0.11%	0.39%	685	1
20 REPUBLIKA SLOVENIJA 37 th issue	11,513,680	48,008	0	7,936,800	0.08%	0.27%	1,106	9
21 NLB 12 th issue	10,210,000	42,575	0	10,210,000	0.07%	0.24%	100	1
22 REPUBLIKA SLOVENIJA 42 nd issue	5,775,750	24,080	0	0	0.04%	0.14%	558	3
23 ABANKA VIPA 7 th issue	5,647,972	23,552	0	5,647,972	0.04%	0.13%	230	3
24 REPUBLIKA SLOVENIJA 29 th issue	5,106,617	21,292	0	4,597,185	0.03%	0.12%	201	5
25 REPUBLIKA SLOVENIJA 32 nd issue	4,677,324	19,503	0	1,678,921	0.03%	0.11%	180	11
26 REPUBLIKA SLOVENIJA 49 th issue	1,346,069	5,613	0	1,153,778	0.01%	0.03%	14	7
27 NLB 2 nd issue, A series	1,123,468	4,685	0	985,831	0.01%	0.03%	8	2
28 BANKA VIPA 5 th issue	831,808	3,468	0	146,790	0.01%	0.02%	34	2
29 REPUBLIKA SLOVENIJA 25 th issue	729,300	3,041	0	0	0.00%	0.02%	69	3
30 ABANKA 4 th issue	716,438	2,987	0	222,343	0.00%	0.02%	29	4
31 REPUBLIKA SLOVENIJA 45 th issue	707,000	2,948	0	0	0.00%	0.02%	70	4
32 BTC 2 nd issue	698,602	2,913	0	365,949	0.00%	0.02%	105	2
33 STANOVANJSKI SKLAD RS 2 nd issue	641,568	2,675	0	641,568	0.00%	0.02%	8	2
34 HOTELI BERNARDIN	617,822	2,576	0	617,822	0.00%	0.01%	7	2
35 REPUBLIKA SLOVENIJA 18 th issue	513,232	2,140	0	282,254	0.00%	0.01%	20	3
36 REPUBLIKA SLOVENIJA 48 th issue	478,506	1,995	0	0	0.00%	0.01%	19	2
37 REPUBLIKA SLOVENIJA 54 th issue	475,200	1,981	0	475,200	0.00%	0.01%	44	3
38 BANKA VIPA 4 th issue	334,037	1,393	0	334,037	0.00%	0.01%	14	1
39 REPUBLIKA SLOVENIJA 27 th issue	265,000	1,105	0	0	0.00%	0.01%	25	1
40 BANKA VIPA 3 rd issue	254,074	1,060	0	254,074	0.00%	0.01%	16	1
41 REPUBLIKA SLOVENIJA 50 th issue	247,893	1,034	0	149,082	0.00%	0.01%	10	4
42 ABANKA 6 th issue	244,613	1,020	0	0	0.00%	0.01%	10	1
43 BANKA CELJE 3 rd issue	241,026	1,005	0	241,026	0.00%	0.01%	10	1
44 REPUBLIKA SLOVENIJA 10 th issue	239,730	1,000	0	214,212	0.00%	0.01%	47	2
45 REPUBLIKA SLOVENIJA 52 nd issue	212,670	887	0	0	0.00%	0.00%	20	2
46 REPUBLIKA SLOVENIJA 41 st issue	197,790	825	0	197,790	0.00%	0.00%	19	1
47 REPUBLIKA SLOVENIJA 35 th issue	31,769	132	0	10,589	0.00%	0.00%	3	2
48 ABANKA 3 rd issue	0	0	0	0	0.00%	0.00%	0	0
49 BANKA CELJE 5 th issue	0	0	0	0	0.00%	0.00%	0	0
50 BANKA CELJE 6 th issue, A series	0	0	0	0	0.00%	0.00%	0	0
51 BANKA CELJE 6 th issue, B series	0	0	0	0	0.00%	0.00%	0	0
52 BANKA CELJE 7 th issue	0	0	0	0	0.00%	0.00%	0	0
53 BANKA VIPA 2 nd issue	0	0	0	0	0.00%	0.00%	0	0
54 BANKA VIPA 6 th issue	0	0	0	0	0.00%	0.00%	0	0
55 BANKA VIPA 7 th issue	0	0	0	0	0.00%	0.00%	0	0
56 NLB 10 th issue	0	0	0	0	0.00%	0.00%	0	0
57 NLB 11 th issue	0	0	0	0	0.00%	0.00%	0	0
58 NLB 13 th issue	0	0	0	0	0.00%	0.00%	0	0
59 NLB 2 nd issue, B series	0	0	0	0	0.00%	0.00%	0	0
60 NLB 3 rd issue	0	0	0	0	0.00%	0.00%	0	0
61 NLB 9 th issue	0	0	0	0	0.00%	0.00%	0	0
62 NOVA KBM 2 nd issue	0	0	0	0	0.00%	0.00%	0	0
63 NOVA KBM 3 rd issue, A series	0	0	0	0	0.00%	0.00%	0	0
64 NOVA KBM 3 rd issue, B series	0	0	0	0	0.00%	0.00%	0	0
65 NOVA KBM 5 th issue	0	0	0	0	0.00%	0.00%	0	0
66 REPUBLIKA SLOVENIJA 22 nd issue	0	0	0	0	0.00%	0.00%	0	0
67 REPUBLIKA SLOVENIJA 23 rd issue	0	0	0	0	0.00%	0.00%	0	0
68 REPUBLIKA SLOVENIJA 31 st issue	0	0	0	0	0.00%	0.00%	0	0
69 REPUBLIKA SLOVENIJA 33 rd issue	0	0	0	0	0.00%	0.00%	0	0
70 REPUBLIKA SLOVENIJA 34 th issue	0	0	0	0	0.00%	0.00%	0	0
71 REPUBLIKA SLOVENIJA 36 th issue	0	0	0	0	0.00%	0.00%	0	0
72 REPUBLIKA SLOVENIJA 44 th issue	0	0	0	0	0.00%	0.00%	0	0
73 REPUBLIKA SLOVENIJA 51 st issue	0	0	0	0	0.00%	0.00%	0	0
74 SKB OBVEZNICE 4 th issue, A series	0	0	0	0	0.00%	0.00%	0	0
75 SKB OBVEZNICE 4 th issue, B series	0	0	0	0	0.00%	0.00%	0	0
76 STANOVANJSKI SKLAD RS 1 st issue	0	0	0	0	0.00%	0.00%	0	0
Total official market	15,209,301,248	63,417,525	7,013,961,025	1,074,162,318	100.00%	-	1,133,499	6,786

C2) TURNOVER BY SECURITIES ON FREE MARKET IN OCTOBER 2004

1. Shares (1)

Issue	Total (in SIT)	Total (in EUR)	Block trades (in SIT)	Cross trades (in SIT)	Share in total turnover on free market	Share in turnover of shares	Volume in pieces	Number of bargains
Total shares	5,428,061,295	22,634,101	3,514,513,165	517,808,153	48.96%	100.00%	5,319,716	9,024
Total common shares	5,414,929,432	22,579,347	3,514,513,165	516,471,731	48.84%	99.76%	5,317,688	8,894
1 TRIGLAV, FINANČNA DRUŽBA	1,504,660,908	6,274,664	1,454,445,910	8,872,490	13.57%	27.72%	1,185,797	761
2 ZVON ENA HOLDING	713,683,090	2,975,897	432,930,932	47,278,793	6.44%	13.15%	330,016	466
3 TRIGLAV NALOŽBE	613,370,755	2,557,841	572,388,725	9,429,805	5.53%	11.30%	1,444,276	778
4 VIZIJA HOLDING	331,343,020	1,381,475	323,132,600	171,500	2.99%	6.10%	473,383	86
5 MEDALJON	325,558,100	1,357,508	118,059,000	201,349,100	2.94%	6.00%	144,707	18
6 HELIOS, DOMŽALE	294,461,305	1,227,877	171,678,000	13,682,601	2.66%	5.42%	1,322	79
7 VIZIJA HOLDING ENA	263,582,170	1,098,959	255,654,000	1,180,200	2.38%	4.86%	439,346	88
8 NFD HOLDING	186,447,917	777,408	30,772,800	38,724,012	1.68%	3.43%	208,938	907
9 HRAM HOLDING	159,467,253	664,857	155,451,198	492,004	1.44%	2.94%	372,221	53
10 INFOND HOLDING	102,331,219	426,684	0	16,658,055	0.92%	1.89%	105,368	550
11 LESNINA	90,629,701	377,892	0	21,031,596	0.82%	1.67%	390	96
12 JUTEKS	79,316,555	330,713	0	21,532,472	0.72%	1.46%	2,437	120
13 ZVON DVA HOLDING	63,725,244	265,704	0	5,563,446	0.57%	1.17%	128,715	505
14 AKTIVA INVEST	54,315,504	226,476	0	5,439,000	0.49%	1.00%	2,328	342
15 CINKARNA CELJE	47,387,832	197,594	0	7,908,200	0.43%	0.87%	1,854	70
16 ISKRA AVTOELEKTRIKA	45,812,617	191,046	0	5,835,798	0.41%	0.84%	3,833	82
17 AKTIVA NALOŽBE	41,382,244	172,549	0	8,675,655	0.37%	0.76%	44,077	277
18 MAKSIMA HOLDING	37,516,946	156,430	0	4,780,694	0.34%	0.69%	36,344	518
19 KD HOLDING	36,802,813	153,449	0	3,530,721	0.33%	0.68%	3,261	211
20 KOMPAS HOTELI	36,729,735	153,147	0	0	0.33%	0.68%	2,387	37
21 MITOL SEŽANA	29,466,700	122,875	0	0	0.27%	0.54%	6,702	8
22 VIPA HOLDING	28,085,381	117,105	0	22,158,407	0.25%	0.52%	31,207	201
23 KD Naložbe	25,127,726	104,770	0	2,175,515	0.23%	0.46%	45,461	354
24 DZS	23,892,031	99,625	0	18,093,500	0.22%	0.44%	4,738	12
25 ETRA 33	23,243,781	96,917	0	1,021,005	0.21%	0.43%	249	25
26 ARKADA HOLDING	20,094,612	83,786	0	3,137,858	0.18%	0.37%	21,372	127
27 ZLATA MONETA II	16,808,043	70,084	0	2,535,838	0.15%	0.31%	34,392	222
28 MELAMIN	13,054,250	54,431	0	2,956,950	0.12%	0.24%	2,582	25
29 POM-NALOŽBE	12,942,308	53,965	0	6,602,664	0.12%	0.24%	32,133	86
30 MIP	12,666,957	52,818	0	5,701,302	0.11%	0.23%	7,235	38
31 KD GROUP	12,206,990	50,899	0	0	0.11%	0.22%	122	5
32 KS2 NALOŽBE	11,950,961	49,831	0	309,749	0.11%	0.22%	29,258	144
33 INFOND HOLDING 1	10,799,992	45,032	0	2,176,895	0.10%	0.20%	17,474	457
34 BELINKA	10,149,092	42,319	0	1,183,200	0.09%	0.19%	1,551	19
35 TOSAMA	9,756,427	40,680	0	3,273,500	0.09%	0.18%	760	38
36 MODRA LINIJA HOLDING	7,054,403	29,414	0	4,696,350	0.06%	0.13%	7,666	116
37 MERCATA	6,729,026	28,057	0	814,391	0.06%	0.12%	14,715	100
38 POM-INVEST	6,682,841	27,865	0	1,953,152	0.06%	0.12%	7,684	82
39 GORENJSKI TISK	6,331,770	26,401	0	520,110	0.06%	0.12%	2,171	19
40 SATURNUS EMBALAŽA	6,252,447	26,069	0	1,640,112	0.06%	0.12%	141	15
41 CETIS	5,529,614	23,057	0	1,834,500	0.05%	0.10%	125	25
42 JADRAN	5,207,224	21,714	0	13,800	0.05%	0.10%	1,141	8
43 VELANA	5,102,192	21,274	0	771,590	0.05%	0.09%	8,075	22
44 SLOVENIJALES	4,872,722	20,318	0	545,751	0.04%	0.09%	401	20
45 FRUCTAL	4,706,700	19,624	0	0	0.04%	0.09%	2,032	15
46 HOTELI PALACE	4,444,849	18,533	0	0	0.04%	0.08%	2,962	17
47 M1	4,013,750	16,736	0	135,449	0.04%	0.07%	7,679	68
48 ŽITO INTES	3,738,485	15,588	0	4,162	0.03%	0.07%	14,324	6
49 KLASJE CELJE	3,517,991	14,670	0	0	0.03%	0.06%	7,471	6
50 INTEGRAL JESENICE	3,379,400	14,092	0	105,000	0.03%	0.06%	1,639	7
51 ALPETOIR POTOVALNA AGENCIJA	2,978,621	12,420	0	2,556,411	0.03%	0.05%	1,269	11
52 MAKSIMA INVEST	2,892,144	12,061	0	890,021	0.03%	0.05%	5,619	60
53 GOZDNO GOSPODARSTVO BLED	2,825,626	11,781	0	270,000	0.03%	0.05%	1,623	7
54 JAVOR PIVKA	2,750,263	11,467	0	1,097,880	0.02%	0.05%	5,741	10
55 CERTIUS INVEST	2,579,500	10,755	0	683,500	0.02%	0.05%	5,159	31
56 FINIRA	2,576,804	10,744	0	462,009	0.02%	0.05%	7,774	93
57 AKTIVA AVANT	2,318,400	9,667	0	705,150	0.02%	0.04%	5,152	58
58 TRDNJAVA HOLDING	2,174,736	9,068	0	176,656	0.02%	0.04%	8,367	33
59 LIV POSTOJNA	2,070,440	8,634	0	0	0.02%	0.04%	145	6
60 LIP BLED	2,001,108	8,344	0	237,970	0.02%	0.04%	1,966	12
61 PLAMA - PUR	1,947,300	8,119	0	0	0.02%	0.04%	627	3
62 ELMO	1,635,825	6,821	0	71,010	0.01%	0.03%	2,264	11
63 AGROKOMBINAT MARIBOR	1,623,519	6,769	0	0	0.01%	0.03%	1,623	7
64 JATA EMONA	1,566,398	6,532	0	0	0.01%	0.03%	1,465	2
65 FOND INVEST	1,560,609	6,507	0	812,705	0.01%	0.03%	1,155	56
66 KRONA HOLDING	1,479,647	6,170	0	214,247	0.01%	0.03%	3,288	20
67 GRAND HOTEL UNION	1,284,361	5,356	0	621,854	0.01%	0.02%	528	8
68 ŽELEZARNA RAVNE - MONTER DRAVOGRAD	1,197,705	4,994	0	0	0.01%	0.02%	869	11
69 TERME DOBRNA	1,093,899	4,561	0	722,669	0.01%	0.02%	623	11
70 UNITAS, LJUBLJANA	962,160	4,012	0	0	0.01%	0.02%	456	4

1. Shares (2)

	Issue	Total (in SIT)	Total (in EUR)	Block trades (in SIT)	Cross trades (in SIT)	Share in total turnover on free market	Share in turnover of shares	Volume in pieces	Number of bargains
71	NK2 NALOŽBE	958,117	3,995	0	189,108	0.01%	0.02%	3,168	17
72	TRDNJAVA I HOLDING	937,594	3,909	0	0	0.01%	0.02%	2,928	7
73	KEMA PUCONCI	901,300	3,758	0	0	0.01%	0.02%	169	2
74	LIZ INŽENIRING	821,800	3,426	0	0	0.01%	0.02%	587	3
75	LESNINA EMMI	571,710	2,384	0	0	0.01%	0.01%	793	5
76	IMP KLIMAT	544,752	2,271	0	0	0.00%	0.01%	270	4
77	CAPITA	522,475	2,178	0	0	0.00%	0.01%	949	5
78	COLOR	380,545	1,587	0	14,682	0.00%	0.01%	217	12
79	RTC KRVAVEC	352,700	1,471	0	0	0.00%	0.01%	470	2
80	HIDROTEHNIK	314,624	1,312	0	0	0.00%	0.01%	242	1
81	OLJARICA, KRANJ	288,003	1,201	0	0	0.00%	0.01%	36	2
82	MARINA PORTOROŽ	243,828	1,017	0	0	0.00%	0.00%	26	3
83	TEKSTINA	222,172	926	0	144,432	0.00%	0.00%	968	3
84	MK TISKARNA	210,200	877	0	0	0.00%	0.00%	95	2
85	EGOLES	204,600	853	0	0	0.00%	0.00%	372	2
86	GEA TOVARNA OLJA	184,293	768	0	0	0.00%	0.00%	170	2
87	UNIT-AS LJUBLJANA	168,000	700	0	0	0.00%	0.00%	42	1
88	IMP ČRPALKE LJUBLJANA	152,623	636	0	0	0.00%	0.00%	154	6
89	METALKA TRGOVINA	148,869	621	0	0	0.00%	0.00%	1,217	4
90	DANA	133,251	556	0	0	0.00%	0.00%	133	3
91	ZDRAVILIŠČE ROGAŠKA	108,367	452	0	9,860	0.00%	0.00%	693	6
92	SIJAJ HRASTNIK	106,000	442	0	0	0.00%	0.00%	53	1
93	NAMA	105,000	438	0	0	0.00%	0.00%	100	1
94	INLES	103,063	430	0	0	0.00%	0.00%	206	2
95	SVILA	98,580	411	0	0	0.00%	0.00%	3,286	1
96	MEDVEŠEK PUŠNIK	77,500	323	0	40,000	0.00%	0.00%	4	3
97	INTERTRADE ITS	74,490	311	0	0	0.00%	0.00%	78	3
98	CREINA	55,212	230	0	0	0.00%	0.00%	12	1
99	GEA COLLEGE	54,675	228	0	54,675	0.00%	0.00%	45	3
100	SVILANIT KAMNIK	16,831	70	0	0	0.00%	0.00%	28	1
101	TOVARNA SLADKORJA ORMOŽ	15,600	65	0	0	0.00%	0.00%	2	1
102	AVTOPREVOZNIŠTVO IN SERVISI	0	0	0	0	0.00%	0.00%	0	0
103	GRADIS. GP LJUBLJANA	0	0	0	0	0.00%	0.00%	0	0
104	SWATY	0	0	0	0	0.00%	0.00%	0	0
105	GORIŠKE OPEKARNE	0	0	0	0	0.00%	0.00%	0	0
106	INTARA	0	0	0	0	0.00%	0.00%	0	0
107	JELEN GOSTINSKO PODJETJE	0	0	0	0	0.00%	0.00%	0	0
108	KS4 NALOŽBE	0	0	0	0	0.00%	0.00%	0	0
109	INTERTRADE ITA	0	0	0	0	0.00%	0.00%	0	0
110	C2 NALOŽBE	0	0	0	0	0.00%	0.00%	0	0
111	NK NALOŽBE	0	0	0	0	0.00%	0.00%	0	0
112	NIKO	0	0	0	0	0.00%	0.00%	0	0
113	KOŠAKI TMI	0	0	0	0	0.00%	0.00%	0	0
114	UPIMO GROUP	0	0	0	0	0.00%	0.00%	0	0
	Preferred shares	13,131,863	54,754	0	1,336,422	0.12%	0.24%	2,028	130
1	KD HOLDING	13,131,863	54,754	0	1,336,422	0.12%	0.24%	2,028	130
2	ZDRAVILIŠČE ROGAŠKA	0	0	0	0	0.00%	0.00%	0	0

2. Bonds

Issue	Total (in SIT)	Total (in EUR)	Block trades (in SIT)	Cross trades (in SIT)	Share in total turnover on free market	Share in turnover of bonds	Volume in pieces	Number of bargains
Total bonds	1,540,058,981	6,421,695	659,003,825	234,929,081	13.89%	100.00%	116,649	367
1 SLOV. ODŠKODNINSKA DRUŽBA 2 nd issue	1,517,021,927	6,325,640	659,003,825	233,664,818	13.68%	98.50%	116,396	362
2 NLB 7 th issue	21,079,000	87,891	0	0	0.19%	1.37%	197	1
3 PROBANKA 6 th issue	1,162,941	4,849	0	1,162,941	0.01%	0.08%	48	2
4 STANOVANJSKI SKLAD 3 rd issue	795,113	3,315	0	101,322	0.01%	0.05%	8	2
5 ABANKA VIPA 8 th issue	0	0	0	0	0.00%	0.00%	0	0
6 ABANKA VIPA 9 th issue	0	0	0	0	0.00%	0.00%	0	0
7 AUTOCOMMERCE 1 st issue	0	0	0	0	0.00%	0.00%	0	0
8 BANKA KOPER 4 th issue	0	0	0	0	0.00%	0.00%	0	0
9 BANKA ZASAVJE 3 rd issue	0	0	0	0	0.00%	0.00%	0	0
10 DEŽELNA BANKA SLOVENIJE 4 th issue	0	0	0	0	0.00%	0.00%	0	0
11 KD INVESTMENTS 1 st issue	0	0	0	0	0.00%	0.00%	0	0
12 NLB 14 th issue	0	0	0	0	0.00%	0.00%	0	0
13 NLB 8 th issue	0	0	0	0	0.00%	0.00%	0	0
14 POŠTNA BANKA SLOVENIJE 2 nd issue	0	0	0	0	0.00%	0.00%	0	0
15 POŠTNA BANKA SLOVENIJE 3 rd issue	0	0	0	0	0.00%	0.00%	0	0
16 POŠTNA BANKA SLOVENIJE 5 th issue	0	0	0	0	0.00%	0.00%	0	0
17 POTEZA NALOŽBE	0	0	0	0	0.00%	0.00%	0	0
18 PROBANKA 4 th issue	0	0	0	0	0.00%	0.00%	0	0
19 PROBANKA 5 th issue	0	0	0	0	0.00%	0.00%	0	0
20 PROBANKA 7 th issue	0	0	0	0	0.00%	0.00%	0	0
21 SIP STROJNA INDUSTRIJA 1 st issue, A series	0	0	0	0	0.00%	0.00%	0	0
22 SIP STROJNA INDUSTRIJA 1 st issue, B series	0	0	0	0	0.00%	0.00%	0	0
23 ZAVAROVALNICA TRIGLAV 1 st issue	0	0	0	0	0.00%	0.00%	0	0
Total free market (shares and bonds)	6,968,120,276	29,055,796	4,173,516,990	752,737,234	62.86%	-	5,436,365	9,391

3. Investment funds

Issue	Total (in SIT)	Total (in EUR)	Block trades (in SIT)	Cross trades (in SIT)	Share in total turnover on free market	Share in turnover of investment funds	Volume in pieces	Number of bargains
Total investment funds	4,117,833,647	17,169,471	1,806,758,529	570,521,194	37.14%	100.00%	8,278,916	5,682
1 Closed-end funds	4,085,746,857	17,035,690	1,806,758,529	562,824,610	36.86%	99.22%	7,656,331	5,366
2 Authorised closed-end funds	32,086,790	133,781	0	7,696,584	0.29%	0.78%	622,585	316

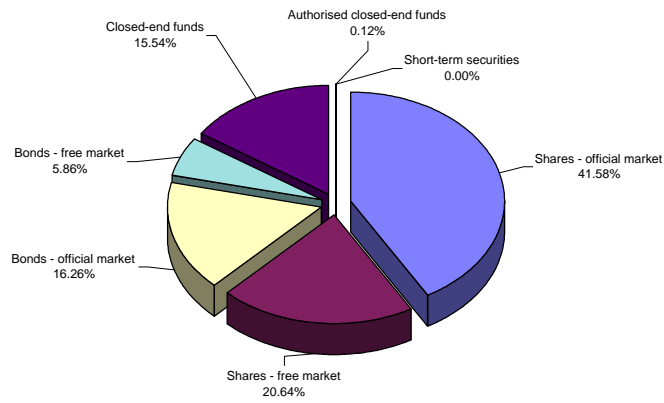
3.1. Closed-end funds

Issue	Total (in SIT)	Total (in EUR)	Block trades (in SIT)	Cross trades (in SIT)	Share in total turnover on free market	Share in turnover of closed-end funds	Volume in pieces	Number of bargains
Total closed-end funds	4,085,746,857	17,035,690	1,806,758,529	562,824,610	36.86%	100.00%	7,656,331	5,366
1 TRIGLAV STEBER I, delniška ID	2,302,353,809	9,599,823	1,476,358,529	174,832,929	20.77%	56.35%	627,120	1,305
2 ZLATA MONETA I, ID	542,658,685	2,262,541	330,400,000	46,923,862	4.90%	13.28%	3,881,473	395
3 NFD 1 DELNIŠKI INVESTICIJSKI SKLAD	307,915,208	1,283,860	0	95,105,565	2.78%	7.54%	928,926	593
4 KD ID	264,052,129	1,100,979	0	41,698,783	2.38%	6.46%	1,209,040	570
5 INFOND ID	261,352,886	1,089,754	0	81,023,472	2.36%	6.40%	99,794	517
6 ID MAKSIMA	167,995,866	700,446	0	39,542,505	1.52%	4.11%	64,834	585
7 KRONA SENIOR	97,343,693	405,894	0	14,932,323	0.88%	2.38%	619,994	228
8 MODRA LINIJA	43,162,609	179,969	0	32,103,908	0.39%	1.06%	172,447	127
9 ZVON ENA ID	40,423,268	168,547	0	11,172,791	0.36%	0.99%	13,913	394
10 INFOND ID 1	31,120,896	129,763	0	8,381,484	0.28%	0.76%	25,838	442
11 VIPA INVEST	27,367,808	114,114	0	17,106,988	0.25%	0.67%	12,952	210

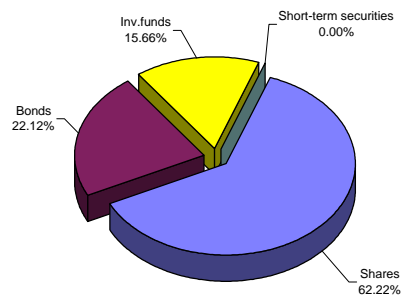
3.2. Authorised closed-end funds

Issue	Total (in SIT)	Total (in EUR)	Block trades (in SIT)	Cross trades (in SIT)	Share in total turnover on free market	Share in turnover of auth. closed-end funds	Volume in pieces	Number of bargains
Total authorised closed-end funds	32,086,790	133,781	0	7,696,584	0.29%	100.00%	622,585	316
1 PID MAKSIMA	32,086,790	133,781	0	7,696,584	0.29%	100.00%	622,585	316
Short-term securities	0	0	0	0	0.00%	-	0	0
Total free market	11,085,953,923	46,225,267	5,980,275,519	1,323,258,428	100.00%	-	13,715,281	15,073
Total turnover in October 2004	26,295,255,171	109,642,792	12,994,236,544	2,397,420,746	-	-	14,848,780	21,859

Structure of turnover by securities in October 2004



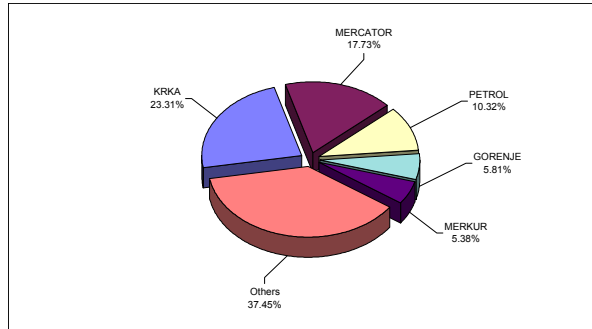
Structure of turnover by securities - all markets - October 2004



C3) MOST TRADED SECURITIES IN OCTOBER 2004

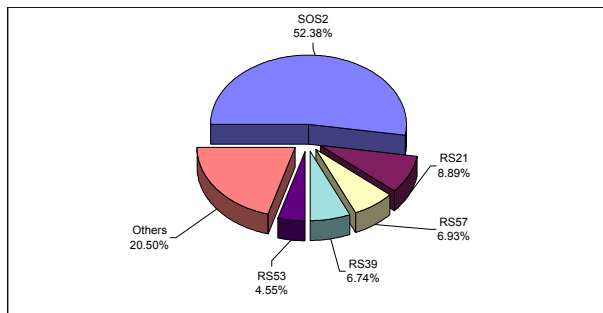
MOST TRADED SHARES

Issuer	Turnover (in SITm) - order book trades only	Market capitalisation as of 31 Oct 2004 (in SITm)	Number of bargains - order book trades only
KRKA	2,180	292,327	1,451
MERCATOR	1,658	136,149	976
PETROL	965	132,836	721
GORENJE	543	78,326	579
MERKUR	503	44,927	319
Others	3,503	994,155	11,020
Total	9,352	1,678,721	15,066



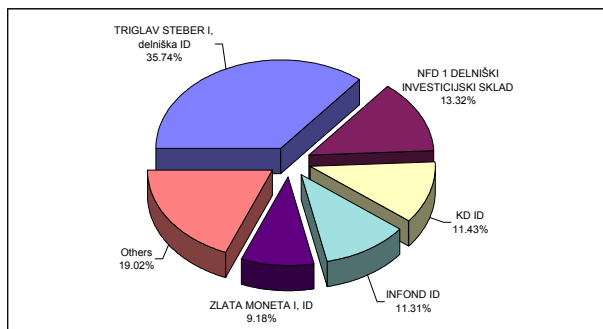
MOST TRADED BONDS

Issue	Turnover (in SITm) - order book trades only	Market capitalisation as of 31 Oct 2004 (in SITm)	Number of bargains - order book trades only
SLOVENSKA ODŠKODNINSKA DRUŽBA 2 nd issue	858	137,235	358
REPUBLIKA SLOVENIJA 21 th issue	146	17,714	39
REPUBLIKA SLOVENIJA 57 th issue	114	85,586	26
REPUBLIKA SLOVENIJA 39 th issue	110	24,084	403
REPUBLIKA SLOVENIJA 53 th issue	74	25,661	29
Others	336	762,241	157
Total	1,638	1,052,521	1,012



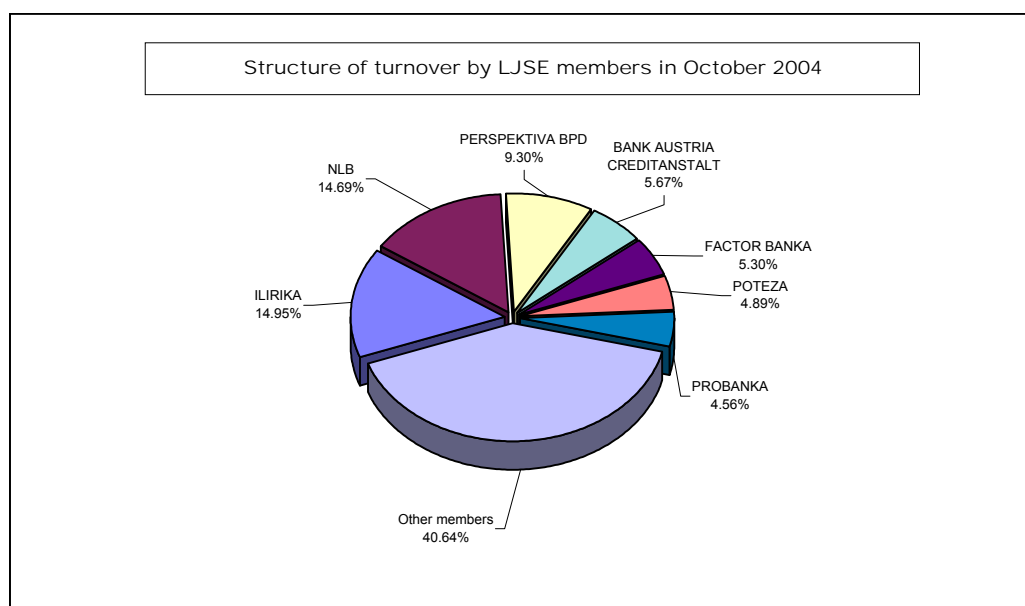
MOST TRADED INVESTMENT FUNDS

INVESTMENT FUNDS	Turnover (in SITm) - order book trades only	Market capitalisation as of 31 Oct 2004 (in SITm)	Number of bargains - order book trades only
TRIGLAV STEBER I, delniška ID	826	55,120	1,289
NFD 1 DELNIŠKI INVESTICIJSKI SKLAD	308	53,807	593
KD ID	264	20,502	570
INFOND ID	261	21,256	517
ZLATA MONETA I, ID	212	19,054	394
Others	440	59,776	2,302
Total	2,311	229,516	5,665



C4) TURNOVER BY LJSE MEMBERS IN OCTOBER 2004

Member	Official market (in SIT)	Free market (in SIT)	Total (in SIT)	Share in turnover
1 ILIRIKA	2,851,816,049	5,009,932,795	7,861,748,844	14.95%
2 NLB	4,292,221,212	3,432,924,052	7,725,145,264	14.69%
3 PERSPEKTIVA BPD	3,236,508,611	1,654,499,231	4,891,007,842	9.30%
4 BANK AUSTRIA CREDITANSTALT	2,786,511,349	193,238,372	2,979,749,721	5.67%
5 FACTOR BANKA	1,875,209,412	913,201,050	2,788,410,462	5.30%
6 POTEZA	1,178,428,330	1,394,832,088	2,573,260,418	4.89%
7 PROBANKA	636,140,289	1,764,417,524	2,400,557,813	4.56%
8 GBD GORENJSKA BORZNO POSREDNIŠKA DRUŽBA	1,775,155,270	481,952,796	2,257,108,066	4.29%
9 ABANKA VIPA	979,834,457	1,256,306,162	2,236,140,619	4.25%
10 HYPO ALPE-ADRIA-BANK	577,826,783	1,465,784,146	2,043,610,930	3.89%
11 PFCI	1,249,765,912	546,975,422	1,796,741,334	3.42%
12 MARIBORSKA BPH	976,678,946	535,675,034	1,512,353,979	2.88%
13 DEŽELNA BANKA SLOVENIJE	931,343,465	468,571,196	1,399,914,661	2.66%
14 SKB BANKA	1,310,558,684	45,865,258	1,356,423,942	2.58%
15 PUBLIKUM	1,130,853,503	118,212,727	1,249,066,230	2.38%
16 ARGONOS BPH	426,841,406	608,562,825	1,035,404,232	1.97%
17 CELJSKA BORZNO-POSREDNIŠKA HIŠA	646,890,501	269,900,108	916,790,609	1.74%
18 KD BPD	691,214,114	112,402,912	803,617,026	1.53%
19 PM&A BPD	589,599,701	192,166,829	781,766,530	1.49%
20 MEDVEŠEK PUŠNIK	592,938,676	149,120,520	742,059,196	1.41%
21 CERTIUS BPH	236,672,994	477,600,582	714,273,576	1.36%
22 RAIFFEISEN KREKOVA BANKA	400,746,028	150,332,880	551,078,908	1.05%
23 BANKA KOPER	442,351,385	99,286,258	541,637,643	1.03%
24 AC - BORZNO POSREDNIŠKA HIŠA	117,387,071	334,664,656	452,051,726	0.86%
25 VERITAS BH	237,098,940	115,155,272	352,254,212	0.67%
26 MOJA DELNICA BPH	145,417,192	127,393,542	272,810,734	0.52%
27 COGITO BIS B.H.	33,822,383	172,413,296	206,235,679	0.39%
28 B P H	53,786,656	61,976,742	115,763,398	0.22%
29 GORENJSKA BANKA	14,983,179	18,543,556	33,526,735	0.06%
TOTAL	30,418,602,495	22,171,907,833	52,590,510,328	100.00%



C5) TURNOVER IN YEARS 2003 AND 2004

MONTHLY TURNOVER ON OFFICIAL MARKET

Year 2003	Number of trading days	Turnover (in SIT)		average	Number of bargains	
		per month	average per day	per bargain	per month	average per day
October	22	22,155,385,177	1,007,062,963	2,285,474	9,694	441
November	20	21,381,051,173	1,069,052,559	1,879,488	11,376	569
December	20	24,810,762,689	1,240,538,134	2,083,887	11,906	595
TOTAL	249	214,845,856,213			99,310	
AVERAGE 2003	21	17,903,821,351	862,834,764	2,163,386	8,276	399
Year 2004						
January	20	20,970,494,721	1,048,524,736	2,247,401	9,331	467
February	20	19,813,583,486	990,679,174	2,387,754	8,298	415
March	23	22,107,330,957	961,188,302	1,917,874	11,527	501
April	20	31,337,097,981	1,566,854,899	2,665,853	11,755	588
May	21	28,584,317,153	1,361,157,960	3,129,784	9,133	435
June	21	17,620,895,972	839,090,284	2,938,775	5,996	286
July	22	13,772,617,008	626,028,046	1,961,632	7,021	319
August	22	16,338,945,849	742,679,357	2,221,777	7,354	334
September	22	23,041,257,690	1,047,329,895	2,160,253	10,666	485
October	21	15,209,301,247	724,252,440	2,241,276	6,786	323
TOTAL	212	208,795,842,061			87,867	
AVERAGE 2004	21	20,879,584,206	984,886,047	2,376,271	8,787	414

MONTHLY TURNOVER ON FREE MARKET *

Year 2003	Number of trading days	Turnover (in SIT)		average	Number of bargains	
		per month	average per day	per bargain	per month	average per day
Oktober	22	10,213,605,513	464,254,796	477,316	21,398	973
November	20	9,615,165,056	480,758,253	471,817	20,379	1,019
December	20	17,423,269,468	871,163,473	778,902	22,369	1,118
TOTAL	249	125,390,839,070			242,492	
AVERAGE 2003	21	10,449,236,589	503,577,667	517,093	20,208	974
Year 2004						
January	20	11,940,838,239	597,041,912	550,294	21,699	1,085
February	20	8,368,032,649	418,401,632	331,499	25,243	1,262
March	23	14,086,634,709	612,462,379	552,937	25,476	1,108
April	20	9,389,974,965	469,498,748	433,217	21,675	1,084
May	21	10,187,798,834	485,133,278	570,489	17,858	850
June	21	8,938,831,753	425,658,655	624,438	14,315	682
July	22	9,393,594,458	426,981,566	611,244	15,368	699
August	22	9,578,975,233	435,407,965	561,027	17,074	776
September	22	10,357,166,030	470,780,274	521,037	19,878	904
October	21	11,085,953,916	527,902,567	735,484	15,073	718
TOTAL	212	103,327,800,764			193,659	
AVERAGE 2004	21	10,332,780,076	487,395,287	533,555	19,366	913

* Includes the turnover of shares, bonds, inv.funds and short-term securities.

MONTHLY TURNOVER ON ALL MARKETS

Year 2003	Number of trading days	Turnover (in SIT)		average	Number of bargains	
		per month	average per day	per bargain	per month	average per day
October	22	32,368,990,690	1,471,317,759	1,041,071	31,092	1,413
November	20	30,996,216,229	1,549,810,811	976,105	31,755	1,588
December	20	42,234,032,157	2,111,701,608	1,232,211	34,275	1,714
TOTAL	249	340,236,695,283			341,725	
AVERAGE 2003	21	28,353,057,940	1,366,412,431	995,645	28,477	1,372
Year 2004						
January	20	32,911,332,960	1,645,566,648	1,060,629	31,030	1,552
February	20	28,181,616,135	1,409,080,807	840,214	33,541	1,677
March	23	36,193,965,666	1,573,650,681	978,136	37,003	1,609
April	20	40,727,072,946	2,036,353,647	1,218,279	33,430	1,672
May	21	38,772,115,987	1,846,291,237	1,436,483	26,991	1,285
June	21	26,559,727,725	1,264,748,939	1,307,652	20,311	967
July	22	23,166,211,466	1,053,009,612	1,034,714	22,389	1,018
August	22	25,917,921,083	1,178,087,322	1,060,992	24,428	1,110
September	22	33,398,423,720	1,518,110,169	1,093,453	30,544	1,388
October	21	26,295,255,164	1,252,155,008	1,202,949	21,859	1,041
TOTAL	212	312,123,642,825			281,526	
AVERAGE 2004	21	31,212,364,283	1,472,281,334	1,108,685	28,153	1,328

TURNOVER BY SECURITIES ON ALL MARKETS OF LJUBLJANA STOCK EXCHANGE IN YEARS 1996 - 2004

Total turnover and number of bargains

Year	Number of trading days	Turnover (in SIT)		average	Number of bargains	
		per year	average per day	per bargain	per year	average per day
2004	212	312,123,642,825	1,472,281,334	1,108,685	281,526	1,328
2003	249	340,236,695,283	1,366,412,431	995,420	341,802	1,373
2002	247	481,040,836,708	1,947,533,752	1,062,358	452,805	1,833
2001	247	348,643,571,200	1,411,512,434	1,088,977	320,157	1,296
2000	249	269,617,104,598	1,082,799,617	679,818	396,602	1,593
1999	254	265,671,058,734	1,045,949,050	594,292	447,038	1,760
1998	252	173,374,959,032	687,995,869	729,680	237,604	943
1997	249	108,296,251,892	434,924,706	771,594	140,354	564
1996	240	87,004,346,423	362,518,110	662,875	131,253	547

Average turnover and number of bargains

Year	Turnover (in SIT)			Number of bargains	
	per month	per day	per bargain	per month	per day
2004	31,212,364,283	1,472,281,334	1,108,685	28,153	1,328
2003	28,353,057,940	1,366,412,431	995,420	28,484	1,373
2002	40,086,736,392	1,947,533,752	1,062,358	37,734	1,833
2001	29,053,630,933	1,411,512,434	1,088,977	26,680	1,296
2000	22,468,092,050	1,082,799,617	679,818	33,050	1,593
1999	22,139,254,895	1,045,949,050	594,292	37,253	1,760
1998	14,447,913,253	687,995,869	729,680	19,800	943
1997	9,024,687,658	434,924,706	771,594	11,696	564
1996	7,250,362,202	362,518,110	662,875	10,938	547

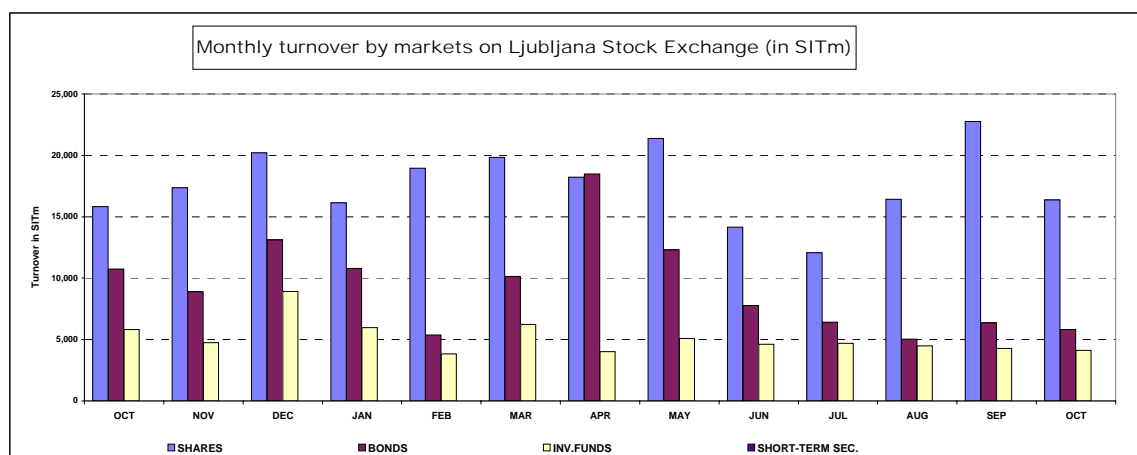
STRUCTURE OF TURNOVER

MONTHLY TURNOVER BY MARKETS ON LJUBLJANA STOCK EXCHANGE (in SIT)

YEAR 2003	OFFICIAL MARKET		FREE MARKET					TOTAL
	SHARES	BONDS	SHARES	BONDS	AUTHORISED CLOSED-END FUNDS	CLOSED-END FUNDS	SHORT-TERM SECURITIES	
October	13,119,846,272	9,035,538,905	2,696,926,376	1,703,632,094	2,035,993,575	3,777,053,468	0	32,368,990,690
November	13,995,131,984	7,385,919,189	3,362,332,486	1,500,315,991	2,442,909,425	2,309,607,154	0	30,996,216,229
December	13,836,949,777	10,973,812,912	6,369,766,697	2,150,263,378	2,384,095,121	6,519,144,272	0	42,234,032,157
TOTAL 2003	107,677,387,009	107,168,469,204	41,649,651,876	22,548,802,812	28,609,026,812	32,235,247,570	348,110,000	340,236,695,283
Year 2004								
January	11,873,280,923	9,097,213,798	4,266,845,518	1,699,284,291	1,231,656,404	4,743,052,026	0	32,911,332,960
February	15,852,136,394	3,961,447,092	3,104,671,302	1,419,844,425	437,150,703	3,406,366,219	0	28,181,616,135
March	13,940,630,014	8,166,700,943	5,888,510,038	1,961,703,646	1,415,755,465	4,820,665,560	0	36,193,965,666
April	14,080,522,204	17,256,575,777	4,136,457,868	1,227,216,741	338,293,187	3,688,007,169	0	40,727,072,946
May	17,516,930,094	11,067,387,059	3,858,634,120	1,235,366,339	119,782,341	4,974,016,034	0	38,772,115,987
June	11,372,100,788	6,248,795,184	2,791,532,951	1,526,374,080	132,584,610	4,488,340,112	0	26,559,727,725
July	9,236,795,958	4,535,821,050	2,824,991,655	1,872,427,868	424,708,999	4,271,465,936	0	23,166,211,466
August	13,658,292,431	2,680,653,419	2,761,443,286	2,338,663,056	401,844,354	4,077,024,537	0	25,917,921,083
September	18,713,368,310	4,327,889,380	4,042,792,792	2,036,874,461	37,096,342	4,240,402,434	0	33,398,423,720
October	10,933,000,164	4,276,301,084	5,428,061,291	1,540,058,981	32,086,790	4,085,746,855	0	26,295,255,164
TOTAL 2004	137,177,057,278	71,618,784,786	39,103,940,820	16,857,813,888	4,570,959,194	42,795,086,883	0	312,123,642,851

MONTHLY TURNOVER BY SECURITIES ON LJUBLJANA STOCK EXCHANGE (in SIT)

YEAR 2003	SHARES	BONDS	INVESTMENT FUNDS	SHORT-TERM SECURITIES	TOTAL
October	15,816,772,648	10,739,170,999	5,813,047,043	0	32,368,990,690
November	17,357,464,470	8,886,235,180	4,752,516,579	0	30,996,216,229
December	20,206,716,474	13,124,076,290	8,903,239,393	0	42,234,032,157
TOTAL 2003	149,327,038,885	129,717,272,016	60,844,274,382	348,110,000	340,236,695,283
Year 2004					
January	16,140,126,441	10,796,498,089	5,974,708,430	0	32,911,332,960
February	18,956,807,696	5,381,291,517	3,843,516,922	0	28,181,616,135
March	19,829,140,052	10,128,404,589	6,236,421,025	0	36,193,965,666
April	18,216,980,072	18,483,792,518	4,026,300,356	0	40,727,072,946
May	21,375,564,214	12,302,753,398	5,093,798,375	0	38,772,115,987
June	14,163,633,738	7,775,169,264	4,620,924,722	0	26,559,727,725
July	12,061,787,612	6,408,248,919	4,696,174,935	0	23,166,211,466
August	16,419,735,716	5,019,316,475	4,478,868,891	0	25,917,921,083
September	22,756,161,102	6,364,763,841	4,277,498,777	0	33,398,423,720
October	16,361,061,455	5,816,360,065	4,117,833,645	0	26,295,255,164
TOTAL 2004	176,280,998,099	88,476,598,675	47,366,046,077	0	312,123,642,851



D) MARKET CAPITALISATION

MARKET CAPITALISATION - OFFICIAL MARKET (in SIT)

	31 Oct 2003	31 Dec 2003	30 Sep 2004	31 Oct 2004	Index 31 Oct 2004 / 30 Sep 2004	Index 31 Oct 2004 / 31 Dec 2003	Index 31 Oct 2004 / 31 Oct 2003	Share
SHARES	908,731,259,642	978,082,384,866	1,203,328,026,151	1,210,116,781,632	101	124	133	58.38%
Banks	2,320,000,000	2,446,156,000	2,480,000,000	2,480,000,000	100	101	107	0.20%
Companies	906,411,259,642	975,636,228,866	1,200,848,026,151	1,207,636,781,632	101	124	132	99.80%
BONDS	700,175,289,702	718,041,247,391	828,112,212,696	862,882,460,120	104	120	118	41.62%
State	602,587,203,082	597,558,851,786	709,171,714,248	730,270,508,891	103	122	118	84.63%
Banks	79,401,484,166	102,457,923,187	101,268,068,679	115,045,520,047	114	112	128	13.33%
Companies	18,186,602,454	18,024,472,417	17,672,429,769	17,566,431,182	99	97	97	2.04%
TOTAL	1,608,906,549,344	1,696,123,632,257	2,031,440,238,847	2,072,999,241,752	102	122	126	100.00%

MARKET CAPITALISATION - FREE MARKET (in SIT)

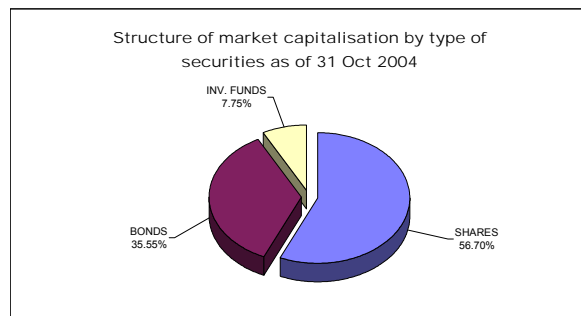
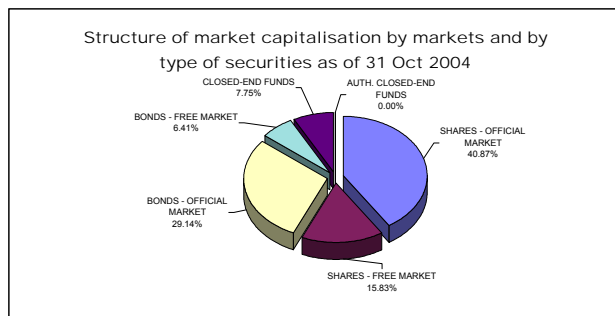
	31 Oct 2003	31 Dec 2003	30 Sep 2004	31 Oct 2004	Index 31 Oct 2004 / 30 Sep 2004	Index 31 Oct 2004 / 31 Dec 2003	Index 31 Oct 2004 / 31 Oct 2003	Share
SHARES	301,407,614,329	361,600,575,085	442,508,813,768	468,603,998,631	106	130	155	52.79%
Companies	301,407,614,329	361,600,575,085	442,508,813,768	468,603,998,631	106	130	155	100.00%
BONDS	156,762,184,918	157,270,201,206	188,795,264,254	189,638,563,138	100	121	121	21.36%
State	131,159,271,722	132,561,415,045	138,344,863,821	139,220,508,268	101	105	106	73.41%
Banks	20,478,604,059	20,521,003,185	37,269,382,877	37,237,658,416	100	181	182	19.64%
Companies	5,124,309,138	4,187,782,977	5,986,765,556	5,986,483,454	100	143	117	3.16%
Insurance companies			7,194,252,000	7,193,913,000	100	-	-	3.79%
CLOSED-END FUNDS	129,751,451,294	151,799,714,300	229,907,700,635	229,515,706,845	100	151	177	25.85%
AUTH. CLOSED-END FUNDS	99,489,126,766	75,196,858,639	3,799,514,573	-	-	-	-	-
TOTAL *	687,410,377,308	745,867,349,231	865,011,293,231	887,758,268,614	103	119	129	100.00%
TOTAL SHARES	1,210,138,873,971	1,339,682,959,951	1,645,836,839,919	1,678,720,780,263	102	125	139	56.82%
TOTAL BONDS	856,937,474,620	875,311,448,597	1,016,907,476,950	1,052,521,023,258	104	120	123	35.11%
INVESTMENT FUNDS	229,240,578,060	226,996,572,939	233,707,215,208	229,515,706,845	98	101	100	8.07%
TOTAL CAPITALISATION ON LJSE *	2,296,316,926,652	2,441,990,981,488	2,896,451,532,077	2,960,757,510,366	102	121	129	100.00%

* Investment funds are included in market capitalisation

On 31 Oct 2004, the total market capitalisation of all shares traded, without investment funds, on the Ljubljana Stock Exchange (SIT 1,678.7 billion) corresponded to 29.6% of GDP in 2003 - SIT 5,671 billion (at current prices; as reported by the Statistical Office of the Republic of Slovenia).

EXCHANGE RATES:

1USD=201.3032 SIT as of 31 Oct 2003	1USD=189.3674 SIT as of 31 Dec 2003	1USD= 194.8236 SIT as of 30 Sep 2004	1USD=188.0003 SIT as of 30 Oct 2004
1EUR=235.726 SIT as of 31 Oct 2003	1EUR=236.6903 SIT as of 31 Dec 2003	1EUR=239.8084 SIT as of 30 Sep 2004	1EUR=239.7944 SIT as of 30 Oct 2004



D1) MARKET CAPITALISATION OF SHARES - OFFICIAL MARKET

Issue	Number of shares traded	Number of issued shares	Share of traded shares	Price as of 29 Oct 2004	Market capitalisation as of 31 Oct 2004 (in SIT)	Market capitalisation as of 31 Oct 2004 (in EUR)	Market capitalisation as of 31 Oct 2004 (in USD)
Common shares	-	-	-	-	1,207,636,781,632	5,036,134,212	6,423,589,652
1 KRKA	3,542,612	3,542,612	100.00%	82,517 SIT	292,326,777,188	1,219,072,577	1,554,927,185
2 MERCATOR	3,208,504	3,208,504	100.00%	42,434 SIT	136,149,434,141	567,775,703	724,197,962
3 PETROL	2,086,301	2,086,301	100.00%	63,671 SIT	132,836,370,259	553,959,435	706,575,310
4 GORENJE	12,200,000	12,200,000	100.00%	6,420 SIT	78,325,830,000	326,637,444	416,626,090
5 SAVA	2,006,987	2,006,987	100.00%	37,945 SIT	76,154,318,920	317,581,724	405,075,518
6 PIVOVARNA LAŠKO	8,747,652	8,747,652	100.00%	7,380 SIT	64,555,047,464	269,209,988	343,377,364
7 INTEREUROPA	7,902,413	7,902,413	100.00%	7,500 SIT	59,267,781,403	247,160,824	315,253,653
8 LUKA KOPER	7,140,000	7,140,000	100.00%	8,150 SIT	58,191,071,400	242,670,685	309,526,482
9 ISTRABENZ	5,180,000	5,180,000	100.00%	9,033 SIT	46,790,940,000	195,129,411	248,887,582
10 MERKUR	1,214,585	1,214,585	100.00%	36,990 SIT	44,927,110,483	187,356,796	238,973,611
11 PIVOVARNA UNION	451,114	451,114	100.00%	72,500 SIT	32,705,765,000	136,390,862	173,966,558
12 DROGA PORTOROŽ	282,768	282,768	100.00%	90,001 SIT	25,449,315,110	106,129,731	135,368,481
13 TERME ČATEŽ	597,916	597,916	100.00%	38,054 SIT	22,753,256,901	94,886,523	121,027,769
14 KOLINSKA	3,166,992	3,169,525	99.92%	6,196 SIT	19,621,383,965	81,825,864	104,368,897
15 AERODROM	1,936,229	1,936,229	100.00%	10,130 SIT	19,614,212,755	81,795,958	104,330,752
16 DELO	667,464	667,464	100.00%	28,989 SIT	19,349,113,896	80,690,433	102,920,654
17 SALUS	134,980	134,980	100.00%	123,999 SIT	16,737,368,822	69,798,831	89,028,415
18 ETOL	254,619	254,619	100.00%	62,000 SIT	15,786,378,000	65,832,972	83,969,962
19 ŽITO	353,715	353,715	100.00%	39,100 SIT	13,830,256,500	57,675,477	73,565,077
20 RADENSKA	5,061,856	5,061,856	100.00%	1,950 SIT	9,870,619,200	41,162,843	52,503,210
21 COMET	1,700,688	1,700,688	100.00%	2,610 SIT	4,438,795,680	18,510,840	23,610,578
22 MLINOTEST	2,389,177	2,389,177	100.00%	1,849 SIT	4,417,588,273	18,422,400	23,497,772
23 KOMPAS MTS	2,973,005	2,973,005	100.00%	1,360 SIT	4,043,286,800	16,861,473	21,506,810
24 DELO PRODAJA	593,549	593,549	100.00%	6,300 SIT	3,739,358,700	15,594,020	19,890,174
25 EMONA OBALA KOPER	1,741,456	1,741,456	100.00%	1,220 SIT	2,124,750,466	8,860,718	11,301,846
26 GRADB.PODJETJE GROSUPLJE	199,411	199,411	100.00%	6,800 SIT	1,355,994,800	5,654,823	7,212,727
27 TEHNOUNION	84,005	84,005	100.00%	12,701 SIT	1,066,947,505	4,449,426	5,675,244
28 GEODETSKI ZAVOD SLOVENIJE	379,820	379,820	100.00%	2,000 SIT	759,640,000	3,167,880	4,040,632
29 NIKA	186,695	186,695	100.00%	2,400 SIT	448,068,000	1,868,551	2,383,337
Preferred shares	-	-	-	-	2,480,000,000	10,342,193	13,191,468
1 PROBANKA	400,000	400,000	100.00%	6,200 SIT	2,480,000,000	10,342,193	13,191,468
TOTAL SHARES	-	-	-	-	1,210,116,781,632	5,046,476,405	6,436,781,120

EXCHANGE RATES		
1 USD=	188.0003	SIT as of 30 Oct 2004
1 EUR=	239.7944	SIT as of 30 Oct 2004

MARKET CAPITALISATION OF SHARES - FREE MARKET

Issue	Number of shares traded	Number of issued shares	Share of traded shares	Price as of 29 Oct 2004	Market capitalisation as of 31 Oct 2004 (in SIT)	Market capitalisation as of 31 Oct 2004 (in EUR)	Market capitalisation as of 31 Oct 2004 (in USD)
Common shares	-	-	-	-	466,863,959,131	1,946,934,370	2,483,314,969
1 HELIOS	219,861	219,861	100.00%	229,533 SIT	50,465,427,467	210,452,902	268,432,696
2 NFD HOLDING	30,184,540	30,184,540	100.00%	895 SIT	27,006,711,629	112,624,447	143,652,492
3 ZVON ENA HOLDING	11,520,720	11,520,720	100.00%	2,214 SIT	25,512,173,611	106,391,866	135,702,835
4 CINKARNA	812,477	814,626	99.74%	25,800 SIT	20,961,906,600	87,416,164	111,499,325
5 JUTEKS	641,432	641,432	100.00%	32,500 SIT	20,846,540,000	86,935,058	110,885,674
6 AKTIVA INVEST	815,773	815,773	100.00%	24,846 SIT	20,268,818,324	84,525,820	107,812,691
7 ISKRA AVTOELEKTRIKA	1,608,313	1,608,313	100.00%	12,100 SIT	19,460,732,048	81,155,907	103,514,367
8 KD GROUP	186,436	186,436	100.00%	99,990 SIT	18,641,735,640	77,740,496	99,158,010
9 LESNINA	76,495	76,495	100.00%	241,501 SIT	18,473,593,752	77,039,304	98,263,640
10 BELINKA HOLDING	2,702,532	2,702,532	100.00%	6,400 SIT	17,295,934,547	72,128,184	91,999,505
11 INFOND HOLDING	16,833,414	16,833,414	100.00%	971 SIT	16,339,016,631	68,137,607	86,909,524
12 AKTIVA NALOŽBE	13,591,508	13,591,508	100.00%	990 SIT	13,455,592,920	56,113,041	71,572,189
13 KD HOLDING	924,969	924,969	100.00%	11,420 SIT	10,563,312,474	44,051,539	56,187,743
14 CETIS	200,000	220,642	90.64%	44,133 SIT	8,826,666,000	36,809,308	46,950,276
15 TRIGLAV, finančna družba	6,356,989	6,356,989	100.00%	1,252 SIT	7,956,280,293	33,179,592	42,320,572
16 ZVON DVA HOLDING	14,120,934	14,120,934	100.00%	516 SIT	7,285,272,269	30,381,328	38,751,386
17 DZS	1,429,368	1,686,384	84.76%	5,003 SIT	7,151,128,104	29,821,915	38,037,855
18 VIPA HOLDING	7,347,565	7,347,565	100.00%	900 SIT	6,612,808,500	27,576,993	35,174,457
19 MAKSIMA HOLDING	6,399,850	6,399,850	100.00%	1,025 SIT	6,562,470,189	27,367,070	34,906,701
20 ARKADA HOLDING	6,640,325	6,640,325	100.00%	940 SIT	6,241,905,500	26,030,239	33,201,572
21 TRIGLAV NALOŽBE	13,182,366	13,182,366	100.00%	420 SIT	5,539,362,017	23,100,464	29,464,645
22 KD Naložbe	9,566,329	9,566,329	100.00%	560 SIT	5,359,248,832	22,349,349	28,506,597
23 FRUCTAL	2,504,151	2,505,613	99.94%	2,050 SIT	5,133,509,550	21,407,963	27,305,858
24 KS2 NALOŽBE	10,911,340	10,911,340	100.00%	405 SIT	4,423,566,349	18,447,330	23,529,571
25 ETRA 33	45,423	45,423	100.00%	94,022 SIT	4,270,738,595	17,810,001	22,716,658
26 GRAND HOTEL UNION	1,814,613	1,814,613	100.00%	2,351 SIT	4,266,155,163	17,790,887	22,692,278
27 ZLATA MONETA II	8,232,861	8,232,861	100.00%	509 SIT	4,189,538,306	17,471,377	22,284,743
28 MEDALJON	1,734,000	1,734,000	100.00%	2,300 SIT	3,988,200,000	16,631,748	21,213,796
29 MAKSIMA INVEST	7,451,949	7,451,949	100.00%	521 SIT	3,885,893,326	16,205,105	20,669,612
30 TOVARNA SLADKORJA ORMOŽ	497,163	497,163	100.00%	7,800 SIT	3,877,871,400	16,171,651	20,626,943
31 SATURNUS EMBALAŽA	84,064	85,929	97.83%	44,990 SIT	3,782,039,360	15,772,009	20,117,199
32 SWATY	288,940	288,940	100.00%	13,000 SIT	3,756,220,000	15,664,336	19,979,862
33 TOSAMA	295,670	295,670	100.00%	12,700 SIT	3,755,009,000	15,659,286	19,973,420
34 HOTELI PALACE	2,346,102	2,346,102	100.00%	1,500 SIT	3,519,387,610	14,676,688	18,720,117
35 JATA EMONA	3,197,534	3,197,534	100.00%	1,070 SIT	3,421,681,133	14,269,229	18,200,403
36 MITOL	770,509	770,509	100.00%	4,400 SIT	3,390,239,600	14,138,110	18,033,161
37 SLOVENIJALES	273,604	273,604	100.00%	11,800 SIT	3,228,527,200	13,463,731	17,172,990
38 MARINA PORTOROŽ	313,932	313,932	100.00%	9,341 SIT	2,932,501,598	12,229,233	15,598,388
39 GORENJSKI TISK	960,176	1,070,328	89.71%	3,000 SIT	2,880,528,000	12,012,491	15,321,933
40 MIP	1,478,742	1,478,742	100.00%	1,800 SIT	2,661,735,600	11,100,074	14,158,145
41 KOMPAS HOTELI	162,700	162,700	100.00%	15,550 SIT	2,529,985,000	10,550,643	13,457,346
42 MELAMIN	466,489	466,489	100.00%	5,008 SIT	2,336,251,550	9,742,728	12,426,850
43 INFOND HOLDING 1	3,777,004	3,777,004	100.00%	614 SIT	2,318,627,216	9,669,230	12,333,104
44 LIV POSTOJNA	161,600	161,600	100.00%	14,000 SIT	2,262,400,000	9,434,749	12,034,023
45 LIP BLED	2,155,899	2,155,899	100.00%	1,000 SIT	2,155,899,000	8,990,614	11,467,530
46 PLAMA - PUR	686,798	686,798	100.00%	3,110 SIT	2,135,941,780	8,907,388	11,361,374
47 POM-INVEST	2,241,983	2,241,983	100.00%	860 SIT	1,928,464,097	8,042,157	10,257,771
48 COLOR	950,391	950,391	100.00%	2,000 SIT	1,900,782,000	7,926,716	10,110,526
49 MODRA LINIJA HOLDING	1,882,991	1,882,991	100.00%	920 SIT	1,732,351,720	7,224,321	9,214,622
50 VIZIJA HOLDING	2,277,503	2,277,503	100.00%	700 SIT	1,594,252,100	6,648,413	8,480,051
51 HRAM HOLDING	4,346,667	4,346,667	100.00%	364 SIT	1,582,360,655	6,598,822	8,416,799
52 CERTIUS INVEST	3,091,062	3,091,062	100.00%	500 SIT	1,545,531,000	6,445,234	8,220,896
53 MEDVEŠEK PUŠNIK	80,000	80,000	100.00%	18,000 SIT	1,440,000,000	6,005,144	7,659,562
54 MERCATA	2,891,874	2,891,874	100.00%	461 SIT	1,334,252,826	5,564,153	7,097,078
55 AKTIVA AVANT	2,951,872	2,951,872	100.00%	450 SIT	1,328,342,400	5,539,506	7,065,640
56 KEMA PUCONCI	217,346	217,346	100.00%	6,000 SIT	1,304,076,000	5,438,309	6,936,563
57 VIZIJA HOLDING ENA	2,129,725	2,129,725	100.00%	600 SIT	1,277,835,000	5,328,878	6,796,984

Issue	Number of shares traded	Number of issued shares	Share of traded shares	Price as of 29 Oct 2004	Market capitalisation as of 31 Oct 2004 (in SIT)	Market capitalisation as of 31 Oct 2004 (in EUR)	Market capitalisation as of 31 Oct 2004 (in USD)
58 INTERTRADE ITS	1,260,000	1,260,000	100.00%	955 SIT	1,203,300,000	5,018,049	6,400,522
59 M1	2,681,638	2,681,638	100.00%	440 SIT	1,179,920,720	4,920,552	6,276,164
60 NIKO ŽELEZNIKI	35,875	35,875	100.00%	32,350 SIT	1,160,556,250	4,839,797	6,173,162
61 TERME DOBRNA	682,010	692,542	98.48%	1,580 SIT	1,077,575,800	4,493,749	5,731,777
62 GOZDNO GOSPODARSTVO BLED	611,900	611,900	100.00%	1,740 SIT	1,064,767,190	4,440,334	5,663,646
63 NAMA	953,752	953,752	100.00%	1,050 SIT	1,001,439,600	4,176,243	5,326,798
64 POM-NALOŽBE	2,296,500	2,296,500	100.00%	395 SIT	907,117,500	3,782,897	4,825,085
65 RTC KRVAVEC	1,155,734	1,155,734	100.00%	750 SIT	867,297,466	3,616,838	4,613,277
66 GORIŠKE OPEKARNE	392,725	523,634	75.00%	2,000 SIT	785,450,000	3,275,514	4,177,919
67 VELANA	1,409,645	1,409,645	100.00%	550 SIT	775,304,750	3,233,206	4,123,955
68 FOND INVEST	595,241	595,241	100.00%	1,300 SIT	773,872,824	3,227,235	4,116,338
69 IMP KLIMAT	353,900	353,900	100.00%	2,018 SIT	714,028,640	2,977,670	3,798,019
70 JADRAN	165,302	165,302	100.00%	4,300 SIT	710,826,701	2,964,317	3,780,987
71 FINIRA	2,179,206	2,179,206	100.00%	324 SIT	706,062,744	2,944,451	3,755,647
72 TRDNJAVA HOLDING	2,593,123	2,593,123	100.00%	270 SIT	700,661,835	2,921,927	3,726,919
73 UNIT-AS LJUBLJANA	173,377	173,377	100.00%	4,000 SIT	693,508,000	2,892,094	3,688,866
74 INTERTRADE ITA	69,531	69,531	100.00%	9,702 SIT	674,589,762	2,813,201	3,588,238
75 GEA TOVARNA OLJA	660,348	846,600	78.00%	1,003 SIT	662,329,044	2,762,071	3,523,021
76 ŽITO INTES	2,518,194	2,518,194	100.00%	261 SIT	657,500,453	2,741,934	3,497,337
77 JAVOR PIVKA	1,194,700	1,194,700	100.00%	549 SIT	655,985,876	2,735,618	3,489,281
78 KOŠAKI TMI	43,236	43,236	100.00%	15,000 SIT	648,540,000	2,704,567	3,449,675
79 ALPETOUR POTOVALNA AGENCIJA	263,042	263,042	100.00%	2,360 SIT	620,779,120	2,588,797	3,302,011
80 INTARA	101,000	101,000	100.00%	6,000 SIT	606,000,000	2,527,165	3,223,399
81 KRONA HOLDING	1,287,121	1,287,121	100.00%	450 SIT	579,204,450	2,415,421	3,080,870
82 OLJARICA	70,404	70,404	100.00%	8,000 SIT	563,238,336	2,348,839	2,995,944
83 ŽELEZARNA RAVNE - MONTER DRAVOGRAD	359,761	359,761	100.00%	1,475 SIT	530,647,475	2,212,927	2,822,588
84 INTEGRAL JESENICE	243,784	256,556	95.02%	2,100 SIT	511,946,400	2,134,939	2,723,115
85 HIDROTEHNIK	384,472	384,472	100.00%	1,300 SIT	499,852,047	2,084,503	2,658,783
86 ELMO	708,000	708,000	100.00%	705 SIT	499,140,000	2,081,533	2,654,996
87 LESNINA EMMI	684,037	714,827	95.69%	724 SIT	495,140,182	2,064,853	2,633,720
88 GRADIS GP	304,750	304,750	100.00%	1,530 SIT	466,267,500	1,944,447	2,480,142
89 AGROKOMBINAT MARIBOR	453,956	499,291	90.92%	873 SIT	396,394,379	1,653,059	2,108,477
90 NK2 NALOŽBE	1,255,432	1,255,432	100.00%	303 SIT	380,772,526	1,587,913	2,025,383
91 UNITAS, LJUBLJANA	173,377	173,377	100.00%	2,110 SIT	365,825,470	1,525,580	1,945,877
92 DANA	356,128	404,231	88.10%	1,001 SIT	356,519,741	1,486,773	1,896,379
93 KLASJE	820,343	820,343	100.00%	403 SIT	330,598,229	1,378,674	1,758,498
94 IMP ČRPALKE	333,034	333,034	100.00%	990 SIT	329,703,660	1,374,943	1,753,740
95 INLES	609,005	609,005	100.00%	503 SIT	306,329,515	1,277,467	1,629,410
96 GEA COLLEGE	247,930	247,930	100.00%	1,215 SIT	301,234,950	1,256,222	1,602,311
97 TRDNJAVA I HOLDING	891,750	891,750	100.00%	321 SIT	286,109,070	1,193,143	1,521,854
98 SVILANIT	408,487	410,407	99.53%	601 SIT	245,541,536	1,023,967	1,306,070
99 TEKSTINA	1,127,293	1,503,057	75.00%	204 SIT	229,967,772	959,021	1,223,231
100 MK TISKARNA	103,954	103,954	100.00%	2,200 SIT	228,698,800	953,729	1,216,481
101 CREINA	48,594	48,594	100.00%	4,601 SIT	223,580,994	932,386	1,189,259
102 METALKA TRGOVINA	1,152,048	1,152,048	100.00%	188 SIT	216,792,393	904,076	1,153,149
103 CAPITA	315,963	315,963	100.00%	551 SIT	173,937,632	725,362	925,199
104 LIZ INŽENIRING	123,846	123,846	100.00%	1,400 SIT	173,384,400	723,054	922,256
105 EGOLES	258,300	258,300	100.00%	550 SIT	142,065,000	592,445	755,664
106 ZDRAVILIŠČE ROGAŠKA	898,110	961,898	93.37%	138 SIT	123,939,180	516,856	659,250
107 SIJAJ HRASTNIK	26,880	26,880	100.00%	2,000 SIT	53,760,000	224,192	285,957
108 JELEN	50,849	67,798	75.00%	800 SIT	40,679,200	169,642	216,378
109 SVILA	1,263,478	1,263,478	100.00%	30 SIT	37,904,340	158,070	201,619
110 AVTOPREVOZNIŠTVO IN SERVISI	308,696	308,696	100.00%	73 SIT	22,513,199	93,885	119,751
111 UPIMO GROUP	215,000	215,000	100.00%	35 SIT	7,525,000	31,381	40,027
Preferred shares	-	-	-	-	1,740,039,500	7,256,381	9,255,514
1 KD HOLDING	266,413	266,413	100.00%	6,500 SIT	1,731,684,500	7,221,539	9,211,073
2 ZDRAVILIŠČE ROGAŠKA	27,850	30,000	92.83%	300 SIT	8,355,000	34,842	44,441
TOTAL SHARES					468,603,998,631	1,954,190,751	2,492,570,483

EXCHANGE RATES	1 USD=	188.0003 SIT as of 30 Oct 2004
	1 EUR=	239.7944 SIT as of 30 Oct 2004

D2) MARKET CAPITALISATION OF BONDS - OFFICIAL MARKET

Issue	Number of issued bonds	Price as of 29 Oct 2004	Principal amt. as of 30 Sep 2004	Currency of denomination	Market capitalisation as of 31 Oct 2004 (in SIT)	Market capitalisation as of 31 Oct 2004 (in EUR)	Market capitalisation as of 31 Oct 2004 (in USD)
1 REPUBLIKA SLOVENIJA 57 th issue	8,229,412	104.00	10,000.00	SIT	85,585,884,800	356,913,609	455,243,342
2 REPUBLIKA SLOVENIJA 56 th issue	5,000,000	102.45	10,000.00	SIT	51,225,000,000	213,620,502	272,472,969
3 REPUBLIKA SLOVENIJA 51 st issue	4,447,050	106.00	10,000.00	SIT	47,138,730,000	196,579,778	250,737,525
4 REPUBLIKA SLOVENIJA 52 nd issue	4,000,000	107.00	10,000.00	SIT	42,800,000,000	178,486,237	227,659,211
5 REPUBLIKA SLOVENIJA 33 rd issue	248,716	140.00	511.29	EUR	42,691,654,448	178,034,410	227,082,906
6 REPUBLIKA SLOVENIJA 54 th issue	3,000,000	108.00	10,000.00	SIT	32,400,000,000	135,115,749	172,340,151
7 REPUBLIKA SLOVENIJA 55 th issue	3,035,000	103.59	10,000.00	SIT	31,439,565,000	131,110,505	167,231,462
8 REPUBLIKA SLOVENIJA 38 th issue	1,000,000	113.80	100.00	EUR	27,288,909,980	113,801,281	145,153,545
9 REPUBLIKA SLOVENIJA 10 th issue	5,218,961	100.22	5,018.25	SIT	26,656,529,092	111,164,102	141,789,822
10 REPUBLIKA SLOVENIJA 53 rd issue	1,000,000	107.01	100.00	EUR	25,660,687,671	107,011,205	136,492,802
11 REPUBLIKA SLOVENIJA 39 th issue	30,000,000	100.35	800.00	SIT	24,084,000,000	100,436,040	128,106,179
12 REPUBLIKA SLOVENIJA 27 th issue	1,700,000	106.00	10,000.00	SIT	18,020,000,000	75,147,710	95,850,911
13 REPUBLIKA SLOVENIJA 37 th issue	1,700,000	105.20	10,000.00	SIT	17,884,000,000	74,580,557	95,127,508
14 REPUBLIKA SLOVENIJA 21 th issue	2,000,000	98.41	9,000.00	SIT	17,713,800,000	73,870,783	94,222,190
15 REPUBLIKA SLOVENIJA 34 th issue	1,691,000	104.50	10,000.00	SIT	17,670,950,000	73,692,088	93,994,265
16 REPUBLIKA SLOVENIJA 43 rd issue	1,560,000	102.50	10,000.00	SIT	15,990,000,000	66,682,124	85,053,056
17 REPUBLIKA SLOVENIJA 40 th issue	1,500,000	103.69	10,000.00	SIT	15,553,500,000	64,861,815	82,731,251
18 REPUBLIKA SLOVENIJA 50 th issue	612,818	103.00	100.00	EUR	15,136,053,860	63,120,965	80,510,796
19 REPUBLIKA SLOVENIJA 35 th issue	1,400,000	105.89	10,000.00	SIT	14,824,600,000	61,822,128	78,854,129
20 REPUBLIKA SLOVENIJA 29 th issue	550,000	107.10	100.00	EUR	14,125,248,176	58,905,663	75,134,179
21 REPUBLIKA SLOVENIJA 18 th issue	500,000	107.00	100.00	EUR	12,829,144,850	53,500,602	68,240,023
22 REPUBLIKA SLOVENIJA 26 th issue	500,000	107.00	100.00	EUR	12,829,144,850	53,500,602	68,240,023
23 REPUBLIKA SLOVENIJA 41 st issue	1,200,000	104.10	10,000.00	SIT	12,492,000,000	52,094,628	66,446,702
24 REPUBLIKA SLOVENIJA 42 nd issue	1,200,000	104.00	10,000.00	SIT	12,480,000,000	52,044,585	66,382,873
25 REPUBLIKA SLOVENIJA 36 th issue	1,200,000	103.70	10,000.00	SIT	12,444,000,000	51,894,456	66,191,384
26 NLB 13 th issue	117,335	106.01	100,000.00	SIT	12,438,683,350	51,872,285	66,163,104
27 REPUBLIKA SLOVENIJA 45 th issue	1,211,249	101.00	10,000.00	SIT	12,233,614,900	51,017,100	65,072,316
28 NLB 10 th issue	108,243	105.10	100,000.00	SIT	11,376,339,300	47,442,056	60,512,347
29 NLB 9 th issue	108,474	103.00	100,000.00	SIT	11,172,822,000	46,593,340	59,429,809
30 REPUBLIKA SLOVENIJA 23 rd issue	400,000	110.40	100.00	EUR	10,589,439,936	44,160,497	56,326,718
31 REPUBLIKA SLOVENIJA 28 th issue	1,050,000	100.80	10,000.00	SIT	10,584,000,000	44,137,811	56,297,783
32 BTC HIPOTEKARNE	400,000	106.00	100.00	EUR	10,167,397,040	42,400,477	54,081,813
33 REPUBLIKA SLOVENIJA 17 th issue	900,000	103.75	10,000.00	SIT	9,337,500,000	38,939,608	49,667,474
34 REPUBLIKA SLOVENIJA 25 th issue	800,000	105.50	10,000.00	SIT	8,440,000,000	35,196,819	44,893,545
35 REPUBLIKA SLOVENIJA 22 nd issue	800,000	104.50	10,000.00	SIT	8,360,000,000	34,863,199	44,468,014
36 NLB 12 th issue	80,000	102.10	100,000.00	SIT	8,168,000,000	34,062,514	43,446,739
37 REPUBLIKA SLOVENIJA 49 th issue	78,392	105.50	380.00	EUR	7,536,188,062	31,427,707	40,086,043
38 NLB 11 th issue	26,326	103.20	1,000.00	EUR	6,514,911,205	27,168,738	34,653,728
39 REPUBLIKA SLOVENIJA 32 nd issue	238,655	108.43	100.00	EUR	6,205,316,279	25,877,653	33,006,949
40 NOVA KBM 5 th issue	60,000		100,000.00	SIT	6,000,000,000	25,021,435	31,914,843
41 NLB 2 nd issue, A series	40,000	100.00	100,000.00	SIT	5,510,808,000	22,981,387	29,312,762
42 NOVA KBM 6 th issue	50,000	102.00	100,000.00	SIT	5,100,000,000	21,268,220	27,127,616
43 ABANKA VIPA 7 th issue	173,000	102.40	100.00	EUR	4,248,053,586	17,715,399	22,595,994
44 SKB OBVEZNICE 4 th issue, A series	38,182	103.30	100,000.00	SIT	3,944,200,600	16,448,260	20,979,757
45 NFD INVESTICIJSKO SVETOVANJE	16,000	105.75	135,740.00	SIT	3,371,962,797	14,061,891	17,935,944
46 ABANKA 6 th issue	135,000	102.00	100.00	EUR	3,302,006,067	13,770,155	17,563,834
47 REPUBLIKA SLOVENIJA 44 th issue	296,493	110.55	10,000.00	SIT	3,277,730,115	13,668,919	17,434,707
48 REPUBLIKA SLOVENIJA 31 st issue	294,768	107.50	10,000.00	SIT	3,168,756,000	13,214,470	16,855,058
49 BANKA CELJE 8 th issue	125,000	100.00	100.00	EUR	2,997,463,750	12,500,141	15,943,931
50 NLB 3 rd issue	12,000	103.00	1,000.00	EUR	2,963,892,156	12,360,139	15,765,359
51 NOVA KBM 3 rd issue, A series	20,000	109.50	100,000.00	SIT	2,746,492,140	11,453,529	14,608,977
52 ABANKA 4 th issue	100,000	103.00	100.00	EUR	2,469,910,130	10,300,116	13,137,799
53 ABANKA 5 th issue	100,000	102.10	100.00	EUR	2,448,328,391	10,210,115	13,023,003
54 BANKA CELJE 5 th issue	100,000	101.80	100.00	EUR	2,441,134,478	10,180,115	12,984,737
55 BANKA CELJE 3 rd issue	100,000	100.50	100.00	EUR	2,409,960,855	10,050,113	12,818,920
56 BANKA CELJE 6 th issue, A series	100,000	100.40	100.00	EUR	2,407,562,884	10,040,113	12,806,165
57 BANKA CELJE 7 th issue	100,000		100.00	EUR	2,397,971,000	10,000,113	12,755,145
58 BTC 2 nd issue	340,000	108.50	25.57	EUR	2,261,951,610	9,432,879	12,031,638
59 NOVA KBM 2 nd issue	18,000	103.00	500.00	EUR	2,222,919,117	9,270,104	11,824,019
60 NOVA KBM 3 rd issue, B series	18,000		500.00	EUR	2,158,173,900	9,000,101	11,479,630
61 DEŽELNA BANKA SLOVENIJE 3 rd issue	200,000	103.00	10,000.00	SIT	2,078,993,200	8,669,899	11,058,457
62 HOTELI BERNARDIN	20,000	103.01	357.29	EUR	1,765,119,735	7,360,971	9,388,920
63 ABANKA 3 rd issue	70,000	103.00	100.00	EUR	1,728,937,091	7,210,081	9,196,459
64 STANOVANJSKI SKLAD RS 2 nd issue	20,000	106.10	74,339.48	SIT	1,604,851,531	6,692,615	8,536,431
65 REPUBLIKA SLOVENIJA 48 th issue	60,000	105.00	100.00	EUR	1,510,721,730	6,300,071	8,035,741
66 SKB OBVEZNICE 4 th issue, B series	11,818	97.30	500.00	EUR	1,378,703,115	5,749,522	7,333,516
67 NLB 2 nd issue, B series	10,000	101.00	500.00	EUR	1,210,975,355	5,050,057	6,441,348
68 BANKA CELJE 6 th issue, B series	10,000		100,000.00	SIT	1,000,000,000	4,170,239	5,319,140
69 BANKA CELJE 4 th issue	100,000	102.10	36.34	EUR	889,722,537	3,710,356	4,732,559
70 STANOVANJSKI SKLAD RS 1 st issue	70,965	104.30	25.86	EUR	458,987,610	1,914,088	2,441,420
71 BANKA VIPA 7 th issue	10,000	100.01	162.50	EUR	389,709,255	1,625,181	2,072,918
72 BANKA VIPA 6 th issue	10,000	101.00	125.00	EUR	302,743,839	1,262,514	1,610,337
73 BANKA VIPA 5 th issue	10,000	102.00	100.00	EUR	244,593,042	1,020,011	1,301,025
74 BANKA VIPA 4 th issue	8,000	103.75	95.88	EUR	190,831,491	795,813	1,015,060
75 BANKA VIPA 3 rd issue	10,000	103.60	63.92	EUR	158,796,325	662,219	844,660
76 BANKA VIPA 2 nd issue	8,000	104.00	15.98	EUR	31,881,888	132,955	169,584
TOTAL					862,882,460,120	3,598,426,236	4,589,792,996

EXCHANGE RATES	1 USD=	188.0003 SIT as of 30 Oct 2004
	1 EUR=	239.7944 SIT as of 30 Oct 2004

MARKET CAPITALISATION OF BONDS - FREE MARKET

Issue	Number of issued bonds	Price as of 29 Oct 2004	Principal amt. as of 30 Sep 2004	Currency of denomination	Market capitalisation as of 31 Oct 2004 (in SIT)	Market capitalisation as of 31 Oct 2004 (in EUR)	Market capitalisation as of 31 Oct 2004 (in USD)
1 SLOV. ODŠKODNINSKA DRUŽBA 2 nd issue	10,500,000	106.60	51.13	EUR	137,235,422,318	572,304,534	729,974,486
2 ZAVAROVALNICA TRIGLAV 1 st issue	30,000	100.00	1,000.00	EUR	7,193,913,000	30,000,338	38,265,434
3 NLB 7 th issue	62,500	107.00	100,000.00	SIT	6,687,500,000	27,888,474	35,571,752
4 NLB 14 th issue	17,000	100.00	1,000.00	EUR	4,076,550,700	17,000,191	21,683,746
5 NLB 8 th issue	14,276	103.50	1,000.00	EUR	3,543,160,419	14,775,826	18,846,568
6 PROBANKA 7 th issue	120,000	101.70	100.00	EUR	2,926,483,808	12,204,137	15,566,378
7 POŠTNA BANKA SLOVENIJE 5 th issue	10,000	101.20	1,000.00	EUR	2,426,746,652	10,120,114	12,908,206
8 ABANKA VIPA 8 th issue	100,000	101.10	100.00	EUR	2,424,348,681	10,110,114	12,895,451
9 ABANKA VIPA 9 th issue	100,000		100.00	EUR	2,397,971,000	10,000,113	12,755,145
10 POTEZA NALOŽBE	100,000		100.00	EUR	2,397,971,000	10,000,113	12,755,145
11 BANKA KOPER 4 th issue	20,000	107.60	100,000.00	SIT	2,152,000,000	8,974,355	11,446,790
12 STANOVANJSKI SKLAD 3 rd issue	20,000	122.00	82,251.37	SIT	1,985,085,951	8,278,283	10,558,951
13 PROBANKA 5 th issue	78,500	100.00	100.00	EUR	1,882,407,235	7,850,088	10,012,788
14 POŠTNA BANKA SLOVENIJE 3 rd issue	17,955	100.00	100,000.00	SIT	1,860,175,706	7,757,378	9,894,536
15 POŠTNA BANKA SLOVENIJE 2 nd issue	15,000	112.50	100,000.00	SIT	1,710,072,000	7,131,409	9,096,113
16 DEŽELNA BANKA SLOVENIJE 4 th issue	67,530		100.00	EUR	1,619,349,816	6,753,076	8,613,549
17 PROBANKA 6 th issue	65,000	101.00	100.00	EUR	1,574,267,962	6,565,074	8,373,752
18 AUTOCOMMERCE 1 st issue	22,300	106.20	228.81	EUR	1,299,416,292	5,418,877	6,911,778
19 BANKA ZASAVJE 3 rd issue	5,000	100.00	1,000.00	EUR	1,198,985,500	5,000,056	6,377,572
20 KD INVESTMENTS 1 st issue	80,000	109.00	51.13	EUR	1,069,144,003	4,458,586	5,686,927
21 SIP STROJNA INDUSTRIJA 1 st issue, A series	32,500		102.26	EUR	796,953,672	3,323,487	4,239,109
22 PROBANKA 4 th issue	50,000	100.00	63.19	EUR	757,638,937	3,159,536	4,029,988
23 SIP STROJNA INDUSTRIJA 1 st issue, B series	17,250		102.26	EUR	422,998,487	1,764,005	2,249,988
TOTAL					189,638,563,138	790,838,164	1,008,714,152

EXCHANGE RATES			
	1 USD=	188.0003	SIT as of 30 Oct 2004
	1 EUR=	239.7944	SIT as of 30 Oct 2004

D3) MARKET CAPITALISATION OF INVESTMENT FUNDS

MARKET CAPITALISATION OF CLOSED-END FUNDS

	Closed-end funds	Number of shares traded	Price as of 29 Oct 2004	Market capitalisation as of 31 Oct 2004 (in SIT)	Market capitalisation as of 31 Oct 2004 (in EUR)	Market capitalisation as of 31 Oct 2004 (in USD)
1	TRIGLAV STEBER I, DELNIŠKA ID	14,746,743	3,738 SIT	55,120,228,518	229,864,536	293,192,237
2	NFD 1 DELNIŠKI INVESTICIJSKI SKLAD	160,580,300	335 SIT	53,807,246,924	224,389,089	286,208,304
3	INFOND ID	8,132,314	2,614 SIT	21,255,998,364	88,642,597	113,063,641
4	KD ID	92,046,145	223 SIT	20,502,358,337	85,499,738	109,054,924
5	ID MAKSIMA	7,811,823	2,604 SIT	20,341,518,383	84,828,997	108,199,393
6	ZLATA MONETA I, ID	136,595,600	139 SIT	19,053,720,244	79,458,571	101,349,414
7	KRONA SENIOR	73,170,428	160 SIT	11,672,146,675	48,675,643	62,085,787
8	MODRA LINIJA	34,156,833	248 SIT	8,470,894,584	35,325,656	45,057,878
9	ZVON ENA ID	2,277,577	2,951 SIT	6,722,086,309	28,032,708	35,755,721
10	VIPA INVEST	3,079,247	2,137 SIT	6,579,365,480	27,437,528	34,996,569
11	INFOND ID 1	4,956,471	1,209 SIT	5,990,143,027	24,980,329	31,862,412
	TOTAL			229,515,706,845	957,135,391	1,220,826,280

EXCHANGE RATES			
	1 USD=	188.0003	SIT as of 30 Oct 2004
	1 EUR=	239.7944	SIT as of 30 Oct 2004

E) OTHER

E1) INDICATORS AS OF 31 OCTOBER 2004

ISSUE	Price as of 31 Oct 2004	Total net profit (loss) in 000 SIT in year 2003	Earning per share as of 31 Dec 2003	P / E ⁽¹⁾	Dividend for year 2003	Dividend yield	Book value as of 31 Dec 2003	Market book ratio	Turnover ratio ⁽²⁾
Aerodrom ⁽⁵⁾	10,130 SIT	1,827,042	481.24 SIT	21.05	220 SIT	2.17%	4,648.47 SIT	2.18	0.08
Comet	2,610 SIT	494,717	294.93 SIT	8.85	75	2.87%	3,482.35 SIT	0.75	0.20
Delo	28,989 SIT	933,708	1,400.45 SIT	20.70	900 SIT	3.10%	8,816.80 SIT	3.29	0.11
Delo Prodaja	6,300 SIT	319,628	550.18 SIT	11.45	300 SIT	4.76%	5,700.45 SIT	1.11	0.12
Droga	90,001 SIT	1,044,910	3,702.79 SIT	24.31	2,000 SIT	2.22%	57,591.91 SIT	1.56	0.43
Emona obala ⁽³⁾	1,220 SIT	(3,533,289)	(2,196.31 SIT)	⁽⁴⁾	0	0.00%	4,442.05 SIT	0.27	0.12
Etol	62,000 SIT	725,068	3,188.46 SIT	19.45	1,220 SIT	1.97%	41,190.87 SIT	1.51	0.03
GPG	6,800 SIT	(988,979)	(4,959.50 SIT)	⁽⁴⁾	0	0.00%	22,080.73 SIT	0.31	0.01
Gorenje	6,420 SIT	4,672,594	392.89 SIT	16.34	100 SIT	1.56%	4,852.63 SIT	1.32	0.16
Geodetski zavod Slovenije	2,000 SIT	48,613	128.42 SIT	15.57	70 SIT	3.50%	3,532.26 SIT	0.57	0.06
Intereuropa	7,500 SIT	2,941,018	372.17 SIT	20.15	240 SIT	3.20%	4,432.78 SIT	1.69	0.23
Istrabenz	9,033 SIT	2,911,231	562.19 SIT	16.07	110 SIT	1.22%	6,189.14 SIT	1.46	0.08
Kolinska	6,196 SIT	1,172,316	370.65 SIT	16.72	130 SIT	2.10%	5,284.69 SIT	1.17	0.21
Krika	82,517 SIT	10,522,385	3,113.99 SIT	26.50	1,200 SIT	1.45%	26,323.43 SIT	3.13	0.18
Luka Koper ⁽⁵⁾	8,150 SIT	3,963,890	283.14 SIT	28.78	245 SIT	3.01%	4,114.98 SIT	1.98	0.14
Mlinotest	1,849 SIT	477,992	200.07 SIT	9.24	48 SIT	2.60%	2,312.35 SIT	0.80	0.29
Mercator	42,434 SIT	5,980,296	1,864.43 SIT	22.76	500 SIT	1.18%	26,113.33 SIT	1.62	0.17
Merkur	36,990 SIT	2,315,161	2,213.50 SIT	16.71	700 SIT	1.89%	30,392.10 SIT	1.22	0.20
Kompas MTS	1,360 SIT	581,790 SIT	195.69 SIT	6.95	110 SIT	8.09%	3,982.53 SIT	0.34	0.15
Nika	2,400 SIT	44,543	238.59 SIT	10.06	0	0.00%	3,184.95 SIT	0.75	0.01
Petrol	63,671 SIT	6,002,512	2,916.46 SIT	21.83	700 SIT	1.10%	34,837.31 SIT	1.83	0.14
Pivovarna Laško	7,380 SIT	2,045,336	234.26 SIT	31.50	105 SIT	1.42%	5,023.49 SIT	1.47	0.14
Pivovarna Union	72,500 SIT	1,092,810	2,422.46 SIT	29.93	0	0.00%	47,656.88 SIT	1.52	0.00
Radenska	1,950 SIT	608,038	121.82 SIT	16.01	70 SIT	3.59%	4,082.58 SIT	0.48	0.02
Salus	123,999 SIT	1,639,817	12,421.35 SIT	9.98	4,000 SIT	3.23%	60,910.19 SIT	2.04	0.07
Sava	37,945 SIT	1,614,263	939.81 SIT	40.37	560 SIT	1.48%	30,518.99 SIT	1.24	0.17
Terme Čatež	38,054 SIT	591,453	1,056.01 SIT	36.04	1,000 SIT	2.63%	28,474.27 SIT	1.34	0.12
Tehnounion	12,701 SIT	(672,591)	(8,943.67 SIT)	⁽⁴⁾	0	0.00%	46,456.69 SIT	0.27	0.02
Žito	39,100 SIT	(56,598)	(163.55 SIT)	⁽⁴⁾	920 SIT	2.35%	40,469.39 SIT	0.97	0.12
MARKET AVERAGE ⁽⁶⁾				23.32		1.69%		1.60	

Calculated on the basis of last audit consolidated financial statements. Average number of shares traded in year 2002 and 2003 has been used for the calculations.

(1) P / E = PRICE / EARNING PER SHARE

(2) Yearly turnover / average capitalisation on 31 Oct 2003, 30 Apr 2004 and 31 Oct 2004.

(3) Shares of daughter company are excluded.

(4) Not applicable.

(5) Calculation of P/E for Aerodrom and Luka Koper includes common and preferred shares.

(6) Average P/E = total market capitalisation of common shares listed on official market (31 Oct 2004) / total net profit of companies listed on official market, adjusted with share of listed securities.

Average div. yield = total dividends, payed by the companies listed on official market in year 2003, adjusted with share of listed securities / total market capitalisation of common shares on official market (31 Oct 2004).

Average price / book value = total market capitalisation of common shares listed on official market (31 Oct 2004) / total equity of companies listed on official market (31 Dec 2003), adjusted with share of listed securities.

E2) OWNERSHIP AND NET INFLOW OF FOREIGN INVESTMENTS

CHANGES IN FOREIGN OWNERSHIP IN CURRENT YEAR				
ISSUE	Balance as of 31 Oct 2004 (in %)	Balance as of 31 Oct 2003 (in %)	% points change 31 Oct 2004 / 31 Oct 2003	Market capitalisation as of 31 Oct 2004 (in SITm)
PIVOVARNA LAŠKO	3.05	0.82	2.22	66,648
KOLINSKA	1.92	0.57	1.35	20,059
ŽITO	1.32	0.40	0.91	13,883
LUKA KOPER	0.69	0.07	0.62	59,114
TERME ČATEŽ	3.56	3.16	0.40	23,242
SALUS	12.02	12.45	-0.44	18,155
MERKUR	0.41	14.73	-14.32	44,716
DROGA	0.61	19.36	-18.75	25,448

NET INFLOW OF FOREIGN PORTFOLIO INVESTMENTS BY MONTH IN SITm

	Exchange market	Off-exchange market	Total	Turnover of foreign investors on the exchange	Foreign ownership (capitalisation of shares)	Share in turnover of foreign investors
Year 2003						
September	1,140.53	-4,326.40	-3,185.87	1,830.58	6.01%	13.93%
October	-118.02	1,041.12	923.10	1,258.74	5.94%	7.96%
November	191.60	-1,725.81	-1,534.21	1,366.36	5.78%	7.87%
December	306.40	300.15	606.55	1,570.19	5.91%	7.77%
Year 2004						
January	281.22	533.84	815.06	1,030.32	5.91%	6.38%
February	418.95	-8,609.01	-8,190.06	775.23	5.32%	4.09%
March	419.78	1,507.91	1,927.69	2,037.46	5.32%	10.28%
April	242.31	-2,184.54	-1,942.23	2,110.99	4.63%	11.59%
May	-431.36	3,602.85	3,171.49	1,204.07	4.74%	5.63%
June	-506.95	3,605.46	3,098.51	1,619.45	4.66%	11.43%
July	-552.04	526.37	-25.67	1,421.14	4.42%	8.66%
August	-260.60	-6.47	-267.07	1,233.34	4.37%	5.42%
September	127.39	1,470.87	1,598.26	1,508.10	4.30%	6.63%
October	-590.79	17,526.67	16,935.88	1,793.58	3.80%	10.96%
Total in year 2004	-852.10	17,973.96	17,121.86	14,733.69	3.80%	8.36%
Total in year 2003	521.20	52,206.99	52,728.19	11,916.37	5.91%	7.98%
Total in year 2002	-11,895.17	337,085.31	325,190.16	39,402.86	19.68%	14.13%
Total in year 2001	4,499.69	63,500.44	68,000.03	10,555.78	10.51%	4.45%
Total in year 2000	208.11	8,540.41	8,748.52	4,295.57	7.77%	2.96%
Total in year 1999	-2,269.19	674.01	-1,595.09	3,163.40	7.98%	1.88%
Total in year 1998	2,761.20	-2,104.00	657.30	14,333.90	8.86%	10.72%
Total in year 1997	8,440.86	9,965.96	18,406.81	24,090.40	n.a.	27.51%
Total in year 1996	7,439.48	3,381.38	10,820.86	9,718.80	n.a.	14.49%

E3) RECORD VALUES

RECORD DAILY TURNOVER IN YEAR 2004

30 January 2004

	Turnover (in SIT)	Number of bargains	Volume in pieces
Order book trades	508,703,465	996	457,326
Cross trades	119,002,410	237	252,079
Block trades	6,239,897,369	20	9,473,907
Total	6,867,603,244 SIT	1,253	10,183,312

MAX AND MIN VALUE OF TURNOVER AND INDICES

	In year 2004		In years 1989-2003	
Monthly turnover (in SITm)	40,727	April 2004	62,044	December 2002
Daily turnover (in SITm)	6,868	30 Jan 2004	11,474	16 Jul 2002
Number of bargains per day	2,318	10 Feb 2004	6,411	27 Dec 2002
Value of block trade (in SITm)	5,531	26 Feb 2004	8,128	23 Nov 2001
Max value of SBI 20 index	4,924.00	17 Sep 2004	4,034.53	5 Dec 2003
Min value of SBI 20 index	3,922.74	5 Jan 2004	891.93	10 Sep 1996
Max value of SBI 20NT index	4,523.59	22 Sep 2004	3,773.87	5 Dec 2003
Min value of SBI 20NT index	3,719.53	5 Jan 2004	1,437.30	30 Jun 1998
Max value of IPT index	4,089.89	29 Oct 2004	3,412.17	30 Dec 2003
Min value of IPT index	3,359.89	5 Jan 2004	1,318.83	1 July 1998
Max value of PIX index	4,507.44	17 Sep 2004	3,374.22	29 Dec 2003
Min value of PIX index	3,367.18	5 Jan 2004	965.15	29 Apr 1999
Max value of BIO index	119.64	28 Oct 2004	118.14	21 Nov 2003
Min value of BIO index	116.28	14 Jan 2004	100.46	5 July 1995
Max value of FOOD AND BEVERAGES index	3,655.69	26 Jan 2004	3,451.19	17 Nov 2003
Min value of FOOD AND BEVERAGES index	3,320.12	6 Jan 2004	1,551.34	3 Apr 2000
Max value of CHEMICALS index	4,691.92	29 Oct 2004	3,759.85	4 Dec 2003
Min value of CHEMICALS index	3,611.79	5 Jan 2004	1,476.44	1 July 1998
Max value of OIL AND GAS index	6,834.59	29 Mar 2004	6,279.02	4 Dec 2003
Min value of OIL AND GAS index	5,804.90	19 Feb 2004	1,591.73	27 June 2000
Max value of TRANSPORT index	4,966.77	17 Sep 2004	3,755.70	4 Dec 2003
Min value of TRANSPORT index	3,617.38	6 Jan 2004	1,132.46	1 July 1998
Max value of TRADE index	3,591.95	28 Oct 2004	2,904.64	5 Dec 2003
Min value of TRADE index	2,890.63	5 Jan 2004	1,172.80	1 July 1998
Other				
Market capitalisation in SITm	2,960,758	31 Oct 2004	2,441,991	31 Dec 2003
Share in turnover of foreign investors	5.91%	31 Jan 2004	19.68%	31 Dec 2002

E4) NEW LISTED AND DELISTED SECURITIES AND CHANGES IN YEAR 2004

NEW LISTED SECURITIES IN YEAR 2004

OFFICIAL MARKET

BONDS

Issuer	Trading code	Nomin. value of issue	Issue	Listing date	First trading day
Republika Slovenija	RS55	10,215,000,000 SIT	55 th issue	19 Feb 2004	24 Feb 2004
Republika Slovenija	RS56	9,825,000,000 SIT	56 th issue	19 Feb 2004	25 Feb 2004
Republika Slovenija	RS57	25,956,000,000 SIT	57 th issue	23 Mar 2004	29 Mar 2004
Nova KBM	KBM5	6,000,000,000 SIT	5th issue	11 Oct 2004	26 oct 2004
Nova KBM	KBM6	5,000,000,000 SIT	6th issue	11 Oct 2004	26 oct 2004
Banka Celje	BCE8	12,500,000 EUR	8 th issue	11 Oct 2004	26 oct 2004

FREE MARKET

SHARES

Issuer	Trading code	Type of share	Listing date	First trading day
ARKADA HOLDING	AR1R	common	13 Jan 2004	13 Jan 2004
HRAM HOLDING	ST1R	common	27 Jan 2004	27 Jan 2004
VIZIJA HOLDING ENA	VZPG	common	3 Feb 2004	3 Feb 2004
NK NALOŽBE	NK0R	common	6 Feb 2004	6 Feb 2004
NK2 NALOŽBE	NK2R	common	6 Feb 2004	6 Feb 2004
ZVON DVA HOLDING	ZV2R	common	25 Feb 2004	25 Feb 2004
AKTIVA NALOŽBE	ATPG	common	27 Feb 2004	27 Feb 2004
TRDNJAVA HOLDING	TR0R	common	31 Mar 2004	31 Mar 2004
TRDNJAVA I HOLDING	TR1R	common	31 Mar 2004	31 Mar 2004
TRIGLAV NALOŽBE	TRSG	common	7 Apr 2004	7 Apr 2004
NAMA	NALN	common	30 Apr 2004	30 Apr 2004
POM-NALOŽBE	PPIG	common	13 May 2004	13 May 2004
METALKA TRGOVINA	MTGG	common	28 Jun 2004	2 Jul 2004
INFOND HOLDING 1	IFHR	common	19 Jul 2004	22 Jul 2004
MERCATA	MR0R	common	27 Jul 2004	27 Jul 2004
M1	MR1R	common	4 Aug 2004	4 Aug 2004
ISKRA AVTOELEKTRIKA	IALG	common	20 Oct 2004	26 Oct 2004
MAKSIMA INVEST	MKIR	common	26 Oct 2004	26 Oct 2004

BONDS

Issuer	Trading code	Nominal value of issue	Issue	Listing date	First trading day
Poštna banka Slovenije	PBS5	6,500,000 EUR	6 th issue	25 Jul 2003	30 Jul 2003
Slovenska zadružna kmetijska banka	SZB4	6,753,000 EUR	4 th issue	26 Mar 2004	1 Apr 2004
Probanka, Maribor	PRB7	12,000,000 EUR	7 th issue	29 Apr 2004	5 May 2004
Zavarovalnica Triglav	ZT01	3,000,000 EUR	1 st issue	24 May 2004	2 Jun 2004
Nova Ljubljanska banka	NLB14	17,000,000 EUR	14 th issue	30 Jun 2004	6 Jul 2004
Banka Zasavje	BZ03	5,000,000 EUR	3 rd issue	22 Jul 2004	27 Jul 2004
Abanka Vipava	AB08	10,000,000 EUR	8 th issue	15 Sep 2004	22 Sep 2004
Abanka Vipava	AB09	10,000,000 EUR	9 th issue	15 Sep 2004	22 Sep 2004
POTEZA NALOŽBE	PNO1	10,000,000 EUR	1 st issue	23 Sep 2004	29 Sep 2004

CLOSE-END INVESTMENT FUNDS

Issuer	Trading code	Type of share	Listing date	First trading day
INFOND ID 1	IFDR	common	27 Jul 2004	2 Aug 2004
TRIGLAV STEBER I, delniška ID	TG1R	common	11 Aug 2004	11 Aug 2004

DELISTED SECURITIES IN YEAR 2004

OFFICIAL MARKET

SHARES

Issuer	Trading code	Type of share	Delisting date
Živila Kranj	ZKNG	common	12 Jul 2004
TERME 3000	ZMTG	common	30 Aug 2004

BONDS

Issuer	Trading code	Issue	Delisting date
Republika Slovenija	RS13E	13 issue	6 May 2004

FREE MARKET

SHARES

Issuer	Trading code	Type of share	Delisting date
NAMA	NALR	common	30 Apr 2004
AVTO CELJE	AVCG	common	25 May 2004
PINUS TKI	PRIG	common	8 Jun 2004
ZASAVSKI RAČUNSKI CENTER	ZRCG	common	30 Jun 2004
SAVINJA MOZIRJE	MSMG	common	1 Sep 2004
KS4 NALOŽBE	K4SG	common	4 Oct 2004
C2 NALOŽBE	CAPG	common	4 Oct 2004
NK NALOŽBE	NK0R	common	4 Oct 2004

AUTHORISED INVESTMENT FUNDS

Issuer	Trading code	Type of share	Delisting date
Arkada ena PID	AR1N	common	13 Jan 2004
Setev PID	ST1N	common	27 Jan 2004
Vizija, PID	VZPR	common	3 Feb 2004
Nika, PID	NK0N	common	6 Feb 2004
Nika, PID 2	NK2N	common	6 Feb 2004
Pomurska investicijska družba 1	PM1N	common	16 Feb 2004
PID Zvon dva	ZV2N	common	25 Feb 2004
Atena PID	ATPR	common	27 Feb 2004
TRDNJAVA, PID	TR0N	common	31 Mar 2004
TRDNJAVA I, PID	TR1N	common	31 Mar 2004
TRIGLAV STEBER, PID	TRSR	common	7 Apr 2004
POOBLAŠČENA POMURSKA INVESTICIJSKA DRUŽBA	PPIR	common	13 May 2004
INFOND PID	IFPR	common	19 Jul 2004
MERCATA PID	MR0N	common	27 Jul 2004
MERCATA 1 PID	MR1N	common	4 Aug 2004
PID MAKSIMA	MPIR	common	26 Oct 2004

CLOSE-END INVESTMENT FUNDS

Issuer	Trading code	Type of share	Delisting date
TRIGLAV STEBER I, ID	TG1N	common	11 Aug 2004

EXTENDED LISTING OF SECURITIES IN YEAR 2004

OFFICIAL MARKET

SHARES

Issuer	Trading code	Type of share	Number of shares before extension	Number of shares after extension	Extension date
Žito, Ljubljana	ZTOG	common	348,765	353,715	29 Jun 2004
Sava, Kranj	SAVA	common	1,720,987	2,006,987	13 Oct 2004

BONDS

Issuer	Trading code	Issue	Number of bonds before extension	Number of bonds after extension	Extension date
Republika Slovenija	RS56	56 th issue	982,500	2,912,000	16 Apr 2004
Republika Slovenija	RS57	57 th issue	2,595,600	3,795,700	16 Apr 2004
Republika Slovenija	RS55	55 th issue	1,021,500	2,058,500	19 May 2004
Republika Slovenija	RS57	57 th issue	3,795,700	4,819,800	19 May 2004
Republika Slovenija	RS56	56 th issue	2,912,000	4,003,000	9 Jun 2004
Republika Slovenija	RS57	57 th issue	4,819,800	5,838,800	9 Jun 2004
Republika Slovenija	RS55	55 th issue	2,058,500	3,035,000	14 Sep 2004
Republika Slovenija	RS57	57 th issue	5,838,800	7,399,412	14 Sep 2004
Republika Slovenija	RS56	56 th issue	4,003,000	5,000,000	26 Oct 2004
Republika Slovenija	RS57	57 th issue	7,399,412	8,229,412	26 Oct 2004

FREE MARKET

SHARES

Issuer	Trading code	Type of share	Number of shares before extension	Number of shares after extension	Extension date
NFD HOLDING	NF2R	common	29,134,540	30,184,540	5 Jan 2004
RTC KRVAVEC	RKRG	common	205,724	1,155,734	16 Apr 2004
AKTIVA INVEST, LJUBLJANA	AKIR	common	775,110	815,773	12 May 2004
KS2 NALOŽBE	KS2G	common	4,429,040	10,911,340	4 Oct 2004

CLOSE-END FUNDS

Issuer	Trading code	Type of share	Number of shares before extension	Number of shares after extension	Extension date
ZLATA MONETA I, ID	ZM1N	common	68,297,800	136,595,600	14 Sep 2004

REDUCED LISTING OF SECURITIES IN YEAR 2004

OFFICIAL MARKET

SHARES

Issuer	Trading code	Type of share	Number of shares before reduction	Number of shares after reduction	Reduction date
Etol Celje	ETOG	common	274,576	254,619	28 Jan 2004
TERME ČATEŽ	TCRG	common	674,971	597,916	30 Aug 2004

FREE MARKET

SHARES

Issuer	Trading code	Type of share	Number of shares before reduction	Number of shares after reduction	Reduction date
Klasje Celje	KLAG	common	835,600	820,343	30 Jan 2004
Jadran Sežana	JASG	common	226,334	165,302	7 Jul 2004
LIZ - INŽENIRING	LIZG	common	235,846	123,846	11 Oct 2004

EXPIRED BONDS IN YEAR 2004

Issuer	Trading code	Issue	Market	Last trading day
Republika Slovenija	RS24	24 th issue	official market	15 Mar 2004
Banka Vipa	VP01E	1 st issue	free market	1 Apr 2004
Banka Koper	BKP3	3 rd issue	free market	30 Apr 2004
UBK banka	UBKKE	1 st issue	free market	15 Apr 2004
Borzna družba Poteza	BDP2E	2 nd issue	free market	15 Apr 2004
Banka Zasavje	BZ02E	2 nd issue	official market	31 Jul 2004
DEŽELNA BANKA SLOVENIJE	ZKB1E	1 st issue	official market	15 Sep 2004

MEMBERSHIP IN YEAR 2004

Member	Date	Inclusion/ exclusion	Number of all members
KD BPD	1 Mar 2004	inclusion	28
HYPO ALPE-ADRIA-BANK	15 Mar 2004	inclusion	29
AC-BPH	16 Mar 2004	exclusion	28

F) LIST OF SECURITIES - OCTOBER 2004

F1) OFFICIAL MARKET (1)

CORPORATE BONDS

	Issuer	Trading code	First trading day	Nominal value of issue traded	Coupon interest rate	Maturity	Sector
1	ABANKA VIPA	AB03	14 June 1999	7 EURm	5% p.a.	1998-2005	banking
2	ABANKA VIPA	AB04	27 Dec 2000	10 EURm	6.25% p.a.	2000-2007	banking
3	ABANKA VIPA	AB05	26 Sept 2001	10 EURm	6% p.a.	2001-2006	banking
4	ABANKA VIPA	AB06	25 Nov 2002	13.5 EURm	5.9% p.a.	2002-2009	banking
5	ABANKA VIPA	AB07	30 Oct 2003	17.3 EURm	5.3% p.a.	2003-2010	banking
6	BANKA CELJE	BCE3	6 Mar 2000	10 EURm	6% p.a.	1999-2005	banking
7	BANKA CELJE	BCE4	9 Feb 2001	10 EURm	6% p.a.	2000-2006	banking
8	BANKA CELJE	BCE5	19 Dec 2001	10 EURm	6% p.a.	2001-2007	banking
9	BANKA CELJE	BCE6A	30 Sept 2002	10 EURm	5.6% p.a.	2002-2008	banking
10	BANKA CELJE	BCE6B	30 Sept 2002	10,000 SITm	4.9% p.a.	2000-2005	banking
11	BANKA CELJE	BCE7	17 Nov 2003	10 EURm	5.15% p.a.	2003-2010	banking
12	BANKA CELJE	BCE8	26 Oct 2004	12.5 EURm	4.9% p.a.	2004-2011	banking
13	ABANKA VIPA	VP02E	25 Oct 1995	2,045,167.52 EUR	10% p.a.	1995-2005	banking
14	ABANKA VIPA	VIP3E	13 Nov 1996	2,556,459.41 EUR	7.5% p.a.	1996-2006	banking
15	ABANKA VIPA	VIP4E	3 Dec 1997	2,045,167.52 EUR	7% p.a.	1997-2007	banking
16	ABANKA VIPA	VIP5	24 Dec 1998	2 EURm	6% p.a.	1998-2008	banking
17	ABANKA VIPA	VIP6	6 Mar 2000	2 EURm	5.5% p.a.	1999-2009	banking
18	ABANKA VIPA	VIP7	19 July 2001	2 EURm	6.2% p.a.	2001-2010	banking
19	BLAGOVNO TRGOVINSKI CENTER	BTC1E	24 Feb 1997	17,383,924.96 EUR	10.5% p.a.	1996-2008	retail, wholesale and real estate trade
20	BLAGOVNO TRGOVINSKI CENTER	BTC2	6 Jun 2003	40 EURm	7% p.a.	2001-2011	retail, wholesale and real estate trade
21	HOTELI BERNARDIN	HTB1E	28 June 1999	10,225,837.62 EUR	8.5% p.a.	1999-2009	hotel and restaurant activities
22	NFD	NI01	21 Dec 1999	2,171.84 SITm	5.5% p.a. + TOM	1999-2006	investment consulting
23	NOVA KBM	KBM2	14 Nov 2000	9 EURm	5.9% p.a.	2000-2006	banking
24	NOVA KBM	KBM3	14 Nov 2001	2,000 SITm	5.8% p.a.+TOM	2001-2006	banking
25	NOVA KBM	KBM4	14 Nov 2001	9 EURm	6% p.a.	2001-2006	banking
26	NOVA KBM	KBM5	26 Oct 2004	6,000 SITm	5.3% p.a.	2004-2009	banking
27	NOVA KBM	KBM6	26 Oct 2004	5,000 SITm	4.5% p.a.	2004-2007	banking
28	NOVA LJUBLJANSKA BANKA	NLB5	27 Sept 2001	12 EURm	5.8% p.a.	2000-2005	banking
29	NOVA LJUBLJANSKA BANKA	NLB3	18 July 2000	4,000 SITm	5.25% p.a. + TOM	2000-2005	banking
30	NOVA LJUBLJANSKA BANKA	NLB4	18 July 2000	5 EURm	5.65% p.a.	2000-2005	banking
31	NOVA LJUBLJANSKA BANKA	NLB9	18 Jun 2003	10,847.4 SITm	8.5% p.a.	2002-2006	banking
32	NOVA LJUBLJANSKA BANKA	NLB10	18 Jun 2003	10,824.3 SITm	3% p.a. + TOM	2002-2007	banking
33	NOVA LJUBLJANSKA BANKA	NLB11	18 Jun 2003	26,326 EURm	5.1% p.a.	2002-2009	banking
34	NOVA LJUBLJANSKA BANKA	NLB12	14 Nov 2003	8,000 SITm	2.65% + TOM	2003-2008	banking
35	NOVA LJUBLJANSKA BANKA	NLB13	14 Nov 2003	11,733.5 SITm	7.0%	2003-2013	banking
36	SKB BANKA	SKB4A	30 Dec 1999	3,818.2 SITm	5.25% p.a. + TOM	1999-2005	banking
37	SKB BANKA	SKB4B	30 Dec 1999	5,909 EURm	5.25% p.a.	1999-2006	banking
38	DEZELNA BANKA SLOVENIJE	SZB3	15 Mar 2000	2,000 SITm	5.3% p.a. + TOM	1999-2005	banking
39	STANOVANJSKI SKLAD RS	SSR1E	4 July 1996	4,083,023.58 EUR	6% p.a.	1995-2010	national mortgage agency
40	STANOVANJSKI SKLAD RS	SSR2	30 June 1998	2,000 SITm	7.2% p.a. + TOM	1998-2008	national mortgage agency

MUNICIPAL and GOVERNMENT BONDS

	Issuer	Trading code	First trading day	Nominal value of issue traded	Coupon interest rate	Maturity	Sector
1	REPUBLIC OF SLOVENIA	RS10	14 June 1999	52,189.61 SITm	4.5% p.a. + TOM	1997-2007	government bond
2	REPUBLIC OF SLOVENIA	RS17	15 Mar 2000	9,000 SITm	4.7% p.a. + TOM	2000-2005	government bond
3	REPUBLIC OF SLOVENIA	RS18	15 May 2000	50 EURm	6% p.a.	2000-2010	government bond
4	REPUBLIC OF SLOVENIA	RS21	18 Nov 2002	20,000 SITm	1% p.a. + TOM	2001-2015	government bond
5	REPUBLIC OF SLOVENIA	RS22	22 Feb 2001	8,000 SITm	4.7% p.a. + TOM	2001-2006	government bond
6	REPUBLIC OF SLOVENIA	RS23	20 Feb 2001	40 EURm	6% p.a.	2001-2011	government bond
7	REPUBLIC OF SLOVENIA	RS25	3 May 2001	8,000 SITm	4.7% p.a. + TOM	2001-2006	government bond
8	REPUBLIC OF SLOVENIA	RS26	14 June 2001	50 EURm	5.375% p.a.	2001-2011	government bond
9	REPUBLIC OF SLOVENIA	RS27	20 Dec 2001	17,000 SITm	4.7% p.a. + TOM	2001-2006	government bond
10	REPUBLIC OF SLOVENIA	RS28	25 Jan 2002	10,500 SITm	4.2% p.a. + TOM	2002-2005	government bond
11	REPUBLIC OF SLOVENIA	RS29	25 Jan 2002	55 EURm	5.375% p.a.	2002-2012	government bond
12	REPUBLIC OF SLOVENIA	RS31	25 Jan 2002	2,974.68 SITm	4.7% p.a. + TOM	2002-2007	government bond
13	REPUBLIC OF SLOVENIA	RS32	25 Jan 2002	23,8655 EURm	5.375% p.a.	2002-2012	government bond
14	REPUBLIC OF SLOVENIA	RS33	9 Apr 2002	127.166 EURm	8% p.a.	2002-2022	government bond
15	REPUBLIC OF SLOVENIA	RS34	26 Feb 2002	16,910 SITm	4.2% p.a. + TOM	2002-2007	government bond
16	REPUBLIC OF SLOVENIA	RS35	26 Mar 2002	14,000 SITm	9% p.a.	2002-2007	government bond
17	REPUBLIC OF SLOVENIA	RS36	26 Mar 2002	12,000 SITm	7.5% p.a.	2002-2005	government bond
18	REPUBLIC OF SLOVENIA	RS37	30 Apr 2002	17,000 SITm	4% p.a. + TOM	2002-2007	government bond
19	REPUBLIC OF SLOVENIA	RS38	30 Apr 2002	100 EURm	5.63% p.a.	2002-2017	government bond
20	REPUBLIC OF SLOVENIA	RS39	18 Nov 2002	30,000 SITm	1% p.a. + TOM	2002-2008	government bond
21	REPUBLIC OF SLOVENIA	RS40	7 June 2002	15,000 SITm	3.9% p.a. + TOM	2002-2007	government bond
22	REPUBLIC OF SLOVENIA	RS41	26 June 2002	12,000 SIT m	3.9% p.a. + TOM	2002-2007	government bond
23	REPUBLIC OF SLOVENIA	RS42	24 Jul 2002	12,000 SIT m	9% p.a.	2002-2005	government bond
24	REPUBLIC OF SLOVENIA	RS43	22 Oct 2002	15,600 SITm	3% p.a. + TOM	2002-2006	government bond
25	REPUBLIC OF SLOVENIA	RS44	29 Nov 2002	2,964.93 SITm	6.65% p.a.	2002-2012	government bond
26	REPUBLIC OF SLOVENIA	RS45	3 Dec 2002	12,112.49 SITm	8.2% p.a.	2002-2005	government bond
27	REPUBLIC OF SLOVENIA	RS48	10 Dec 2002	60 EURm	4.75% p.a.	2002-2012	government bond
28	REPUBLIC OF SLOVENIA	RS49	22 Jan 2003	29,78896 EUR m	4.75% p.a.	2003-2022	government bond
29	REPUBLIC OF SLOVENIA	RS50	11 Mar 2003	61,281,800 EUR	4.50% p.a.	2003-2013	government bond
30	REPUBLIC OF SLOVENIA	RS51	11 Mar 2003	44,470.5 SITm	7.75% p.a.	2003-2006	government bond
31	REPUBLIC OF SLOVENIA	RS52	17 Apr 2003	40,000 SITm	6.25% p.a.	2003-2008	government bond
32	REPUBLIC OF SLOVENIA	RS53	17 Apr 2003	100 EURm	4.875% p.a.	2003-2018	government bond
33	REPUBLIC OF SLOVENIA	RS54	29 Oct 2003	30,000 SITm	5.75% p.a.	2003-2013	government bond
34	REPUBLIC OF SLOVENIA	RS55	24 Feb 2004	30,350 SITm	5% p.a.	2004-2007	government bond
35	REPUBLIC OF SLOVENIA	RS56	24 Feb 2004	50,000 SITm	4.875% p.a.	2004-2009	government bond
36	REPUBLIC OF SLOVENIA	RS57	29 Mar 2004	82,294.12 SITm	4.875% p.a.	2004-2014	government bond

TOM (abbreviation for: "temeljna obrestna mera"- base interest rate) - indexation factor, calculated as twelve month average of monthly consumer price index

F1) OFFICIAL MARKET (2)

COMMON SHARES

	Issuer	Trading code	First trading day	Nominal value of issue listed	Number of shares traded	Isin code	Sector
1	AERODROM LJUBLJANA	AELG	8 Oct 1997	1,936.229 SITm	1,936,229	SI 003110327 6	airport services
2	COMET ZREČE	CHZG	2 Nov 1998	1,700.688 SITm	1,700,688	SI 003110440 7	grinding wheels and other non-metals production
3	DELO LJUBLJANA	DELR	13 Jan 1999	667.464 SITm	667,464	SI 003110445 6	publishing
4	DELO PRODAJA	DPRG	12 Feb 2001	593.549 SITm	593,549	SI 003110707 9	trade
5	DROGA PORTOROŽ	DRPG	12 June 1998	2,827.68 SITm	282,768	SI 003110025 6	food processing industry
6	EMONA OBALA	EOKG	7 Jan 1998	1,741.456 SITm	1,741,456	SI 003110268 2	commerce
7	ETOL CELJE	ETOG	21 Feb 1997	2,546.19 SITm	254,619	SI 003110133 8	essential oils and fragrances production
8	GEODETSKI ZAVOD SLOVENIJE	GZRG	8 Jan 2001	379.820 SITm	379,820	SI 003111033 9	surveying and cartography
9	GORENJE VELENJE	GRVG	10 Nov 2000 (2 June 1998 free market)	12,200 SITm	12,200,000	SI 003110407 6	household appliances
10	GRADBENO PODJETJE GROSUPLJE	GPG	23 Dec 1994	19,941.1 SITm	199,411	SI 003110072 8	construction industry
11	INTEREUROPA KOPER	IEKG	12 Jan 1998	7,902.413 SITm	7,902,413	SI 003110009 0	retail trade
12	ISTRABENZ KOPER	ITBG	16 June 1997	5,180 SITm	5,180,000	SI 003110207 0	holding companies management
13	KOMPAS MTS	MTSG	8 Dec 2000	2,973.005 SITm	2,973,005	SI 003110370 6	catering service, border-crossing and tourist services
14	KOLINSKA LJUBLJANA	KOLR	8 Jan 1996	3,166.992 SITm	3,166,992	SI 003110005 8	food processing industry
15	KRKA TOVARNA ZDRAVIL NOVO MESTO	KRKG	4 Nov 1997	14,170.448 SITm	3,542,612	SI 003110212 0	pharmaceutical & chemical industry
16	LUKA KOPER	LKPG	20 Nov 1996	7,140 SITm	7,140,000	SI 003110134 6	transport
17	MERCATOR LJUBLJANA	MELR	22 Dec 1997	32,085.04 SITm	3,208,504	SI 003110008 2	commerce industry, agriculture
18	MERKUR NAKLO	MER	30 Nov 1998	12,145.85 SITm	1,214,585	SI 003110463 9	wholesale and retail trade
19	MLINOTEST AJDOVŠČINA	MAJG	3 Apr 2000	2,389.177 SITm	2,389,177	SI 003110820 0	food processing industry
20	NIKA BREŽICE	NIKA	23 June 1992	479.688 SITm	479,688	SI 003110079 3	financial consultancy and services
21	PETROL LJUBLJANA	PETG	5 May 1997	12,517.806 SITm	2,086,301	SI 003110215 3	crude-oil and gas trade
22	PIVOVARNA LAŠKO	PILR	1 Feb 2000	8,747.652 SITm	8,747,652	SI 003110741 8	brewery
23	PIVOVARNA UNION	PULG	6 Mar 2000	4,511.14 SITm	451,114	SI 003110907 5	brewery and soft drinks
24	RADENSKA RADENCI	RARG	3 Apr 1997	5,061.856 SITm	5,061,856	SI 003110230 2	health resort
25	SALUS LJUBLJANA	SALR	16 Jan 1992	134.98 SITm	134,980	SI 003110568 5	full-line pharmaceutical
26	SAVA KRANJ	SAVA	6 Jan 2000	20,069.87 SITm	2,006,987	SI 003110845 7	wholesale chemicals
27	TEHNOUNION LJUBLJANA	TEHG	26 Nov 1998	840.05 SITm	84,005	SI 003110002 5	sales agent and marketing of motor vehicles
28	TERME ČATEŽ	TCRG	26 Aug 1993	3,587.496 SITm	597,916	SI 003110063 7	health resort
29	ŽITO LJUBLJANA	ZTOG	20 Mar 2000	3,487.65 SITm	348,765	SI 003110844 0	flour, bread, pasta and sweets production

PREFERRED SHARES

	Issuer	Trading code	First trading day	Nominal value of issue listed	Number of shares traded	Isin code	Sector
1	PROBANKA MARIBOR	PRBP	30 Mar 1993	400 SITm	400,000	SI 002120040 5	banking

TRADED SECURITIES - OCTOBER 2004

F2) FREE MARKET (1)

CORPORATE BONDS

	Issuer	Trading code	First trading day	Nominal value of issue traded	Interest rate	Maturity	Sector
1	ABANKA VIPA	AB08	22 Sep 2004	10 EURm	4.9% p.a.	2003-2011	banking
2	ABANKA VIPA	AB09	22 Sep 2004	10 EURm	4.7% p.a.	2003-2011	banking
3	AUTOCOMMERCE	ACL1E	15 Dec 1997	11,401,808.95 EUR	8% p.a.	1997-2006	foreign and domestic trade, service and production
4	BANKA KOPER	BKP4	21 Dec 2000	2,000 SITm	6% p.a. + TOM	2000-2005	banking
5	BANKA ZASAVJE	BZ03	27 Jul 2004	5 EURm	4.5% p.a.	2004-2011	banking
6	KD INVESTMENTS	KDO1E	24 July 1996	4,090,335.05 EUR	10% p.a.	1996-2006	investment
7	NOVA LJUBLJANSKA BANKA	NLB7	22 Nov 2002	6,250 SITm	10% p.a.	2002-2005	banking
8	NOVA LJUBLJANSKA BANKA	NLB8	22 Nov 2002	14,276 EURm	5.5% p.a.	2002-2007	banking
9	NOVA LJUBLJANSKA BANKA	NLB14	6 Jul 2004	17 EURm	5% p.a.	2003-2008	banking
10	POŠTNA BANKA SLOVENIJE	PBS2	27 Dec 2002	1,500 SITm	6% + TOM	2000-2007	banking
11	POŠTNA BANKA SLOVENIJE	PBS3	27 Dec 2002	1,795.5 SITm	5.3% + TOM	2000-2005	banking
12	POŠTNA BANKA SLOVENIJE	PBS5	6 Jan 2004	10 EURm	4.8% p.a.	2004-2008	banking
13	POTEZA NALOŽBE	PNO1	29 Sep 2004	10 EURm	5.25% p.a.	2003-2001	enterprise and business counseling
14	PROBANKA, MARIBOR	PRB4	15 Mar 2000	5 EURm	5.5% p.a.	1999-2007	banking
15	PROBANKA, MARIBOR	PRB5	26 Apr 2002	7.85 EURm	6.25% p.a.	2001-2006	banking
16	PROBANKA, MARIBOR	PRB6	30 Jul 2003	6.5 EURm	5.7% p.a.	2002-2008	banking
17	PROBANKA, MARIBOR	PRB7	5 May 2004	12 EURm	5.2% p.a.	2004-2010	banking
18	SIP STROJNA OPREMA	SIP1AE	19 June 2000	3,323,397.23 EUR	6% p.a.	1999-2009	production of tractors and other agricultural, forestry and cultivation machinery
19	SIP STROJNA OPREMA	SIP1BE	19 June 2000	1,763,956.99 EUR	6% p.a.	1999-2009	production of tractors and other agricultural, forestry and cultivation machinery
20	DEŽELNA BANKA SLOVENIJE	SZB4	1 Apr 2004	6,753 EURm	6% p.a.	2004-2007	banking

INSURANCE

	Issuer	Trading code	First trading day	Nominal value of issue traded	Coupon interest rate	Maturity	Sector
1	ZAVAROVALNICA TRIGLAV	ZT01	2 Jun 2004	30 EURm	5.125% p.a.	2003-2013	insurance

MUNICIPAL and GOVERNMENT BONDS

	Issuer	Trading code	First trading day	Nominal value of issue traded	Coupon interest rate	Maturity	Sector
1	SLOVENSKA ODŠKODNINSKA DRUŽBA	SOS2E	7 Apr 1997	536,865,000 EUR	6% p.a.	1996-2004	meeting commitments deriving from denationalisation process
2	STANOVANJSKI SKLAD RS	SSR3	8 May 2001	2,000 SITm	6.1% p.a. + TOM	2001-2011	national mortgage agency

TOM (abbreviation for: "temeljna obrestna mera" - base interest rate) - indexation factor calculated as twelve month average of monthly consumer price index

F2) FREE MARKET (2)

COMMON SHARES

Issuer	Trading code	First trading day	Nominal value of issue traded	Number of shares traded	Isin code	Sector
1 AGROKOMBINAT, MARIBOR	AKMG	24 Sep 1999	403.808 SITm	403.808	SI 003110433 2	retail, fooder production for livestock, meat and milk products, granary services
2 AKTIVA AVANT, LJUBLJANA	AAPG	12 Sep 2003	2.951.872 SITm	2.951.872	SI 002111191 7	other financial intermediation
3 AKTIVA INVEST, LJUBLJANA	AKIR	27 May 2003	815.773 SITm	815.773	SI 02111135 4	enterprise & business counselling
4 AKTIVA NALOŽBE, LJUBLJANA	ATPG	27 Feb 2004	13.591.508 SITm	13.591.508	SI 002111216 2	holding companies management
5 ALPETOUR POTOVALNA AGENCIJA	APAG	2 Aug 2000	526.084 SITm	263.042	SI 003110989 3	passengers transport
6 ARKADA HOLDING, LJUBLJANA	AR1R	13 Jan 2004	6.640.325 SITm	6.640.325	SI 002111207 1	holding companies management
7 AVTOPREVOZNIŠTVO IN SERVISI VELENJE	ASVG	1 Sep 1997	308.696 SITm	308.696	SI 003110315 1	transport company
8 BELINKA HOLDING	BELG	19 Oct 2000	2.702.532 SITm	2.702.532	SI 003110216 1	holding companies management
9 CAPITA	CAP1	5 Sep 1997	315.963 SITm	315.963	SI 002110003 5	holding companies management
10 CERTIUS INVEST	CRIR	16 Sep 2003	3.091.062 SITm	3.091.062	SI 002111192 5	other financial intermediation
11 CETIS CELJE	CETG	10 Mar 1997	2.400 SITm	200.000	SI 003110084 3	paper industry and graphics
12 CINKARNA CELJE	CICG	6 Mar 1998	4.874.862 SITm	812.477	SI 003110380 5	metallurgic and chemical industry
13 COLOR MEDVODE	COMG	15 Jan 1998	1.900.782 SITm	950.391	SI 003110360 7	resin, colours and varnish industry
14 CREINA KRANJ	CRKG	21 Feb 2000	194.376 SITm	48.594	SI 003110915 8	production and wholesale of agricultural and industrial machines and gadgets
15 DANA MIRNA	DMRG	7 June 1999	356.128 SITm	356.128	SI 003110520 6	secondary industry of fruit processing and production of alcohol and non-alcohol drinks
16 DZS LJUBLJANA	DZS	12 May 1999	1.429.368 SITm	1.429.368	SI 003110527 1	publishing and trading
17 EGOLES ŠKOFJA LOKA	GKRG	17 Sep 1999	258.3 SITm	258.300	SI 003110714 5	forest management and sale of wood products
18 ELMO LJUBLJANA	IELG	22 Feb 2001	708 SITm	708.000	SI 003111026 3	electrical installations
19 ETRA 33	ETRG	7 Nov 2002	454.23 SITm	45.423	SI 003110712 9	production of electromotors, generators and transformers
20 FINIRA	FIRR	10 Oct 2002	2.179.206 SITm	2.179.206	SI 002111138 8	holding companies management
21 FOND INVEST	MHLG	30 Jan 2001	595.241 SITm	595.241	SI 003111007 3	holding companies management
22 FRUCTAL AJDOVŠČINA	FRAG	6 Jan 1998	2.504.151 SITm	2.504.151	SI 003110359 9	food-processing industry
23 GEA COLLEGE	GEAL	5 Jan 1995	147.885 SITm	147.885	SI 003110080 1	consulting
24 GEA TOVARNA OLJA	GSBG	30 June 1996	660.348 SITm	660.348	SI 003110129 6	oil - producing industry
25 GORENJSKI TISK KRANJ	GTKG	19 Sep 1996	960.176 SITm	960.176	SI 003110119 7	graphics services
26 GORIŠKE OPEKARNE RENČE	GORG	8 Mar 1999	392.725 SITm	392.725	SI 003110493 3	production of different clay brick products
27 GOZDNO GOSPODARSTVO BLEDE	GGBG	27 Dec 1999	611.9 SITm	611.900	SI 003110737 6	forest management
28 GRADIS GP	GLJG	12 July 1999	609.5 SITm	304.750	SI 003110393 8	construction
29 GRAND HOTEL UNION	GHUG	5 Jan 2000	1.814.613 SITm	1.814.613	SI 003110865 5	hotel industry
30 HELIOS DOMŽALE	HDOG	19 Sep 1996	2.198.61 SITm	219.861	SI 003110114 8	intermediary on fuel, mine sector
31 HIDROTEHNIK LJUBLJANA	VHLG	5 July 1999	2.198.61 SITm	384.472	SI 003110551 1	building industry and protection against flood damage
32 HOTELI PALACE PORTOROŽ	PALG	7 Oct 1997	2.346.102 SITm	2.346.102	SI 003110330 0	hotel industry
33 HRAM HOLDING	ST1R	27 Jan 2004	4.346.667 SITm	4.346.667	SI 002111210 5	holding companies management
34 IMP ČRPALKE	ICRG	9 Sep 1998	333.034 SITm	333.034	SI 003110434 0	production of pumps
35 IMP KLIMAT	KLIG	26 Apr 2002	353.9 SITm	353.900	SI 003111114 7	production of air conditioning equipment
36 INFOND HOLDING	IFFR	23 Sept 2002	16.833.414 SITm	16.833.414	SI 002111076 0	holding companies management
37 INFOND HOLDING 1	IFHR	22 Jul 2004	3.777.004 SITm	3.777.004	SI 002111308 7	holding companies management
38 INLES RIBNICA	IHPG	8 Oct 1999	1.218.01 SITm	609.005	SI 003110745 9	production of furniture
39 INTARA LJUBLJANA	INTR	5 Jan 1995	101 SITm	101.000	SI 003110114 8	brokerage house
40 INTEGRAL JESENICE	INJG	14 Sep 1999	243.784 SITm	243.784	SI 003110708 7	merchandise and passenger transport, motor vehicle service and repairs
41 INTERTRADE ITA	INRG	20 Oct 1997	695.31 SITm	69.531	SI 003110333 4	mechanical engineering representative
42 INTERTRADE ITS	ITSG	24 Apr 1998	1.260 SITm	1.260.000	SI 003110394 6	information and computer service
43 ISKRA AVTOELEKTRIKA	IALG	26 Oct 2004	3.216.626 SITm	1.608.313	SI 003110704 6	production of electrical equipment for machinery and vehicles
44 JADRAN SEŽANA	JASG	23 Sep 1996	165.302 SITm	165.302	SI 003110154 4	commerce industry
45 JATA EMONA	JAMR	15 Jan 2002	3.197.534 SITm	3.197.534	SI 003111109 7	production and retailing of poultry meat
46 JAVOR PIVKA	JPIG	13 Nov 2000	1.194.7 SITm	1.194.700	SI 003110910 9	production of plywood, bound and layer wood, fibre and other slabs
47 JELEN SLOVENSKE KONJICE	JESG	29 Nov 1999	50.849 SITm	50.849	SI 003110430 8	restaurant & hotel capacities
48 JUTEKS ŽALEC	JTKG	2 Nov 1999	641.432 SITm	641.432	SI 003110786 3	carpet production on various linings
49 KD HOLDING	KDHR	5 Feb 2001	7.399.752 SITm	924.969	SI 003111046 1	holding companies management
50 KD NALOŽBE	PDKR	5 Nov 2003	9.566.329 SITm	9.566.329	SI 002111196 6	holding companies management
51 KEMA PUČONCI	KEPG	17 Dec 1998	217.346 SITm	217.346	SI 003110420 9	production of special buildingmaterials
52 KLASJE CELJE	KLJG	2 July 1999	820.343 SITm	820.343	SI 003110548 7	bread, pastries and sweets production
53 KOMPAS HOTELI KRANJSKA GORA	KHKG	31 May 1996	1.627 SITm	162.700	SI 003110052 0	tourism, hotel industry
54 KOŠAKI TMI MARIBOR	TKMG	11 Oct 1999	432.36 SITm	43.236	SI 003110424 1	secondary meat industry and production of meat products
55 KRONA HOLDING	KRHR	9 May 2002	1.287.121 SITm	1.287.121	SI 002111124 8	holding companies management
56 KS2 NALOŽBE	KS2G	22 Dec 2003	10.911.34 SITm	10.911.340	SI 002111203 0	holding companies management
57 LESNINA	MILG	12 Jan 2002	2.906.81 SITm	76.495	SI 003111116 2	wholesale and retail of furniture
58 LESNINA EMMI SLOV.BISTRICA	LSBG	8 May 1996	684.037 SITm	684.037	SI 003110035 5	aluminium and wood production
59 ŽITO INTES	IMTG	9 Mar 2000	2.518.194 SITm	2.518.194	SI 003110920 8	cereal processing and production of farinaceous food

F2) FREE MARKET (3)

COMMON SHARES

	Issuer	Trading code	First trading day	Nominal value of issue traded	Number of shares traded	Isin code	Sector
60	LIP BLEĐ	LLBG	12 Jan 2000	2,155,899 SITm	2,155,899	SI 003110871 3	wood manufacturing
61	LIV POSTOJNA	LIVG	16 Nov 1999	1,616 SITm	161,600	SI 003110796 2	production of vacuum cleaners, plastic tubes and fittings, bicycles, hydraulic elevators and concrete mixers
62	LIZ INŽENIRING LJUBLJANA	LIZG	11 Mar 1999	123,846 SITm	123,846	SI 003110371 4	consulting and engineering in object construction
63	MARINA PORTOROŽ	MAPG	19 Sep 1996	627,864 SITm	313,932	SI 003110058 7	nautical and hotel industry
64	OLJARICA KRANJ	MCKG	27 Jan 1999	704,04 SITm	70,404	SI 002111021 3	production of cooking oil
65	MAKSIMA HOLDING	MAHR	6 May 2003	6,399,85 SITm	6,399,850	SI 002111151 1	holding companies management
66	MAKSIMA INVEST	MKIR	26 Oct 2004	7,451,949 SITm	7,451,949	SI 002111319 4	holding companies management
67	MEDALJON MARIBOR	MEDR	12 Oct 1999	1,734 SITm	1,734,000	SI 003110691 5	management of holding companies, business operations of own real estate and renting own real estate
68	MEDVEŠEK PUŠNIK LJUBLJANA	MPL	12 Dec 1997	160 SITm	80,000	SI 002110324 5	financial consulting
69	MELAMIN KOČEVJE	MKOG	23 Sep 1996	466,489 SITm	466,489	SI 00311020 1	chemical industry
70	MERCATA	MROH	27 Jul 2004	2,891,874 SITm	2,891,874	SI 002111199 0	holding companies management
71	METALKA TRGOVINA	MTGG	2 Jul 2004	1,152,048 SITm	1,152,048	SI 003110566 9	retail trade in unspecial stores
72	MESNA INDUSTRIJA PRIMORSKE	MIPG	19 June 2000	1,478,742 SITm	1,478,742	SI 003110969 5	meat processing industry; wholesale and retail trade with provisions
73	MITOL SEŽANA	MISG	15 May 1997	770,509 SITm	770,509	SI 003110271 6	production and sale of adhesive substances and resinous compound
74	MLADINSKA KNJIGA TISKARNA LJUBLJANA	MKTG	11 Oct 1999	1,039,54 SITm	103,954	SI 003110094 2	printing, publishing, retail and wholesale
75	MODRA LINIJA HOLDING	MLHR	20 Nov 2002	1,882,991 SIT m	1,882,991	SI 002111058 8	holding companies management
76	M1	M1R	4 Aug 2004	2,681,638 SITm	2,681,638	SI 002111311 1	holding companies management
77	NAMA LJUBLJANA	NALN	30 Apr 2004	953,752 SITm	953,752	SI 003110269 0	retail trade and renting of business premises
78	NFD HOLDING	NF2R	10 Dec 2003	30,184,54 SITm	30,184,540	SI 002111200 6	holding companies management
79	NIKO ŽELEZNIKI	NKPG	17 Sep 1999	358,75 SITm	35,875	SI 003110717 8	office material, industrial paper-clips, electromagnets and other metal mechanisms production
80	NK2 NALOŽBE	NK2R	6 Feb 2004	1,255,432 SITm	1,255,432	SI 002111213 9	holding companies management
81	PLAMA PUR	POPG	6 Dec 1999	686,798 SITm	686,798	SI 003110822 6	production and refashioning of poliuretanic (plastic) foams
82	POM-INVEST	POIR	19 Oct 2001	2,241,983 SITm	2,241,983	SI 002111098 4	holding companies management
83	POM-NALOŽBE	PPIG	13 May 2004	2,296,5 SITm	2,296,500	SI 002111303 8	holding companies management
84	RTC KRVAVEČ	RKRG	17 Oct 1997	2,311,468 SITm	1,155,734	SI 003110328 4	ski resort
85	SATURNUS EMBALAŽA LJUBLJANA	SELR	3 Nov 1997	672,512 SITm	84,064	SI 003111175 8	production of package
86	SIJAJ HRASTNIK	SIHG	7 Oct 1999	268,8 SITm	26,880	SI 003110742 6	production of decorative lights and metal products
87	KD GROUP	SKDR	21 Dec 2000	372,872 SITm	186,436	SI 003111016 4	holding companies management
88	SLOVENJALEŠ LJUBLJANA	SLLG	8 May 1996	2,736,04 SITm	273,604	SI 003110040 5	commerce, engineering, representation
89	SVILA MARIBOR	SVMG	17 Jan 1997	1,263,478 SITm	1,263,478	SI 003110209 6	textile industry
90	SVILANIT KAMNIK	SKAG	14 Apr 1997	816,974 SITm	408,487	SI 003110245 0	textile industry
91	TEKSTINA AJDOVŠČINA	TEAG	12 Feb 1997	1,127,293 SITm	1,127,293	SI 03110221 1	textile industry
92	TERME DOBRNA	ZDGG	5 July 1999	682,01 SITm	682,010	SI 03110539 6	medical services, tourist and hotel trade
93	TOSAMA DOMŽALE	TODG	13 Sep 1996	2,956,7 SITm	295,670	SI 003110136 1	sanitary material production
94	TOVARNA SLADKORJA ORMOŽ	TSOR	12 Apr 1996	4,971,93 SITm	497,163	SI 003110020 7	sugar production
95	TRDNJAVA HOLDING	TROR	31 Mar 2004	2,593,123 SITm	2,593,123	SI 002111219 6	holding companies management
96	TRDNJAVA I HOLDING	TR1R	31 Mar 2004	891,75 SITm	891,750	SI 002111220 4	holding companies management
97	TRIGLAV NALOŽBE	TRSG	7 Apr 2004	13,182,366 SITm	13,182,366	SI 002111223 8	holding companies management
98	TRIGLAV, finančna družba	TFDR	4 Mar 2003	6,356,989 SITm	6,356,989	SI 002111220 6	holding companies management
99	TUB SWATY MARIBOR	TUBG	30 Dec 1997	1,155,76 SITm	288,940	SI 003110344 1	production and trade of knife grinders
100	UNITAS LJUBLJANA	USLG	26 Nov 1998	145,115 SITm	145,115	SI 003110467 0	production of sanitary, water and gas fittings
101	UNIT-AS NEPREMIČNINELJUBLJANA	USAR	20 Feb 2003	173,377 SITm	173,377	SI 003111147 7	trading with own real estate
102	UPIMO GROUP LJUBLJANA	UPGR	9 July 1997	215 SITm	215,000	SI 002110266 8	counseling services on trading and marketing and financial engineering
103	VELANA LJUBLJANA	VLJG	23 Dec 2002	1,409,645 SITm	1,409,645	SI 003110069 4	non-clothing textile manufacturer
104	VIPA HOLDING	VHDR	5 Nov 2003	7,347,565 SITm	7,347,565	SI 002111131 3	other financial intermediation
105	VIZIJA HOLDING	VIHR	17 Mar 2003	2,277,503 SITm	2,277,503	SI 002111125 5	holding companies management
106	VIZIJA HOLDING ENA	VZPG	3 Feb 2004	2,129,725 SITm	2,129,725	SI 002111211 3	holding companies management
107	ZDRAVILIŠČE ROGAŠKA	RGS	11 Feb 1999	898,11 SITm	898,110	SI 003110489 4	health resort
108	ZLATA MONETA II finančna družba	ZM2R	13 Nov 2003	8,232,861 SITm	8,232,861	SI 002111198 2	other financial intermediation
109	ZVON ENA HOLDING	ZVHR	30 Oct 2003	11,520,72 SITm	11,523,260	SI 002111177 6	holding companies management
110	ZVON DVA HOLDING	ZV2R	25 Feb 2004	14,120,934 SITm	14,120,934	SI 002111215 4	holding companies management
111	ŽELEZARNA RAVNE - MONTER DRAVOGRAD	ZMDG	17 Sep 1999	359,761 SITm	359,761	SI 003110696 4	management of investment portfolios of subsidiaries

PREFERRED SHARES

	Issuer	Trading code	First trading day	Nominal value of issue traded	Number of shares traded	Isin code	Sector
1	KD HOLDING	KDHP	18 July 2001	2,131,304 SITm	266,413	SI 003120050 2	holding companies management
2	ZDRAVILIŠČE ROGAŠKA	RGP	11 Feb 1999	55,7 SITm	27,850	SI 003120028 8	health resort

F2) FREE MARKET (4)

CLOSED-END FUNDS

	Issuer	Trading code	First trading day	Nominal value of issue traded	Number of shares traded	Isin code	Sector
1	ID MAKSIMA	MAIR	21 May 2003	7,811.823 SITm	7,811,823	SI 002111152 9	investment fund
2	INFOND ID	IFIR	23 Sept 2002	8,132.314 SITm	8,132,314	SI 002111078 6	investment fund
3	INFOND ID 1	IFDR	2 Aug 2004	4,956.471 SITm	4,956,471	SI 002111307 9	investment fund
4	KD ID	KDIN	9 Feb 2001	9,204.61 SITm	92,046,145	SI 002111023 2	investment fund
5	KRONA SENIOR	SNON	8 Dec 1998	7,317.04 SITm	73,170,428	SI 002110590 1	investment fund
6	MODRA LINIJA	MLON	7 Apr 1998	3,415,383,300 SIT	34,156,833	SI 002110596 8	investment fund
7	NFD 1 DELNIŠKI INVESTICIJSKI SKLAD	NFIN	26 Oct 1998	15,833.01 SITm	160,580,300	SI 002110600 8	investment fund
8	TRIGLAV STEBER 1, delniška ID	TG1R	11 Aug 2004	14,746.743 SITm	14,746,743	SI 002111312 9	investment fund
9	VIPA INVEST	VIIN	13 Nov 2003	3,079.247 SITm	3,079,247	SI 002111132 1	investment fund
10	ZLATA MONETA I	ZM1N	31 Mar 1999	13,659.56 SITm	136,595,600	SI 002110617 2	investment fund
11	ZVON ENA ID	ZVIR	24 Nov 2003	2,277.577 SITm	2,277,577	SI 002111178 4	investment fund