



MONTHLY STATISTICS  
LJUBLJANA STOCK EXCHANGE

December and Year 2004  
Year X, No. 12/04

TURNOVER

Market	Turnover (in EURm)		Volume in pieces		Number of bargains	
	December	Year 2004	December	Year 2004	December	Year 2004
<b>Official market</b>	<b>109.64</b>	<b>1,074.82</b>	<b>1,886,359</b>	<b>22,424,016</b>	<b>11,053</b>	<b>106,587</b>
Shares	67.60	694.85	989,696	10,711,639	7,786	93,036
Bonds	42.03	379.98	896,663	11,712,377	3,267	13,551
<b>Free market</b>	<b>104.66</b>	<b>585.86</b>	<b>19,647,126</b>	<b>263,424,071</b>	<b>21,010</b>	<b>246,481</b>
Shares	57.27	239.07	4,696,427	36,260,669	13,177	138,743
Bonds	19.32	95.75	289,104	2,216,559	582	5,448
Closed-end funds	28.07	231.84	14,661,595	161,824,418	7,251	85,149
Authorised closed-end fund	0.00	19.20	0	63,122,425	0	17,141
Short-term securities	0.00	0.00	0	0	0	0
<b>Total</b>	<b>214.30</b>	<b>1,660.69</b>	<b>21,533,485</b>	<b>285,848,087</b>	<b>32,063</b>	<b>353,068</b>

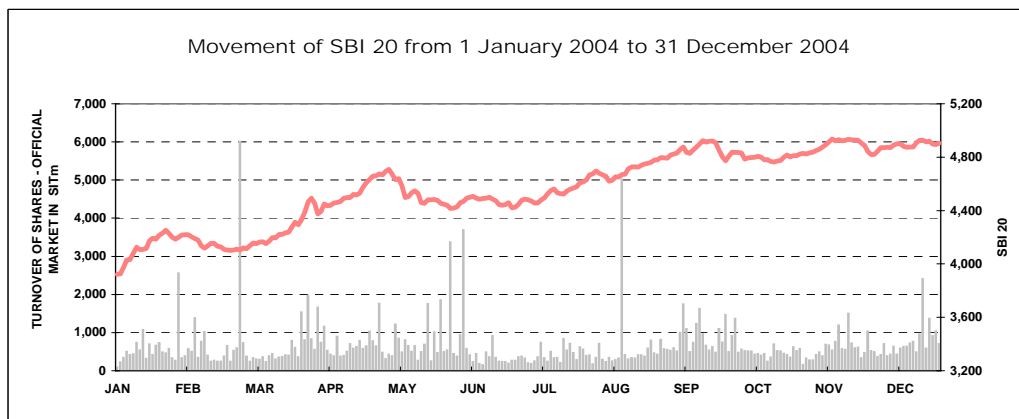
MARKET SIZE

Market	Market capitalisation (in EURm)	Number of securities	Number of issuers
<b>Official market</b>	<b>7,166.00</b>	<b>105</b>	<b>41</b>
Shares	4,132.33	29	29
Bonds	3,033.67	76	12
<b>Free market</b>	<b>2,509.89</b>	<b>149</b>	<b>137</b>
Shares	1,527.74	113	111
Bonds	664.46	25	15
Closed-end funds	317.70	11	11
Short term securities	-	10	1
<b>Total</b>	<b>9,675.90</b>	<b>254</b>	<b>173</b>

STOCK EXCHANGE INDICES	Nominal return in December 2004	Nominal return in Year 2004
Slovene stock exchange index (SBI 20)	1.30%	24.74%
Nonweighted slovene stock exchange index (SBI 20NT)	1.11%	20.90%
Free market index (IPT)	1.34%	22.15%
Investment fund index (PIX)	-1.30%	33.85%
Bond index (BIO)	1.37%	4.07%

INDUSTRIAL SECTOR INDICES	Nominal return in December 2004	Nominal return in Year 2004
Food and beverages	-0.38%	-0.40%
Chemicals	1.11%	28.14%
Oil and gas	3.33%	9.03%
Transport	1.73%	39.34%
Trade	0.90%	22.76%

Movement of SBI 20 from 1 January 2004 to 31 December 2004





ISSUER

Ljubljana Stock Exchange Inc.  
Slovenska 56  
1000 Ljubljana

INFORMATIONS

E-mail:	info@ljse.si
Phone:	386 1 47-10-211 386 1 47-10-205
Contact persons:	Nataša Žabkar, Simon Mastnak

STATISTICS ON WEB:

http://www.ljse.si/StrAng/Trading/Menu/tr\_dpl.htm

**Top Five Official Market**  
4.9.2004

Turnover In SIT	
LKPG	401.268.736
RS56	296.222.500
KRKG	193.149.695
PETG	80.107.211
GRVG	70.387.390

**On-line Indices**  
Market is closed . 4.9.2004 09:21

Index	Value	ABS	%
SBI20	4.462,07	0,00	0,00 O
IPT	3.831,30	0,00	0,00 O
PIX	4.188,36	0,00	0,00 O

**News**

- April 8, 2004, Ljubljanska borza d.d.: MERCATOR, d.d., Ljubljana - temporary suspension of trading with MELR shares
- April 7, 2004, Ljubljanska borza d.d.: Salus, d.d., Ljubljana - ex dividend date

---

---

# INDEX

---

	Page
A) STOCK EXCHANGE INDICES	1
<b>A1) Values, yields and movements of Stock Exchange Indices</b>	1
<b>A2) Index compositions</b>	4
B) NUMBER OF ISSUERS, TRADED SECURITIES AND MEMBERS	6
C) TURNOVER	7
<b>C1) Monthly turnover by securities on official market</b>	7
<b>C2) Monthly turnover by securities on free market</b>	9
<b>C3) Turnover by securities on official market in Year 2004</b>	14
<b>C4) Turnover by securities on free market in Year 2004</b>	16
<b>C5) Most traded securities in December 2004</b>	21
<b>C6) Most traded securities in Year 2004</b>	22
<b>C7) Turnover by LJSE members in December 2004</b>	23
<b>C8) Turnover by LJSE members in Year 2004</b>	24
<b>C9) Monthly turnover in Years 2003 and 2004</b>	25
D) MARKET CAPITALISATION	28
<b>D1) Market capitalisation of shares</b>	29
<b>D2) Market capitalisation of bonds</b>	32
<b>D3) Market capitalisation of investment funds</b>	34
E) OTHER	35
<b>E1) Indicators (shares on official market)</b>	35
<b>E2) Ownership and net inflow of foreign portfolio investments</b>	36
<b>E3) Record values</b>	37
<b>E4) New listed securities and changes in Year 2004</b>	38
F) LIST OF SECURITIES	41
<b>F1) Official market</b>	41
<b>F2) Free market</b>	43

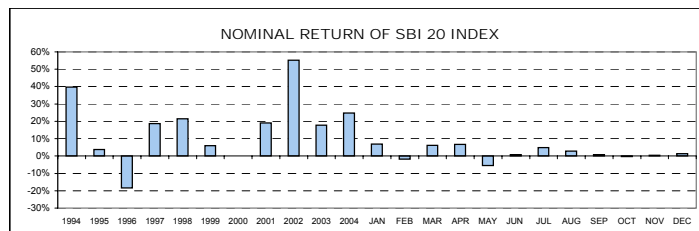
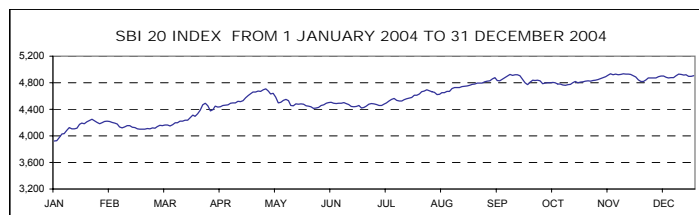
## A) STOCK EXCHANGE INDICES

### SBI 20 - SLOVENE STOCK EXCHANGE INDEX

Year	Max	Date	Min	Date	Close	Nominal return
1994	1,598.03	28 June 1994	1,131.23	21 Oct 1994	1,396.81	39.68%
1995	1,590.17	9 Nov 1995	1,016.99	13 July 1995	1,448.75	3.72%
1996	1,589.18	13 Mar 1996	891.93	10 Sept 1996	1,183.26	-18.33%
1997	1,655.36	10 Feb 1997	1,156.14	6 Jan 1997	1,404.70	18.71%
1998	2,026.47	10 Aug 1998	1,378.49	6 Jan 1998	1,705.77	21.43%
1999	1,981.87	19 Feb 1999	1,679.48	5 Jan 1999	1,806.26	5.89%
2000	1,903.66	24 Jan 2000	1,584.23	25 May 2000	1,807.94	0.09%
2001	2,159.35	19 Dec 2001	1,700.24	25 Apr 2001	2,151.59	19.01%
2002	3,547.64	8 Nov 2002	2,197.68	3 Jan 2002	3,340.20	55.24%
2003	4,034.53	5 Dec 2003	3,067.67	3 Jul 2003	3,931.64	17.71%
2004	4,935.29	15 Nov 2004	3,922.74	5 Jan 2004	4,904.48	24.74%

Year 2004	Max	Date	Min	Date	Close	Nominal return
January	4,252.35	26 Jan 2004	3,922.74	5 Jan 2004	4,199.21	6.81%
February	4,219.86	3 Feb 2004	4,101.86	23 Feb 2004	4,120.71	-1.87%
March	4,491.93	29 Mar 2004	4,113.27	1 Mar 2004	4,375.67	6.19%
April	4,674.59	29 Apr 2004	4,394.72	1 Apr 2004	4,667.63	6.67%
May	4,709.16	4 May 2004	4,415.02	31 May 2004	4,415.02	-5.41%
June	4,505.88	9 Jun 2004	4,419.21	1 Jun 2004	4,446.86	0.72%
July	4,666.73	30 Jul 2004	4,455.64	7 Jul 2004	4,666.73	4.94%
August	4,796.55	31 Aug 2004	4,619.45	9 Aug 2004	4,796.55	2.78%
September	4,924.00	17 Sep 2004	4,772.03	28 Sep 2004	4,838.82	0.88%
October	4,836.61	4 Oct 2004	4,762.90	19 Oct 2004	4,822.53	-0.34%
November	4,935.29	15 Nov 2004	4,823.89	3 Nov 2004	4,841.30	0.39%
December	4,927.75	22 Dec 2004	4,819.35	1 Dec 2004	4,904.48	1.30%

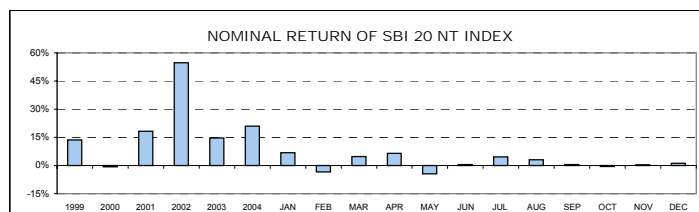
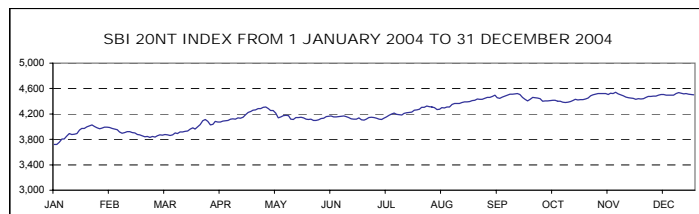


### SBI 20NT - NON-WEIGHTED SLOVENE STOCK EXCHANGE

Year	Max	Date	Min	Date	Close	Nominal return
1998	1,706.07	10 Aug 1998	1,437.30	30 June 1998	1,568.87	n.a.
1999	1,871.02	8 Sept 1999	1,548.95	5 Jan 1999	1,782.03	13.59%
2000	1,841.63	25 Jan 2000	1,585.48	25 May 2000	1,769.15	-0.72%
2001	2,096.75	27 Dec 2001	1,661.96	9 May 2001	2,092.66	18.29%
2002	3,350.05	28 Nov 2002	2,082.58	3 Jan 2002	3,238.51	54.76%
2003	3,773.87	5 Dec 2003	2,932.15	3 Jul 2003	3,724.00	14.99%
2004	4,543.43	15 Nov 2004	3,719.53	5 Jan 2004	4,502.46	20.90%

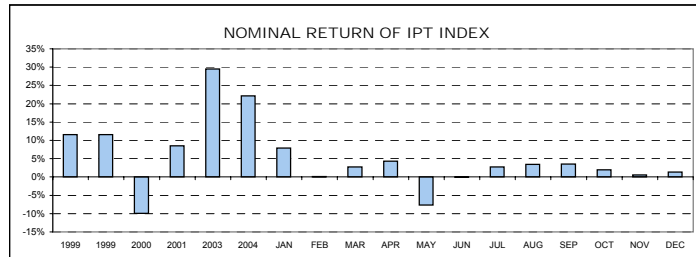
  

Year 2004	Max	Date	Min	Date	Close	Nominal return
January	4,029.29	26 Jan 2004	3,719.53	5 Jan 2004	3,979.12	6.85%
February	3,993.82	2 Feb 2004	3,831.43	26 Feb 2004	3,845.87	-3.35%
March	4,113.14	29 Mar 2004	3,838.09	1 Mar 2004	4,027.78	4.73%
April	4,286.14	30 Apr 2004	4,040.04	1 Apr 2004	4,286.14	6.41%
May	4,310.59	4 May 2004	4,096.84	31 May 2004	4,096.84	-4.42%
June	4,168.74	16 Jun 2004	4,097.06	1 Jun 2004	4,119.00	0.54%
July	4,305.71	30 Jul 2004	4,115.50	8 Jul 2004	4,305.71	4.53%
August	4,435.19	31 Aug 2004	4,271.90	9 Aug 2004	4,435.19	3.01%
September	4,523.59	22 Sep 2004	4,404.67	28 Sep 2004	4,461.63	0.60%
October	4,458.20	4 Oct 2004	4,380.53	19 Oct 2004	4,435.45	-0.59%
November	4,543.43	15 Nov 2004	4,431.99	3 Nov 2004	4,453.11	0.40%
December	4,534.70	22 Dec 2004	4,434.66	1 Dec 2004	4,502.46	1.11%



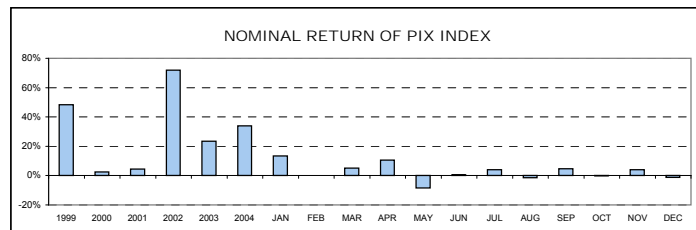
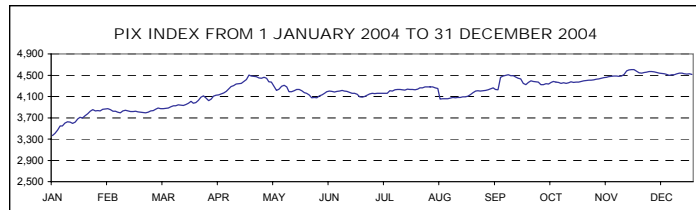
## IPT - FREE MARKET INDEX

Year	Max	Date	Min	Date	Close	Nominal return
1998	1,795.31	11 Aug 1998	1,318.83	1 July 1998	1,618.99	n.a.
1999	1,806.98	30 Dec 1999	1,504.61	3 Aug 1999	1,806.98	11.61%
2000	1,772.76	24 Jan 2000	1,469.64	26 Oct 2000	1,627.44	-9.94%
2001	1,769.69	14 Dec 2001	1,415.06	23 May 2001	1,765.60	8.49%
2002	2,699.16	4 Dec 2002	1,815.82	8 Jan 2002	2,635.36	49.26%
2003	3,412.17	30 Dec 2003	2,528.38	11 Jun 2003	3,412.17	29.48%
2004	4,193.25	15 Nov 2004	3,359.89	5 Jan 2004	4,168.02	22.15%
Year 2004	Max	Date	Min	Date	Close	Nominal return
January	3,718.56	26 Jan 2004	3,359.89	5 Jan 2004	3,681.59	7.90%
February	3,702.05	16 Feb 2004	3,627.63	10 Feb 2004	3,687.11	0.15%
March	3,819.28	30 Mar 2004	3,698.85	1 Mar 2004	3,788.47	2.75%
April	3,996.99	23 Apr 2004	3,804.77	1 Apr 2004	3,951.89	4.31%
May	3,956.79	3 May 2004	3,648.55	31 May 2004	3,648.55	-7.68%
June	3,710.91	17 Jun 2004	3,606.72	3 Jun 2004	3,645.20	-0.09%
July	3,745.77	30 Jul 2004	3,673.44	2 Jul 2004	3,745.77	2.76%
August	3,875.53	31 Aug 2004	3,643.53	11 Aug 2004	3,875.53	3.46%
September	4,057.72	17 Sep 2004	3,876.96	1 Sep 2004	4,012.58	3.54%
October	4,089.89	29 Oct 2004	3,966.85	12 Oct 2004	4,089.89	1.93%
November	4,193.25	15 Nov 2004	4,073.38	4 Nov 2004	4,112.96	0.56%
December	4,168.02	30 Dec 2004	4,054.20	2 Dec 2004	4,168.02	1.34%



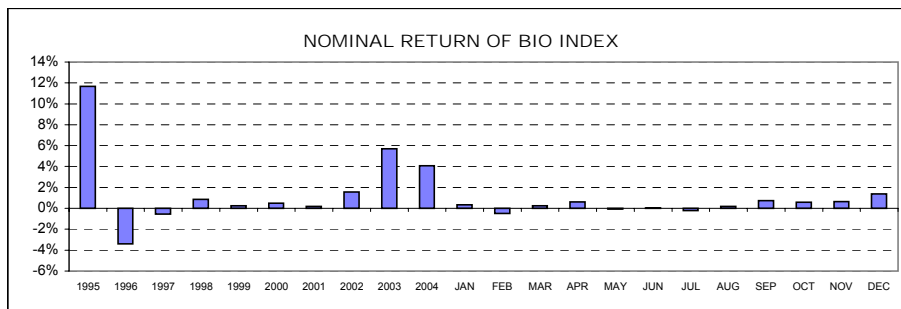
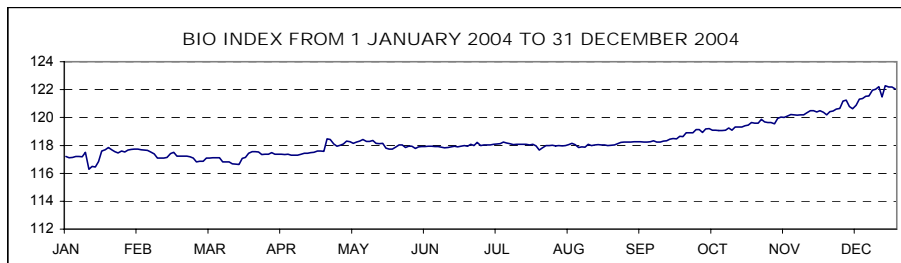
## PIX - INVESTMENT FUNDS INDEX

Year	Max	Date	Min	Date	Close	Nominal return
1999	1,633.77	8 Sep 1999	965.15	5 Jan 1999	1,483.50	48.35%
2000	1,572.13	17 Jan 2000	1,097.07	25 May 2000	1,520.79	2.51%
2001	1,588.02	28 Dec 2001	1,328.44	23 May 2001	1,588.02	4.42%
2002	3,013.05	27 Nov 2002	1,598.45	3 Jan 2002	2,729.73	71.90%
2003	3,374.22	29 Dec 2003	2,558.26	12 Mar 2003	3,372.03	23.53%
2004	4,606.40	26 Nov 2004	3,367.18	5 Jan 2004	4,513.38	33.85%
Year 2004	Max	Date	Min	Date	Close	Nominal return
January	3,853.13	27 Jan 2004	3,367.18	5 Jan 2004	3,827.16	13.50%
February	3,868.49	4 Feb 2004	3,791.00	11 Feb 2004	3,830.54	0.09%
March	4,114.02	29 Mar 2004	3,832.50	1 Mar 2004	4,024.09	5.05%
April	4,503.12	23 Apr 2004	4,052.60	1 Apr 2004	4,451.21	10.61%
May	4,462.70	4 May 2004	4,075.44	31 May 2004	4,075.44	-8.44%
June	4,215.93	16 Jun 2004	4,073.98	2 Jun 2004	4,098.42	0.56%
July	4,259.71	30 Jul 2004	4,122.57	1 Jul 2004	4,259.71	3.94%
August	4,279.80	6 Aug 2004	4,050.89	11 Aug 2004	4,201.29	-1.37%
September	4,507.44	17 Sep 2004	4,205.00	2 Sep 2004	4,394.61	4.60%
October	4,392.01	29 Oct 2004	4,322.05	6 Oct 2004	4,392.01	-0.06%
November	4,606.40	26 Nov 2004	4,403.40	2 Nov 2004	4,572.83	4.12%
December	4,572.05	8 Dec 2004	4,496.66	17 Dec 2004	4,513.38	-1.30%



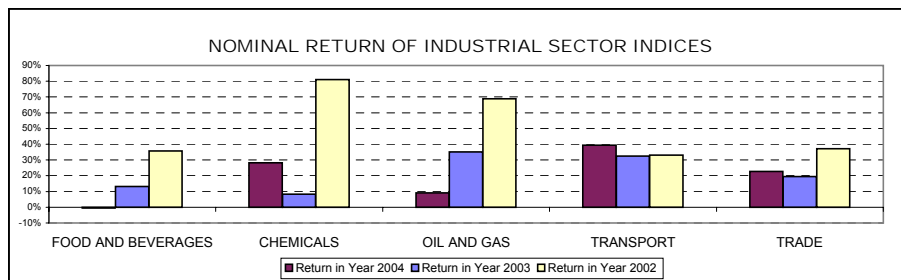
## BIO - STOCK EXCHANGE BOND INDEX

Year	Max	Date	Min	Date	Close	Nominal return
1995	113.52	14 Dec 1995	100.46	5 July 1995	111.68	11.68%
1996	111.96	8 Jan 1996	106.61	28 June 1996	107.89	-3.39%
1997	110.97	8 Apr 1997	104.90	29 Jan 1997	107.31	-0.54%
1998	108.22	30 Dec 1998	101.68	25 May 1998	108.22	0.85%
1999	110.52	4 Feb 1999	104.53	16 Aug 1999	108.50	0.26%
2000	109.63	15 Dec 2000	103.96	9 June 2000	109.03	0.49%
2001	110.08	17 Sept 2001	107.81	21 Mar 2001	109.25	0.20%
2002	111.06	27 Dec 2002	107.17	12 Mar 2002	110.96	1.57%
2003	118.14	21 Nov 2003	110.20	24 Jan 2003	117.27	5.69%
2004	122.27	27 Dec 2004	116.28	14 Jan 2004	122.04	4.07%
Year 2004	Max	Date	Min	Date	Close	Nominal return
January	117.85	22 Jan 2004	116.28	14 Jan 2004	117.67	0.34%
February	117.74	4 Feb 2004	117.09	16 Feb 2004	117.09	-0.49%
March	117.55	24 Mar 2004	116.63	18 Mar 2004	117.37	0.24%
April	118.48	28 Apr 2004	117.30	9 Apr 2004	118.10	0.62%
May	118.42	13 May 2004	117.73	26 May 2004	118.03	-0.06%
June	118.07	30 Jun 2004	117.78	4 Jun 2004	118.07	0.03%
July	118.25	14 Jul 2004	117.66	29 Jul 2004	117.83	-0.20%
August	118.14	12 Aug 2004	117.84	16 Aug 2004	118.04	0.18%
September	118.90	30 Sep 2004	118.12	1 Sep 2004	118.90	0.73%
October	119.64	28 Oct 2004	118.90	1 Oct 2004	119.60	0.58%
November	120.50	24 Nov 2004	119.55	9 Nov 2004	120.38	0.66%
December	122.27	27 Dec 2004	120.20	1 Dec 2004	122.04	1.37%



## INDUSTRIAL SECTOR INDICES

INDUSTRIAL SECTOR INDICES	Value as of 31 Dec 2004	Return in Year 2004	Return in Year 2003	Return in Year 2002
FOOD AND BEVERAGES	3,327.89	-0.40%	13.14%	35.76%
CHEMICALS	4,703.96	28.14%	8.30%	81.00%
OIL AND GAS	6,417.35	9.03%	35.08%	68.90%
TRANSPORT	5,019.35	39.34%	32.50%	33.11%
TRADE	3,560.24	22.76%	19.39%	37.06%



## A2) INDEX COMPOSITIONS

COMPOSITION OF SLOVENE STOCK EXCHANGE INDEX - SBI 20 ON 31 DECEMBER 2004 \*

Issuer	Trading code	Adjusted number of shares	Base value in SIT	Adjusted share	Sector	Market capitalisation (free float) of index on 31 Dec 2004	Sector share
KRKA	KRKG	702,948	30,026.12	10.00	pharmaceuticals	59,386,769,263 SIT	10.45%
PETROL	PETG	844,581	22,251.50	10.00	oil and gas	55,694,508,932 SIT	15.09%
MERCATOR	MELR	1,351,786	4,520.37	10.00	trade	54,132,486,656 SIT	16.07%
PIVOVARNA LAŠKO	PILR	7,421,812	6,199.69	10.00	food and beverages	53,311,320,905 SIT	18.45%
GORENJE	GRVG	8,191,517	2,157.29	9.90	household appliances	53,031,143,821 SIT	9.33%
SAVA	SAVA	1,326,120	16,791.89	8.88	chemicals	58,304,138,875 SIT	10.26%
INTEREUROPA	IEKG	6,074,096	4,919.17	7.92	transport	45,203,786,878 SIT	15.19%
LUKA KOPER	LKPG	5,115,201	2,310.79	7.66	transport	41,163,710,463 SIT	
MERKUR	MER	995,644	18,003.70	6.11	trade	37,246,743,347 SIT	
ISTRABENZ	ITBG	3,034,907	2,700.00	5.13	oil and gas	30,118,659,861 SIT	
KOLINSKA	KOLR	3,166,992	2,260.16	3.55	food and beverages	20,403,250,950 SIT	
DROGA	DRPG	226,148	35,873.12	3.46	food and beverages	20,040,453,288 SIT	
DELO	DELR	500,674	29,663.00	2.66	publishing	14,530,000,073 SIT	2.56%
TERME ČATEŽ	TCRG	379,980	28,365.52	2.59	health resort	14,780,215,053 SIT	2.60%
ŽITO	ZTOG	300,312	18,007.22	2.14	food and beverages	11,153,113,187 SIT	
<b>Market capitalisation of index</b>						<b>568,500,301,551.68</b>	
<b>Share of market capitalisation (shares official market) in index</b>						<b>46.11%</b>	

\* the same composition have also non-weighted Slovene Stock Exchange Index - SBI 20NT

COMPOSITION OF FREE MARKET INDEX - IPT ON 31 DECEMBER 2004

Issuer	Trading code	Number of shares	Base value in SIT	Share	Market capitalisation of index on 31 Dec 2004
HELIOS, DOMŽALE	HDOG	166,914	34,880.00 SIT	15.00	38,805,421,913 SIT
NFD HOLDING	NF2R	30,184,540	735.64 SIT	11.08	26,547,001,085 SIT
ZVON ENA HOLDING	ZVHR	11,520,720	1,977.88 SIT	10.13	24,879,455,669 SIT
JUTEKS	JTKG	641,432	12,701.10 SIT	8.70	21,292,591,813 SIT
CINKARNA CELJE	CICG	812,477	5,000.00 SIT	8.28	21,919,922,605 SIT
AKTIVA INVEST	AKIR	815,773	19,781.29 SIT	7.64	24,473,190,000 SIT
LESNINA	MILG	76,495	228,846.67 SIT	7.13	21,031,262,213 SIT
INFOND HOLDING	IFFR	16,833,414	685.23 SIT	6.94	15,733,855,398 SIT
KD HOLDING	KDHR	1,373,534	6,870.52 SIT	6.30	15,076,417,392 SIT
AKTIVA NALOŽBE	ATPG	13,591,508	955.02 SIT	5.04	13,591,508,000 SIT
TRIGLAV, FINANČNA DRUŽBA	TFDR	6,356,989	856.91 SIT	3.37	7,310,537,350 SIT
MAKSIMA HOLDING	MAHR	6,399,850	710.06 SIT	2.82	6,438,505,094 SIT
ZVON DVA HOLDING	ZV2R	14,120,934	484.45 SIT	2.81	7,012,879,452 SIT
ARKADA HOLDING	AR1R	6,640,325	940.00 SIT	2.54	6,587,534,416 SIT
TRIGLAV NALOŽBE	TRSG	13,182,366	410.75 SIT	2.21	5,009,299,080 SIT
<b>Market capitalisation of index</b>					<b>255,709,381,479 SIT</b>
<b>Share of market capitalisation (shares free market) in index</b>					<b>54.07%</b>

COMPOSITION OF INVESTMENT FUNDS INDEX - PIX ON 31 DECEMBER 2004

Issuer	Trading code	Adjusted number of shares	Base value in SIT	Adjusted share	Market capitalisation of index on 31 Dec 2004
TRIGLAV STEBER I, delniška ID	TG1R	6,941,988	701.10	15.00	27,526,370,818 SIT
NFD 1 DELNIŠKI INVESTICIJSKI SKLAD	NF1N	76,719,169	65.42	15.00	26,919,989,210 SIT
INFOND ID	IFIR	8,132,314	1,691.31	12.72	20,861,987,750 SIT
ID MAKSIMA	MAIR	7,811,823	1,707.96	11.66	20,098,492,569 SIT
KD ID	KDIN	92,046,145	57.74	11.51	20,980,998,291 SIT
ZLATA MONETA I, ID	ZM1N	136,595,600	23.56	11.11	20,426,506,024 SIT
KRONA SENIOR	SN0N	73,170,428	26.93	6.86	11,714,585,523 SIT
MODRA LINIJA	ML0G	34,156,833	170.00	5.13	8,881,459,717 SIT
ZVON ENA ID	ZVIR	2,277,577	2,500.14	3.81	6,993,117,972 SIT
VIPA INVEST	VIIN	3,079,247	1,674.92	3.76	6,739,332,362 SIT
INFOND ID 1	IFDR	4,956,471	1,232.99	3.44	5,860,035,663 SIT
<b>Market capitalisation of index</b>					<b>177,002,875,900 SIT</b>
<b>Share of market capitalisation (inv.funds) in index</b>					<b>74.57%</b>

COMPOSITION OF STOCK EXCHANGE BOND INDEX - BIO  
ON 31 DECEMBER 2004

Bonds	Trading code	Base value	Share
SLOVENSKA ODŠKODNINSKA DRUŽBA 2 <sup>nd</sup> issue	SOS2E	104.03	50.00
REPUBLIKA SLOVENIJA 53 <sup>rd</sup> issue	RS53	103.50	40.75
REPUBLIKA SLOVENIJA 38 <sup>th</sup> issue	RS38	111.58	9.25

COMPOSITIONS OF INDUSTRIAL SECTOR INDICES  
ON 31 DECEMBER 2004

**Food and beverages**

Issuer	Trading code	Base value in SIT	Adjusted number of shares	Adjusted share
PIVOVARNA LAŠKO	PILR	4,023,806	6,199.69	39.06
DROGA	DRPG	201,772	35,873.12	22.26
KOLINSKA	KOLR	2,539,536	2,260.16	20.49
ŽITO	ZTOG	353,715	18,007.22	18.19

**Chemicals**

Issuer	Trading code	Base value in SIT	Adjusted number of shares	Adjusted share
HELIOS, DOMŽALE	HDOG	137,333	34,880.00	44.39
CINKARNA CELJE	CICG	771,873	5,000.00	28.28
BELINKA	BELG	2,702,532	6,900.00	27.33

**Oil and gas**

Issuer	Trading code	Base value in SIT	Adjusted number of shares	Adjusted share
PETROL	PETG	1,202,344	22,251.50	61.91
ISTRABENZ	ITBG	5,180,000	2,700.00	38.09

**Transport**

Issuer	Trading code	Base value in SIT	Adjusted number of shares	Adjusted share
INTEREUROPA	IEKG	4,276,961	4,919.17	39.26
LUKA KOPER	LKPG	3,801,710	2,310.79	37.51
AERODROM LJUBLJANA	AELG	1,936,229	2,108.12	23.23

**Trade**

Issuer	Trading code	Base value in SIT	Adjusted number of shares	Adjusted share
MERCATOR	MELR	268,062	4,520.37	39.05
MERKUR	MER	148,797	18,003.70	17.98
SALUS, LJUBLJANA	SALR	26,587	54,666.67	12.51
LESNINA	MILG	15,478	145,000.00	12.34
KOMPAS MTS	MTSG	2,071,230	1,705.14	9.20
EMONA OBALA	EOKG	1,741,456	1,470.00	8.92



B) NUMBER OF ISSUERS, TRADED  
SECURITIES AND MEMBERS

	31 Dec 2002	31 Dec 2003	30 Nov 2004	31 Dec 2004
<b>NUMBER OF ISSUERS</b>	<b>191</b>	<b>181</b>	<b>171</b>	<b>173</b>
<b>Official market</b>	<b>48</b>	<b>45</b>	<b>41</b>	<b>41</b>
Shares	35	32	29	29
Bonds	15	13	12	12
<b>Free market</b>	<b>148</b>	<b>140</b>	<b>135</b>	<b>137</b>
Shares	101	102	110	111
Bonds	14	12	14	15
Authorised closed-end funds	29	18	-	-
Closed-end funds	4	8	11	11
Pension coupons	1	-	-	-
	31 Dec 2002	31 Dec 2003	30 Nov 2004	31 Dec 2004
<b>NUMBER OF SECURITIES</b>	<b>265</b>	<b>254</b>	<b>251</b>	<b>254</b>
<b>Official market</b>	<b>109</b>	<b>106</b>	<b>105</b>	<b>105</b>
Shares	36	32	29	29
Bonds	73	74	76	76
<b>Free market</b>	<b>157</b>	<b>148</b>	<b>146</b>	<b>149</b>
Shares	104	104	112	113
Bonds	19	18	23	25
Authorised closed-end funds	29	18	-	-
Closed-end funds	4	8	11	11
Pension coupons	1	-	-	-
<b>Short term securities</b>	<b>10</b>	<b>10</b>	<b>10</b>	<b>10</b>
	31 Dec 2002	31 Dec 2003	30 Nov 2004	31 Dec 2004
<b>NUMBER OF MEMBERS</b>	<b>28</b>	<b>27</b>	<b>28</b>	<b>27</b>

## C) TURNOVER

### C1) TURNOVER BY SECURITIES ON OFFICIAL MARKET IN DECEMBER 2004

#### 1. Shares

Issue	Total (in SIT)	Total (in EUR)	Block trades (in SIT)	Cross trades (in SIT)	Share in total turnover on official market	Share in turnover of shares	Volume in pieces	Number of bargains
<b>Total shares</b>	<b>16,208,743,905</b>	<b>67,602,453</b>	<b>4,550,572,393</b>	<b>1,155,574,323</b>	<b>61.66%</b>	<b>100.00%</b>	<b>989,696</b>	<b>7,786</b>
<b>Common shares</b>	<b>16,183,157,613</b>	<b>67,495,740</b>	<b>4,550,572,393</b>	<b>1,130,628,031</b>	<b>61.56%</b>	<b>99.84%</b>	<b>985,686</b>	<b>7,780</b>
1 MERCATOR	4,886,861,238	20,382,180	2,948,398,500	196,527,592	18.59%	30.15%	119,796	1,098
2 KRKA	3,178,279,558	13,255,673	133,869,002	325,684,629	12.09%	19.61%	37,548	1,776
3 PETROL	1,528,625,993	6,375,487	135,757,060	83,203,934	5.82%	9.43%	23,161	738
4 GORENJE	1,104,473,701	4,606,414	32,000,000	41,060,311	4.20%	6.81%	172,119	721
5 ISTRABENZ	717,072,302	2,990,596	0	8,858,572	2.73%	4.42%	72,851	479
6 SAVA	581,432,029	2,424,969	115,175,000	37,479,479	2.21%	3.59%	14,237	395
7 SALUS, LJUBLJANA	530,566,575	2,212,830	62,000,000	35,892,732	2.02%	3.27%	4,190	110
8 MERKUR	526,449,311	2,195,672	179,689,711	28,570,179	2.00%	3.25%	14,223	288
9 ŽITO	424,672,610	1,771,134	207,643,590	147,490,901	1.62%	2.62%	10,879	134
10 PIVOVARNA LAŠKO	395,847,692	1,651,004	105,000,000	17,547,103	1.51%	2.44%	55,918	329
11 KOMPAS MTS	377,790,777	1,575,654	269,554,150	40,373,600	1.44%	2.33%	257,501	86
12 KOLINSKA	348,809,341	1,454,856	0	33,180,976	1.33%	2.15%	54,055	265
13 TERME ČATEŽ	309,873,137	1,292,390	231,497,880	5,924,707	1.18%	1.91%	8,289	91
14 INTEREUROPA	300,359,494	1,252,743	0	6,734,258	1.14%	1.85%	39,706	213
15 LUKA KOPER	275,734,035	1,150,018	0	24,164,916	1.05%	1.70%	34,185	380
16 ETOL	180,279,130	751,930	0	11,995,773	0.69%	1.11%	3,063	68
17 AERODROM LJUBLJANA	164,272,639	685,135	0	16,155,655	0.62%	1.01%	14,079	305
18 TEHNOUNION	130,172,200	542,896	129,987,500	155,000	0.50%	0.80%	10,411	4
19 DELO	73,683,910	307,308	0	27,000,000	0.28%	0.45%	2,483	30
20 DROGA	55,753,327	232,532	0	7,099,232	0.21%	0.34%	629	60
21 DELO PRODAJA	37,121,350	154,820	0	23,328,500	0.14%	0.23%	5,747	21
22 RADENSKA	27,539,800	114,858	0	0	0.10%	0.17%	13,821	68
23 EMONA OBALA	11,382,277	47,470	0	8,374,807	0.04%	0.07%	11,606	67
24 COMET	5,741,272	23,947	0	450,425	0.02%	0.04%	2,146	19
25 MLINOTEST	4,878,853	20,348	0	1,984,650	0.02%	0.03%	2,573	15
26 PIVOVARNA UNION	4,626,500	19,296	0	690,000	0.02%	0.03%	68	15
27 GEODETSKI ZAVOD SLOVENIJE	782,050	3,261	0	644,700	0.00%	0.00%	374	2
28 NIKA	76,512	319	0	55,400	0.00%	0.00%	28	3
<b>Preferred shares</b>	<b>25,586,292</b>	<b>106,713</b>	<b>0</b>	<b>24,946,292</b>	<b>0.10%</b>	<b>0.16%</b>	<b>4,010</b>	<b>6</b>
1 PROBANKA	25,586,292	106,713	0	24,946,292	0.10%	0.16%	4,010	6

## 2. Bonds

Issue	Total (in SIT)	Total EUR	(in Block trades (in SIT)	Cross trades (in SIT)	Share in total turnover on official market	Share in turnover of bonds	Volume in pieces	Number of bargains
<b>Total bonds</b>	<b>10,078,126,980</b>	<b>42,033,369</b>	<b>8,259,542,824</b>	<b>1,161,237,712</b>	<b>38.34%</b>	<b>100.00%</b>	<b>896,663</b>	<b>3,267</b>
1 REPUBLIKA SLOVENIJA 57 <sup>th</sup> issue	2,987,007,202	12,457,709	2,664,153,870	296,022,812	11.36%	29.64%	282,868	79
2 REPUBLIKA SLOVENIJA 55 <sup>th</sup> issue	1,990,924,258	8,303,961	1,593,473,950	85,690,373	7.57%	19.75%	192,484	1,130
3 REPUBLIKA SLOVENIJA 56 <sup>th</sup> issue	1,141,005,898	4,758,845	1,070,736,250	42,241,357	4.34%	11.32%	109,382	162
4 NOVA KBM 5 <sup>th</sup> issue	1,069,546,200	4,460,749	1,054,292,200	14,728,000	4.07%	10.61%	10,180	12
5 NOVA KBM 6 <sup>th</sup> issue	853,551,000	3,559,900	850,497,000	1,018,000	3.25%	8.47%	8,380	9
6 REPUBLIKA SLOVENIJA 53 <sup>rd</sup> issue	360,954,606	1,505,524	89,421,605	230,403,460	1.37%	3.58%	13,610	188
7 REPUBLIKA SLOVENIJA 33 <sup>rd</sup> issue	353,214,986	1,473,180	350,603,771	2,263,038	1.34%	3.50%	2,015	5
8 REPUBLIKA SLOVENIJA 38 <sup>th</sup> issue	270,252,321	1,127,219	0	250,602,198	1.03%	2.68%	9,609	93
9 NLB 2 <sup>nd</sup> issue, A series	256,961,751	1,071,773	255,844,500	1,117,251	0.98%	2.55%	1,842	6
10 REPUBLIKA SLOVENIJA 39 <sup>th</sup> issue	191,813,304	799,998	0	42,068,764	0.73%	1.90%	234,956	1,040
11 NLB 13 <sup>th</sup> issue	118,588,500	494,572	118,000,000	0	0.45%	1.18%	1,005	3
12 REPUBLIKA SLOVENIJA 51 <sup>st</sup> issue	70,678,013	294,780	0	52,073,962	0.27%	0.70%	6,705	255
13 REPUBLIKA SLOVENIJA 48 <sup>th</sup> issue	64,698,786	269,866	54,763,289	9,105,894	0.25%	0.64%	2,606	8
14 NLB 12 <sup>th</sup> issue	56,100,000	233,964	56,100,000	0	0.21%	0.56%	550	1
15 REPUBLIKA SLOVENIJA 32 <sup>nd</sup> issue	54,838,646	228,722	52,267,745	842,830	0.21%	0.54%	2,098	14
16 REPUBLIKA SLOVENIJA 50 <sup>th</sup> issue	52,752,353	220,028	49,388,644	3,141,121	0.20%	0.52%	2,136	6
17 REPUBLIKA SLOVENIJA 21 <sup>st</sup> issue	40,348,497	168,278	0	24,052,496	0.15%	0.40%	4,505	23
18 BTC 2 <sup>nd</sup> issue	30,903,533	128,896	0	26,606,046	0.12%	0.31%	4,646	4
19 REPUBLIKA SLOVENIJA 26 <sup>th</sup> issue	16,476,577	68,718	0	12,502,581	0.06%	0.16%	634	31
20 REPUBLIKA SLOVENIJA 49 <sup>th</sup> issue	12,627,365	52,670	0	12,435,107	0.05%	0.13%	133	9
21 REPUBLIKA SLOVENIJA 22 <sup>nd</sup> issue	12,014,603	50,108	0	10,606,853	0.05%	0.12%	1,150	46
22 REPUBLIKA SLOVENIJA 41 <sup>st</sup> issue	11,567,116	48,241	0	10,878,400	0.04%	0.11%	1,113	13
23 REPUBLIKA SLOVENIJA 29 <sup>th</sup> issue	6,859,443	28,609	0	5,443,514	0.03%	0.07%	264	21
24 NOVA KBM 2 <sup>nd</sup> issue	6,512,489	27,163	0	0	0.02%	0.06%	53	1
25 REPUBLIKA SLOVENIJA 40 <sup>th</sup> issue	6,420,861	26,779	0	3,153,051	0.02%	0.06%	619	8
26 REPUBLIKA SLOVENIJA 43 <sup>rd</sup> issue	5,350,533	22,314	0	338,283	0.02%	0.05%	522	7
27 REPUBLIKA SLOVENIJA 18 <sup>th</sup> issue	4,561,527	19,024	0	4,173,078	0.02%	0.05%	176	4
28 REPUBLIKA SLOVENIJA 25 <sup>th</sup> issue	4,522,160	18,861	0	1,504,360	0.02%	0.04%	431	9
29 REPUBLIKA SLOVENIJA 54 <sup>th</sup> issue	3,757,600	15,672	0	1,364,000	0.01%	0.04%	343	12
30 REPUBLIKA SLOVENIJA 35 <sup>th</sup> issue	3,418,880	14,259	0	3,313,930	0.01%	0.03%	328	6
31 ABANKA 4 <sup>th</sup> issue	3,376,044	14,080	0	2,198,074	0.01%	0.03%	137	9
32 REPUBLIKA SLOVENIJA 52 <sup>nd</sup> issue	2,996,000	12,495	0	2,996,000	0.01%	0.03%	280	3
33 REPUBLIKA SLOVENIJA 27 <sup>th</sup> issue	2,584,370	10,778	0	963,400	0.01%	0.03%	241	7
34 REPUBLIKA SLOVENIJA 23 <sup>rd</sup> issue	1,588,129	6,624	0	1,588,129	0.01%	0.02%	60	2
35 NLB 9 <sup>th</sup> issue	1,545,000	6,444	0	1,545,000	0.01%	0.02%	15	1
36 REPUBLIKA SLOVENIJA 28 <sup>th</sup> issue	1,530,850	6,385	0	0	0.01%	0.02%	153	7
37 NLB 3 <sup>rd</sup> issue	1,234,845	5,150	0	1,234,845	0.00%	0.01%	5	2
38 HOTELI BERNARDIN	1,147,265	4,785	0	1,147,265	0.00%	0.01%	13	2
39 REPUBLIKA SLOVENIJA 10 <sup>th</sup> issue	971,246	4,051	0	15,526	0.00%	0.01%	187	13
40 STANOVANJSKI SKLAD RS 1 <sup>st</sup> issue	937,773	3,911	0	465,650	0.00%	0.01%	145	3
41 NLB 10 <sup>th</sup> issue	630,000	2,627	0	630,000	0.00%	0.01%	6	2
42 STANOVANJSKI SKLAD RS 2 <sup>nd</sup> issue	322,353	1,344	0	322,353	0.00%	0.00%	4	2
43 REPUBLIKA SLOVENIJA 36 <sup>th</sup> issue	262,280	1,094	0	0	0.00%	0.00%	26	2
44 NLB 2 <sup>nd</sup> issue, B series	242,161	1,010	0	242,161	0.00%	0.00%	2	1
45 REPUBLIKA SLOVENIJA 34 <sup>th</sup> issue	198,550	828	0	198,550	0.00%	0.00%	19	3
46 REPUBLIKA SLOVENIJA 42 <sup>nd</sup> issue	135,200	564	0	0	0.00%	0.00%	13	1
47 REPUBLIKA SLOVENIJA 45 <sup>th</sup> issue	100,000	417	0	0	0.00%	0.00%	10	1
48 ABANKA 3 <sup>rd</sup> issue	95,906	400	0	0	0.00%	0.00%	4	1
49 ABANKA 5 <sup>th</sup> issue	0	0	0	0	0.00%	0.00%	0	0
50 ABANKA 6 <sup>th</sup> issue	0	0	0	0	0.00%	0.00%	0	0
51 ABANKA VIPA 7 <sup>th</sup> issue	0	0	0	0	0.00%	0.00%	0	0
52 BANKA CELJE 3 <sup>rd</sup> issue	0	0	0	0	0.00%	0.00%	0	0
53 BANKA CELJE 4 <sup>th</sup> issue	0	0	0	0	0.00%	0.00%	0	0
54 BANKA CELJE 5 <sup>th</sup> issue	0	0	0	0	0.00%	0.00%	0	0
55 BANKA CELJE 6 <sup>th</sup> issue, A series	0	0	0	0	0.00%	0.00%	0	0
56 BANKA CELJE 6 <sup>th</sup> issue, B series	0	0	0	0	0.00%	0.00%	0	0
57 BANKA CELJE 7 <sup>th</sup> issue	0	0	0	0	0.00%	0.00%	0	0
58 BANKA CELJE 8 <sup>th</sup> issue	0	0	0	0	0.00%	0.00%	0	0
59 BANKA VIPA 2 <sup>nd</sup> issue	0	0	0	0	0.00%	0.00%	0	0
60 BANKA VIPA 3 <sup>rd</sup> issue	0	0	0	0	0.00%	0.00%	0	0
61 BANKA VIPA 4 <sup>th</sup> issue	0	0	0	0	0.00%	0.00%	0	0
62 BANKA VIPA 5 <sup>th</sup> issue	0	0	0	0	0.00%	0.00%	0	0
63 BANKA VIPA 6 <sup>th</sup> issue	0	0	0	0	0.00%	0.00%	0	0
64 BANKA VIPA 7 <sup>th</sup> issue	0	0	0	0	0.00%	0.00%	0	0
65 BTC HIPOTEKARNE	0	0	0	0	0.00%	0.00%	0	0
66 DEŽELNA BANKA SLOVENIJE 3 <sup>rd</sup> issue	0	0	0	0	0.00%	0.00%	0	0
67 NFD INVESTICIJSKO SVETOVANJE	0	0	0	0	0.00%	0.00%	0	0
68 NLB 11 <sup>th</sup> issue	0	0	0	0	0.00%	0.00%	0	0
69 NOVA KBM 3 <sup>rd</sup> issue, A series	0	0	0	0	0.00%	0.00%	0	0
70 NOVA KBM 3 <sup>rd</sup> issue, B series	0	0	0	0	0.00%	0.00%	0	0
71 REPUBLIKA SLOVENIJA 17 <sup>th</sup> issue	0	0	0	0	0.00%	0.00%	0	0
72 REPUBLIKA SLOVENIJA 31 <sup>st</sup> issue	0	0	0	0	0.00%	0.00%	0	0
73 REPUBLIKA SLOVENIJA 37 <sup>th</sup> issue	0	0	0	0	0.00%	0.00%	0	0
74 REPUBLIKA SLOVENIJA 44 <sup>th</sup> issue	0	0	0	0	0.00%	0.00%	0	0
75 SKB OBVEZNICE 4 <sup>th</sup> issue, A series	0	0	0	0	0.00%	0.00%	0	0
76 SKB OBVEZNICE 4 <sup>th</sup> issue, B series	0	0	0	0	0.00%	0.00%	0	0
<b>Total official market</b>	<b>26,286,870,885</b>	<b>109,635,822</b>	<b>12,810,115,217</b>	<b>2,316,812,035</b>	<b>100.00%</b>	<b>-</b>	<b>1,886,359</b>	<b>11,053</b>

C2) TURNOVER BY SECURITIES ON FREE MARKET IN DECEMBER 2004

1. Shares (1)

Issue	Total (in SIT)	Total (in EUR)	Block trades (in SIT)	Cross trades (in SIT)	Share in total turnover on free market	Share in turnover of shares	Volume in pieces	Number of bargains
<b>Total shares</b>	<b>13,730,861,247</b>	<b>57,269,172</b>	<b>10,487,750,719</b>	<b>802,020,949</b>	<b>54.72%</b>	<b>100.00%</b>	<b>4,696,427</b>	<b>13,177</b>
<b>Total common shares</b>	<b>13,719,521,220</b>	<b>57,221,877</b>	<b>10,487,750,719</b>	<b>801,024,885</b>	<b>54.67%</b>	<b>99.92%</b>	<b>4,694,643</b>	<b>13,045</b>
1 LESNINA	3,012,124,939	12,563,525	2,712,960,000	14,225,040	12.00%	21.94%	11,169	133
2 HELIOS, DOMŽALE	2,236,323,167	9,327,656	2,090,000,000	13,725,373	8.91%	16.29%	10,130	93
3 ZVON ENA HOLDING	1,541,555,964	6,429,525	1,368,944,583	23,474,360	6.14%	11.23%	744,353	471
4 DZS	1,336,235,890	5,573,064	1,283,046,559	3,335,320	5.32%	9.73%	252,892	22
5 MAKSIMA HOLDING	1,142,484,983	4,764,784	1,062,701,400	30,577,860	4.55%	8.32%	792,004	753
6 JUTEKS	892,929,717	3,724,235	549,577,019	67,717,100	3.56%	6.50%	26,871	206
7 KD GROUP	728,331,364	3,037,819	715,300,000	10,573,364	2.90%	5.30%	7,284	13
8 ZLATA MONETA II	354,829,641	1,479,960	232,843,830	87,437,441	1.41%	2.58%	699,382	290
9 VIPA HOLDING	255,769,196	1,066,740	215,383,846	29,884,150	1.02%	1.86%	249,805	231
10 NFD HOLDING	210,184,003	876,610	0	31,893,105	0.84%	1.53%	239,439	1,389
11 INFOND HOLDING	173,265,050	722,619	0	17,078,697	0.69%	1.26%	177,575	748
12 AKTIVA INVEST	163,801,006	683,153	0	56,485,006	0.65%	1.19%	5,569	845
13 KD HOLDING	128,387,810	535,490	48,939,000	17,680,873	0.51%	0.94%	11,779	429
14 CINKARNA CELJE	114,647,812	478,179	0	2,578,390	0.46%	0.83%	4,313	91
15 MAKSIMA INVEST	114,487,992	477,490	86,094,122	5,976,149	0.46%	0.83%	203,546	738
16 AKTIVA NALOŽBE	103,792,752	432,883	0	40,737,283	0.41%	0.76%	104,004	622
17 MEDVEŠEK PUŠNIK	94,741,023	395,128	0	93,501,000	0.38%	0.69%	4,891	9
18 SATURNUS EMBALAŽA	92,600,509	386,235	0	2,623,299	0.37%	0.67%	2,029	50
19 INFOND HOLDING 1	69,816,484	291,174	39,135,360	8,123,394	0.28%	0.51%	111,259	603
20 GORENJSKI TISK	61,403,278	256,107	0	1,733,164	0.24%	0.45%	18,361	66
21 MEDALJON	58,040,230	242,057	52,650,000	673,080	0.23%	0.42%	25,668	16
22 ARKADA HOLDING	55,016,257	229,458	0	21,376,582	0.22%	0.40%	56,026	351
23 TRIGLAV, FINANČNA DRUŽBA	52,384,281	218,477	0	12,314,234	0.21%	0.38%	45,428	967
24 ETRA 33	48,602,604	202,711	0	2,612,360	0.19%	0.35%	463	60
25 ZVON DVA HOLDING	47,812,492	199,414	0	3,598,928	0.19%	0.35%	96,489	499
26 GOZDNO GOSPODARSTVO BLEJ	47,540,288	198,273	0	18,322,160	0.19%	0.35%	21,301	36
27 JADRAN	46,866,532	195,479	0	27,383,566	0.19%	0.34%	10,297	14
28 MIP	45,299,399	188,928	0	22,194,065	0.18%	0.33%	21,333	67
29 BELINKA	44,813,280	186,905	0	365,637	0.18%	0.33%	7,577	33
30 CETIS	37,938,607	158,246	30,175,000	321,972	0.15%	0.28%	888	21
31 TRIGLAV NALOŽBE	36,716,404	153,131	0	5,836,092	0.15%	0.27%	96,674	954
32 FINIRA	33,177,894	138,367	0	30,442,084	0.13%	0.24%	89,464	115
33 LIP BLEJ	31,113,134	129,764	0	3,106,604	0.12%	0.23%	30,579	51
34 HRAM HOLDING	21,940,786	91,514	0	18,691,373	0.09%	0.16%	60,435	62
35 TOSAMA	21,020,255	87,668	0	4,510,204	0.08%	0.15%	1,548	57
36 CREINA	15,748,689	65,688	0	15,707,089	0.06%	0.11%	3,397	5
37 INTERTRADE ITS	15,308,780	63,846	0	1,978,000	0.06%	0.11%	7,914	46
38 ISKRA AVTOELEKTRIKA	13,563,152	56,568	0	352,687	0.05%	0.10%	1,533	59
39 ALPETOURL POTOVALNA AGENCIJA	11,406,413	47,574	0	11,247,507	0.05%	0.08%	4,571	137
40 HOTELI PALACE	10,439,271	43,539	0	1,149,006	0.04%	0.08%	6,959	71
41 SLOVENIJALES	10,346,675	43,153	0	2,421,630	0.04%	0.08%	898	37
42 TRDNJAVA HOLDING	9,980,770	41,627	0	1,119,665	0.04%	0.07%	31,835	45
43 KS2 NALOŽBE	9,670,547	40,333	0	518,659	0.04%	0.07%	24,170	162
44 LIZ INŽENIRING	9,561,664	39,881	0	6,648,900	0.04%	0.07%	6,800	16
45 NIKO	9,186,003	38,315	0	896,000	0.04%	0.07%	287	9
46 TOVARNA SLADKORJA ORMOŽ	8,915,747	37,188	0	0	0.04%	0.06%	1,073	11
47 INLES	8,457,169	35,273	0	0	0.03%	0.06%	12,310	11
48 MERCATA	7,685,664	32,054	0	1,083,605	0.03%	0.06%	17,179	121
49 TEKSTINA	7,662,372	31,960	0	0	0.03%	0.06%	21,909	26
50 POM-INVEST	7,562,765	31,542	0	2,950,160	0.03%	0.06%	9,123	112
51 AGROKOMBINAT MARIBOR	7,060,089	29,448	0	6,753,600	0.03%	0.05%	7,867	9
52 ŽITO INTES	6,884,327	28,714	0	0	0.03%	0.05%	15,848	16
53 PLAMA - PUR	6,051,300	25,239	0	1,588,150	0.02%	0.04%	1,923	13
54 VIZIJA HOLDING	5,807,900	24,223	0	299,600	0.02%	0.04%	8,297	80
55 MELAMIN	5,742,248	23,949	0	1,113,980	0.02%	0.04%	1,142	14
56 MODRA LINIJA HOLDING	5,687,573	23,720	0	2,871,866	0.02%	0.04%	6,168	88
57 MITOL SEŽANA	5,676,493	23,675	0	2,169,693	0.02%	0.04%	1,290	7
58 VELANA	5,144,310	21,457	0	0	0.02%	0.04%	9,708	13
59 FRUCTAL	5,036,343	21,005	0	101,170	0.02%	0.04%	3,460	45
60 POM-NALOŽBE	4,838,194	20,179	0	787,860	0.02%	0.04%	12,559	121
61 M1	4,779,280	19,933	0	567,729	0.02%	0.03%	10,335	105
62 VIZIJA HOLDING ENA	4,480,800	18,688	0	240,000	0.02%	0.03%	7,468	77
63 AKTIVA AVANT	4,244,863	17,704	0	708,323	0.02%	0.03%	9,431	102
64 FOND INVEST	3,338,165	13,923	0	2,180,104	0.01%	0.02%	2,553	91
65 SVILA	3,248,962	13,550	0	18,914	0.01%	0.02%	168,764	57
66 IMP ČRPALKE LJUBLJANA	2,959,800	12,344	0	0	0.01%	0.02%	1,654	19
67 LIV POSTOJNA	2,460,299	10,262	0	1,675,500	0.01%	0.02%	145	7
68 MARINA PORTOROŽ	2,213,720	9,233	0	0	0.01%	0.02%	259	10
69 LESNINA EMMI	2,015,532	8,406	0	69,791	0.01%	0.01%	2,841	13
70 JATA EMONA	1,851,951	7,724	0	0	0.01%	0.01%	1,790	5

## 1. Shares (2)

	Issue	Total (in SIT)	Total (in EUR)	Block trades (in SIT)	Cross trades (in SIT)	Share in total turnover on free market	Share in turnover of shares	Volume in pieces	Number of bargains
71	NAMA	1,833,532	7,648	0	0	0.01%	0.01%	1,285	7
72	GEA TOVARNA OLJA	1,655,079	6,903	0	0	0.01%	0.01%	1,453	6
73	CERTIUS INVEST	1,609,812	6,714	0	137,545	0.01%	0.01%	4,020	23
74	GRAND HOTEL UNION	1,497,344	6,245	0	104,984	0.01%	0.01%	617	6
75	KRONA HOLDING	1,341,924	5,597	0	277,224	0.01%	0.01%	2,982	18
76	TRDNJAVA I HOLDING	1,246,776	5,200	0	305,164	0.00%	0.01%	3,834	15
77	ŽELEZARNA RAVNE - MONTER DRAVOGRAD	1,167,277	4,868	0	231,147	0.00%	0.01%	912	5
78	KLASJE CELJE	1,157,507	4,828	0	593,207	0.00%	0.01%	2,696	7
79	UNIT-AS LJUBLJANA	1,029,000	4,292	0	0	0.00%	0.01%	343	5
80	JAVOR PIVKA	973,924	4,062	0	20,400	0.00%	0.01%	1,491	5
81	NK2 NALOŽBE	850,784	3,548	0	117,528	0.00%	0.01%	2,747	14
82	DANA	681,100	2,841	0	233,050	0.00%	0.00%	468	7
83	COLOR	601,453	2,508	0	242,297	0.00%	0.00%	298	14
84	UNITAS, LJUBLJANA	523,640	2,184	0	0	0.00%	0.00%	247	6
85	IMP KLIMAT	495,900	2,068	0	108,700	0.00%	0.00%	226	3
86	KEMA PUCONCI	306,450	1,278	0	0	0.00%	0.00%	45	1
87	ZDRAVILIŠČE ROGAŠKA	286,600	1,195	0	92,408	0.00%	0.00%	1,674	13
88	ELMO	221,650	924	0	0	0.00%	0.00%	341	2
89	AVTOPREVOZNIŠTVO IN SERVISI	206,394	861	0	206,394	0.00%	0.00%	2,517	1
90	MK TISKARNA	194,828	813	0	0	0.00%	0.00%	102	4
91	CAPITA	156,893	654	0	0	0.00%	0.00%	285	1
92	RTC KRVAVEC	139,600	582	0	0	0.00%	0.00%	500	4
93	HIDROTEHNIK	111,250	464	0	0	0.00%	0.00%	89	1
94	GEA COLLEGE	92,340	385	0	92,340	0.00%	0.00%	76	2
95	TERME DOBRNA	68,450	285	0	34,000	0.00%	0.00%	40	5
96	SIJAJ HRASTNIK	46,000	192	0	0	0.00%	0.00%	23	1
97	UPIMO GROUP	12,760	53	0	0	0.00%	0.00%	1,046	3
98	METALKA TRGOVINA	100	0	0	0	0.00%	0.00%	1	1
99	SWATY	0	0	0	0	0.00%	0.00%	0	0
100	EGOLES	0	0	0	0	0.00%	0.00%	0	0
101	GRADIS, GP LJUBLJANA	0	0	0	0	0.00%	0.00%	0	0
102	SVILANIT KAMNIK	0	0	0	0	0.00%	0.00%	0	0
103	GORIŠKE OPEKARNE	0	0	0	0	0.00%	0.00%	0	0
104	OLJARICA, KRANJ	0	0	0	0	0.00%	0.00%	0	0
105	KOŠAKI TMI	0	0	0	0	0.00%	0.00%	0	0
106	INTEGRAL JESENICE	0	0	0	0	0.00%	0.00%	0	0
107	KOMPAS HOTELI	0	0	0	0	0.00%	0.00%	0	0
108	INTERTRADE ITA	0	0	0	0	0.00%	0.00%	0	0
109	INTARA	0	0	0	0	0.00%	0.00%	0	0
110	JELEN GOSTINSKO PODJETJE	0	0	0	0	0.00%	0.00%	0	0
111	L EGOLES	0	0	0	0	0.00%	0.00%	0	0
	<b>Preferred shares</b>	<b>11,340,027</b>	<b>47,295</b>	<b>0</b>	<b>996,064</b>	<b>0.05%</b>	<b>0.08%</b>	<b>1,784</b>	<b>132</b>
1	KD HOLDING	11,340,027	47,295	0	996,064	0.05%	0.08%	1,784	132
2	ZDRAVILIŠČE ROGAŠKA	0	0	0	0	0.00%	0.00%	0	0

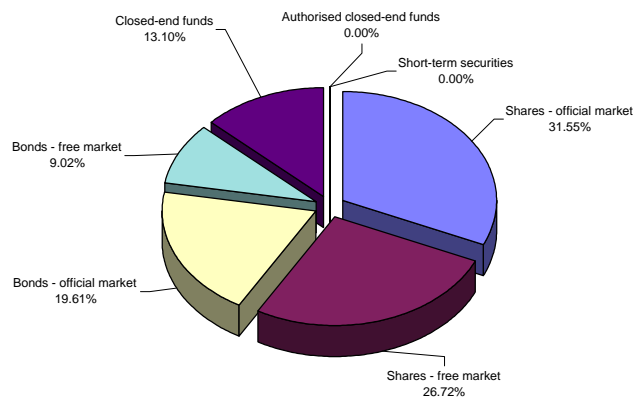
## 2. Bonds

Issue	Total (in SIT)	Total (in EUR)	Block trades (in SIT)	Cross trades (in SIT)	Share in total turnover on free market	Share in turnover of bonds	Volume in pieces	Number of bargains
<b>Total bonds</b>	<b>4,633,186,259</b>	<b>19,323,311</b>	<b>2,897,201,967</b>	<b>726,566,742</b>	<b>18.46%</b>	<b>100.00%</b>	<b>289,104</b>	<b>582</b>
1 SLOV. ODŠKODNINSKA DRUŽBA 2 <sup>nd</sup> issue	3,593,438,817	14,986,964	2,024,969,418	611,414,194	14.32%	77.56%	279,140	553
2 ZAVAROVALNICA TRIGLAV 1 <sup>st</sup> issue	638,705,988	2,663,750	638,705,988	0	2.55%	13.79%	2,500	2
3 NLB 16 <sup>th</sup> issue	316,226,000	1,318,878	194,464,000	69,662,000	1.26%	6.83%	3,062	6
4 PROBANKA 7 <sup>th</sup> issue	44,723,984	186,518	0	44,723,984	0.18%	0.97%	1,834	17
5 PROBANKA 4 <sup>th</sup> issue	39,062,561	162,910	39,062,561	0	0.16%	0.84%	2,540	1
6 BANKA KOPER 4 <sup>th</sup> issue	753,200	3,141	0	753,200	0.00%	0.02%	7	1
7 KD INVESTMENTS 1 <sup>st</sup> issue	275,709	1,150	0	13,364	0.00%	0.01%	21	2
8 ABANKA VIPA 8 <sup>th</sup> issue	0	0	0	0	0.00%	0.00%	0	0
9 ABANKA VIPA 9 <sup>th</sup> issue	0	0	0	0	0.00%	0.00%	0	0
10 AUTOCOMMERCE 1 <sup>st</sup> issue	0	0	0	0	0.00%	0.00%	0	0
11 BANKA ZASAVJE 3 <sup>rd</sup> issue	0	0	0	0	0.00%	0.00%	0	0
12 DARS 1 <sup>st</sup> issue	0	0	0	0	0.00%	0.00%	0	0
13 DEŽELNA BANKA SLOVENIJE 4 <sup>th</sup> issue	0	0	0	0	0.00%	0.00%	0	0
14 NLB 14 <sup>th</sup> issue	0	0	0	0	0.00%	0.00%	0	0
15 NLB 7 <sup>th</sup> issue	0	0	0	0	0.00%	0.00%	0	0
16 NLB 8 <sup>th</sup> issue	0	0	0	0	0.00%	0.00%	0	0
17 POŠTNA BANKA SLOVENIJE 2 <sup>nd</sup> issue	0	0	0	0	0.00%	0.00%	0	0
18 POŠTNA BANKA SLOVENIJE 3 <sup>rd</sup> issue	0	0	0	0	0.00%	0.00%	0	0
19 POŠTNA BANKA SLOVENIJE 5 <sup>th</sup> issue	0	0	0	0	0.00%	0.00%	0	0
20 POTEZA NALOŽBE	0	0	0	0	0.00%	0.00%	0	0
21 PROBANKA 5 <sup>th</sup> issue	0	0	0	0	0.00%	0.00%	0	0
22 PROBANKA 6 <sup>th</sup> issue	0	0	0	0	0.00%	0.00%	0	0
23 SIP STROJNA INDUSTRIJA 1 <sup>st</sup> issue, A series	0	0	0	0	0.00%	0.00%	0	0
24 SIP STROJNA INDUSTRIJA 1 <sup>st</sup> issue, B series	0	0	0	0	0.00%	0.00%	0	0
25 STANOVANJSKI SKLAD 3 <sup>rd</sup> issue	0	0	0	0	0.00%	0.00%	0	0
<b>Total free market (shares and bonds)</b>	<b>18,364,047,506</b>	<b>76,592,483</b>	<b>13,384,952,686</b>	<b>1,528,587,691</b>	<b>73.18%</b>	<b>-</b>	<b>4,985,531</b>	<b>13,759</b>

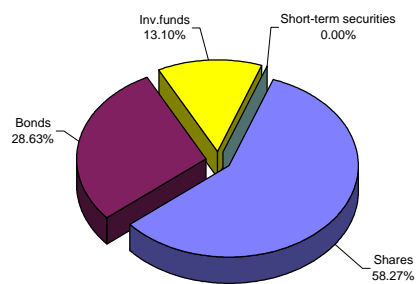
### 3. Investment funds

Issue	Total (in SIT)	Total EUR	(in Block trades (in SIT)	Cross trades (in SIT)	Share in total turnover on free market	Share in turnover of closed-end funds	Volume in pieces	Number of bargains
<b>Total closed-end funds</b>	<b>6,730,801,518</b>	<b>28,072,423</b>	<b>3,800,888,976</b>	<b>601,966,347</b>	<b>26.82%</b>	<b>100.00%</b>	<b>14,661,595</b>	<b>7,251</b>
1 TRIGLAV STEBER I, delniška ID	1,971,119,482	8,221,041	1,135,090,000	190,849,879	7.85%	29.29%	504,924	1,508
2 ID MAKSIMA	1,771,537,624	7,388,606	1,551,655,725	44,649,366	7.06%	26.32%	1,088,648	928
3 ZLATA MONETA I, ID	815,270,848	3,400,366	343,986,312	71,189,409	3.25%	12.11%	5,374,504	575
4 KRONA SENIOR	720,557,218	3,005,271	548,700,000	24,977,685	2.87%	10.71%	4,408,658	318
5 KD ID	401,937,137	1,676,378	121,413,739	89,608,022	1.60%	5.97%	1,758,765	647
6 NFD 1 DELNIŠKI INVESTICIJSKI SKLAD	367,841,115	1,534,154	0	70,130,100	1.47%	5.47%	1,052,746	942
7 INFOND ID	316,839,964	1,321,419	0	41,947,526	1.26%	4.71%	120,668	819
8 INFOND ID 1	189,442,708	790,080	100,043,200	10,104,198	0.75%	2.81%	153,457	655
9 ZVON ENA ID	101,921,561	425,087	0	13,575,362	0.41%	1.51%	32,356	478
10 MODRA LINIJA	39,468,581	164,607	0	19,782,306	0.16%	0.59%	150,944	126
11 VIPA INVEST	34,865,280	145,414	0	25,152,494	0.14%	0.52%	15,925	255
<b>Short-term securities</b>	<b>0</b>	<b>0</b>	<b>0</b>	<b>0</b>	<b>0.00%</b>	<b>-</b>	<b>0</b>	<b>0</b>
<b>Total free market</b>	<b>25,094,849,024</b>	<b>104,664,906</b>	<b>17,185,841,662</b>	<b>2,130,554,038</b>	<b>100.00%</b>	<b>-</b>	<b>19,647,126</b>	<b>21,010</b>
<b>Total turnover in December 2004</b>	<b>51,381,719,909</b>	<b>214,300,728</b>	<b>29,995,956,879</b>	<b>4,447,366,073</b>	<b>-</b>	<b>-</b>	<b>21,533,485</b>	<b>32,063</b>

Structure of turnover by securities in December 2004



Structure of turnover by securities - all markets - December 2004





### C3) TURNOVER BY SECURITIES ON OFFICIAL MARKET IN YEAR 2004

#### 1. Shares

Issue	Total (in SIT)	Total (in EUR)	Block trades (in SIT)	Cross trades (in SIT)	Share in total turnover on official market	Share in turnover of shares	Volume in pieces	Number of bargains
<b>Total shares</b>	<b>165,968,964,283</b>	<b>694,846,862</b>	<b>59,894,795,101</b>	<b>12,058,164,059</b>	<b>64.66%</b>	<b>100.00%</b>	<b>10,711,639</b>	<b>93,036</b>
<b>Common shares</b>	<b>165,866,147,407</b>	<b>694,417,190</b>	<b>59,894,795,101</b>	<b>11,975,334,855</b>	<b>64.62%</b>	<b>99.94%</b>	<b>10,695,461</b>	<b>92,968</b>
1 KRKA	40,693,525,596	170,325,672	9,371,707,025	2,893,185,596	15.85%	24.52%	587,983	22,766
2 MERCATOR	23,413,430,572	97,925,921	8,307,901,721	1,694,134,490	9.12%	14.11%	597,957	11,467
3 PETROL	16,164,101,452	67,661,849	3,258,667,951	1,617,814,519	6.30%	9.74%	261,246	9,764
4 INTEREUROPA	11,819,056,969	49,509,173	7,752,945,375	501,412,944	4.60%	7.12%	1,748,859	3,292
5 GORENJE	11,219,468,361	46,985,716	1,595,002,215	1,042,197,922	4.37%	6.76%	1,793,120	10,799
6 DROGA	10,522,183,017	44,219,696	9,492,012,731	195,024,435	4.10%	6.34%	104,919	996
7 SAVA	10,432,679,574	43,584,726	7,679,604,830	390,056,607	4.06%	6.29%	298,245	3,685
8 LUKA KOOPER	7,908,248,061	33,123,570	1,825,958,250	710,304,959	3.08%	4.76%	1,006,058	6,132
9 MERKUR	7,223,135,280	30,216,628	3,165,311,247	489,850,269	2.81%	4.35%	238,474	3,170
10 PIVOVARNA LAŠKO	5,471,061,465	22,908,154	1,870,472,119	263,939,140	2.13%	3.30%	718,350	3,638
11 ISTRABENZ	3,586,720,065	15,025,216	114,869,394	393,319,382	1.40%	2.16%	354,658	4,577
12 KOLINSKA	3,461,320,805	14,491,141	712,229,500	396,061,959	1.35%	2.09%	539,918	2,004
13 DELO	2,134,361,351	8,932,575	882,139,160	137,513,930	0.83%	1.29%	70,012	593
14 SALUS, LJUBLJANA	1,932,022,546	8,076,300	144,287,558	256,963,645	0.75%	1.16%	14,850	768
15 ŽITO	1,659,638,634	6,954,716	260,056,390	374,041,328	0.65%	1.00%	44,403	1,869
16 AERODROM LJUBLJANA	1,485,361,032	6,216,409	216,000,400	146,342,627	0.58%	0.89%	155,068	2,378
17 TERME ČATEŽ	1,426,311,305	5,964,037	486,343,160	90,971,139	0.56%	0.86%	40,745	982
18 MLINOTEST	1,158,808,567	4,861,158	1,047,666,970	25,769,495	0.45%	0.70%	600,134	247
19 COMET	1,064,647,636	4,486,107	961,665,000	3,932,467	0.41%	0.64%	290,104	200
20 KOMPAS MTS	869,757,643	3,636,220	269,554,150	86,385,425	0.34%	0.52%	657,817	848
21 TERME 3000	679,259,400	2,862,018	0	24,292,709	0.26%	0.41%	276,038	557
22 ETOL	549,255,489	2,297,597	144,328,000	56,719,275	0.21%	0.33%	9,023	459
23 DELO PRODAJA	352,797,321	1,479,210	122,000,000	117,514,364	0.14%	0.21%	56,457	232
24 RADENSKA	183,895,347	769,939	0	9,582,012	0.07%	0.11%	95,764	710
25 EMONA OBALA	163,671,746	683,769	84,084,455	27,648,503	0.06%	0.10%	102,343	427
26 TEHNOUNION	145,631,302	607,796	129,987,500	1,718,300	0.06%	0.09%	11,636	26
27 PIVOVARNA UNION	95,747,198	401,756	0	17,126,656	0.04%	0.06%	1,211	162
28 GEODETSKI ZAVOD SLOVENIJE	34,165,995	143,378	0	7,966,280	0.01%	0.02%	17,099	93
29 GPG	6,833,857	28,751	0	1,665,948	0.00%	0.00%	1,115	26
30 ŽIVILA KRANJ	6,599,903	27,708	0	121,205	0.00%	0.00%	454	72
31 NIKA	2,449,918	10,284	0	1,757,325	0.00%	0.00%	1,401	29
<b>Preferred shares</b>	<b>102,816,876</b>	<b>429,672</b>	<b>0</b>	<b>82,829,204</b>	<b>0.04%</b>	<b>0.06%</b>	<b>16,178</b>	<b>68</b>
1 PROBANKA	102,816,876	429,672	0	82,829,204	0.04%	0.06%	16,178	68

## 2. Bonds

Issue	Total (in SIT)	Total (in EUR)	Block trades (in SIT)	Cross trades (in SIT)	Share in total turnover on official market	Share in turnover of bonds	Volume in pieces	Number of bargains
<b>Total bonds</b>	<b>90,697,314,326</b>	<b>379,978,030</b>	<b>76,941,356,041</b>	<b>5,563,048,261</b>	<b>35.34%</b>	<b>100.00%</b>	<b>11,712,377</b>	<b>13,551</b>
1 REPUBLIKA SLOVENIJA 57 <sup>th</sup> issue	18,562,689,514	77,611,779	16,970,867,225	993,512,173	7.23%	20.47%	1,814,787	304
2 REPUBLIKA SLOVENIJA 56 <sup>th</sup> issue	14,310,202,579	59,950,999	13,042,369,880	352,781,158	5.58%	15.78%	1,410,031	276
3 REPUBLIKA SLOVENIJA 55 <sup>th</sup> issue	13,536,188,469	56,585,868	12,050,865,885	352,201,331	5.27%	14.92%	1,322,166	1,367
4 REPUBLIKA SLOVENIJA 54 <sup>th</sup> issue	6,580,597,651	27,680,626	6,375,570,989	65,596,293	2.56%	7.26%	624,207	152
5 REPUBLIKA SLOVENIJA 53 <sup>th</sup> issue	5,568,309,273	23,281,695	4,135,911,792	597,482,372	2.17%	6.13%	219,257	535
6 REPUBLIKA SLOVENIJA 39 <sup>th</sup> issue	4,443,258,287	18,624,839	1,099,118,451	822,411,595	1.73%	4.90%	4,725,595	8,415
7 REPUBLIKA SLOVENIJA 51 <sup>th</sup> issue	3,018,175,670	12,670,711	2,296,043,350	67,831,534	1.18%	3.33%	287,124	325
8 REPUBLIKA SLOVENIJA 32 <sup>nd</sup> issue	1,790,423,124	7,521,621	1,715,592,325	65,734,588	0.70%	1.97%	69,374	96
9 REPUBLIKA SLOVENIJA 40 <sup>th</sup> issue	1,725,906,289	7,273,371	1,636,682,950	22,846,498	0.67%	1.90%	164,246	81
10 REPUBLIKA SLOVENIJA 41 <sup>st</sup> issue	1,581,740,184	6,670,299	1,509,955,700	66,739,168	0.62%	1.74%	149,853	63
11 REPUBLIKA SLOVENIJA 48 <sup>th</sup> issue	1,529,977,986	6,410,719	1,449,811,297	41,360,276	0.60%	1.69%	61,361	50
12 REPUBLIKA SLOVENIJA 52 <sup>nd</sup> issue	1,490,744,575	6,262,412	1,442,922,420	47,297,485	0.58%	1.64%	141,982	21
13 NOVA KBM 6 <sup>th</sup> issue	1,477,627,300	6,162,605	1,460,803,300	1,018,000	0.58%	1.63%	14,515	21
14 REPUBLIKA SLOVENIJA 50 <sup>th</sup> issue	1,420,510,023	5,965,241	1,286,059,970	45,086,809	0.55%	1.57%	57,968	70
15 REPUBLIKA SLOVENIJA 21 <sup>st</sup> issue	1,111,988,652	4,652,361	210,936,000	431,873,529	0.43%	1.23%	126,611	236
16 NOVA KBM 5 <sup>th</sup> issue	1,069,546,200	4,460,749	1,054,292,200	14,728,000	0.42%	1.18%	10,180	12
17 REPUBLIKA SLOVENIJA 38 <sup>th</sup> issue	1,059,824,576	4,446,951	602,439,078	342,387,849	0.41%	1.17%	39,177	220
18 REPUBLIKA SLOVENIJA 27 <sup>th</sup> issue	1,021,997,524	4,290,927	971,336,300	28,586,320	0.40%	1.13%	94,461	73
19 REPUBLIKA SLOVENIJA 44 <sup>th</sup> issue	884,637,450	3,733,985	883,863,600	773,850	0.34%	0.98%	80,335	13
20 REPUBLIKA SLOVENIJA 33 <sup>rd</sup> issue	745,881,115	3,119,091	726,969,719	15,305,782	0.29%	0.82%	4,314	21
21 NOVA KBM 3 <sup>rd</sup> issue, A series	659,839,300	2,773,735	659,839,300	0	0.26%	0.73%	5,000	3
22 NLB 12 <sup>th</sup> issue	643,509,000	2,699,760	547,152,900	36,961,000	0.25%	0.71%	6,317	13
23 NLB 13 <sup>th</sup> issue	642,235,940	2,702,356	626,685,000	13,357,440	0.25%	0.71%	5,931	17
24 NFD INVESTICIJSKO SVETOVANJE	615,516,368	2,574,297	579,713,470	35,802,897	0.24%	0.68%	2,997	9
25 REPUBLIKA SLOVENIJA 43 <sup>rd</sup> issue	603,601,405	2,523,257	540,072,090	22,793,533	0.24%	0.67%	58,785	63
26 REPUBLIKA SLOVENIJA 26 <sup>th</sup> issue	599,546,202	2,504,083	413,628,139	111,884,291	0.23%	0.66%	23,513	135
27 REPUBLIKA SLOVENIJA 36 <sup>th</sup> issue	494,097,700	2,074,725	492,321,400	1,441,430	0.19%	0.54%	47,872	9
28 REPUBLIKA SLOVENIJA 29 <sup>th</sup> issue	359,632,445	1,513,123	277,906,924	64,288,212	0.14%	0.40%	14,109	123
29 NLB 9 <sup>th</sup> issue	327,346,000	1,379,696	318,900,000	8,446,000	0.13%	0.36%	3,082	3
30 NLB 10 <sup>th</sup> issue	304,579,560	1,271,792	147,070,000	131,284,560	0.12%	0.34%	2,898	34
31 NLB 2 <sup>nd</sup> issue, A series	284,551,817	1,187,002	255,844,500	28,569,680	0.11%	0.31%	2,039	19
32 BTC HIPOTEKARNE	251,664,322	1,053,127	139,345,559	41,738,379	0.10%	0.28%	9,912	26
33 SKB OBVEZNICE 4 <sup>th</sup> issue, A series	228,771,600	959,065	196,411,600	25,948,000	0.09%	0.25%	2,214	20
34 REPUBLIKA SLOVENIJA 17 <sup>th</sup> issue	222,456,075	932,520	221,729,825	726,250	0.09%	0.25%	21,772	4
35 NLB 11 <sup>th</sup> issue	175,203,256	730,517	140,801,973	34,401,283	0.07%	0.19%	708	4
36 REPUBLIKA SLOVENIJA 34 <sup>th</sup> issue	155,738,079	656,411	144,778,050	1,512,529	0.06%	0.17%	14,735	15
37 ABANKA 4 <sup>th</sup> issue	112,362,504	471,362	59,000,064	43,791,980	0.04%	0.12%	4,539	42
38 REPUBLIKA SLOVENIJA 42 <sup>nd</sup> issue	112,218,739	472,722	103,173,939	2,017,700	0.04%	0.12%	11,137	15
39 BANKA ZASAVJE 2 <sup>nd</sup> issue	109,101,854	457,532	0	90,885,235	0.04%	0.12%	1,790	16
40 ABANKA 3 <sup>rd</sup> issue	102,687,187	431,122	81,709,894	10,869,898	0.04%	0.11%	4,279	15
41 BTC 2 <sup>nd</sup> issue	60,107,067	251,197	0	42,414,888	0.02%	0.07%	8,596	34
42 BANKA CELJE 8 <sup>th</sup> issue	59,943,808	250,000	42,558,518	17,385,290	0.02%	0.07%	2,500	2
43 DEŽELNA BANKA SLOVENIJE 3 <sup>rd</sup> issue	59,749,630	249,656	30,300,465	9,318,982	0.02%	0.07%	5,624	11
44 REPUBLIKA SLOVENIJA 49 <sup>th</sup> issue	59,053,215	246,932	0	43,908,987	0.02%	0.07%	620	72
45 REPUBLIKA SLOVENIJA 28 <sup>th</sup> issue	57,119,364	238,833	0	18,084,834	0.02%	0.06%	5,611	34
46 NLB 2 <sup>nd</sup> issue, B series	52,216,165	219,360	0	52,216,165	0.02%	0.06%	432	20
47 ABANKA 6 <sup>th</sup> issue	47,264,791	197,832	0	12,539,787	0.02%	0.05%	1,935	25
48 REPUBLIKA SLOVENIJA 37 <sup>th</sup> issue	47,101,603	197,820	0	43,524,723	0.02%	0.05%	4,469	25
49 ABANKA 5 <sup>th</sup> issue	39,877,865	166,934	0	23,106,710	0.02%	0.04%	1,635	4
50 BANKA CELJE 4 <sup>th</sup> issue	39,089,474	163,461	0	39,089,474	0.02%	0.04%	3,989	3
51 BANKA CELJE 3 <sup>rd</sup> issue	30,924,957	129,285	0	27,965,719	0.01%	0.03%	1,281	21
52 REPUBLIKA SLOVENIJA 35 <sup>th</sup> issue	27,395,977	114,602	0	16,377,419	0.01%	0.03%	2,588	25
53 REPUBLIKA SLOVENIJA 23 <sup>rd</sup> issue	24,394,355	102,520	0	18,048,872	0.01%	0.03%	939	11
54 REPUBLIKA SLOVENIJA 18 <sup>th</sup> issue	20,896,954	87,543	0	8,179,135	0.01%	0.02%	814	31
55 REPUBLIKA SLOVENIJA 22 <sup>nd</sup> issue	19,405,703	81,047	0	12,655,653	0.01%	0.02%	1,859	60
56 REPUBLIKA SLOVENIJA 25 <sup>th</sup> issue	19,172,500	80,215	0	14,057,120	0.01%	0.02%	1,825	43
57 STANOVANJSKI SKLAD RS 2 <sup>nd</sup> issue	16,490,056	69,222	0	15,999,876	0.01%	0.02%	187	24
58 STANOVANJSKI SKLAD RS 1 <sup>st</sup> issue	13,732,181	57,803	0	6,642,527	0.01%	0.02%	1,932	14
59 BANKA VIPA 4 <sup>th</sup> issue	13,575,744	57,043	0	13,575,744	0.01%	0.01%	496	13
60 REPUBLIKA SLOVENIJA 10 <sup>th</sup> issue	11,997,650	50,326	0	5,597,871	0.00%	0.01%	2,045	59
61 HOTELI BERNARDIN	11,184,896	46,727	0	10,905,059	0.00%	0.01%	125	17
62 ABANKA VIPA 7 <sup>th</sup> issue	9,422,208	39,398	0	7,980,604	0.00%	0.01%	387	7
63 REPUBLIKA SLOVENIJA 31 <sup>st</sup> issue	8,210,500	34,380	0	8,210,500	0.00%	0.01%	764	8
64 NOVA KBM 2 <sup>nd</sup> issue	7,739,114	32,313	0	1,226,625	0.00%	0.01%	63	2
65 NLB 3 <sup>rd</sup> issue	5,176,853	21,630	0	5,176,853	0.00%	0.01%	21	9
66 REPUBLIKA SLOVENIJA 13 <sup>th</sup> issue	3,069,610	12,892	0	1,339,972	0.00%	0.00%	25	5
67 BANKA VIPA 5 <sup>th</sup> issue	2,084,194	8,734	0	827,738	0.00%	0.00%	81	6
68 BANKA VIPA 3 <sup>rd</sup> issue	2,061,872	8,646	0	1,868,619	0.00%	0.00%	108	9
69 REPUBLIKA SLOVENIJA 45 <sup>th</sup> issue	1,958,750	8,194	0	577,650	0.00%	0.00%	190	11
70 BANKA VIPA 7 <sup>th</sup> issue	1,042,984	4,375	0	1,001,466	0.00%	0.00%	26	4
71 BANKA VIPA 6 <sup>th</sup> issue	861,948	3,611	0	861,948	0.00%	0.00%	26	4
72 BANKA VIPA 2 <sup>nd</sup> issue	106,544	446	0	106,544	0.00%	0.00%	11	2
73 BANKA CELJE 5 <sup>th</sup> issue	0	0	0	0	0.00%	0.00%	0	0
74 BANKA CELJE 6 <sup>th</sup> issue, A series	0	0	0	0	0.00%	0.00%	0	0
75 BANKA CELJE 6 <sup>th</sup> issue, B series	0	0	0	0	0.00%	0.00%	0	0
76 BANKA CELJE 7 <sup>th</sup> issue	0	0	0	0	0.00%	0.00%	0	0
77 DEŽELNA BANKA SLOVENIJE 1 <sup>st</sup> issue	0	0	0	0	0.00%	0.00%	0	0
78 NOVA KBM 3 <sup>rd</sup> issue, B series	0	0	0	0	0.00%	0.00%	0	0
79 REPUBLIKA SLOVENIJA 24 <sup>th</sup> issue	0	0	0	0	0.00%	0.00%	0	0
80 SKB OBVEZNICE 4 <sup>th</sup> issue, B series	0	0	0	0	0.00%	0.00%	0	0
<b>Total official market</b>	<b>256,666,278,609</b>	<b>1,074,824,892</b>	<b>136,836,151,142</b>	<b>17,621,212,320</b>	<b>100.00%</b>	<b>-</b>	<b>22,424,016</b>	<b>106,587</b>

## C4) TURNOVER BY SECURITIES ON FREE MARKET IN YEAR 2004

## 1. Shares (1)

Issue	Total (in SIT)	Total (in EUR)	Block trades (in SIT)	Cross trades (in SIT)	Share in total turnover on free market	Share in turnover of shares	Volume in pieces	Number of bargains
<b>Total shares</b>	<b>57,134,049,728</b>	<b>239,067,284</b>	<b>27,250,433,256</b>	<b>6,634,106,154</b>	<b>40.81%</b>	<b>100.00%</b>	<b>36,260,669</b>	<b>138,743</b>
<b>Total common shares</b>	<b>56,894,259,521</b>	<b>238,063,337</b>	<b>27,250,433,256</b>	<b>6,615,216,141</b>	<b>40.64%</b>	<b>99.58%</b>	<b>36,222,449</b>	<b>136,637</b>
1 ZVON ENA HOLDING	7,389,441,712	30,890,736	3,777,521,803	1,035,830,459	5.28%	12.93%	3,603,089	7,737
2 HELIOS, DOMŽALE	5,088,278,558	21,282,429	2,431,792,055	328,638,290	3.63%	8.91%	26,291	1,090
3 MAKSIMA HOLDING	4,712,095,594	19,747,494	3,941,741,693	211,701,967	3.37%	8.25%	3,694,832	7,446
4 LESNINA	3,744,157,400	15,631,261	2,712,960,000	181,542,142	2.67%	6.55%	14,432	905
5 NFD HOLDING	2,821,684,632	11,816,092	516,983,580	589,273,839	2.02%	4.94%	3,644,388	14,661
6 INFOND HOLDING	2,455,402,640	10,300,910	234,023,690	557,667,787	1.75%	4.30%	2,333,359	8,286
7 TRIGLAV, FINANČNA DRUŽBA	2,385,313,180	9,956,752	1,454,445,910	217,545,089	1.70%	4.17%	1,927,274	13,163
8 KD GROUP	2,311,298,985	9,656,751	1,582,468,136	42,863,194	1.65%	4.05%	22,394	173
9 VIPA HOLDING	2,022,580,461	8,471,761	1,346,259,811	492,863,221	1.44%	3.54%	2,038,857	4,245
10 JUTEKS	1,831,471,612	7,657,742	598,229,519	182,300,331	1.31%	3.21%	57,394	1,516
11 DZS	1,641,644,698	6,853,947	1,283,046,559	37,300,764	1.17%	2.87%	315,986	212
12 ZLATA MONETA II	1,149,456,270	4,815,585	556,422,970	144,574,107	0.82%	2.01%	2,148,256	3,737
13 TRIGLAV NALOŽBE	1,132,210,525	4,724,122	572,388,725	120,391,991	0.81%	1.98%	2,733,615	11,033
14 KD HOLDING	1,045,395,511	4,384,479	48,939,000	110,363,341	0.75%	1.83%	98,481	4,424
15 AKTIVA NALOŽBE	970,584,302	4,062,277	246,253,701	235,679,280	0.69%	1.70%	1,033,262	4,960
16 MIP	949,440,778	3,994,527	627,988,473	47,567,463	0.68%	1.66%	394,175	596
17 AKTIVA INVEST	895,040,263	3,747,045	0	169,808,020	0.64%	1.57%	35,882	6,551
18 SATURNUS EMBALAŽA	845,774,311	3,550,675	244,400,000	107,011,378	0.60%	1.48%	18,526	397
19 MEDALJON	752,688,484	3,141,213	345,299,000	265,941,952	0.54%	1.32%	345,016	291
20 TOSAMA	716,473,683	3,003,356	433,551,446	41,219,466	0.51%	1.25%	50,399	819
21 CINKARNA CELJE	689,523,340	2,886,829	0	39,916,240	0.49%	1.21%	26,205	841
22 ZVON DVA HOLDING	686,279,747	2,872,080	0	74,238,398	0.49%	1.20%	1,318,153	6,780
23 NAMA	678,784,185	2,861,157	672,897,304	471,913	0.48%	1.19%	426,958	33
24 ARKADA HOLDING	642,703,315	2,689,834	195,175,048	114,848,471	0.46%	1.12%	689,417	2,266
25 ETRA 33	624,542,848	2,620,003	0	86,515,626	0.45%	1.09%	6,358	754
26 VIZIJA HOLDING	572,837,625	2,389,926	441,144,900	45,406,142	0.41%	1.00%	824,337	1,362
27 BELINKA	560,176,247	2,339,956	261,002,000	19,559,368	0.40%	0.98%	82,256	406
28 JADRAN	502,515,765	2,103,532	370,006,224	46,087,112	0.36%	0.88%	105,714	112
29 CETIS	484,627,521	2,022,212	430,175,000	7,390,787	0.35%	0.85%	10,048	160
30 KD Naložbe	483,990,062	2,029,118	0	43,893,196	0.35%	0.85%	884,011	5,345
31 VIZIJA HOLDING ENA	460,455,388	1,920,992	355,420,200	36,775,368	0.33%	0.81%	773,849	1,333
32 POM-INVEST	410,019,587	1,716,205	106,658,763	56,632,453	0.29%	0.72%	458,047	1,688
33 NK NALOŽBE	408,567,961	1,716,812	364,743,725	7,818,879	0.29%	0.72%	901,653	527
34 LIP BLEJ	290,738,201	1,216,718	69,400,000	41,796,265	0.21%	0.51%	287,951	393
35 HRAM HOLDING	238,659,438	996,268	155,451,198	26,455,761	0.17%	0.42%	591,210	742
36 OLJARICA, KRANJ	230,931,116	968,578	216,553,902	3,965,596	0.16%	0.40%	23,166	55
37 GOZDNO GOSPODARSTVO BLEJ	227,085,651	948,983	35,068,830	75,732,008	0.16%	0.40%	116,926	220
38 INFOND HOLDING 1	196,984,538	821,444	88,646,303	21,257,211	0.14%	0.34%	306,116	2,881
39 GRADIS, GP LJUBLJANA	196,204,068	820,569	118,089,850	26,970,553	0.14%	0.34%	152,767	102
40 SVILANIT KAMNIK	193,430,250	813,081	90,032,112	414,713	0.14%	0.34%	131,229	24
41 MEDVEŠEK PUŠNIK	178,531,143	744,721	40,000,000	129,171,816	0.13%	0.31%	9,169	72
42 MAKSIMA INVEST	147,114,602	613,562	86,094,122	9,200,502	0.11%	0.26%	266,473	1,467
43 FINIRA	138,481,886	578,467	56,132,976	41,402,713	0.10%	0.24%	399,934	1,158
44 KS2 NALOŽBE	138,448,633	580,962	0	23,140,591	0.10%	0.24%	302,234	1,182
45 ISKRA AVTOELEKTRIKA	127,854,115	533,187	38,401,000	8,491,773	0.09%	0.22%	11,730	267
46 MITOL SEŽANA	123,400,066	517,124	0	16,992,849	0.09%	0.22%	29,072	78
47 COLOR	114,488,886	479,459	0	13,547,952	0.08%	0.20%	32,065	744
48 GORENJSKI TISK	113,671,894	474,914	0	8,418,884	0.08%	0.20%	35,523	210
49 SLOVENIJALES	108,277,677	454,420	0	11,857,915	0.08%	0.19%	8,305	358
50 MELAMIN	103,615,836	433,739	0	39,871,794	0.07%	0.18%	21,409	172
51 MODRA LINIJA HOLDING	102,499,546	428,593	36,385,000	28,366,874	0.07%	0.18%	110,612	1,079
52 FRUCTAL	100,795,797	422,262	0	5,294,591	0.07%	0.18%	44,791	396
53 LIV POSTOJNA	99,197,958	415,161	0	34,431,005	0.07%	0.17%	6,712	175
54 JATA EMONA	92,336,772	387,167	0	15,625,291	0.07%	0.16%	82,377	197
55 NIKO	89,343,816	374,951	0	21,996,584	0.06%	0.16%	2,879	124
56 POM-NALOŽBE	85,462,401	357,351	37,933,728	8,141,371	0.06%	0.15%	208,568	894
57 KOMPAS HOTELI	79,313,119	331,236	0	623,000	0.06%	0.14%	7,853	140
58 ALPETOIR POTOVALNA AGENCIJA	75,042,912	314,964	0	34,531,634	0.05%	0.13%	27,474	361
59 PLAMA - PUR	59,565,064	249,083	0	3,680,410	0.04%	0.10%	21,187	115
60 M1	56,326,335	234,878	0	5,061,788	0.04%	0.10%	93,694	692
61 CERTIUS INVEST	54,166,273	226,844	0	20,460,291	0.04%	0.09%	112,132	616
62 AVTO CELJE	51,292,094	215,478	30,305,000	14,705,870	0.04%	0.09%	25,743	39
63 TEKSTINA	44,231,833	185,325	0	7,012,532	0.03%	0.08%	108,710	209
64 KLASJE CELJE	44,067,372	185,064	0	4,841,233	0.03%	0.08%	80,943	160
65 AKTIVA AVANT	43,911,989	183,980	0	11,538,587	0.03%	0.08%	100,332	1,072
66 FOND INVEST	42,448,598	177,745	0	17,201,849	0.03%	0.07%	30,327	1,130
67 HOTELI PALACE	40,361,340	168,752	0	7,802,155	0.03%	0.07%	26,431	266
68 INLES	39,387,738	164,544	0	3,987,889	0.03%	0.07%	55,231	79
69 MERCATA	38,955,736	162,449	0	4,767,926	0.03%	0.07%	88,710	558
70 TRDNJAVA HOLDING	38,131,163	159,353	0	6,858,197	0.03%	0.07%	121,888	431

## 1. Shares (2)

	Issue	Total (in SIT)	Total (in EUR)	Block trades (in SIT)	Cross trades (in SIT)	Share in total turnover on free market	Share in turnover of shares	Volume in pieces	Number of bargains
71	MARINA PORTOROŽ	37.794.445	158.234	0	9.093.372	0.03%	0.07%	3.881	84
72	VELANA	37.666.029	157.797	0	8.549.439	0.03%	0.07%	57.984	160
73	JAVOR PIVKA	37.246.791	155.993	0	13.755.834	0.03%	0.07%	64.981	126
74	INTERTRADE ITS	35.901.869	150.210	0	13.291.840	0.03%	0.06%	23.554	210
75	UNITAS_LJUBLJANA	34.430.249	143.913	0	78.177	0.02%	0.06%	14.865	107
76	TOVARNA SLADKORJA ORMOŽ	33.909.509	142.049	0	210.000	0.02%	0.06%	3.527	104
77	UNIT-AS_LJUBLJANA	33.587.868	140.330	0	0	0.02%	0.06%	9.315	69
78	LESNINA EMMI	28.480.207	119.424	0	5.421.854	0.02%	0.05%	37.307	108
79	KS4 NALOŽBE	24.729.936	103.831	0	710.255	0.02%	0.04%	71.499	603
80	AGROKOMBINAT MARIBOR	24.299.830	101.728	0	8.193.788	0.02%	0.04%	24.572	148
81	CREINA	23.358.629	97.525	0	22.530.898	0.02%	0.04%	4.814	28
82	KRONA HOLDING	23.268.066	97.481	0	4.760.267	0.02%	0.04%	49.329	246
83	NK2 NALOŽBE	23.069.498	96.463	0	1.911.642	0.02%	0.04%	74.263	298
84	LIZ INŽENIRING	22.636.722	94.720	0	9.182.200	0.02%	0.04%	15.922	59
85	INTEGRAL JESENICE	21.243.265	88.911	0	10.570.910	0.02%	0.04%	10.598	50
86	KEMA PUCONCI	21.146.651	88.513	0	4.565.163	0.02%	0.04%	4.400	39
87	GRAND HOTEL UNION	18.981.445	79.603	0	5.064.688	0.01%	0.03%	7.701	65
88	ŽITO INTES	18.937.079	79.214	0	409.500	0.01%	0.03%	49.494	135
89	IMP KLIMAT	18.717.170	78.451	0	6.622.316	0.01%	0.03%	11.091	40
90	ŽELEZARNA RAVNE - MONTER DRAVOGRAD	13.156.367	54.997	0	231.147	0.01%	0.02%	11.892	68
91	HIDROTEHNIK	11.261.163	47.183	0	3.187.050	0.01%	0.02%	6.932	39
92	RTC KRVAVEC	10.839.670	45.210	0	4.500	0.01%	0.02%	11.731	11
93	KOŠAKI TMI	9.573.350	40.131	0	4.101.368	0.01%	0.02%	610	15
94	TRDNJAVA I HOLDING	9.345.818	39.027	0	1.199.391	0.01%	0.02%	28.283	125
95	EGOLES	8.568.716	35.979	0	2.410.660	0.01%	0.01%	14.552	43
96	AVTOPREVOZNIŠTVO IN SERVISI	8.431.311	35.390	0	285.654	0.01%	0.01%	76.588	76
97	GEA COLLEGE	8.271.720	34.735	0	8.271.720	0.01%	0.01%	6.808	12
98	SWATY	8.240.261	34.678	0	887.585	0.01%	0.01%	640	16
99	GEA TOVARNA OLJA	7.942.570	33.317	0	57.960	0.01%	0.01%	6.496	51
100	DANA	7.174.234	30.054	0	2.289.864	0.01%	0.01%	5.155	76
101	C2 NALOŽBE	6.921.406	29.050	0	402.249	0.00%	0.01%	16.595	108
102	TERME DOBRNA	6.702.707	28.105	0	2.963.523	0.00%	0.01%	4.114	66
103	ELMO	5.820.034	24.362	0	274.370	0.00%	0.01%	8.679	32
104	SVILA	5.694.544	23.807	0	458.612	0.00%	0.01%	251.799	112
105	IMP ČRPALKE LJUBLJANA	5.400.084	22.561	0	32.979	0.00%	0.01%	4.165	108
106	UPIMO GROUP	5.300.470	22.305	0	5.239.950	0.00%	0.01%	54.387	14
107	CAPITA	5.228.499	21.889	0	183.183	0.00%	0.01%	9.467	46
108	MK TISKARNA	4.803.369	20.107	0	0	0.00%	0.01%	2.460	34
109	ZDRAVILIŠČE ROGAŠKA	4.661.251	19.551	0	687.868	0.00%	0.01%	30.169	117
110	PINUS TKI	4.058.906	17.073	0	0	0.00%	0.01%	134	11
111	NAMA	2.900.044	12.103	0	102.010	0.00%	0.01%	2.276	17
112	SIJAJ HRASTNIK	2.688.876	11.227	0	531.505	0.00%	0.00%	1.505	21
113	GORIŠKE OPEKARNE	1.239.043	5.180	0	1.234.843	0.00%	0.00%	659	11
114	METALKA TRGOVINA	368.909	1.538	0	0	0.00%	0.00%	2.376	20
115	ZRC	47.895	202	0	0	0.00%	0.00%	93	2
116	SAVINJA MOZIRJE	0	0	0	0	0.00%	0.00%	0	0
117	MURALES	0	0	0	0	0.00%	0.00%	0	0
118	INTERTRADE ITA	0	0	0	0	0.00%	0.00%	0	0
119	INTARA	0	0	0	0	0.00%	0.00%	0	0
120	JELEN GOSTINSKO PODJETJE	0	0	0	0	0.00%	0.00%	0	0
121	L EGOLES	0	0	0	0	0.00%	0.00%	0	0
	<b>Preferred shares</b>	<b>239.790.207</b>	<b>1.003.947</b>	<b>0</b>	<b>18.890.013</b>	<b>0.17%</b>	<b>0.42%</b>	<b>38.220</b>	<b>2.106</b>
1	KD HOLDING	239.724.907	1.003.672	0	18.890.013	0.17%	0.42%	38.056	2.103
2	ZDRAVILIŠČE ROGAŠKA	65.300	275	0	0	0.00%	0.00%	164	3

## 2. Bonds

Issue	Total (in SIT)	Total (in EUR )	Block trades (in SIT)	Cross trades (in SIT)	Share in total turnover on free market	Share in turnover of bonds	Volume in pieces	Number of bargains
<b>Total bonds</b>	<b>22,887,047,322</b>	<b>95,748,460</b>	<b>8,779,974,299</b>	<b>3,889,263,191</b>	<b>16.35%</b>	<b>100.00%</b>	<b>1,592,897</b>	<b>5,448</b>
1 SLOV. ODŠKODNINSKA DRUŽBA 2 <sup>nd</sup> issue	19,783,064,155	82,767,817	6,579,585,238	3,371,333,091	14.13%	86.44%	1,543,290	5,326
2 ZAVAROVALNICA TRIGLAV 1 <sup>st</sup> issue	688,995,807	2,873,750	671,077,354	17,918,453	0.49%	3.01%	2,710	4
3 PROBANKA 7 <sup>th</sup> issue	577,533,778	2,409,902	216,793,690	128,013,287	0.41%	2.52%	23,589	35
4 NLB 7 <sup>th</sup> issue	504,959,500	2,116,466	463,348,000	20,532,500	0.36%	2.21%	4,710	9
5 NLB 15 <sup>th</sup> issue	316,226,000	1,318,878	194,464,000	69,662,000	0.23%	1.38%	3,062	6
6 BANKA KOPER 4 <sup>th</sup> issue	286,538,800	1,208,635	274,455,000	7,353,100	0.20%	1.25%	2,702	11
7 STANOVANJSKI SKLAD 3 <sup>rd</sup> issue	215,325,170	900,747	167,079,196	487,111	0.15%	0.94%	2,231	9
8 POŠTNA BANKA SLOVENIJE 2 <sup>nd</sup> issue	142,929,003	599,180	142,929,003	0	0.10%	0.62%	1,270	2
9 BANKA ZASAVJE 3 <sup>rd</sup> issue	127,112,862	530,000	0	127,112,862	0.09%	0.56%	530	2
10 PROBANKA 4 <sup>th</sup> issue	82,138,728	343,908	39,062,561	43,061,017	0.06%	0.36%	4,757	13
11 POŠTNA BANKA SLOVENIJE 5 <sup>th</sup> issue	67,146,667	281,706	31,180,257	16,404,750	0.05%	0.29%	280	3
12 ABANKA VIPA 8 <sup>th</sup> issue	46,064,279	192,090	0	46,064,279	0.03%	0.20%	1,900	8
13 PROBANKA 6 <sup>th</sup> issue	21,037,409	88,174	0	16,092,563	0.02%	0.09%	870	11
14 KD INVESTMENTS 1 <sup>st</sup> issue	11,679,621	48,968	0	11,417,275	0.01%	0.05%	879	4
15 NLB 14 <sup>th</sup> issue	10,776,348	45,000	0	10,776,348	0.01%	0.05%	45	1
16 NLB 8 <sup>th</sup> issue	4,214,050	17,739	0	1,729,410	0.00%	0.02%	17	3
17 PROBANKA 5 <sup>th</sup> issue	1,305,145	5,500	0	1,305,145	0.00%	0.01%	55	1
18 ABANKA VIPA 9 <sup>th</sup> issue	0	0	0	0	0.00%	0.00%	0	0
19 AUTOCOMMERCE 1 <sup>st</sup> issue	0	0	0	0	0.00%	0.00%	0	0
20 BANKA KOPER 3 <sup>rd</sup> issue	0	0	0	0	0.00%	0.00%	0	0
21 BANKA VIPA 1 <sup>st</sup> issue	0	0	0	0	0.00%	0.00%	0	0
22 DARS 1 <sup>st</sup> issue	0	0	0	0	0.00%	0.00%	0	0
23 DEŽELNA BANKA SLOVENIJE 4 <sup>th</sup> issue	0	0	0	0	0.00%	0.00%	0	0
24 POŠTNA BANKA SLOVENIJE 3 <sup>rd</sup> issue	0	0	0	0	0.00%	0.00%	0	0
25 POTEZA NALOŽBE	0	0	0	0	0.00%	0.00%	0	0
26 POTEZA, BPD 2 <sup>nd</sup> issue	0	0	0	0	0.00%	0.00%	0	0
27 SIP STROJNA INDUSTRIJA 1 <sup>st</sup> issue, A series	0	0	0	0	0.00%	0.00%	0	0
28 SIP STROJNA INDUSTRIJA 1 <sup>st</sup> issue, B series	0	0	0	0	0.00%	0.00%	0	0
29 UBK CONVERTIBILNE	0	0	0	0	0.00%	0.00%	0	0
<b>Total free market (shares and bonds)</b>	<b>80,021,097,050</b>	<b>334,815,744</b>	<b>36,030,407,555</b>	<b>10,523,369,345</b>	<b>57.16%</b>	<b>-</b>	<b>37,853,566</b>	<b>144,191</b>

### 3. Investment funds

Issue	Total (in SIT)	Total (in EUR)	Block trades (in SIT)	Cross trades (in SIT)	Share in total turnover on free market	Share in turnover of investment funds	Volume in pieces	Number of bargains
<b>Total investment funds</b>	<b>59,964,555,740</b>	<b>251,046,716</b>	<b>23,664,477,048</b>	<b>7,373,090,693</b>	<b>#DIV/0!</b>	<b>#DIV/0!</b>	<b>224,946,843</b>	<b>102,290</b>
1 <b>Closed-end funds</b>	55,393,596,549	231,844,276	21,173,038,267	6,914,428,197	#DIV/0!	#DIV/0!	161,824,418	85,149
2 <b>Authorised closed-end funds</b>	4,570,959,191	19,202,440	2,491,438,781	458,662,496	#DIV/0!	#DIV/0!	63,122,425	17,141

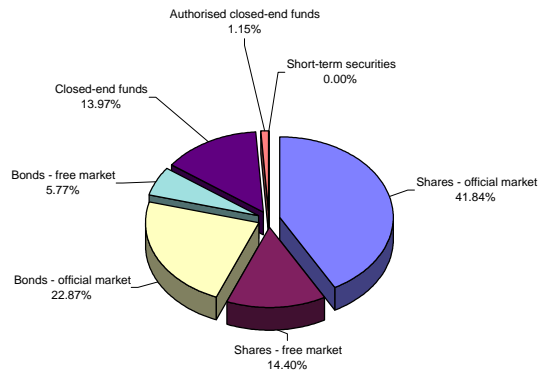
#### 3.1. Closed-end funds

Issue	Total (in SIT)	Total (in EUR)	Block trades (in SIT)	Cross trades (in SIT)	Share in total turnover on free market	Share in turnover of closed-end funds	Volume in pieces	Number of bargains
<b>Total closed-end funds</b>	<b>55,393,596,549</b>	<b>231,844,276</b>	<b>21,173,038,267</b>	<b>6,914,428,197</b>	<b>39.57%</b>	<b>100.00%</b>	<b>161,824,418</b>	<b>85,149</b>
1 TRIGLAV STEBER I, delniška ID	18,836,387,462	78,804,339	10,372,553,669	1,572,424,419	13.46%	34.00%	35,416,838	16,697
2 ZLATA MONETA I, ID	7,397,801,182	30,977,374	3,239,980,566	846,731,766	5.28%	13.35%	38,675,847	6,882
3 NFD 1 DELNIŠKI INVESTICIJSKI SKLAD	7,086,570,291	29,677,442	1,180,581,980	1,153,854,752	5.06%	12.79%	22,775,113	11,296
4 ID MAKSIMA	6,541,455,844	27,346,248	3,539,979,967	649,609,823	4.67%	11.81%	3,570,472	9,420
5 KD ID	5,159,410,419	21,611,132	535,747,700	807,551,912	3.69%	9.31%	25,677,073	10,310
6 KRONA SENIOR	3,525,691,607	14,758,385	1,485,864,811	472,748,950	2.52%	6.36%	28,730,133	4,370
7 INFOND ID	3,462,900,251	14,511,104	90,590,101	595,690,173	2.47%	6.25%	1,341,987	9,431
8 MODRA LINIJA	1,107,904,761	4,629,965	597,696,273	270,964,031	0.79%	2.00%	4,444,895	1,363
9 ZVON ENA ID	1,017,574,023	4,266,232	30,000,000	126,471,543	0.73%	1.84%	379,927	7,456
10 VIPA INVEST	715,637,820	3,000,666	0	291,401,955	0.51%	1.29%	366,748	4,873
11 INFOND ID 1	542,262,889	2,261,389	100,043,200	126,978,873	0.39%	0.98%	445,385	3,051

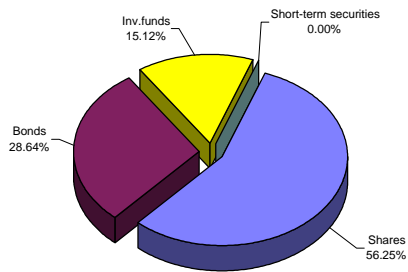
#### 3.2. Authorised closed-end funds

Issue	Total (in SIT)	Total (in EUR)	Block trades (in SIT)	Cross trades (in SIT)	Share in total turnover on free market	Share in turnover of auth. closed-end funds	Volume in pieces	Number of bargains
<b>Total authorised closed-end funds</b>	<b>4,570,959,191</b>	<b>19,202,440</b>	<b>2,491,438,781</b>	<b>458,662,496</b>	<b>3.27%</b>	<b>100.00%</b>	<b>63,122,425</b>	<b>17,141</b>
1 PID MAKSIMA	2,513,647,868	10,540,265	2,097,625,028	113,975,608	1.80%	54.99%	35,961,654	5,674
2 INFOND PID	766,336,224	3,223,252	0	145,682,448	0.55%	16.77%	9,074,203	4,333
3 POMURSKA INVESTICIJSKA DRUŽBA 1	414,275,951	1,747,053	192,285,890	31,398,228	0.30%	9.06%	1,737,061	300
4 PID ZVON DVA	249,223,839	1,051,393	0	60,233,114	0.18%	5.45%	4,302,889	1,296
5 MERCATA PID	170,954,492	717,993	86,194,431	9,114,825	0.12%	3.74%	2,986,531	879
6 ATENA PID	115,908,651	488,680	0	37,376,638	0.08%	2.54%	1,270,479	730
7 TRIGLAV STEBER, PID	108,290,021	456,279	0	45,550,851	0.08%	2.37%	2,525,620	2,109
8 TRDNJAVA, PID	99,472,757	418,462	79,257,167	6,388,414	0.07%	2.18%	2,417,428	228
9 TRDNJAVA I, PID	42,677,958	179,518	36,076,265	2,629,265	0.03%	0.93%	1,039,911	64
10 MERCATA 1 PID	37,705,986	158,437	0	2,432,191	0.03%	0.82%	800,198	714
11 POOBLAŠČENA POMURSKA INV. DRUŽBA	34,899,624	146,913	0	2,142,593	0.02%	0.76%	768,570	695
12 KRONA SENIOR	9,806,579	41,429	0	0	0.01%	0.21%	82,412	19
13 NIKA, PID	1,883,019	7,949	0	292,608	0.00%	0.04%	48,718	23
14 SETEV, PID	1,669,016	7,047	0	647,095	0.00%	0.04%	46,623	21
15 MODRA LINIJA	1,375,461	5,811	0	456,680	0.00%	0.03%	7,391	4
16 ARKADA ENA, PID	1,330,897	5,623	0	0	0.00%	0.03%	14,928	25
17 VIZIJA I., PID	783,826	3,310	0	341,938	0.00%	0.02%	14,213	16
18 NIKA, PID 2	717,022	3,026	0	0	0.00%	0.02%	23,596	11
<b>Short-term securities</b>	<b>0</b>	<b>0</b>	<b>0</b>	<b>0</b>	<b>0.00%</b>	<b>-</b>	<b>0</b>	<b>0</b>
<b>Total free market</b>	<b>139,985,652,790</b>	<b>585,862,460</b>	<b>59,694,884,603</b>	<b>17,896,460,038</b>	<b>96.73%</b>	<b>-</b>	<b>262,800,409</b>	<b>246,481</b>
<b>Total turnover in Year 2004</b>	<b>396,651,931,399</b>	<b>1,660,687,352</b>	<b>196,531,035,745</b>	<b>35,517,672,358</b>	<b>-</b>	<b>-</b>	<b>285,224,425</b>	<b>353,068</b>

Structure of turnover by securities in Year 2004



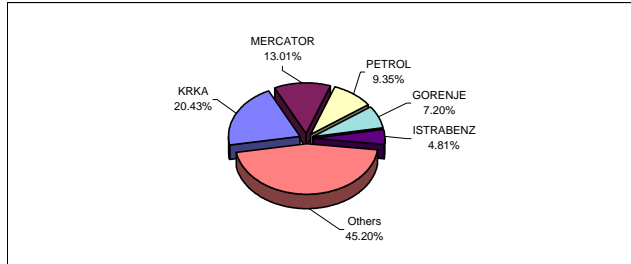
Structure of turnover by securities - all markets - Year 2004



## C5) MOST TRADED SECURITIES IN DECEMBER 2004

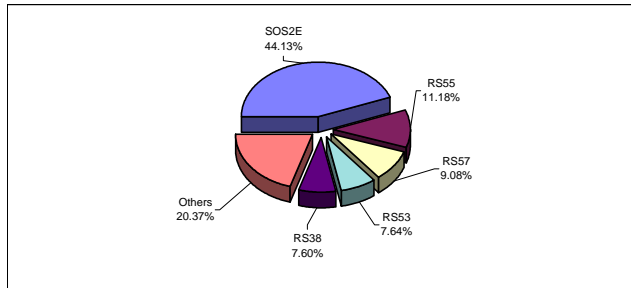
### MOST TRADED SHARES

Issuer	Turnover (in SITm) - order book trades only	Market capitalisation as of 31 Dec 2004 (in SITm)	Number of bargains - order book trades only
KRKA	3,044	299,289	1,773
MERCATOR	1,938	128,485	1,089
PETROL	1,393	137,578	736
GORENJE	1,072	78,982	720
ISTRABENZ	717	51,407	479
Others	6,736	1,009,882	16,094
<b>Total</b>	<b>14,901</b>	<b>1,705,622</b>	<b>20,891</b>



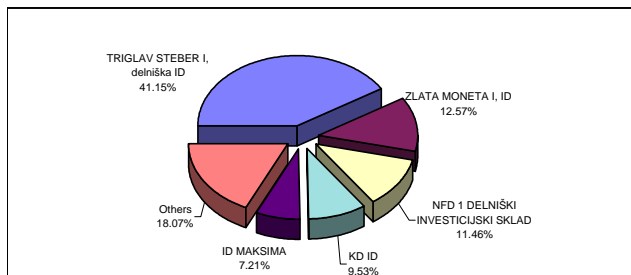
### MOST TRADED BONDS

Issuer	Turnover (in SITm) - order book trades only	Market capitalisation as of 31 Dec 2004 (in SITm)	Number of bargains - order book trades only
SLOVENSKA ODŠKODNINSKA DRUŽBA 2 <sup>nd</sup> issue	1,568	135,553	543
REPUBLIKA SLOVENIJA 55 <sup>th</sup> issue	397	41,476	1,124
REPUBLIKA SLOVENIJA 57 <sup>th</sup> issue	323	97,200	63
REPUBLIKA SLOVENIJA 53 <sup>rd</sup> issue	272	26,822	186
REPUBLIKA SLOVENIJA 38 <sup>th</sup> issue	270	28,050	93
Others	724	777,471	1,766
<b>Total</b>	<b>3,555</b>	<b>1,106,572</b>	<b>3,775</b>



### MOST TRADED INVESTMENT FUNDS

INVESTMENT FUNDS	Turnover (in SITm) - order book trades only	Market capitalisation as of 31 Dec 2004 (in SITm)	Number of bargains - order book trades only
TRIGLAV STEBER I, delniška ID	1,669	57,907	4,569
ZLATA MONETA I, ID	510	20,771	714
NFD 1 DELNIŠKI INVESTICIJSKI SKLAD	465	56,086	842
KD ID	387	21,023	704
ID MAKSIMA	293	20,527	876
Others	733	62,957	2,461
<b>Total</b>	<b>4,057</b>	<b>239,272</b>	<b>10,166</b>

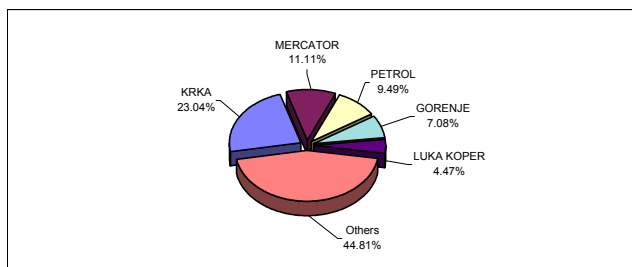




## C6) MOST TRADED SECURITIES IN YEAR 2004

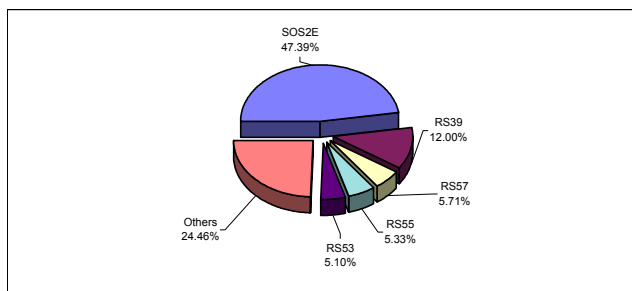
### MOST TRADED SHARES

Issuer	Turnover (in SITm) - order book trades only	Market capitalisation as of 31 Dec 2004 (in SITm)	Number of bargains - order book trades only
KRKA	31,322	299,289	22,681
MERCATOR	15,106	128,485	11,407
PETROL	12,905	137,578	9,729
GORENJE	9,624	78,982	10,781
LUKA KOPER	6,082	57,458	6,111
Others	60,918	1,003,831	170,545
<b>Total</b>	<b>135,958</b>	<b>1,705,622</b>	<b>231,254</b>



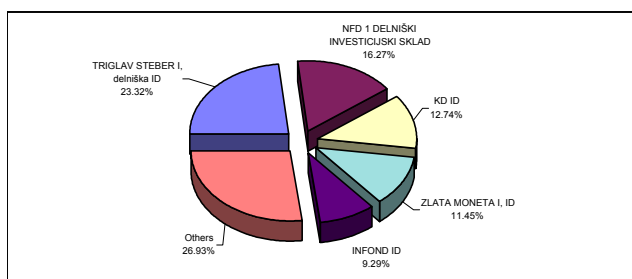
### MOST TRADED BONDS

Issuer	Turnover (in SITm) - order book trades only	Market capitalisation as of 31 Dec 2004 (in SITm)	Number of bargains - order book trades only
SLOVENSKA ODŠKODNINSKA DRUŽBA 2 <sup>nd</sup> issue	13,203	135,553	5,262
REPUBLIKA SLOVENIJA 39 <sup>th</sup> issue	3,344	24,631	8,408
REPUBLIKA SLOVENIJA 57 <sup>th</sup> issue	1,592	97,200	204
REPUBLIKA SLOVENIJA 55 <sup>th</sup> issue	1,485	41,476	1,296
REPUBLIKA SLOVENIJA 53 <sup>rd</sup> issue	1,422	26,822	497
Others	6,816	780,890	2,729
<b>Total</b>	<b>27,863</b>	<b>1,106,572</b>	<b>18,396</b>



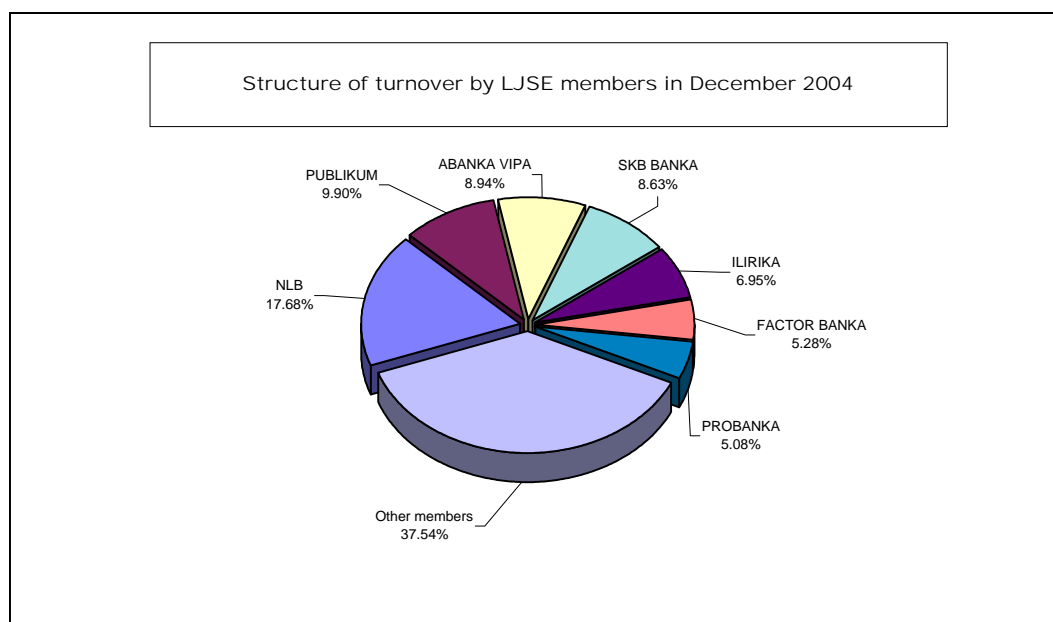
### MOST TRADED INVESTMENT FUNDS

INVESTMENT FUNDS	Turnover (in SITm) - order book trades only	Market capitalisation as of 31 Dec 2004 (in SITm)	Number of bargains - order book trades only
TRIGLAV STEBER I, delniška ID	8,464	58,474	16,604
NFD 1 DELNIŠKI INVESTICIJSKI SKLAD	5,906	56,346	11,291
KD ID	4,624	20,981	10,300
ZLATA MONETA I, ID	4,158	20,427	6,861
INFOND ID	3,372	20,862	9,428
Others	9,777	60,287	47,626
<b>Total</b>	<b>36,300</b>	<b>237,376</b>	<b>102,110</b>



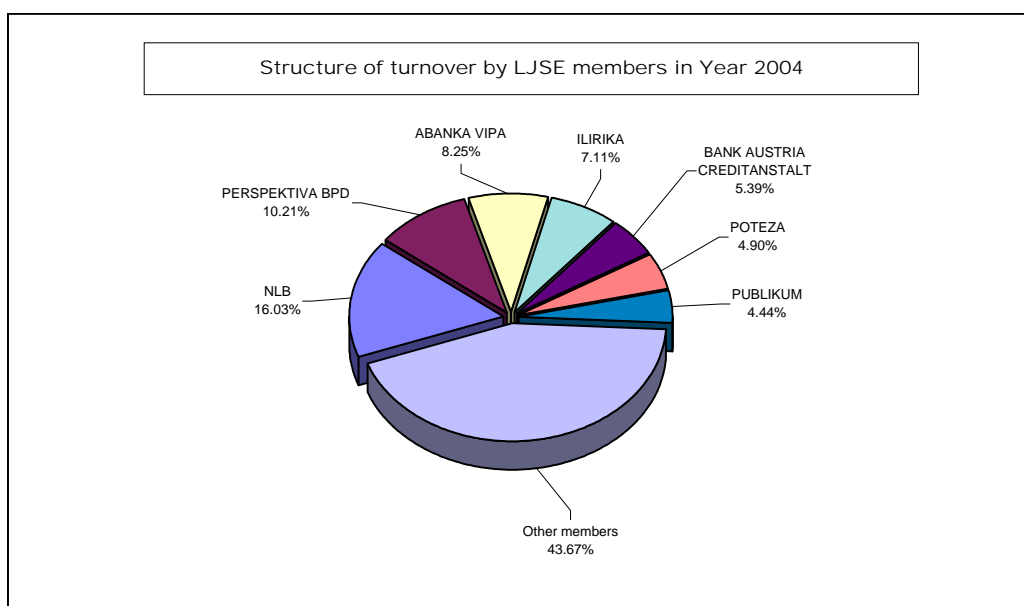
C7) TURNOVER BY LJSE MEMBERS IN DECEMBER 2004

	Member	Official market (in SIT)	Free market (in SIT)	Total (in SIT)	Share in turnover
1	NLB	4,879,539,335	13,289,148,474	18,168,687,809	17.68%
2	PUBLIKUM	4,377,726,366	5,797,713,059	10,175,439,425	9.90%
3	ABANKA VIPA	4,440,880,241	4,743,542,088	9,184,422,329	8.94%
4	SKB BANKA	4,418,289,538	4,449,278,223	8,867,567,760	8.63%
5	ILIRIKA	3,478,561,437	3,659,778,894	7,138,340,331	6.95%
6	FACTOR BANKA	4,531,700,781	892,063,812	5,423,764,593	5.28%
7	PROBANKA	2,049,910,688	3,173,991,670	5,223,902,358	5.08%
8	KD BPD	3,573,148,956	632,677,975	4,205,826,931	4.09%
9	BANK AUSTRIA CREDITANSTALT	2,776,530,367	717,114,802	3,493,645,169	3.40%
10	POTEZA	1,843,827,156	1,602,374,972	3,446,202,128	3.35%
11	DEŽELNA BANKA SLOVENIJE	1,232,695,098	1,863,359,497	3,096,054,596	3.01%
12	PERSPEKTIVA BPD	2,654,814,919	387,861,530	3,042,676,450	2.96%
13	MEDVEŠEK PUŠNIK	1,762,037,222	1,107,042,009	2,869,079,230	2.79%
14	GBD GORENJSKA BORZNO POSREDNIŠKA DRUŽBA	1,486,928,494	1,131,302,727	2,618,231,221	2.55%
15	HYPO ALPE-ADRIA-BANK	1,433,226,753	1,076,237,050	2,509,463,803	2.44%
16	CELJSKA BORZNO-POSREDNIŠKA HIŠA	1,832,206,222	439,517,105	2,271,723,327	2.21%
17	ARGONOS BPH	644,928,797	1,425,748,867	2,070,677,664	2.01%
18	MARIBORSKA BPH	1,159,038,216	862,656,794	2,021,695,010	1.97%
19	RAIFFEISEN KREKOVA BANKA	1,203,463,402	466,582,515	1,670,045,917	1.63%
20	CERTIUS BPH	565,607,867	999,573,213	1,565,181,080	1.52%
21	PM&A BPD	328,135,818	537,137,618	865,273,436	0.84%
22	PFCI	577,493,567	209,497,795	786,991,362	0.77%
23	MOJA DELNICA BPH	453,253,720	279,950,273	733,203,992	0.71%
24	BANKA KOPER	337,863,710	90,818,507	428,682,217	0.42%
25	VERITAS BH	209,502,279	150,466,636	359,968,915	0.35%
26	COGITO BIS B.H.	171,858,646	101,658,014	273,516,660	0.27%
27	B P H	134,932,623	78,254,614	213,187,237	0.21%
28	GORENJSKA BANKA	15,639,552	24,349,302	39,988,854	0.04%
	<b>TOTAL</b>	<b>52,573,741,770</b>	<b>50,189,698,032</b>	<b>102,763,439,802</b>	<b>100.00%</b>



### C8) TURNOVER BY LJSE MEMBERS IN YEAR 2004

Member	Official market (in SIT)	Free market (in SIT)	Total (in SIT)	Share in turnover
1 NLB	78,864,244,297	48,334,779,797	127,199,024,094	16.03%
2 PERSPEKTIVA BPD	67,407,674,596	13,559,142,278	80,966,816,874	10.21%
3 ABANKA VIPA	36,978,370,198	28,480,552,826	65,458,923,024	8.25%
4 ILIRIKA	36,691,147,001	19,685,429,881	56,376,576,882	7.11%
5 BANK AUSTRIA CREDITANSTALT	37,297,326,158	5,456,943,611	42,754,269,768	5.39%
6 POTEZA	19,950,582,912	18,888,107,334	38,838,690,247	4.90%
7 PUBLIKUM	26,786,643,884	8,462,456,393	35,249,100,277	4.44%
8 PROBANKA	17,050,020,976	16,599,358,525	33,649,379,500	4.24%
9 SKB BANKA	25,726,161,114	6,819,226,110	32,545,387,224	4.10%
10 CELJSKA BORZNO-POSREDNIŠKA HIŠA	21,710,994,210	6,148,738,973	27,859,733,183	3.51%
11 FACTOR BANKA	20,095,737,504	5,798,423,932	25,894,161,436	3.26%
12 ARGONOS BPH	10,153,070,007	15,633,453,350	25,786,523,357	3.25%
13 HYPO ALPE-ADRIA-BANK	15,767,127,690	6,321,001,478	22,088,129,168	2.78%
14 GBD GORENJSKA BORZNO POSREDNIŠKA DRUŽBA	10,255,436,989	11,780,632,236	22,036,069,224	2.78%
15 MARIBORSKA BPH	9,662,931,121	8,149,501,616	17,812,432,737	2.25%
16 DEŽELNA BANKA SLOVENIJE	8,806,253,529	7,237,124,988	16,043,378,517	2.02%
17 RAIFFEISEN KREKOVA BANKA	11,040,189,491	3,895,993,475	14,936,182,965	1.88%
18 CERTIUS BPH	5,663,224,751	9,110,697,375	14,773,922,126	1.86%
19 MEDVEŠEK PUŠNIK	9,774,677,980	4,896,554,798	14,671,232,778	1.85%
20 PM&A BPD	6,536,850,083	7,320,290,967	13,857,141,050	1.75%
21 PFCI	6,470,044,180	6,567,978,898	13,038,023,078	1.64%
22 AC - BORZNO POSREDNIŠKA HIŠA	4,061,879,718	7,616,740,783	11,678,620,502	1.47%
23 KD BPD	8,467,176,010	1,546,847,233	10,014,023,243	1.26%
24 BANKA KOPER	7,304,498,520	2,290,574,445	9,595,072,964	1.21%
25 MOJA DELNICA BPH	3,092,259,980	2,223,150,367	5,315,410,347	0.67%
26 GORENJSKA BANKA	3,405,532,028	1,145,412,196	4,550,944,224	0.57%
27 COGITO BIS B.H.	1,641,907,153	2,768,103,051	4,410,010,204	0.56%
28 VERITAS BH	1,425,439,605	2,218,607,047	3,644,046,652	0.46%
29 B P H	1,245,155,526	1,015,481,614	2,260,637,141	0.28%
<b>TOTAL</b>	<b>513,332,557,210</b>	<b>279,971,305,575</b>	<b>793,303,862,785</b>	<b>100.00%</b>



## C9) TURNOVER IN YEARS 2003 AND 2004

### MONTHLY TURNOVER ON OFFICIAL MARKET

Year 2003 Month	Number of trading days	Turnover (in SIT)		average	Number of bargains	
		per month	average per day	per bargain	per month	average per day
December	20	24,810,762,689	1,240,538,134	2,083,887	11,906	595
<b>TOTAL</b>	<b>249</b>	<b>214,845,856,213</b>			<b>99,310</b>	
<b>AVERAGE 2003</b>	<b>21</b>	<b>17,903,821,351</b>	<b>862,834,764</b>	<b>2,163,386</b>	<b>8,276</b>	<b>399</b>
<b>Year 2004</b>						
January	20	20,970,494,721	1,048,524,736	2,247,401	9,331	467
February	20	19,813,583,486	990,679,174	2,387,754	8,298	415
March	23	22,107,330,957	961,188,302	1,917,874	11,527	501
April	20	31,337,097,981	1,566,854,899	2,665,853	11,755	588
May	21	28,584,317,153	1,361,157,960	3,129,784	9,133	435
June	21	17,620,895,972	839,090,284	2,938,775	5,996	286
July	22	13,772,617,008	626,028,046	1,961,632	7,021	319
August	22	16,338,945,849	742,679,357	2,221,777	7,354	334
September	22	23,041,257,690	1,047,329,895	2,160,253	10,666	485
October	21	15,209,301,247	724,252,440	2,241,276	6,786	323
November	21	21,583,565,659	1,027,788,841	2,815,125	7,667	365
December	22	26,286,870,885	1,194,857,767	2,378,257	11,053	502
<b>TOTAL</b>	<b>255</b>	<b>256,666,278,605</b>			<b>106,587</b>	
<b>AVERAGE 2004</b>	<b>21</b>	<b>21,388,856,550</b>	<b>1,006,534,426</b>	<b>2,408,045</b>	<b>8,882</b>	<b>418</b>

### MONTHLY TURNOVER ON FREE MARKET \*

Year 2003 Month	Number of trading days	Turnover (in SIT)		average	Number of bargains	
		per month	average per day	per bargain	per month	average per day
December	20	17,423,269,468	871,163,473	778,902	22,369	1,118
<b>TOTAL</b>	<b>249</b>	<b>125,390,839,070</b>			<b>242,492</b>	
<b>AVERAGE 2003</b>	<b>21</b>	<b>10,449,236,589</b>	<b>503,577,667</b>	<b>517,093</b>	<b>20,208</b>	<b>974</b>
<b>Year 2004</b>						
January	20	11,940,838,239	597,041,912	550,294	21,699	1,085
February	20	8,368,032,649	418,401,632	331,499	25,243	1,262
March	23	14,086,634,709	612,462,379	552,937	25,476	1,108
April	20	9,389,974,965	469,498,748	433,217	21,675	1,084
May	21	10,187,798,834	485,133,278	570,489	17,858	850
June	21	8,938,831,753	425,658,655	624,438	14,315	682
July	22	9,393,594,458	426,981,566	611,244	15,368	699
August	22	9,578,975,233	435,407,965	561,027	17,074	776
September	22	10,357,166,030	470,780,274	521,037	19,878	904
October	21	11,085,953,916	527,902,567	735,484	15,073	718
November	21	11,563,003,008	550,619,191	363,479	31,812	1,519
December	22	25,094,849,016	1,140,674,955	1,194,424	21,010	955
<b>TOTAL</b>	<b>255</b>	<b>139,985,652,788</b>			<b>246,481</b>	
<b>AVERAGE 2004</b>	<b>21</b>	<b>11,665,471,066</b>	<b>548,963,344</b>	<b>567,937</b>	<b>20,540</b>	<b>967</b>

\* Includes the turnover of shares, bonds, inv.funds and short-term securities.

MONTHLY TURNOVER ON ALL MARKETS

Year 2003 Month	Number of trading days	Turnover (in SIT)		average	Number of bargains	
		per month	average per day	per bargain	per month	average per day
December	20	42,234,032,157	2,111,701,608	1,232,211	34,275	1,714
<b>TOTAL</b>	<b>249</b>	<b>340,236,695,283</b>			<b>341,725</b>	
<b>AVERAGE 2003</b>	21	28,353,057,940	1,366,412,431	995,645	28,477	1,372
<b>Year 2004</b>						
January	20	32,911,332,960	1,645,566,648	1,060,629	31,030	1,552
February	20	28,181,616,135	1,409,080,807	840,214	33,541	1,677
March	23	36,193,965,666	1,573,650,681	978,136	37,003	1,609
April	20	40,727,072,946	2,036,353,647	1,218,279	33,430	1,672
May	21	38,772,115,987	1,846,291,237	1,436,483	26,991	1,285
June	21	26,559,727,725	1,264,748,939	1,307,652	20,311	967
July	22	23,166,211,466	1,053,009,612	1,034,714	22,389	1,018
August	22	25,917,921,083	1,178,087,322	1,060,992	24,428	1,110
September	22	33,398,423,720	1,518,110,169	1,093,453	30,544	1,388
October	21	26,295,255,164	1,252,155,008	1,202,949	21,859	1,041
November	21	33,146,568,666	1,578,408,032	839,600	39,479	1,880
December	22	51,381,719,901	2,335,532,723	1,602,524	32,063	1,457
<b>TOTAL</b>	<b>255</b>	<b>396,651,931,393</b>			<b>353,068</b>	
<b>AVERAGE 2004</b>	21	33,054,327,616	1,555,497,770	1,123,443	29,422	1,385

TURNOVER BY SECURITIES ON ALL MARKETS OF LJUBLJANA STOCK EXCHANGE IN YEARS 1996 - 2004

Total turnover and number of bargains

Year	Number of trading days	Turnover (in SIT)		average	Number of bargains	
		per year	average per day	per bargain	per year	average per day
2004	255	396,651,931,393	1,555,497,770	1,123,443	353,068	1,385
2003	249	340,236,695,283	1,366,412,431	995,420	341,802	1,373
2002	247	481,040,836,708	1,947,533,752	1,062,358	452,805	1,833
2001	247	348,643,571,200	1,411,512,434	1,088,977	320,157	1,296
2000	249	269,617,104,598	1,082,799,617	679,818	396,602	1,593
1999	254	265,671,058,734	1,045,949,050	594,292	447,038	1,760
1998	252	173,374,959,032	687,995,869	729,680	237,604	943
1997	249	108,296,251,892	434,924,706	771,594	140,354	564
1996	240	87,004,346,423	362,518,110	662,875	131,253	547

Average turnover and number of bargains

Year	Turnover (in SIT)			Number of bargains	
	per month	per day	per bargain	per month	per day
2004	33,054,327,616	1,555,497,770	1,123,443	29,422	1,385
2003	28,353,057,940	1,366,412,431	995,420	28,484	1,373
2002	40,086,736,392	1,947,533,752	1,062,358	37,734	1,833
2001	29,053,630,933	1,411,512,434	1,088,977	26,680	1,296
2000	22,468,092,050	1,082,799,617	679,818	33,050	1,593
1999	22,139,254,895	1,045,949,050	594,292	37,253	1,760
1998	14,447,913,253	687,995,869	729,680	19,800	943
1997	9,024,687,658	434,924,706	771,594	11,696	564
1996	7,250,362,202	362,518,110	662,875	10,938	547

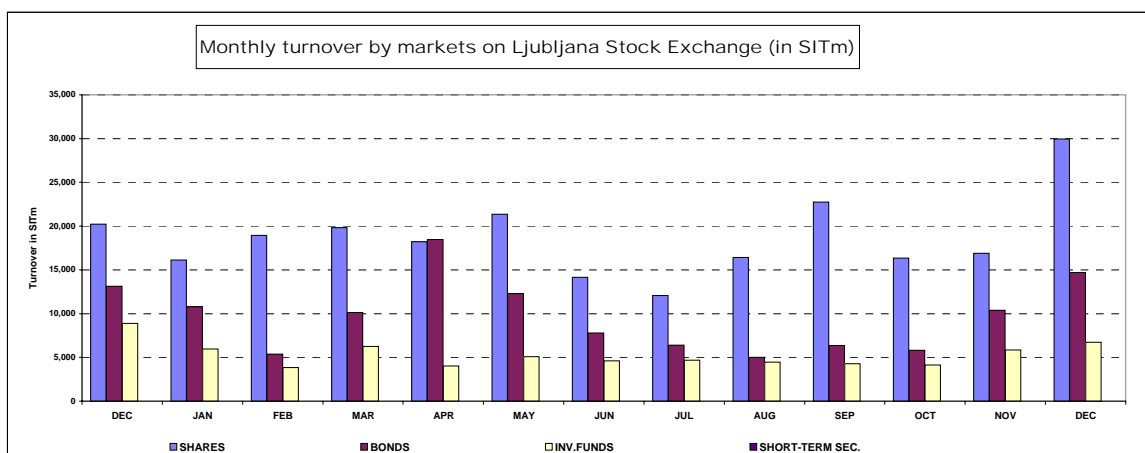
## STRUCTURE OF TURNOVER

MONTHLY TURNOVER BY MARKETS ON LJUBLJANA STOCK EXCHANGE (in SIT)

YEAR 2003	OFFICIAL MARKET		FREE MARKET					TOTAL
	SHARES	BONDS	SHARES	BONDS	AUTHORISED CLOSED-END FUNDS	CLOSED-END FUNDS	SHORT-TERM SECURITIES	
December	13,836,949,777	10,973,812,912	6,369,766,697	2,150,263,378	2,384,095,121	6,519,144,272	0	42,234,032,157
<b>TOTAL 2003</b>	<b>107,677,387,009</b>	<b>107,168,469,204</b>	<b>41,649,651,876</b>	<b>22,548,802,812</b>	<b>28,609,026,812</b>	<b>32,235,247,570</b>	<b>348,110,000</b>	<b>340,236,695,283</b>
<b>Year 2004</b>								
January	11,873,280,923	9,097,213,798	4,266,845,518	1,699,284,291	1,231,656,404	4,743,052,026	0	32,911,332,952
February	15,852,136,394	3,961,447,092	3,104,671,302	1,419,844,425	437,150,703	3,406,366,219	0	28,181,616,127
March	13,940,630,014	8,166,700,943	5,888,510,038	1,961,703,646	1,415,755,465	4,820,665,560	0	36,193,965,662
April	14,080,522,204	17,256,575,777	4,136,457,868	1,227,216,741	338,293,187	3,688,007,169	0	40,727,072,944
May	17,516,930,094	11,067,387,059	3,858,634,120	1,235,366,339	119,782,341	4,974,016,034	0	38,772,115,984
June	11,372,100,788	6,248,795,184	2,791,532,951	1,526,374,080	132,584,610	4,488,340,112	0	26,559,727,725
July	9,236,795,958	4,535,821,050	2,824,991,655	1,872,427,868	424,708,999	4,271,465,936	0	23,166,211,466
August	13,658,292,431	2,680,653,419	2,761,443,286	2,338,663,056	401,844,354	4,077,024,537	0	25,917,921,083
September	18,713,368,310	4,327,889,380	4,042,792,792	2,036,874,461	37,096,342	4,240,402,434	0	33,398,423,720
October	10,933,000,164	4,276,301,084	5,428,061,291	1,540,058,981	32,086,790	4,085,746,855	0	26,295,255,164
November	12,583,163,104	9,000,402,555	4,299,247,681	1,396,047,175		5,867,708,152	0	33,146,568,666
December	16,208,743,903	10,078,126,982	13,730,861,241	4,633,186,258		6,730,801,518	0	51,381,719,901
<b>TOTAL 2004</b>	<b>165,968,964,279</b>	<b>90,697,314,326</b>	<b>57,134,049,726</b>	<b>22,887,047,321</b>	<b>4,570,959,191</b>	<b>55,393,596,550</b>	<b>0</b>	<b>396,651,931,393</b>

MONTHLY TURNOVER BY SECURITIES ON LJUBLJANA STOCK EXCHANGE (in SIT)

YEAR 2003	SHARES	BONDS	INVESTMENT FUNDS	SHORT-TERM SECURITIES	TOTAL
December	20,206,716,474	13,124,076,290	8,903,239,393	0	42,234,032,157
<b>TOTAL 2003</b>	<b>149,327,038,885</b>	<b>129,717,272,016</b>	<b>60,844,274,382</b>	<b>348,110,000</b>	<b>340,236,695,283</b>
<b>Year 2004</b>					
January	16,140,126,441	10,796,498,089	5,974,708,430	0	32,911,332,952
February	18,956,807,696	5,381,291,517	3,843,516,922	0	28,181,616,127
March	19,829,140,052	10,128,404,589	6,236,421,025	0	36,193,965,662
April	18,216,980,072	18,483,792,518	4,026,300,356	0	40,727,072,944
May	21,375,564,214	12,302,753,398	5,093,798,375	0	38,772,115,984
June	14,163,633,738	7,775,169,264	4,620,924,722	0	26,559,727,725
July	12,061,787,612	6,408,248,919	4,696,174,935	0	23,166,211,466
August	16,419,735,716	5,019,316,475	4,478,868,891	0	25,917,921,083
September	22,756,161,102	6,364,763,841	4,277,498,777	0	33,398,423,720
October	16,361,061,455	5,816,360,065	4,117,833,645	0	26,295,255,164
November	16,882,410,785	10,396,449,730	5,867,708,152	0	33,146,568,666
December	29,939,605,144	14,711,313,240	6,730,801,518	0	51,381,719,901
<b>TOTAL 2004</b>	<b>223,103,014,027</b>	<b>113,584,361,644</b>	<b>59,964,555,747</b>	<b>0</b>	<b>396,651,931,393</b>



## D) MARKET CAPITALISATION

### MARKET CAPITALISATION - OFFICIAL MARKET (in SIT)

	31 Dec 2002	31 Dec 2003	30 Nov 2004	31 Dec 2004	Index 31 Dec 2004 / 30 Nov 2004	Index 31 Dec 2004 / 31 Dec 2003	Index 31 Dec 2004 / 31 Dec 2002	Share
<b>SHARES</b>	<b>1,010,570,041,658</b>	<b>978,082,384,866</b>	<b>1,220,258,315,481</b>	<b>1,232,947,810,739</b>	<b>101</b>	<b>126</b>	<b>122</b>	<b>58.03%</b>
Banks	33,896,698,650	2,446,156,000	2,520,000,000	2,560,000,000	102	105	7	0.21%
Companies	976,673,343,008	975,636,228,866	1,217,738,315,481	1,230,387,810,739	101	126	125	99.79%
<b>BONDS</b>	<b>542,643,632,999</b>	<b>718,041,247,391</b>	<b>867,039,137,168</b>	<b>891,837,016,901</b>	<b>103</b>	<b>124</b>	<b>160</b>	<b>41.97%</b>
State	487,019,103,209	597,558,851,786	734,408,612,302	757,866,753,249	103	127	151	84.98%
Banks	47,711,720,325	102,457,923,187	115,055,561,880	116,709,266,668	101	114	241	13.09%
Companies	7,912,809,466	18,024,472,417	17,574,962,985	17,260,996,984	98	96	222	1.94%
<b>TOTAL</b>	<b>1,553,213,674,657</b>	<b>1,696,123,632,257</b>	<b>2,087,297,452,649</b>	<b>2,124,784,827,640</b>	<b>102</b>	<b>125</b>	<b>134</b>	<b>100.00%</b>

### MARKET CAPITALISATION - FREE MARKET (in SIT)

	31 Dec 2002	31 Dec 2003	30 Nov 2004	31 Dec 2004	Index 31 Dec 2004 / 30 Nov 2004	Index 31 Dec 2004 / 31 Dec 2003	Index 31 Dec 2004 / 31 Dec 2002	Share
<b>SHARES</b>	<b>222,537,194,239</b>	<b>361,600,575,085</b>	<b>469,265,313,449</b>	<b>472,880,948,071</b>	<b>101</b>	<b>131</b>	<b>212</b>	<b>51.12%</b>
Banks	1,517,700,000	-	-	-	-	-	-	-
Companies	221,019,494,239	361,600,575,085	469,265,313,449	472,880,948,071	101	131	214	100.00%
<b>BONDS</b>	<b>148,095,012,559</b>	<b>157,270,201,206</b>	<b>187,648,485,358</b>	<b>214,735,283,245</b>	<b>114</b>	<b>137</b>	<b>145</b>	<b>23.21%</b>
State	123,062,417,619	132,561,415,045	137,265,794,611	150,803,342,977	110	114	123	70.23%
Banks	19,058,543,599	20,521,003,185	37,204,371,962	50,774,141,280	136	247	266	23.64%
Companies	5,974,051,341	4,187,782,977	5,985,539,785	5,965,514,987	100	142	100	2.78%
Insurance companies	-	-	7,192,779,000	7,192,284,000	100	-	-	3.35%
PENSION COUPONS	6,549,976,331	-	-	-	-	-	-	-
<b>CLOSED-END FUNDS</b>	<b>94,139,829,652</b>	<b>151,799,714,300</b>	<b>239,271,872,723</b>	<b>237,376,322,682</b>	<b>99</b>	<b>156</b>	<b>252</b>	<b>25.66%</b>
<b>AUTH. CLOSED-END FUNDS</b>	<b>149,671,335,336</b>	<b>75,196,858,639</b>	<b>-</b>	<b>-</b>	<b>-</b>	<b>-</b>	<b>-</b>	<b>-</b>
<b>TOTAL *</b>	<b>620,993,348,117</b>	<b>745,867,349,231</b>	<b>896,185,671,530</b>	<b>924,992,553,998</b>	<b>103</b>	<b>124</b>	<b>149</b>	<b>100.00%</b>

<b>TOTAL SHARES</b>	<b>1,233,107,235,897</b>	<b>1,339,682,959,951</b>	<b>1,689,523,628,930</b>	<b>1,705,828,758,811</b>	<b>101</b>	<b>127</b>	<b>138</b>	<b>56.63%</b>
---------------------	--------------------------	--------------------------	--------------------------	--------------------------	------------	------------	------------	---------------

<b>TOTAL BONDS</b>	<b>690,738,645,559</b>	<b>875,311,448,597</b>	<b>1,054,687,622,526</b>	<b>1,106,572,300,145</b>	<b>105</b>	<b>126</b>	<b>160</b>	<b>35.35%</b>
--------------------	------------------------	------------------------	--------------------------	--------------------------	------------	------------	------------	---------------

<b>INVESTMENT FUNDS</b>	<b>243,811,164,988</b>	<b>226,996,572,939</b>	<b>239,271,872,723</b>	<b>237,376,322,682</b>	<b>99</b>	<b>105</b>	<b>97</b>	<b>8.02%</b>
-------------------------	------------------------	------------------------	------------------------	------------------------	-----------	------------	-----------	--------------

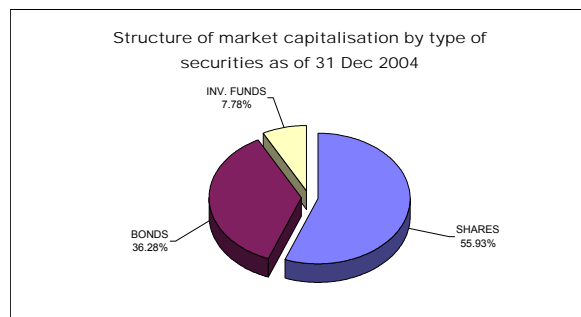
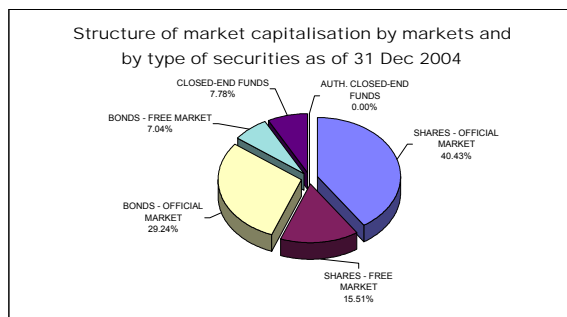
<b>TOTAL CAPITALISATION ON LJSE *</b>	<b>2,174,207,022,774</b>	<b>2,441,990,981,488</b>	<b>2,983,483,124,179</b>	<b>3,049,777,381,638</b>	<b>102</b>	<b>125</b>	<b>140</b>	<b>100.00%</b>
---------------------------------------	--------------------------	--------------------------	--------------------------	--------------------------	------------	------------	------------	----------------

\* Investment funds are included in market capitalisation

On 31 Dec 2004, the total market capitalisation of all shares traded, without investment funds, on the Ljubljana Stock Exchange (SIT 1,705.8 billion) corresponded to 30.1% of GDP in 2003 - SIT 5,671 billion (at current prices; as reported by the Statistical Office of the Republic of Slovenia).

#### EXCHANGE RATES:

USD=222.0491 SIT as of 30 Dec 2002	USD=189.3674 SIT as of 31 Dec 2003	USD=180.8958 SIT as of 30 Nov 2004	USD=176.2427 SIT as of 31 Dec 2004
EUR=230.2205 SIT as of 30 Dec 2002	EUR=236.6903 SIT as of 31 Dec 2003	EUR=239.7593 SIT as of 30 Nov 2004	EUR=239.7430 SIT as of 31 Dec 2004



D1) MARKET CAPITALISATION OF SHARES - OFFICIAL MARKET

Issue	Number of shares traded	Number of issued shares	Share of traded shares	Price as of 31 Dec 2004	Market capitalisation as of 31 Dec 2004 (in SIT)	Market capitalisation as of 31 Dec 2004 (in EUR)	Market capitalisation as of 31 Dec 2004 (in USD)
<b>Common shares</b>	-	-	-	-	<b>1,230,387,810,739</b>	<b>5,132,111,514</b>	<b>6,981,212,900</b>
1 KRKA	3,542,612	3,542,612	100.00%	84,482 SIT	299,288,541,159	1,248,372,387	1,698,161,349
2 PETROL	2,086,301	2,086,301	100.00%	65,943 SIT	137,577,697,911	573,854,911	780,615,015
3 MERCATOR	3,208,504	3,208,504	100.00%	40,045 SIT	128,485,056,041	535,928,290	729,023,421
4 SAVA	2,006,987	2,006,987	100.00%	43,966 SIT	88,239,110,163	368,057,087	500,668,170
5 GORENJE	12,200,000	12,200,000	100.00%	6,474 SIT	78,981,702,000	329,443,204	448,141,693
6 PIVOVARNA LAŠKO	8,747,652	8,747,652	100.00%	7,183 SIT	62,834,909,175	262,092,779	356,524,890
7 INTEREUROPA	7,902,413	7,902,413	100.00%	7,442 SIT	58,810,231,691	245,305,313	333,688,894
8 LUKA KOPER	7,140,000	7,140,000	100.00%	8,047 SIT	57,457,936,200	239,664,708	326,015,978
9 ISTRABENZ	5,180,000	5,180,000	100.00%	9,924 SIT	51,406,734,400	214,424,339	291,681,496
10 MERKUR	1,214,585	1,214,585	100.00%	37,410 SIT	45,437,260,475	189,524,868	257,810,738
11 PIVOVARNA UNION	451,114	451,114	100.00%	71,499 SIT	32,254,199,886	134,536,566	183,010,133
12 DROGA PORTOROŽ	282,768	282,768	100.00%	88,617 SIT	25,057,921,783	104,519,931	142,178,495
13 TERME ČATEŽ	597,916	597,916	100.00%	38,897 SIT	23,257,347,923	97,009,497	131,962,050
14 AERODROM	1,936,229	1,936,229	100.00%	11,969 SIT	23,175,363,857	96,667,531	131,496,873
15 KOLINSKA	3,166,992	3,169,525	99.92%	6,442 SIT	20,403,250,950	85,104,679	115,767,921
16 DELO	667,464	667,464	100.00%	29,021 SIT	19,370,392,648	80,796,489	109,907,489
17 SALUS	134,980	134,980	100.00%	133,265 SIT	17,988,154,243	75,030,988	102,064,677
18 ETOL	254,619	254,619	100.00%	60,500 SIT	15,404,449,500	64,254,012	87,404,752
19 ŽITO	353,715	353,715	100.00%	37,138 SIT	13,136,416,230	54,793,743	74,535,945
20 RADENSKA	5,061,856	5,061,856	100.00%	2,000 SIT	10,123,712,000	42,227,352	57,441,880
21 MLINOTEST	2,389,177	2,389,177	100.00%	1,999 SIT	4,775,964,823	19,921,186	27,098,795
22 COMET	1,700,688	1,700,688	100.00%	2,698 SIT	4,587,894,997	19,136,721	26,031,688
23 KOMPAS MTS	2,973,005	2,973,005	100.00%	1,350 SIT	4,013,556,750	16,741,080	22,772,896
24 DELO PRODAJA	593,549	593,549	100.00%	6,500 SIT	3,858,068,500	16,092,518	21,890,657
25 EMONA OBALA KOPER	1,741,456	1,741,456	100.00%	1,056 SIT	1,839,813,435	7,674,107	10,439,090
26 TEHNOUNION	84,005	84,005	100.00%	15,500 SIT	1,302,077,500	5,431,139	7,387,980
27 GEODETSKI ZAVOD SLOVENIJE	379,820	379,820	100.00%	2,050 SIT	778,631,000	3,247,774	4,417,948
28 NIKA	186,695	186,695	100.00%	2,900 SIT	541,415,500	2,258,316	3,071,988
<b>Preferred shares</b>	-	-	-	-	<b>2,560,000,000</b>	<b>10,678,101</b>	<b>14,525,424</b>
1 PROBANKA	400,000	400,000	100.00%	6,400 SIT	2,560,000,000	10,678,101	14,525,424
<b>TOTAL SHARES</b>	-	-	-	-	<b>1,232,947,810,739</b>	<b>5,142,789,615</b>	<b>6,995,738,324</b>

EXCHANGE RATES	1 USD=	176.2427	SIT as of 31 Dec 2004
	1 EUR=	239.743	SIT as of 31 Dec 2004



MARKET CAPITALISATION OF SHARES - FREE MARKET

Issue	Number of shares traded	Number of issued shares	Share of traded shares	Price as of 31 Dec 2004	Market capitalisation as of 31 Dec 2004 (in SIT)	Market capitalisation as of 31 Dec 2004 (in EUR)	Market capitalisation as of 31 Dec 2004 (in USD)
<b>Common shares</b>	-	-	-	-	<b>471,194,012,675</b>	<b>1,965,413,016</b>	<b>2,673,551,941</b>
1 HELIOS, DOMŽALE	219,861	219,861	100.00%	232,488 SIT	51,114,938,635	213,207,220	290,025,849
2 NFD HOLDING	30,184,540	30,184,540	100.00%	879 SIT	26,547,001,085	110,731,079	150,627,522
3 ZVON ENA HOLDING	11,520,720	11,520,720	100.00%	2,160 SIT	24,879,455,669	103,775,525	141,165,879
4 AKTIVA INVEST	815,773	815,773	100.00%	30,000 SIT	24,473,190,000	102,080,937	138,860,730
5 CINKARNA CELJE	812,477	814,626	99.74%	26,979 SIT	21,919,922,605	91,430,918	124,373,507
6 JUTEKS	641,432	641,432	100.00%	33,195 SIT	21,292,591,813	88,814,238	120,814,035
7 LESNINA	76,495	76,495	100.00%	274,936 SIT	21,031,262,213	87,724,197	119,331,253
8 KD GROUP	186,436	186,436	100.00%	98,125 SIT	18,294,032,500	76,306,847	103,800,228
9 BELINKA	2,702,532	2,702,532	100.00%	5,978 SIT	16,156,438,954	67,390,660	91,671,536
10 INFOND HOLDING	16,833,414	16,833,414	100.00%	935 SIT	15,733,855,398	65,628,007	89,273,799
11 ISKRA AVTOELEKTRIKA	1,608,313	1,608,313	100.00%	9,399 SIT	15,116,212,224	63,051,736	85,769,296
12 KD HOLDING	1,373,534	1,373,534	100.00%	10,976 SIT	15,076,417,392	62,885,746	85,543,500
13 AKTIVA NALOŽBE	13,591,508	13,591,508	100.00%	1,000 SIT	13,591,508,000	56,691,991	77,118,133
14 CETIS	200,000	220,642	90.64%	44,133 SIT	8,826,530,000	36,816,633	50,081,677
15 DZS	1,429,368	1,686,384	84.76%	5,499 SIT	7,859,894,520	32,784,667	44,596,993
16 VIPA HOLDING	7,347,565	7,347,565	100.00%	996 SIT	7,317,513,459	30,522,324	41,519,527
17 TRIGLAV, FINANČNA DRUŽBA	6,356,989	6,356,989	100.00%	1,150 SIT	7,310,537,350	30,493,225	41,479,944
18 ZVON DVA HOLDING	14,120,934	14,120,934	100.00%	497 SIT	7,012,879,452	29,251,655	39,791,035
19 ARKADA HOLDING	6,640,325	6,640,325	100.00%	992 SIT	6,587,534,416	27,477,484	37,377,630
20 MAKSIMA HOLDING	6,399,850	6,399,850	100.00%	1,006 SIT	6,438,505,094	26,855,863	36,532,038
21 TRIGLAV NALOŽBE	13,182,366	13,182,366	100.00%	380 SIT	5,009,299,080	20,894,454	28,422,732
22 ETRA 33	45,423	45,423	100.00%	107,000 SIT	4,860,257,820	20,272,783	27,577,073
23 GRAND HOTEL UNION	1,814,613	1,814,613	100.00%	2,449 SIT	4,444,114,260	18,536,993	25,215,877
24 KS2 NALOŽBE	10,911,340	10,911,340	100.00%	400 SIT	4,365,627,134	18,209,613	24,770,542
25 MEDALJON	1,734,000	1,734,000	100.00%	2,485 SIT	4,308,799,260	17,972,576	24,448,101
26 TOVARNA SLADKORJA ORMOŽ	497,163	497,163	100.00%	8,498 SIT	4,224,891,174	17,622,584	23,972,007
27 ZLATA MONETA II	8,232,861	8,232,861	100.00%	488 SIT	4,018,706,440	16,762,560	22,802,116
28 TOSAMA	295,670	295,670	100.00%	13,214 SIT	3,907,069,124	16,296,906	22,168,686
29 SATURNUS EMBALAŽA	84,064	85,929	97.83%	46,177 SIT	3,881,787,180	16,191,452	22,025,237
30 GORENJSKI TISK	1,070,328	1,070,328	100.00%	3,600 SIT	3,853,180,800	16,072,131	21,862,924
31 FRUCTAL	2,504,151	2,505,613	99.94%	1,500 SIT	3,756,226,500	15,667,721	21,312,806
32 SWATY	288,940	288,940	100.00%	13,000 SIT	3,756,220,000	15,667,694	21,312,769
33 HOTELI PALACE	2,346,102	2,346,102	100.00%	1,500 SIT	3,519,153,000	14,678,856	19,967,653
34 MIP	1,478,742	1,478,742	100.00%	2,350 SIT	3,474,703,589	14,493,452	19,715,447
35 MAKSIMA INVEST	7,451,949	7,451,949	100.00%	460 SIT	3,427,598,462	14,296,970	19,448,173
36 MITOL SEŽANA	770,509	770,509	100.00%	4,400 SIT	3,390,239,600	14,141,141	19,236,199
37 JATA EMONA	3,197,534	3,197,534	100.00%	1,030 SIT	3,293,460,020	13,737,461	18,687,072
38 SLOVENIJALES	273,604	273,604	100.00%	11,202 SIT	3,065,005,033	12,784,544	17,390,820
39 MARINA PORTOROŽ	313,932	313,932	100.00%	9,500 SIT	2,982,354,000	12,439,796	16,921,858
40 LIV POSTOJNA	161,600	161,600	100.00%	17,000 SIT	2,747,200,000	11,458,937	15,587,596
41 KOMPAS HOTELI	162,700	162,700	100.00%	15,700 SIT	2,554,390,000	10,654,701	14,493,593
42 INTERTRADE ITS	1,260,000	1,260,000	100.00%	2,000 SIT	2,520,000,000	10,511,256	14,298,465
43 INFOND HOLDING 1	3,777,004	3,777,004	100.00%	579 SIT	2,187,036,396	9,122,420	12,409,231
44 PLAMA - PUR	686,798	686,798	100.00%	3,050 SIT	2,094,733,900	8,737,414	11,885,507
45 LIP BLEJ	1,942,454	1,942,454	100.00%	1,008 SIT	1,958,654,066	8,169,807	11,113,391
46 COLOR	950,391	950,391	100.00%	2,020 SIT	1,919,789,820	8,007,699	10,892,876
47 NAMA	953,752	953,752	100.00%	1,939 SIT	1,849,182,065	7,713,185	10,492,248
48 POM-INVEST	2,241,983	2,241,983	100.00%	823 SIT	1,845,376,207	7,697,310	10,470,653
49 MELAMIN	349,913	349,913	100.00%	5,199 SIT	1,819,197,687	7,588,116	10,322,117
50 MODRA LINIJA HOLDING	1,882,991	1,882,991	100.00%	919 SIT	1,731,203,095	7,221,079	9,822,836
51 VIZIJA HOLDING	2,277,503	2,277,503	100.00%	700 SIT	1,594,252,100	6,649,838	9,045,777
52 HRAM HOLDING	4,346,667	4,346,667	100.00%	360 SIT	1,564,800,120	6,526,990	8,878,666
53 KEMA PUCONCI	217,346	217,346	100.00%	6,810 SIT	1,480,126,260	6,173,804	8,398,227
54 MEDVEŠEK PUŠNIK	80,000	80,000	100.00%	18,002 SIT	1,440,120,000	6,006,932	8,171,232
55 GOZDNO GOSPODARSTVO BLEJ	611,900	611,900	100.00%	2,304 SIT	1,409,597,316	5,879,618	7,998,047
56 AKTIVA AVANT	2,951,872	2,951,872	100.00%	450 SIT	1,328,342,400	5,540,693	7,537,007
57 VIZIJA HOLDING ENA	2,129,725	2,129,725	100.00%	600 SIT	1,277,835,000	5,330,020	7,250,428

Issue	Number of shares traded	Number of issued shares	Share of traded shares	Price as of 31 Dec 2004	Market capitalisation as of 31 Dec 2004 (in SIT)	Market capitalisation as of 31 Dec 2004 (in EUR)	Market capitalisation as of 31 Dec 2004 (in USD)
58 MERCATA	2,891,874	2,891,874	100.00%	432 SIT	1,249,578,755	5,212,160	7,090,102
59 CERTIUS INVEST	3,091,062	3,091,062	100.00%	400 SIT	1,236,424,800	5,157,293	7,015,467
60 M1	2,681,638	2,681,638	100.00%	460 SIT	1,233,553,480	5,145,316	6,999,175
61 TERME DOBRNA	682,010	692,542	98.48%	1,750 SIT	1,193,517,500	4,978,321	6,772,011
62 NIKO	35,875	35,875	100.00%	32,000 SIT	1,147,987,444	4,788,409	6,513,674
63 GORIŠKE OPEKARNE	523,634	523,634	100.00%	2,000 SIT	1,047,268,000	4,368,294	5,942,192
64 POM-NALOŽBE	2,296,500	2,296,500	100.00%	385 SIT	884,152,500	3,687,918	5,016,676
65 GEA TOVARNA OLJA	660,348	846,600	78.00%	1,201 SIT	793,262,845	3,308,805	4,500,969
66 TRDNJAVA HOLDING	2,593,123	2,593,123	100.00%	305 SIT	791,161,827	3,300,041	4,489,047
67 JAVOR PIVKA	1,194,700	1,194,700	100.00%	653 SIT	779,900,160	3,253,067	4,425,149
68 VELANA	1,409,645	1,409,645	100.00%	540 SIT	761,222,396	3,175,160	4,319,171
69 IMP KLIMAT	353,900	353,900	100.00%	2,150 SIT	760,885,000	3,173,753	4,317,257
70 FOND INVEST	595,241	595,241	100.00%	1,270 SIT	756,134,642	3,153,938	4,290,303
71 JADRAN	165,302	165,302	100.00%	4,545 SIT	751,297,590	3,133,762	4,262,858
72 FINIRA	2,179,206	2,179,206	100.00%	335 SIT	730,578,812	3,047,342	4,145,300
73 INTERTRADE ITA	69,531	69,531	100.00%	9,702 SIT	674,589,762	2,813,804	3,827,618
74 KOŠAKI TMI	43,236	43,236	100.00%	15,000 SIT	648,540,000	2,705,147	3,679,812
75 ALPETOUR POTOVALNA AGENCIJA	263,042	263,042	100.00%	2,350 SIT	618,175,004	2,578,490	3,507,521
76 INTARA	101,000	101,000	100.00%	6,000 SIT	606,000,000	2,527,707	3,438,440
77 IMP ČRPALKE LJUBLJANA	333,034	333,034	100.00%	1,800 SIT	599,461,200	2,500,433	3,401,339
78 KRONA HOLDING	1,287,121	1,287,121	100.00%	450 SIT	579,204,450	2,415,939	3,286,403
79 TEKSTINA	1,503,057	1,503,057	100.00%	378 SIT	568,771,799	2,372,423	3,227,208
80 OLJARICA, KRANJ	70,404	70,404	100.00%	8,000 SIT	563,232,000	2,349,316	3,195,775
81 LESNINA EMMI	684,037	714,827	95.69%	775 SIT	530,128,675	2,211,237	3,007,947
82 UNIT-AS LJUBLJANA	173,377	173,377	100.00%	3,000 SIT	520,131,000	2,169,536	2,951,220
83 DANA	356,128	404,231	88.10%	1,450 SIT	516,385,600	2,153,913	2,929,969
84 HIDROTEHNIK	384,472	384,472	100.00%	1,250 SIT	480,590,000	2,004,605	2,726,865
85 ŽITO INTES	2,518,194	2,518,194	100.00%	186 SIT	468,384,084	1,953,692	2,657,608
86 GRADIS, GP LJUBLJANA	304,750	304,750	100.00%	1,530 SIT	466,267,500	1,944,864	2,645,599
87 INTEGRAL JESENICE	256,556	256,556	100.00%	1,800 SIT	461,800,800	1,926,233	2,620,255
88 ELMO	708,000	708,000	100.00%	650 SIT	460,200,000	1,919,556	2,611,172
89 ŽELEZARNA RAVNE - MONTER DRAVOGRAD	336,225	336,225	100.00%	1,226 SIT	412,211,850	1,719,391	2,338,888
90 KLASJE CELJE	820,343	820,343	100.00%	498 SIT	408,530,814	1,704,036	2,318,001
91 INLES	609,005	609,005	100.00%	650 SIT	395,914,151	1,651,411	2,246,414
92 AGROKOMBINAT MARIBOR	453,956	499,291	90.92%	872 SIT	395,849,632	1,651,142	2,246,048
93 NK2 NALOŽBE	1,255,432	1,255,432	100.00%	310 SIT	389,435,006	1,624,385	2,209,652
94 UNITAS, LJUBLJANA	173,377	173,377	100.00%	2,120 SIT	367,559,240	1,533,139	2,085,529
95 GEA COLLEGE	247,930	247,930	100.00%	1,215 SIT	301,234,950	1,256,491	1,709,205
96 TRDNJAVA I HOLDING	891,750	891,750	100.00%	321 SIT	286,251,750	1,193,994	1,624,191
97 SVILANIT KAMNIK	408,487	410,407	99.53%	605 SIT	247,134,635	1,030,831	1,402,240
98 RTC KRVAVEC	1,155,734	1,155,734	100.00%	210 SIT	242,704,140	1,012,351	1,377,102
99 CREINA	48,594	48,594	100.00%	4,610 SIT	224,018,340	934,410	1,271,079
100 L EGOLES	206,901	206,901	100.00%	1,000 SIT	206,901,000	863,012	1,173,955
101 MK TISKARNA	103,954	103,954	100.00%	1,910 SIT	198,562,535	828,231	1,126,643
102 LIZ INŽENIRING	123,846	123,846	100.00%	1,494 SIT	185,006,109	771,685	1,049,724
103 CAPITA	315,963	315,963	100.00%	551 SIT	173,937,632	725,517	986,921
104 ZDRAVILIŠČE ROGAŠKA	898,110	961,898	93.37%	173 SIT	155,786,161	649,805	883,930
105 METALKA TRGOVINA	1,152,048	1,152,048	100.00%	100 SIT	115,320,005	481,015	654,325
106 SIJAJ HRASTNIK	26,880	26,880	100.00%	2,000 SIT	53,760,000	224,240	305,034
107 JELEN GOSTINSKO PODJETJE	50,849	67,798	75.00%	800 SIT	40,679,200	169,678	230,814
108 EGOLES	51,399	51,399	100.00%	555 SIT	28,526,445	118,988	161,859
109 AVTOPREVOZNIŠTVO IN SERVISI	308,696	308,696	100.00%	82 SIT	25,313,072	105,584	143,626
110 SVILA	1,263,478	1,263,478	100.00%	14 SIT	17,688,692	73,782	100,366
111 UPIMO GROUP	215,000	215,000	100.00%	10 SIT	2,150,000	8,968	12,199
<b>Preferred shares</b>	-	-	-	-	<b>1,686,935,397</b>	<b>7,036,432</b>	<b>9,571,661</b>
1 KD HOLDING	266,413	266,413	100.00%	6,301 SIT	1,678,580,397	7,001,583	9,524,255
2 ZDRAVILIŠČE ROGAŠKA	27,850	30,000	92.83%	300 SIT	8,355,000	34,850	47,406
<b>TOTAL SHARES</b>					<b>472,880,948,071</b>	<b>1,972,449,448</b>	<b>2,683,123,602</b>

EXCHANGE RATES	1 USD=	176.2427 SIT as of 31 Dec 2004
	1 EUR=	239.7430 SIT as of 31 Dec 2004

D2) MARKET CAPITALISATION OF BONDS - OFFICIAL MARKET

Issue	Number of issued bonds	Price as of 31 Dec 2004	Principal amt. as of 31 Dec 2004	Currency of denomination	Market capitalisation as of 31 Dec 2004 (in SIT)	Market capitalisation as of 31 Dec 2004 (in EUR)	Market capitalisation as of 31 Dec 2004 (in USD)
1 REPUBLIKA SLOVENIJA 57 <sup>th</sup> issue	9,000,000	108.00	10,000.00	SIT	97,200,000,000	405,434,152	551,512,204
2 REPUBLIKA SLOVENIJA 56 <sup>th</sup> issue	5,000,000	104.85	10,000.00	SIT	52,425,000,000	218,671,661	297,459,129
3 REPUBLIKA SLOVENIJA 51 <sup>st</sup> issue	4,447,050	105.45	10,000.00	SIT	46,894,142,250	195,601,716	266,077,076
4 REPUBLIKA SLOVENIJA 33 <sup>rd</sup> issue	248,716	142.00	511.29	EUR	43,291,729,964	180,575,575	245,637,011
5 REPUBLIKA SLOVENIJA 52 <sup>nd</sup> issue	4,000,000	107.00	10,000.00	SIT	42,800,000,000	178,524,503	242,846,938
6 REPUBLIKA SLOVENIJA 55 <sup>th</sup> issue	4,000,000	103.69	10,000.00	SIT	41,476,000,000	173,001,923	235,334,570
7 REPUBLIKA SLOVENIJA 54 <sup>th</sup> issue	3,000,000	109.00	10,000.00	SIT	32,700,000,000	136,396,057	185,539,600
8 REPUBLIKA SLOVENIJA 38 <sup>th</sup> issue	1,000,000	117.00	100.00	EUR	28,049,907,600	116,999,902	159,155,004
9 REPUBLIKA SLOVENIJA 10 <sup>th</sup> issue	5,218,961	103.00	5,018.25	SIT	27,563,257,481	114,970,020	156,393,754
10 REPUBLIKA SLOVENIJA 53 <sup>rd</sup> issue	1,000,000	111.88	100.00	EUR	26,822,424,464	111,879,907	152,190,272
11 REPUBLIKA SLOVENIJA 39 <sup>th</sup> issue	30,000,000	102.63	800.00	SIT	24,631,200,000	102,740,017	139,757,278
12 REPUBLIKA SLOVENIJA 27 <sup>th</sup> issue	1,700,000	107.50	10,000.00	SIT	18,275,000,000	76,227,460	103,692,238
13 REPUBLIKA SLOVENIJA 21 <sup>st</sup> issue	2,000,000	100.00	9,000.00	SIT	18,000,000,000	75,080,399	102,131,890
14 REPUBLIKA SLOVENIJA 37 <sup>th</sup> issue	1,700,000	105.20	10,000.00	SIT	17,884,000,000	74,596,547	101,473,706
15 REPUBLIKA SLOVENIJA 34 <sup>th</sup> issue	1,691,000	104.50	10,000.00	SIT	17,670,950,000	73,707,887	100,264,862
16 REPUBLIKA SLOVENIJA 43 <sup>rd</sup> issue	1,560,000	102.50	10,000.00	SIT	15,990,000,000	66,696,421	90,727,162
17 REPUBLIKA SLOVENIJA 40 <sup>th</sup> issue	1,500,000	103.74	10,000.00	SIT	15,561,000,000	64,907,005	88,293,019
18 REPUBLIKA SLOVENIJA 50 <sup>th</sup> issue	612,818	103.15	100.00	EUR	15,154,664,236	63,212,124	85,987,472
19 REPUBLIKA SLOVENIJA 35 <sup>th</sup> issue	1,400,000	104.90	10,000.00	SIT	14,686,000,000	61,257,263	83,328,274
20 REPUBLIKA SLOVENIJA 29 <sup>th</sup> issue	550,000	110.88	100.00	EUR	14,620,474,915	60,983,949	82,956,485
21 NLB 13 <sup>th</sup> issue	117,335	118.50	100,000.00	SIT	13,904,197,500	57,996,261	78,892,331
22 REPUBLIKA SLOVENIJA 18 <sup>th</sup> issue	500,000	108.10	100.00	EUR	12,958,098,340	54,049,955	73,524,171
23 REPUBLIKA SLOVENIJA 26 <sup>th</sup> issue	500,000	108.00	100.00	EUR	12,946,111,200	53,999,955	73,456,156
24 REPUBLIKA SLOVENIJA 41 <sup>st</sup> issue	1,200,000	104.00	10,000.00	SIT	12,480,000,000	52,055,743	70,811,444
25 REPUBLIKA SLOVENIJA 42 <sup>nd</sup> issue	1,200,000	104.00	10,000.00	SIT	12,480,000,000	52,055,743	70,811,444
26 REPUBLIKA SLOVENIJA 45 <sup>th</sup> issue	1,211,249	100.00	10,000.00	SIT	12,112,490,000	50,522,810	68,726,194
27 REPUBLIKA SLOVENIJA 36 <sup>th</sup> issue	1,200,000	100.80	10,000.00	SIT	12,096,000,000	50,454,028	68,632,630
28 NLB 10 <sup>th</sup> issue	108,243	105.00	100,000.00	SIT	11,365,515,000	47,407,078	64,487,862
29 NLB 9 <sup>th</sup> issue	108,474	103.00	100,000.00	SIT	11,172,822,000	46,603,329	63,394,524
30 REPUBLIKA SLOVENIJA 28 <sup>th</sup> issue	1,050,000	102.50	10,000.00	SIT	10,762,500,000	44,891,822	61,066,359
31 REPUBLIKA SLOVENIJA 23 <sup>rd</sup> issue	400,000	110.40	100.00	EUR	10,587,042,048	44,159,963	60,070,812
32 BTC HIPOTEKARNE	400,000	106.00	100.00	EUR	10,165,094,720	42,399,965	57,676,685
33 REPUBLIKA SLOVENIJA 17 <sup>th</sup> issue	900,000	103.75	10,000.00	SIT	9,337,500,000	38,947,957	52,980,918
34 REPUBLIKA SLOVENIJA 25 <sup>th</sup> issue	800,000	105.00	10,000.00	SIT	8,400,000,000	35,037,519	47,661,549
35 REPUBLIKA SLOVENIJA 22 <sup>nd</sup> issue	800,000	104.50	10,000.00	SIT	8,360,000,000	34,870,674	47,434,589
36 NLB 12 <sup>th</sup> issue	80,000	102.10	100,000.00	SIT	8,168,000,000	34,069,816	46,345,182
37 REPUBLIKA SLOVENIJA 49 <sup>th</sup> issue	78,392	104.00	380.00	EUR	7,427,356,227	30,980,493	42,142,774
38 NLB 11 <sup>th</sup> issue	26,326	103.20	1,000.00	EUR	6,513,435,959	27,168,409	36,957,196
39 NOVA KBM 5 <sup>th</sup> issue	60,000	105.20	100,000.00	SIT	6,312,000,000	26,328,193	35,814,249
40 REPUBLIKA SLOVENIJA 32 <sup>nd</sup> issue	238,655	108.38	100.00	EUR	6,201,050,348	25,865,407	35,184,722
41 NLB 2 <sup>nd</sup> issue, A series	40,000	101.00	100,000.00	SIT	5,999,904,600	23,357,948	31,773,824
42 NOVA KBM 6 <sup>th</sup> issue	50,000	101.80	100,000.00	SIT	5,090,000,000	21,231,068	28,880,629
43 ABANKA VIPA 7 <sup>th</sup> issue	173,000	102.00	100.00	EUR	4,230,501,449	17,645,985	24,003,839
44 SKB OBVEZNICE 4 <sup>th</sup> issue, A series	38,182	103.30	100,000.00	SIT	3,944,200,600	16,451,786	22,379,370
45 NFD INVESTICIJSKO SVETOVANJE	16,000	105.75	135,740.00	SIT	3,392,552,899	14,150,790	19,249,324
46 ABANKA 6 <sup>th</sup> issue	135,000	102.00	100.00	EUR	3,301,258,356	13,769,989	18,731,320
47 REPUBLIKA SLOVENIJA 44 <sup>th</sup> issue	296,493	110.55	10,000.00	SIT	3,277,730,115	13,671,849	18,597,821
48 REPUBLIKA SLOVENIJA 31 <sup>st</sup> issue	294,768	107.00	10,000.00	SIT	3,154,017,600	13,155,828	17,895,877
49 BANKA CELJE 8 <sup>th</sup> issue	125,000	100.00	100.00	EUR	2,996,785,000	12,499,990	17,003,740
50 NLB 3 <sup>rd</sup> issue	12,000	103.00	1,000.00	EUR	2,963,221,008	12,359,990	16,813,298
51 NOVA KBM 3 <sup>rd</sup> issue, A series	20,000	109.50	100,000.00	SIT	2,763,260,970	11,525,930	15,678,726
52 ABANKA 5 <sup>th</sup> issue	100,000	102.10	100.00	EUR	2,447,773,988	10,209,991	13,888,655
53 BANKA CELJE 5 <sup>th</sup> issue	100,000	101.80	100.00	EUR	2,440,581,704	10,179,992	13,847,846
54 BANKA CELJE 3 <sup>rd</sup> issue	100,000	100.50	100.00	EUR	2,409,415,140	10,049,992	13,671,007
55 BANKA CELJE 6 <sup>th</sup> issue, A series	100,000	100.40	100.00	EUR	2,407,017,712	10,039,992	13,657,404
56 BANKA CELJE 7 <sup>th</sup> issue	100,000		100.00	EUR	2,397,428,000	9,999,992	13,602,992
57 ABANKA 4 <sup>th</sup> issue	100,000	99.10	100.00	EUR	2,375,851,148	9,909,992	13,480,565
58 NOVA KBM 2 <sup>nd</sup> issue	18,000	102.50	500.00	EUR	2,211,627,330	9,224,992	12,548,760
59 NOVA KBM 3 <sup>rd</sup> issue, B series	18,000		500.00	EUR	2,157,685,200	8,999,992	12,242,693
60 DEŽELNA BANKA SLOVENIJE 3 <sup>rd</sup> issue	200,000	103.00	10,000.00	SIT	2,091,684,860	8,724,696	11,868,207
61 BTC 2 <sup>nd</sup> issue	340,000	108.50	21.92	EUR	1,938,629,327	8,086,281	10,999,771
62 HOTELI BERNARDIN	20,000	103.01	357.29	EUR	1,764,720,039	7,360,882	10,013,011
63 ABANKA 3 <sup>rd</sup> issue	70,000	100.00	100.00	EUR	1,678,199,600	6,999,994	9,522,094
64 STANOVANJSKI SKLAD RS 2 <sup>nd</sup> issue	20,000	106.10	74,339.48	SIT	1,614,650,861	6,734,924	9,161,519
65 REPUBLIKA SLOVENIJA 48 <sup>th</sup> issue	60,000	105.50	100.00	EUR	1,517,571,924	6,329,995	8,610,694
66 SKB OBVEZNICE 4 <sup>th</sup> issue, B series	11,818	97.30	500.00	EUR	1,378,390,920	5,749,452	7,820,982
67 NLB 2 <sup>nd</sup> issue, B series	10,000	101.00	500.00	EUR	1,210,701,140	5,049,996	6,869,511
68 BANKA CELJE 6 <sup>th</sup> issue, B series	10,000		100,000.00	SIT	1,000,000,000	4,171,133	5,673,994
69 BANKA CELJE 4 <sup>th</sup> issue	100,000	102.10	36.34	EUR	889,521,067	3,710,311	5,047,137
70 STANOVANJSKI SKLAD RS 1 <sup>st</sup> issue	70,965	104.30	25.86	EUR	458,883,677	1,914,065	2,603,703
71 BANKA VIPA 7 <sup>th</sup> issue	10,000	100.01	150.00	EUR	359,650,161	1,500,149	2,040,653
72 BANKA VIPA 6 <sup>th</sup> issue	10,000	101.00	125.00	EUR	302,675,285	1,262,499	1,717,378
73 BANKA VIPA 5 <sup>th</sup> issue	10,000	102.00	100.00	EUR	244,537,656	1,019,999	1,387,505
74 BANKA VIPA 4 <sup>th</sup> issue	8,000	103.75	95.88	EUR	190,788,279	795,803	1,082,532
75 BANKA VIPA 3 <sup>rd</sup> issue	10,000	103.60	63.92	EUR	158,760,367	662,211	900,805
76 BANKA VIPA 2 <sup>nd</sup> issue	8,000	104.00	15.98	EUR	31,874,668	132,953	180,857
<b>TOTAL</b>					<b>891,837,016,901</b>	<b>3,719,971,039</b>	<b>5,060,277,770</b>

EXCHANGE RATES	1 USD=	176.2427	SIT as of 31 Dec 2004
	1 EUR=	239.7430	SIT as of 31 Dec 2004

## MARKET CAPITALISATION OF BONDS - FREE MARKET

Issue	Number of issued bonds	Price as of 31 Dec 2004	Principal amt. as of 31 Dec 2004	Currency of denomination	Market capitalisation as of 31 Dec 2004 (in SIT)	Market capitalisation as of 31 Dec 2004 (in EUR)	Market capitalisation as of 31 Dec 2004 (in USD)
1 SLOV. ODŠKODNINSKA DRUŽBA 2 <sup>nd</sup> issue	10,500,000	106.42	10,500,000.00	EUR	135,552,847,087	565,408,988	769,126,024
2 NLB 15 <sup>th</sup> issue	131,126	104.20	131,126.00	SIT	13,663,329,200	56,991,567	77,525,646
3 DARS 1 <sup>st</sup> issue	134,300		134,300.00	SIT	13,430,000,000	56,018,320	76,201,738
4 ZAVAROVALNICA TRIGLAV 1 <sup>st</sup> issue	30,000	100.00	30,000.00	EUR	7,192,284,000	29,999,975	40,808,975
5 NLB 7 <sup>th</sup> issue	62,500	107.00	62,500.00	SIT	6,687,500,000	27,894,454	37,944,834
6 NLB 14 <sup>th</sup> issue	17,000	100.00	17,000.00	EUR	4,075,627,600	16,999,986	23,125,086
7 NLB 8 <sup>th</sup> issue	14,276	103.50	14,276.00	EUR	3,542,358,100	14,775,648	20,099,318
8 PROBANKA 7 <sup>th</sup> issue	120,000	101.70	120,000.00	EUR	2,925,821,131	12,203,990	16,601,091
9 ABANKA VIPA 8 <sup>th</sup> issue	100,000	101.10	100,000.00	EUR	2,423,799,708	10,109,992	13,752,625
10 ABANKA VIPA 9 <sup>th</sup> issue	100,000		100,000.00	EUR	2,397,428,000	9,999,992	13,602,992
11 POTEZA NALOŽBE	100,000		100,000.00	EUR	2,397,428,000	9,999,992	13,602,992
12 POŠTNA BANKA SLOVENIJE 5 <sup>th</sup> issue	10,000	99.50	10,000.00	EUR	2,385,440,860	9,949,992	13,534,977
13 BANKA KOPER 4 <sup>th</sup> issue	20,000	107.60	20,000.00	SIT	2,152,000,000	8,976,279	12,210,435
14 PROBANKA 5 <sup>th</sup> issue	78,500	100.00	78,500.00	EUR	1,881,980,980	7,849,993	10,678,349
15 STANOVANJSKI SKLAD 3 <sup>rd</sup> issue	20,000	122.00	20,000.00	SIT	1,820,495,890	7,593,531	10,329,483
16 POŠTNA BANKA SLOVENIJE 3 <sup>rd</sup> issue	17,955	100.00	17,955.00	SIT	1,799,669,151	7,506,660	10,211,312
17 POŠTNA BANKA SLOVENIJE 2 <sup>nd</sup> issue	15,000	112.50	15,000.00	SIT	1,690,110,563	7,049,676	9,589,677
18 DEŽELNA BANKA SLOVENIJE 4 <sup>th</sup> issue	67,530		67,530.00	EUR	1,618,983,128	6,752,994	9,186,100
19 PROBANKA 6 <sup>th</sup> issue	65,000	101.00	65,000.00	EUR	1,573,911,482	6,564,995	8,930,364
20 AUTOCOMMERCE 1 <sup>st</sup> issue	22,300	106.20	22,300.00	EUR	1,299,122,050	5,418,811	7,371,211
21 BANKA ZASAVJE 3 <sup>rd</sup> issue	5,000	100.00	5,000.00	EUR	1,198,714,000	4,999,996	6,801,496
22 KD INVESTMENTS 1 <sup>st</sup> issue	80,000	107.00	80,000.00	EUR	1,049,289,026	4,376,724	5,953,660
23 SIP STROJNA INDUSTRIJA 1 <sup>st</sup> issue, A series	32,500		32,500.00	EUR	796,773,209	3,323,447	4,520,886
24 PROBANKA 4 <sup>th</sup> issue	50,000	100.00	50,000.00	EUR	757,467,377	3,159,497	4,297,865
25 SIP STROJNA INDUSTRIJA 1 <sup>st</sup> issue, B series	17,250		17,250.00	EUR	422,902,703	1,763,984	2,399,547
<b>TOTAL</b>					<b>214,735,283,245</b>	<b>895,689,481</b>	<b>1,218,406,681</b>

EXCHANGE RATES		
1 USD=	176.2427	SIT as of 31 Dec 2004
1 EUR=	239.7430	SIT as of 31 Dec 2004

### D3) MARKET CAPITALISATION OF INVESTMENT FUNDS

	<b>Closed-end funds</b>	<b>Number of shares traded</b>	<b>Price as of 31 Dec 2004</b>	<b>Market capitalisation as of 31 Dec 2004 (in SIT)</b>	<b>Market capitalisation as of 31 Dec 2004 (in EUR)</b>	<b>Market capitalisation as of 31 Dec 2004 (in USD)</b>
1	TRIGLAV STEBER I, DELNIŠKA ID	14,746,743	3,965 SIT	58,473,785,344	243,901,951	331,779,900
2	NFD 1 DELNIŠKI INVESTICIJSKI SKLAD	160,580,300	351 SIT	56,346,021,467	235,026,764	319,706,981
3	KD ID	92,046,145	228 SIT	20,980,998,291	87,514,540	119,046,056
4	INFOND ID	8,132,314	2,565 SIT	20,861,987,750	87,018,131	118,370,791
5	ZLATA MONETA I, ID	136,595,600	150 SIT	20,426,506,024	85,201,679	115,899,870
6	ID MAKSIMA	7,811,823	2,573 SIT	20,098,492,569	83,833,491	114,038,724
7	KRONA SENIOR	73,170,428	160 SIT	11,714,585,523	48,863,097	66,468,486
8	MODRA LINIJA	34,156,833	260 SIT	8,881,459,717	37,045,752	50,393,348
9	ZVON ENA ID	2,277,577	3,070 SIT	6,993,117,972	29,169,227	39,678,909
10	VIPA INVEST	3,079,247	2,189 SIT	6,739,332,362	28,110,653	38,238,931
11	INFOND ID 1	4,956,471	1,182 SIT	5,860,035,663	24,442,990	33,249,806
	<b>TOTAL</b>			<b>237,376,322,682</b>	<b>990,128,274</b>	<b>1,346,871,801</b>

<b>EXCHANGE RATES</b>	1 USD=	176.2427	SIT as of 31 Dec 2004
	1 EUR=	239.7430	SIT as of 31 Dec 2004

## E) OTHER

### E1) INDICATORS AS OF 31 DECEMBER 2004

ISSUE	Price as of 31 Dec 2004	Total net profit (loss) in 000 SIT in year 2003	Earning per share as of 31 Dec 2003	P / E <sup>(1)</sup>	Dividend for year 2003	Dividend yield	Book value as of 31 Dec 2003	Market book ratio	Turnover ratio <sup>(2)</sup>
Aerodrom <sup>(5)</sup>	11,969 SIT	1,827,042	481.24 SIT	24.87	220 SIT	1.84%	4,648.47 SIT	2.57	0.09
Comet	2,698 SIT	494,717	294.93 SIT	9.15	75	2.78%	3,482.35 SIT	0.77	0.21
Delo	29,021 SIT	933,708	1,400.45 SIT	20.72	900 SIT	3.10%	8,816.80 SIT	3.29	0.11
Delo Prodaja	6,500 SIT	319,628	550.18 SIT	11.81	300 SIT	4.62%	5,700.45 SIT	1.14	0.10
Droga	88,617 SIT	1,044,910	3,702.79 SIT	23.93	2,000 SIT	2.26%	57,591.91 SIT	1.54	0.42
Emona obala <sup>(3)</sup>	1,056 SIT	(3,533,289)	(2,196.31 SIT)	<sup>(4)</sup>	0	0.00%	4,442.05 SIT	0.24	0.06
Etol	60,500 SIT	725,068	3,188.46 SIT	18.97	1,220 SIT	2.02%	41,190.87 SIT	1.47	0.04
Gorenje	6,474 SIT	4,672,594	392.89 SIT	16.48	100 SIT	1.54%	4,852.63 SIT	1.33	0.16
Geodetski zavod Slovenije	2,050 SIT	48,613	128.42 SIT	15.96	70 SIT	3.41%	3,532.26 SIT	0.58	0.04
Intereuropa	7,442 SIT	2,941,018	372.17 SIT	20.00	240 SIT	3.22%	4,432.78 SIT	1.68	0.23
Istrabenz	9,924 SIT	2,911,231	562.19 SIT	17.65	110 SIT	1.11%	6,189.14 SIT	1.60	0.07
Kolinska	6,442 SIT	1,172,316	370.65 SIT	17.38	130 SIT	2.02%	5,284.69 SIT	1.22	0.18
Krka	84,482 SIT	10,522,385	3,113.99 SIT	27.13	1,200 SIT	1.42%	26,323.43 SIT	3.21	0.17
Luka Koper <sup>(5)</sup>	8,047 SIT	3,963,890	283.14 SIT	28.42	245 SIT	3.04%	4,114.98 SIT	1.96	0.14
Mlinotest	1,999 SIT	477,992	200.07 SIT	9.99	48 SIT	2.40%	2,312.35 SIT	0.86	0.24
Mercator	40,045 SIT	5,980,296	1,864.43 SIT	21.48	500 SIT	1.25%	26,113.33 SIT	1.53	0.20
Merkur	37,410 SIT	2,315,161	2,213.50 SIT	16.90	700 SIT	1.87%	30,392.10 SIT	1.23	0.19
Kompas MTS	1,350 SIT	581,790 SIT	195.69 SIT	6.90	110 SIT	8.15%	3,982.53 SIT	0.34	0.24
Nika	2,900 SIT	44,543	238.59 SIT	12.15	0	0.00%	3,184.95 SIT	0.91	0.01
Petrol	65,943 SIT	6,002,512	2,916.46 SIT	22.61	700 SIT	1.06%	34,837.31 SIT	1.89	0.13
Pivovarna Laško	7,183 SIT	2,045,336	234.26 SIT	30.66	105 SIT	1.46%	5,023.49 SIT	1.43	0.09
Pivovarna Union	71,499 SIT	1,092,810	2,422.46 SIT	29.51	0	0.00%	47,656.88 SIT	1.50	0.00
Radenska	2,000 SIT	608,038	121.82 SIT	16.42	70 SIT	3.50%	4,082.58 SIT	0.49	0.02
Salus	133,265 SIT	1,639,817	12,421.35 SIT	10.73	4,000 SIT	3.00%	60,910.19 SIT	2.19	0.11
Sava	43,966 SIT	1,614,263	939.81 SIT	46.78	560 SIT	1.27%	30,518.99 SIT	1.44	0.17
Terme Čatež	38,897 SIT	591,453	1,056.01 SIT	36.83	1,000 SIT	2.57%	28,474.27 SIT	1.37	0.07
Tehnounion	15,500 SIT	(672,591)	(8,943.67 SIT)	<sup>(4)</sup>	0	0.00%	46,456.69 SIT	0.33	0.13
Žito	37,138 SIT	(56,598)	(163.55 SIT)	<sup>(4)</sup>	920 SIT	2.48%	40,469.39 SIT	0.92	0.13
<b>MARKET AVERAGE <sup>(6)</sup></b>				<b>24.86</b>		<b>1.66%</b>		<b>1.65</b>	

Calculated on the basis of last audit consolidated financial statements. Average number of shares traded in year 2002 and 2003 has been used for the calculations.

(1) P / E = PRICE / EARNING PER SHARE

(2) Yearly turnover / average capitalisation on 31 Dec 2003, 31 May 2004 and 31 Dec 2004.

(3) Shares of daughter company are excluded.

(4) Not applicable.

(5) Calculation of P/E for Aerodrom and Luka Koper includes common and preferred shares.

(6) Average P/E = total market capitalisation of common shares listed on official market (31 Dec 2004) / total net profit of companies listed on official market, adjusted with share of listed securities.

Average div. yield = total dividends, payed by the companies listed on official market in year 2003, adjusted with share of listed securities / total market capitalisation of common shares on official market (31 Dec 2004).

Average price / book value = total market capitalisation of common shares listed on official market (31 Dec 2004) / total equity of companies listed on official market (31 Dec 2003), adjusted with share of listed securities.

## E2) OWNERSHIP AND NET INFLOW OF FOREIGN INVESTMENTS

CHANGES IN FOREIGN OWNERSHIP IN CURRENT YEAR				
ISSUE	Balance as of 31 Dec 2004 (in %)	Balance as of 31 Dec 2003 (in %)	% points change 31 Dec 2004 / 31 Dec 2003	Market capitalisation as of 31 Dec 2004 (in SITm)
KOMPAS MTS	2.50	0.13	2.38	4,014
PIVOVARNA LAŠKO	3.31	1.88	1.43	62,835
ŽITO	1.13	0.41	0.72	13,136
MERCATOR	3.04	3.71	-0.67	128,485
KOLINSKA	0.31	1.38	-1.07	20,403
MERKUR	0.53	14.75	-14.22	45,437
DROGA	0.59	19.73	-19.14	25,058
ISTRABENZ	6.39	25.58	-19.19	51,407

### NET INFLOW OF FOREIGN PORTFOLIO INVESTMENTS BY MONTH IN SITm

	Exchange market	Off-exchange market	Total	Turnover of foreign investors on the exchange	Foreign ownership (capitalisation of shares)	Share in turnover of foreign investors
<b>Year 2003</b>						
December	306.40	300.15	606.55	1,570.19	5.91%	3.72%
<b>Year 2004</b>						
January	281.22	533.84	815.06	1,030.32	5.91%	3.13%
February	418.95	-8,609.01	-8,190.06	775.23	5.32%	2.75%
March	419.78	1,507.91	1,927.69	2,037.46	5.32%	5.63%
April	242.31	-2,184.54	-1,942.23	2,110.99	4.63%	5.18%
May	-431.36	3,602.85	3,171.49	1,204.07	4.74%	3.11%
June	-506.95	3,605.46	3,098.51	1,619.45	4.66%	6.10%
July	-552.04	526.37	-25.67	1,421.14	4.42%	6.13%
August	-260.60	-6.47	-267.07	1,233.34	4.37%	4.76%
September	127.39	1,470.87	1,598.26	1,508.10	4.30%	4.52%
October	-590.79	17,526.67	16,935.88	1,793.58	3.80%	6.82%
November	<b>218.93</b>	<b>6,540.49</b>	<b>6,759.42</b>	<b>1,735.66</b>	<b>4.02%</b>	<b>5.24%</b>
<b>December</b>	<b>244.0</b>	<b>8,670.3</b>	<b>8,914.3</b>	<b>2,336.1</b>	<b>4.47%</b>	<b>4.55%</b>
<b>Total in year 2004</b>	<b>-389.19</b>	<b>33,184.73</b>	<b>32,795.54</b>	<b>18,805.40</b>	<b>4.47%</b>	<b>4.74%</b>
Total in year 2003	521.20	52,206.99	52,728.19	11,916.37	5.91%	3.50%
Total in year 2002	-11,895.17	337,085.31	325,190.16	39,402.86	19.68%	8.19%
Total in year 2001	4,499.89	63,500.44	68,000.03	10,555.78	10.51%	3.03%
Total in year 2000	208.11	8,540.41	8,748.52	4,295.57	7.77%	1.59%
Total in year 1999	-2,269.19	674.01	-1,595.09	3,163.40	7.98%	1.19%
Total in year 1998	2,761.20	-2,104.00	657.30	14,333.90	8.86%	8.27%
Total in year 1997	8,440.86	9,965.96	18,406.81	24,090.40	n.a.	22.24%
Total in year 1996	7,439.48	3,381.38	10,820.86	9,718.80	n.a.	11.17%

### E3) RECORD VALUES

#### RECORD DAILY TURNOVER IN YEAR 2004

27 December 2004

	Turnover (in SIT)	Number of bargains	Volume in pieces
Order book trades	779,152,918	1,178	324,024
Cross trades	143,232,378	206	89,120
Block trades	6,575,846,067	19	538,329
<b>Total</b>	<b>7,498,231,363</b>	<b>1,403</b>	<b>951,473</b>

#### MAX AND MIN VALUE OF TURNOVER AND INDICES

	In year 2004		In years 1989-2003	
Monthly turnover (in SITm)	<b>51,382</b>	<b>December 2004</b>	62,044	December 2002
Daily turnover (in SITm)	<b>7,498</b>	<b>27 Dec 2004</b>	11,474	16 Jul 2002
Number of bargains per day	3,625	16 Nov 2004	6,411	27 Dec 2002
Value of block trade (in SITm)	5,531	26 Feb 2004	8,128	23 Nov 2001
Max value of SBI 20 index	4,935.29	15 Nov 2004	4,034.53	5 Dec 2003
Min value of SBI 20 index	3,922.74	5 Jan 2004	891.93	10 Sep 1996
Max value of SBI 20NT index	4,543.43	15 Nov 2004	3,773.87	5 Dec 2003
Min value of SBI 20NT index	3,719.53	5 Jan 2004	1,437.30	30 Jun 1998
Max value of IPT index	4,193.25	15 Nov 2004	3,412.17	30 Dec 2003
Min value of IPT index	3,359.89	5 Jan 2004	1,318.83	1 July 1998
Max value of PIX index	4,606.40	26 Nov 2004	3,374.22	29 Dec 2003
Min value of PIX index	3,367.18	5 Jan 2004	965.15	29 Apr 1999
Max value of BIO index	<b>122.27</b>	<b>27 Dec 2004</b>	118.14	21 Nov 2003
Min value of BIO index	116.28	14 Jan 2004	100.46	5 July 1995
Max value of FOOD AND BEVERAGES index	3,655.69	26 Jan 2004	3,451.19	17 Nov 2003
Min value of FOOD AND BEVERAGES index	<b>3,302.57</b>	<b>10 Dec 2004</b>	1,551.34	3 Apr 2000
Max value of CHEMICALS index	4,779.05	19 Nov 2004	3,759.85	4 Dec 2003
Min value of CHEMICALS index	3,611.79	5 Jan 2004	1,476.44	1 July 1998
Max value of OIL AND GAS index	6,834.59	29 Mar 2004	6,279.02	4 Dec 2003
Min value of OIL AND GAS index	5,804.90	19 Feb 2004	1,591.73	27 June 2000
Max value of TRANSPORT index	<b>5,092.44</b>	<b>27 Dec 2004</b>	3,755.70	4 Dec 2003
Min value of TRANSPORT index	3,617.38	6 Jan 2004	1,132.46	1 July 1998
Max value of TRADE index	3,640.33	15 Nov 2004	2,904.64	5 Dec 2003
Min value of TRADE index	2,890.63	5 Jan 2004	1,172.80	1 July 1998
<b>Other</b>				
Market capitalisation in SITm	<b>3,049,777</b>	<b>31 Dec 2004</b>	2,441,991	31 Dec 2003
Share in turnover of foreign investors	5.91%	31 Jan 2004	19.68%	31 Dec 2002



## E4) NEW LISTED AND DELISTED SECURITIES AND CHANGES IN YEAR 2004

### NEW LISTED SECURITIES IN YEAR 2004

#### OFFICIAL MARKET

##### BONDS

Issuer	Trading code	Nomin. value of issue	Issue	Listing date	First trading day
Republika Slovenija	RS55	10,215,000,000 SIT	55 <sup>th</sup> issue	19 Feb 2004	24 Feb 2004
Republika Slovenija	RS56	9,825,000,000 SIT	56 <sup>th</sup> issue	19 Feb 2004	25 Feb 2004
Republika Slovenija	RS57	25,956,000,000 SIT	57 <sup>th</sup> issue	23 Mar 2004	29 Mar 2004
Nova KBM	KBM5	6,000,000,000 SIT	5 <sup>th</sup> issue	11 Oct 2004	26 oct 2004
Nova KBM	KBM6	5,000,000,000 SIT	6 <sup>th</sup> issue	11 Oct 2004	26 oct 2004
Banka Celje	BCE8	12,500,000 EUR	8 <sup>th</sup> issue	11 Oct 2004	26 oct 2004

#### FREE MARKET

##### SHARES

Issuer	Trading code	Type of share	Listing date	First trading day
ARKADA HOLDING	AR1R	common	13 Jan 2004	13 Jan 2004
HRAM HOLDING	ST1R	common	27 Jan 2004	27 Jan 2004
VIZIJA HOLDING ENA	VZPG	common	3 Feb 2004	3 Feb 2004
NK NALOŽBE	NKOR	common	6 Feb 2004	6 Feb 2004
NK2 NALOŽBE	NK2R	common	6 Feb 2004	6 Feb 2004
ZVON DVA HOLDING	ZV2R	common	25 Feb 2004	25 Feb 2004
AKTIVA NALOŽBE	ATPG	common	27 Feb 2004	27 Feb 2004
TRDNJAVA HOLDING	TROR	common	31 Mar 2004	31 Mar 2004
TRDNJAVA I HOLDING	TR1R	common	31 Mar 2004	31 Mar 2004
TRIGLAV NALOŽBE	TRSG	common	7 Apr 2004	7 Apr 2004
NAMA	NALN	common	30 Apr 2004	30 Apr 2004
POM-NALOŽBE	PPIG	common	13 May 2004	13 May 2004
METALKA TRGOVINA	MTGG	common	28 Jun 2004	2 Jul 2004
INFOND HOLDING 1	IFHR	common	19 Jul 2004	22 Jul 2004
MERCATA	MROR	common	27 Jul 2004	27 Jul 2004
M1	MR1R	common	4 Aug 2004	4 Aug 2004
ISKRA AVTOELEKTRIKA	IALG	common	20 Oct 2004	26 Oct 2004
MAKSIMA INVEST	MKIR	common	26 Oct 2004	26 Oct 2004
<b>L EGOLES</b>	<b>LEGG</b>	<b>common</b>	<b>15 Dec 2004</b>	<b>27 Dec 2004</b>

##### BONDS

Issuer	Trading code	Nominal value of issue	Issue	Listing date	First trading day
Poštna banka Slovenije	PBS5	6,500,000 EUR	6 <sup>th</sup> issue	25 Jul 2003	30 Jul 2003
Slovenska zadrúžna kmetijska banka	SZB4	6,753,000 EUR	4 <sup>th</sup> issue	26 Mar 2004	1 Apr 2004
Probanka, Maribor	PRB7	12,000,000 EUR	7 <sup>th</sup> issue	29 Apr 2004	5 May 2004
Zavarovalnica Triglav	ZT01	3,000,000 EUR	1 <sup>st</sup> issue	24 May 2004	2 Jun 2004
Nova Ljubljanska banka	NLB14	17,000,000 EUR	14 <sup>th</sup> issue	30 Jun 2004	6 Jul 2004
Banka Zasavje	BZ03	5,000,000 EUR	3 <sup>rd</sup> issue	22 Jul 2004	27 Jul 2004
Abanka Vipava	AB08	10,000,000 EUR	8 <sup>th</sup> issue	15 Sep 2004	22 Sep 2004
Abanka Vipava	AB09	10,000,000 EUR	9 <sup>th</sup> issue	15 Sep 2004	22 Sep 2004
POTEZA NALOŽBE	PNO1	10,000,000 EUR	1 <sup>st</sup> issue	23 Sep 2004	29 Sep 2004
<b>Nova Ljubljanska banka</b>	<b>NLB15</b>	<b>13,112,600,000 SIT</b>	<b>15<sup>th</sup> issue</b>	<b>25 Nov 2004</b>	<b>1 Dec 2004</b>
<b>DARS</b>	<b>DRS1</b>	<b>13,430,000,000 SIT</b>	<b>1<sup>st</sup> issue</b>	<b>22 Dec 2004</b>	<b>30 Dec 2004</b>

##### CLOSE-END INVESTMENT FUNDS

Issuer	Trading code	Type of share	Listing date	First trading day
INFOND ID 1	IFDR	common	27 Jul 2004	2 Aug 2004
TRIGLAV STEBER I, delniška ID	TG1R	common	11 Aug 2004	11 Aug 2004

DELISTED SECURITIES IN YEAR 2004

OFFICIAL MARKET

SHARES

Issuer	Trading code	Type of share	Delisting date
Živila Kranj	ZKNG	common	12 Jul 2004
TERME 3000	ZMTG	common	30 Aug 2004
GRADBENO PODJETJE GROSUPLJE	GPG	common	30 Nov 2004

BONDS

Issuer	Trading code	Issue	Delisting date
Republika Slovenija	RS13E	13 <sup>th</sup> issue	6 May 2004

FREE MARKET

SHARES

Issuer	Trading code	Type of share	Delisting date
NAMA	NALR	common	30 Apr 2004
AVTO CELJE	AVCG	common	25 May 2004
PINUS TKI	PRIG	common	8 Jun 2004
ZASAVSKI RAČUNSKI CENTER	ZRCG	common	30 Jun 2004
SAVINJA MOZIRJE	MSMG	common	1 Sep 2004
KS4 NALOŽBE	K4SG	common	4 Oct 2004
C2 NALOŽBE	CAPG	common	4 Oct 2004
NK NALOŽBE	NK0R	common	4 Oct 2004
KD NALOŽBE	PDKR	common	4 Oct 2004

AUTHORISED INVESTMENT FUNDS

Issuer	Trading code	Type of share	Delisting date
Arkada ena PID	AR1N	common	13 Jan 2004
Setev PID	ST1N	common	27 Jan 2004
Vizija, PID	VZPR	common	3 Feb 2004
Nika, PID	NK0N	common	6 Feb 2004
Nika, PID 2	NK2N	common	6 Feb 2004
Pomurska investicijska družba 1	PM1N	common	16 Feb 2004
PID Zvon dva	ZV2N	common	25 Feb 2004
Atena PID	ATPR	common	27 Feb 2004
TRDNJAVA, PID	TR0N	common	31 Mar 2004
TRDNJAVA I, PID	TR1N	common	31 Mar 2004
TRIGLAV STEBER, PID	TRSR	common	7 Apr 2004
POOBLAŠČENA POMURSKA INVESTICIJSKA DRUŽBA	PPIR	common	13 May 2004
INFOND PID	IFPR	common	19 Jul 2004
MERCATA PID	MR0N	common	27 Jul 2004
MERCATA 1 PID	MR1N	common	4 Aug 2004
PID MAKSIMA	MPIR	common	26 Oct 2004

CLOSE-END INVESTMENT FUNDS

Issuer	Trading code	Type of share	Delisting date
TRIGLAV STEBER I, ID	TG1N	common	11 Aug 2004

EXTENDED LISTING OF SECURITIES IN YEAR 2004

OFFICIAL MARKET

SHARES

Issuer	Trading code	Type of share	Number of shares before extension	Number of shares after extension	Extension date
Žito, Ljubljana	ZTOG	common	348,765	353,715	29 Jun 2004
Sava, Kranj	SAVA	common	1,720,987	2,006,987	13 Oct 2004

BONDS

Issuer	Trading code	Issue	Number of bonds before extension	Number of bonds after extension	Extension date
Republika Slovenija	RS56	56 <sup>th</sup> issue	982,500	2,912,000	16 Apr 2004
Republika Slovenija	RS57	57 <sup>th</sup> issue	2,595,600	3,795,700	16 Apr 2004
Republika Slovenija	RS55	55 <sup>th</sup> issue	1,021,500	2,058,500	19 May 2004
Republika Slovenija	RS57	57 <sup>th</sup> issue	3,795,700	4,819,800	19 May 2004
Republika Slovenija	RS56	56 <sup>th</sup> issue	2,912,000	4,003,000	9 Jun 2004
Republika Slovenija	RS57	57 <sup>th</sup> issue	4,819,800	5,838,800	9 Jun 2004
Republika Slovenija	RS55	55 <sup>th</sup> issue	2,058,500	3,035,000	14 Sep 2004
Republika Slovenija	RS57	57 <sup>th</sup> issue	5,838,800	7,399,412	14 Sep 2004
Republika Slovenija	RS56	56 <sup>th</sup> issue	4,003,000	5,000,000	26 Oct 2004
Republika Slovenija	RS57	57 <sup>th</sup> issue	7,399,412	8,229,412	26 Oct 2004
Republika Slovenija	<b>RS55</b>	<b>55<sup>th</sup> issue</b>	<b>3,035,000</b>	<b>4,000,000</b>	<b>7 Dec 2004</b>
Republika Slovenija	<b>RS57</b>	<b>57<sup>th</sup> issue</b>	<b>8,229,412</b>	<b>9,000,000</b>	<b>7 Dec 2004</b>

FREE MARKET

SHARES

Issuer	Trading code	Type of share	Number of shares before extension	Number of shares after extension	Extension date
NFD HOLDING	NF2R	common	29,134,540	30,184,540	5 Jan 2004
RTC KRVAVEC	RKRG	common	205,724	1,155,734	16 Apr 2004
AKTIVA INVEST, LJUBLJANA	AKIR	common	775,110	815,773	12 May 2004
KS2 NALOŽBE	KS2G	common	4,429,040	10,911,340	4 Oct 2004
KD HOLDING	KDHR	common	924,969	1,373,534	10 Nov 2004

CLOSE-END FUNDS

Issuer	Trading code	Type of share	Number of shares before extension	Number of shares after extension	Extension date
ZLATA MONETA I, ID	ZM1N	common	68,297,800	136,595,600	14 Sep 2004

REDUCED LISTING OF SECURITIES IN YEAR 2004

OFFICIAL MARKET

SHARES

Issuer	Trading code	Type of share	Number of shares before reduction	Number of shares after reduction	Reduction date
Etol Celje	ETOG	common	274,576	254,619	28 Jan 2004
TERME ČATEŽ	TCRG	common	674,971	597,916	30 Aug 2004

FREE MARKET

SHARES

Issuer	Trading code	Type of share	Number of shares before reduction	Number of shares after reduction	Reduction date
Klasje Celje	KLAG	common	835,600	820,343	30 Jan 2004
Jadran Sežana	JASG	common	226,334	165,302	7 Jul 2004
LIZ - INŽENIRING	LIZG	common	235,846	123,846	11 Oct 2004
MELAMIN	MKOG	common	466,489	349,913	10 Nov 2004
EGOLES	<b>GKRG</b>	<b>common</b>	<b>258,300</b>	<b>51,399</b>	<b>16 Dec 2004</b>
ŽELEZARNA RAVNE-MONTER DRAVOGRAD	<b>ZMDG</b>	<b>common</b>	<b>359,761</b>	<b>336,225</b>	<b>17 Dec 2004</b>

EXPIRED BONDS IN YEAR 2004

Issuer	Trading code	Issue	Market	Last trading day
Republika Slovenija	RS24	24 <sup>th</sup> issue	official market	15 Mar 2004
Banka Vipava	VP01E	1 <sup>st</sup> issue	free market	1 Apr 2004
Banka Koper	BKP3	3 <sup>rd</sup> issue	free market	30 Apr 2004
UBK banka	UBKKE	1 <sup>st</sup> issue	free market	15 Apr 2004
Borzna družba Poteza	BDP2E	2 <sup>nd</sup> issue	free market	15 Apr 2004
Banka Zasavje	BZ02E	2 <sup>nd</sup> issue	official market	31 Jul 2004
DEŽELNA BANKA SLOVENIJE	ZKB1E	1 <sup>st</sup> issue	official market	15 Sep 2004

MEMBERSHIP IN YEAR 2004

Member	Date	Inclusion/ exclusion	Number of all members
KD BPD	1 Mar 2004	inclusion	28
HYPO ALPE-ADRIA-BANK	15 Mar 2004	inclusion	29
AC-BPH	16 Mar 2004	exclusion	28
COGITO BIS B.H.	<b>31 Dec 2004</b>	<b>exclusion</b>	<b>27</b>

## F) LIST OF SECURITIES - DECEMBER 2004

### F1) OFFICIAL MARKET (1)

#### CORPORATE BONDS

	Issuer	Trading code	First trading day	Nominal value of issue traded	Coupon interest rate	Maturity	Sector
1	ABANKA VIPA	AB03	14 June 1999	7 EURm	5% p.a.	1998-2005	banking
2	ABANKA VIPA	AB04	27 Dec 2000	10 EURm	6.25% p.a.	2000-2007	banking
3	ABANKA VIPA	AB05	26 Sept 2001	10 EURm	6% p.a.	2001-2006	banking
4	ABANKA VIPA	AB06	25 Nov 2002	13.5 EURm	5.9% p.a.	2002-2009	banking
5	ABANKA VIPA	AB07	30 Oct 2003	17.3 EURm	5.3% p.a.	2003-2010	banking
6	BANKA CELJE	BCE3	6 Mar 2000	10 EURm	6% p.a.	1999-2005	banking
7	BANKA CELJE	BCE4	9 Feb 2001	10 EURm	6% p.a.	2000-2006	banking
8	BANKA CELJE	BCE5	19 Dec 2001	10 EURm	6% p.a.	2001-2007	banking
9	BANKA CELJE	BCE6A	30 Sept 2002	10 EURm	5.6% p.a.	2002-2008	banking
10	BANKA CELJE	BCE6B	30 Sept 2002	10,000 SITm	4.9% p.a.	2000-2005	banking
11	BANKA CELJE	BCE7	17 Nov 2003	10 EURm	5.15% p.a.	2003-2010	banking
12	BANKA CELJE	BCE8	26 Oct 2004	12.5 EURm	4.9% p.a.	2004-2011	banking
13	ABANKA VIPA	VP02E	25 Oct 1995	2,045,167.52 EUR	10% p.a.	1995-2005	banking
14	ABANKA VIPA	VIP3E	13 Nov 1996	2,556,459.41 EUR	7.5% p.a.	1996-2006	banking
15	ABANKA VIPA	VIP4E	3 Dec 1997	2,045,167.52 EUR	7% p.a.	1997-2007	banking
16	ABANKA VIPA	VIP5	24 Dec 1998	2 EURm	6% p.a.	1998-2008	banking
17	ABANKA VIPA	VIP6	6 Mar 2000	2 EURm	5.5% p.a.	1999-2009	banking
18	ABANKA VIPA	VIP7	19 July 2001	2 EURm	6.2% p.a.	2001-2010	banking
19	BLAGOVNO TRGOVINSKI CENTER	BTC1E	24 Feb 1997	17,383,924.96 EUR	10.5% p.a.	1996-2008	retail, wholesale and real estate trade
20	BLAGOVNO TRGOVINSKI CENTER	BTC2	6 Jun 2003	40 EURm	7% p.a.	2001-2011	retail, wholesale and real estate trade
21	HOTELI BERNARDIN	HTB1E	28 June 1999	10,225,837.62 EUR	8.5% p.a.	1999-2009	hotel and restaurant activities
22	NFD	NI01	21 Dec 1999	2,171.84 SITm	5.5% p.a. + TOM	1999-2006	investment consulting
23	NOVA KBM	KBM2	14 Nov 2000	9 EURm	5.9% p.a.	2000-2006	banking
24	NOVA KBM	KBM3	14 Nov 2001	2,000 SITm	5.8% p.a.+TOM	2001-2006	banking
25	NOVA KBM	KBM4	14 Nov 2001	9 EURm	6% p.a.	2001-2006	banking
26	NOVA KBM	KBM5	26 Oct 2004	6,000 SITm	5.3% p.a.	2004-2009	banking
27	NOVA KBM	KBM6	26 Oct 2004	5,000 SITm	4.5% p.a.	2004-2007	banking
28	NOVA LJUBLJANSKA BANKA	NLB5	27 Sept 2001	12 EURm	5.8% p.a.	2000-2005	banking
29	NOVA LJUBLJANSKA BANKA	NLB3	18 July 2000	4,000 SITm	5.25% p.a. + TOM	2000-2005	banking
30	NOVA LJUBLJANSKA BANKA	NLB4	18 July 2000	5 EURm	5.65% p.a.	2000-2005	banking
31	NOVA LJUBLJANSKA BANKA	NLB9	18 Jun 2003	10,847.4 SITm	8.5% p.a.	2002-2006	banking
32	NOVA LJUBLJANSKA BANKA	NLB10	18 Jun 2003	10,824.3 SITm	3% p.a. + TOM	2002-2007	banking
33	NOVA LJUBLJANSKA BANKA	NLB11	18 Jun 2003	26.326 EURm	5.1% p.a.	2002-2009	banking
34	NOVA LJUBLJANSKA BANKA	NLB12	14 Nov 2003	8,000 SITm	2.65% + TOM	2003-2008	banking
35	NOVA LJUBLJANSKA BANKA	NLB13	14 Nov 2003	11,733.5 SITm	7.0%	2003-2013	banking
36	SKB BANKA	SKB4A	30 Dec 1999	3,818.2 SITm	5.25% p.a. + TOM	1999-2005	banking
37	SKB BANKA	SKB4B	30 Dec 1999	5,909 EURm	5.25% p.a.	1999-2006	banking
38	DEŽELNA BANKA SLOVENIJE	SZB3	15 Mar 2000	2,000 SITm	5.3% p.a. + TOM	1999-2005	banking
39	STANOVANJSKI SKLAD RS	SSR1E	4 July 1996	4,083,023.58 EUR	6% p.a.	1995-2010	national mortgage agency
40	STANOVANJSKI SKLAD RS	SSR2	30 June 1998	2,000 SITm	7.2% p.a. + TOM	1998-2008	national mortgage agency

#### MUNICIPAL and GOVERNMENT BONDS

	Issuer	Trading code	First trading day	Nominal value of issue traded	Coupon interest rate	Maturity	Sector
1	REPUBLIC OF SLOVENIA	RS10	14 June 1999	52,189.61 SITm	4.5% p.a. + TOM	1997-2007	government bond
2	REPUBLIC OF SLOVENIA	RS17	15 Mar 2000	9,000 SITm	4.7% p.a. + TOM	2000-2005	government bond
3	REPUBLIC OF SLOVENIA	RS18	15 May 2000	50 EURm	6% p.a.	2000-2010	government bond
4	REPUBLIC OF SLOVENIA	RS21	18 Nov 2002	20,000 SITm	1% p.a. + TOM	2001-2015	government bond
5	REPUBLIC OF SLOVENIA	RS22	22 Feb 2001	8,000 SITm	4.7% p.a. + TOM	2001-2006	government bond
6	REPUBLIC OF SLOVENIA	RS23	20 Feb 2001	40 EURm	6% p.a.	2001-2011	government bond
7	REPUBLIC OF SLOVENIA	RS25	3 May 2001	8,000 SITm	4.7% p.a. + TOM	2001-2006	government bond
8	REPUBLIC OF SLOVENIA	RS26	14 June 2001	50 EURm	5.375% p.a.	2001-2011	government bond
9	REPUBLIC OF SLOVENIA	RS27	20 Dec 2001	17,000 SITm	4.7% p.a. + TOM	2001-2006	government bond
10	REPUBLIC OF SLOVENIA	RS28	25 Jan 2002	10,500 SITm	4.2% p.a. + TOM	2002-2005	government bond
11	REPUBLIC OF SLOVENIA	RS29	25 Jan 2002	55 EURm	5.375% p.a.	2002-2012	government bond
12	REPUBLIC OF SLOVENIA	RS31	25 Jan 2002	2,974.68 SITm	4.7% p.a. + TOM	2002-2007	government bond
13	REPUBLIC OF SLOVENIA	RS32	25 Jan 2002	23,8655 EURm	5.375% p.a.	2002-2012	government bond
14	REPUBLIC OF SLOVENIA	RS33	9 Apr 2002	127.166 EURm	8% p.a.	2002-2022	government bond
15	REPUBLIC OF SLOVENIA	RS34	26 Feb 2002	16,910 SITm	4.2% p.a. + TOM	2002-2007	government bond
16	REPUBLIC OF SLOVENIA	RS35	26 Mar 2002	14,000 SITm	9% p.a.	2002-2007	government bond
17	REPUBLIC OF SLOVENIA	RS36	26 Mar 2002	12,000 SITm	7.5% p.a.	2002-2005	government bond
18	REPUBLIC OF SLOVENIA	RS37	30 Apr 2002	17,000 SITm	4% p.a. + TOM	2002-2007	government bond
19	REPUBLIC OF SLOVENIA	RS38	30 Apr 2002	100 EURm	5.63% p.a.	2002-2017	government bond
20	REPUBLIC OF SLOVENIA	RS39	18 Nov 2002	30,000 SITm	1% p.a. + TOM	2002-2008	government bond
21	REPUBLIC OF SLOVENIA	RS40	7 June 2002	15,000 SITm	3.9% p.a. + TOM	2002-2007	government bond
22	REPUBLIC OF SLOVENIA	RS41	26 June 2002	12,000 SIT m	3.9% p.a. + TOM	2002-2007	government bond
23	REPUBLIC OF SLOVENIA	RS42	24 Jul 2002	12,000 SIT m	9% p.a.	2002-2005	government bond
24	REPUBLIC OF SLOVENIA	RS43	22 Oct 2002	15,600 SITm	3% p.a. + TOM	2002-2006	government bond
25	REPUBLIC OF SLOVENIA	RS44	29 Nov 2002	2,964.93 SITm	6.65% p.a.	2002-2012	government bond
26	REPUBLIC OF SLOVENIA	RS45	3 Dec 2002	12,112.49 SITm	8.2% p.a.	2002-2005	government bond
27	REPUBLIC OF SLOVENIA	RS48	10 Dec 2002	60 EURm	4.75% p.a.	2002-2012	government bond
28	REPUBLIC OF SLOVENIA	RS49	22 Jan 2003	29,78896 EUR m	4.75% p.a.	2003-2022	government bond
29	REPUBLIC OF SLOVENIA	RS50	11 Mar 2003	61,281,800 EUR	4.50% p.a.	2003-2013	government bond
30	REPUBLIC OF SLOVENIA	RS51	11 Mar 2003	44,470.5 SITm	7.75% p.a.	2003-2006	government bond
31	REPUBLIC OF SLOVENIA	RS52	17 Apr 2003	40,000 SITm	6.25% p.a.	2003-2008	government bond
32	REPUBLIC OF SLOVENIA	RS53	17 Apr 2003	100 EURm	4.875% p.a.	2003-2018	government bond
33	REPUBLIC OF SLOVENIA	RS54	29 Oct 2003	30,000 SITm	5.75% p.a.	2003-2013	government bond
34	REPUBLIC OF SLOVENIA	RS55	24 Feb 2004	40,000 SITm	5% p.a.	2004-2007	government bond
35	REPUBLIC OF SLOVENIA	RS56	24 Feb 2004	50,000 SITm	4.875% p.a.	2004-2009	government bond
36	REPUBLIC OF SLOVENIA	RS57	29 Mar 2004	90,000 SITm	4.875% p.a.	2004-2014	government bond

TOM (abbreviation for: "temeljna obrestna mera"- base interest rate) - indexation factor, calculated as twelve month average of monthly consumer price index

## F1) OFFICIAL MARKET (2)

### COMMON SHARES

	Issuer	Trading code	First trading day	Nominal value of issue listed	Number of shares traded	Isin code	Sector
1	AERODROM LJUBLJANA	AELG	8 Oct 1997	1,936.229 SITm	1,936,229	SI 003110327 6	airport services
2	COMET ZREČE	CHZG	2 Nov 1998	1,700.688 SITm	1,700,688	SI 003110440 7	grinding wheels and other non-metals production
3	DELO LJUBLJANA	DELR	13 Jan 1999	667.464 SITm	667,464	SI 003110445 6	publishing
4	DELO PRODAJA	DPRG	12 Feb 2001	593.549 SITm	593,549	SI 003110707 9	trade
5	DROGA PORTOROŽ	DRPG	12 June 1998	2,827.68 SITm	282,768	SI 003110025 6	food processing industry
6	EMONA OBALA	EOKG	7 Jan 1998	1,741.456 SITm	1,741,456	SI 003110268 2	commerce
7	ETOL CELJE	ETOG	21 Feb 1997	2,546.19 SITm	254,619	SI 003110133 8	essential oils and fragrances production
8	GEODETSKI ZAVOD SLOVENIJE	GZRG	8 Jan 2001	379.820 SITm	379,820	SI 003111033 9	surveying and cartography
9	GORENJE VELENJE	GRVG	10 Nov 2000 (2 June 1998 free market)	12,200 SITm	12,200,000	SI 003110407 6	household appliances
10	INTEREUROPA KOPER	IEKG	12 Jan 1998	7,902.413 SITm	7,902,413	SI 003110009 0	retail trade
11	ISTRABENZ KOPER	ITBG	16 June 1997	5,180 SITm	5,180,000	SI 003110207 0	holding companies management
12	KOMPAS MTS	MTSG	8 Dec 2000	2,973.005 SITm	2,973,005	SI 003110370 6	catering service, border-crossing and tourist services
13	KOLINSKA LJUBLJANA	KOLR	8 Jan 1996	3,166.992 SITm	3,166,992	SI 003110005 8	food processing industry
14	KRKA TOVARNA ZDRAVIL NOVO MESTO	KRKG	4 Nov 1997	14,170.448 SITm	3,542,612	SI 003110212 0	pharmaceutical & chemical industry
15	LUKA KOPER	LKPG	20 Nov 1996	7,140 SITm	7,140,000	SI 003110134 6	transport
16	MERCATOR LJUBLJANA	MELR	22 Dec 1997	32,085.04 SITm	3,208,504	SI 003110008 2	commerce industry, agriculture
17	MERKUR NAKLO	MER	30 Nov 1998	12,145.85 SITm	1,214,585	SI 003110463 9	wholesale and retail trade
18	MLINOTEST AJDOVŠČINA	MAJG	3 Apr 2000	2,389.177 SITm	2,389,177	SI 003110820 0	food processing industry
19	NIKA BREŽICE	NIKA	23 June 1992	479.688 SITm	479,688	SI 003110079 3	financial consultancy and services
20	PETROL LJUBLJANA	PETG	5 May 1997	12,517.806 SITm	2,086,301	SI 003110215 3	crude-oil and gas trade
21	PIVOVARNA LAŠKO	PILR	1 Feb 2000	8,747.652 SITm	8,747,652	SI 003110741 8	brewery
22	PIVOVARNA UNION	PULG	6 Mar 2000	4,511.14 SITm	451,114	SI 003110907 5	brewery and soft drinks
23	RADENSKA RADENCI	RARG	3 Apr 1997	5,061.856 SITm	5,061,856	SI 003110230 2	health resort
24	SALUS LJUBLJANA	SALR	16 Jan 1992	134.98 SITm	134,980	SI 003110568 5	full-line pharmaceutical
25	SAVA KRANJ	SAVA	6 Jan 2000	20,069.87 SITm	2,006,987	SI 003110845 7	wholesale chemicals
26	TEHNOUNION LJUBLJANA	TEHG	26 Nov 1998	840.05 SITm	84,005	SI 003110002 5	sales agent and marketing of motor vehicles
27	TERME ČATEŽ	TCRG	26 Aug 1993	3,587.496 SITm	597,916	SI 003110063 7	health resort
28	ŽITO LJUBLJANA	ZTOG	20 Mar 2000	3,487.65 SITm	348,765	SI 003110844 0	flour, bread, pasta and sweets production

### PREFERRED SHARES

	Issuer	Trading code	First trading day	Nominal value of issue listed	Number of shares traded	Isin code	Sector
1	PROBANKA MARIBOR	PRBP	30 Mar 1993	400 SITm	400,000	SI 002120040 5	banking

## TRADED SECURITIES - DECEMBER 2004

### F2) FREE MARKET (1)

#### CORPORATE BONDS

	Issuer	Trading code	First trading day	Nominal value of issue traded	Interest rate	Maturity	Sector
1	ABANKA VIPA	AB08	22 Sep 2004	10 EURm	4.9% p.a.	2003-2011	banking
2	ABANKA VIPA	AB09	22 Sep 2004	10 EURm	4.7% p.a.	2003-2011	banking
3	AUTOCOMMERCE	ACL1E	15 Dec 1997	11,401,808.95 EUR	8% p.a.	1997-2006	foreign and domestic trade, service and production
4	BANKA KOPER	BKP4	21 Dec 2000	2,000 SITm	6% p.a. + TOM	2000-2005	banking
5	BANKA ZASAVJE	BZ03	27 Jul 2004	5 EURm	4.5% p.a.	2004-2011	banking
6	KD INVESTMENTS	KDO1E	24 July 1996	4,090,335.05 EUR	10% p.a.	1996-2006	investment
7	NOVA LJUBLJANSKA BANKA	NLB7	22 Nov 2002	6,250 SITm	10% p.a.	2002-2005	banking
8	NOVA LJUBLJANSKA BANKA	NLB8	22 Nov 2002	14,276 EURm	5.5% p.a.	2002-2007	banking
9	NOVA LJUBLJANSKA BANKA	NLB14	6 Jul 2004	17 EURm	5% p.a.	2003-2008	banking
10	NOVA LJUBLJANSKA BANKA	NLB15	1 Dec 2004	13,112.6 SITm	4.8% p.a.	2004-2012	banking
11	POŠTNA BANKA SLOVENIJE	PBS2	27 Dec 2002	1,500 SITm	6% + TOM	2000-2007	banking
12	POŠTNA BANKA SLOVENIJE	PBS3	27 Dec 2002	1,795.5 SITm	5.3% + TOM	2000-2005	banking
13	POŠTNA BANKA SLOVENIJE	PBS5	6 Jan 2004	10 EURm	4.8% p.a.	2004-2008	banking
14	POTEZA NALOŽBE	PNO1	29 Sep 2004	10 EURm	5.25% p.a.	2003-2001	enterprise and business counseling
15	PROBANKA, MARIBOR	PRB4	15 Mar 2000	5 EURm	5.5% p.a.	1999-2007	banking
16	PROBANKA, MARIBOR	PRB5	26 Apr 2002	7.85 EURm	6.25% p.a.	2001-2006	banking
17	PROBANKA, MARIBOR	PRB6	30 Jul 2003	6.5 EURm	5.7% p.a.	2002-2008	banking
18	PROBANKA, MARIBOR	PRB7	5 May 2004	12 EURm	5.2% p.a.	2004-2010	banking
19	SIP STROJNA OPREMA	SIP1AE	19 June 2000	3,323,397.23 EUR	6% p.a.	1999-2009	production of tractors and other agricultural, forestry and cultivation machinery
20	SIP STROJNA OPREMA	SIP1BE	19 June 2000	1,763,956.99 EUR	6% p.a.	1999-2009	
21	DEŽELNA BANKA SLOVENIJE	SZB4	1 Apr 2004	6.753 EURm	6% p.a.	2004-2007	banking

#### INSURANCE

	Issuer	Trading code	First trading day	Nominal value of issue traded	Coupon interest rate	Maturity	Sector
1	ZAVAROVALNICA TRIGLAV	ZT01	2 Jun 2004	30 EURm	5.125% p.a.	2003-2013	insurance

#### MUNICIPAL and GOVERNMENT BONDS

	Issuer	Trading code	First trading day	Nominal value of issue traded	Coupon interest rate	Maturity	Sector
1	DARS	DRS1	30 Dec 2004	13,430 SITm	5.1 % p.a.	2004-2024	performing financial engineering, preparatory, organization and policy making of building, maintenance of road network and management of super highways in Republic of Slovenia
2	SLOVENSKA ODŠKODNINSKA DRUŽBA	SOS2E	7 Apr 1997	536,865,000 EUR	6% p.a.	1996-2004	meeting commitments deriving from denationalisation process
3	STANOVANJSKI SKLAD RS	SSR3	8 May 2001	2,000 SITm	6.1% p.a. + TOM	2001-2011	national mortgage agency

**TOM** (abbreviation for: "temeljna obrestna mera"- base interest rate) - indexation factor calculated as twelve month average of monthly consumer price index

## F2) FREE MARKET (2)

### COMMON SHARES

Issuer	Trading code	First trading day	Nominal value of issue traded	Number of shares traded	Isin code	Sector
1 AGROKOMBINAT, MARIBOR	AKMG	24 Sep 1999	403.808 SITm	403.808	SI 003110433 2	retail, fooder production for livestock, meat and milk products, granary services
2 AKTIVA AVANT, LJUBLJANA	AAPG	12 Sep 2003	2.951.872 SITm	2.951.872	SI 002111192 7	other financial intermediation
3 AKTIVA INVEST, LJUBLJANA	AKIR	27 May 2003	815.773 SITm	815.773	SI 02111135 4	enterprise & business counselling
4 AKTIVA NALOŽBE, LJUBLJANA	ATPG	27 Feb 2004	13.591.508 SITm	13.591.508	SI 002111216 2	holding companies management
5 ALPETOUR POTOVALNA AGENCIJA	APAG	2 Aug 2000	526.084 SITm	263.042	SI 003110989 3	passengers transport
6 ARKADA HOLDING, LJUBLJANA	AR1R	13 Jan 2004	6.640.325 SITm	6.640.325	SI 002111207 1	holding companies management
7 AVTOPREVOZNIŠTVO IN SERVISI VELENJE	ASVG	1 Sep 1997	308.696 SITm	308.696	SI 003110315 1	transport company
8 BELINKA HOLDING	BELG	19 Oct 2000	2.702.532 SITm	2.702.532	SI 003110216 1	holding companies management
9 CAPITA	CAP1	5 Sep 1997	315.963 SITm	315.963	SI 002110003 5	holding companies management
10 CERTIUS INVEST	CRIR	16 Sep 2003	3.091.062 SITm	3.091.062	SI 002111192 5	other financial intermediation
11 CETIS CELJE	CETG	10 Mar 1997	2.400 SITm	200.000	SI 003110084 3	paper industry and graphics
12 CINKARNA CELJE	CICG	6 Mar 1998	4.874.862 SITm	812.477	SI 003110380 5	metallurgical and chemical industry
13 COLOR MEDVODE	COMG	15 Jan 1998	1.900.782 SITm	950.391	SI 003110360 7	resin, colours and varnish industry
14 CREINA KRANJ	CRKG	21 Feb 2000	194.376 SITm	48.594	SI 003110915 8	production and wholesale of agricultural and industrial machines and gadgets
15 DANA MIRNA	DMRG	7 June 1999	356.128 SITm	356.128	SI 003110520 6	secondary industry of fruit processing and production of alcohol and non-alcohol drinks
16 DZS LJUBLJANA	DZS	12 May 1999	1.429.368 SITm	1.429.368	SI 003110527 1	publishing and trading
17 EGOLES, ŠKOFJA LOKA	GKRG	17 Sep 1999	51.399 SITm	51.399	SI 003110714 5	forest management and sale of wood products
18 ELMO LJUBLJANA	IELG	22 Feb 2001	708 SITm	708.000	SI 003111026 3	electrical installations
19 ETRA 33	ETRG	7 Nov 2002	454.23 SITm	45.423	SI 003110712 9	production of electromotors, generators and transformers
20 FINIRA	FIRR	10 Oct 2002	2.179.206 SITm	2.179.206	SI 002111138 8	holding companies management
21 FOND INVEST	MHLG	30 Jan 2001	595.241 SITm	595.241	SI 003111007 3	holding companies management
22 FRUCTAL AJDOVŠČINA	FRAG	6 Jan 1998	2.504.151 SITm	2.504.151	SI 003110359 9	food-processing industry
23 GEA COLLEGE	GEAL	5 Jan 1995	147.885 SITm	147.885	SI 003110080 1	consulting
24 GEA TOVARNA OLJA	GSBG	30 June 1996	660.348 SITm	660.348	SI 003110129 6	oil - producing industry
25 GORENJSKI TISK, KRANJ	GTKG	19 Sep 1996	1.070.328 SITm	1.070.328	SI 003110119 7	graphics services
26 GORIŠKE OPEKARNE, RENČE	GORG	8 Mar 1999	523.634 SITm	523.634	SI 003110493 3	production of different clay brick products
27 GOZDNO GOSPODARSTVO BLEDE	GGBG	27 Dec 1999	611.9 SITm	611.900	SI 003110737 6	forest management
28 GRADIS GP	GLJG	12 July 1999	609.5 SITm	304.750	SI 003110393 8	construction
29 GRAND HOTEL UNION	GHUG	5 Jan 2000	1.814.613 SITm	1.814.613	SI 003110865 5	hotel industry
30 HELIOS DOMŽALE	HDOG	19 Sep 1996	2.198.61 SITm	219.861	SI 003110114 8	intermediary on fuel, mine sector
31 HIDROTEHNIK LJUBLJANA	VHLG	5 July 1999	2.198.61 SITm	384.472	SI 003110551 1	building industry and protection against flood damage
32 HOTELI PALACE PORTOROŽ	PALG	7 Oct 1997	2.346.102 SITm	2.346.102	SI 003110330 0	hotel industry
33 HRAM HOLDING	ST1R	27 Jan 2004	4.346.667 SITm	4.346.667	SI 002111210 5	holding companies management
34 IMP ČRPALKE	ICRG	9 Sep 1998	333.034 SITm	333.034	SI 003110434 0	production of pumps
35 IMP KLIMAT	KLIG	26 Apr 2002	353.9 SITm	353.900	SI 003111114 7	production of air conditioning equipment
36 INFOND HOLDING	IFFR	23 Sept 2002	16.833.414 SITm	16.833.414	SI 002111076 0	holding companies management
37 INFOND HOLDING 1	IFHR	22 Jul 2004	3.777.004 SITm	3.777.004	SI 002111308 7	holding companies management
38 INLES RIBNICA	IHPG	8 Oct 1999	1.218.01 SITm	609.005	SI 003110745 9	production of furniture
39 INTARA LJUBLJANA	INTR	5 Jan 1995	101 SITm	101.000	SI 003110114 8	brokerage house
40 INTEGRAL, JESENICE	INJG	14 Sep 1999	256.556 SITm	256.556	SI 003110708 7	merchandise and passenger transport, motor vehicle service and repairs
41 INTERTRADE ITA	INRG	20 Oct 1997	695.31 SITm	69.531	SI 003110333 4	mechanical engineering representative
42 INTERTRADE ITS	ITSG	24 Apr 1998	1.260 SITm	1.260.000	SI 003110394 6	information and computer service
43 ISKRA AVTOELEKTRIKA	IALG	26 Oct 2004	3.216.626 SITm	1.608.313	SI 003110704 6	production of electrical equipment for machinery and vehicles
44 JADRAN SEŽANA	JASG	23 Sep 1996	165.302 SITm	165.302	SI 003110154 4	commerce industry
45 JATA EMONA	JAMR	15 Jan 2002	3.197.534 SITm	3.197.534	SI 003111109 7	production and retailing of poultry meat
46 JAVOR PIVKA	JPIG	13 Nov 2000	1.194.7 SITm	1.194.700	SI 003110910 9	production of plywood, bound and layer wood, fibre and other slabs
47 JELEN SLOVENSKE KONJICE	JESG	29 Nov 1999	50.849 SITm	50.849	SI 003110430 8	restaurant & hotel capacities
48 JUTEKS ŽALEC	JTKG	2 Nov 1999	641.432 SITm	641.432	SI 003110786 3	carpet production on various linings
49 KD HOLDING	KDHR	5 Feb 2001	10.988.272 SITm	1.373.534	SI 003111046 1	holding companies management
50 KEMA PUČONCI	KEPG	17 Dec 1998	217.346 SITm	217.346	SI 003110420 9	production of special building materials
51 KLASJE CELJE	KLKG	2 July 1999	820.343 SITm	820.343	SI 003110548 7	bread, pastries and sweets production
52 KOMPAS HOTELI KRANJSKA GORA	KHKG	31 May 1996	1.627 SITm	162.700	SI 003110052 0	tourism, hotel industry
53 KOŠAKI TMI MARIBOR	TKMG	11 Oct 1999	432.36 SITm	43.236	SI 003110424 1	secondary meat industry and production of meat products
54 KRONA HOLDING	KRHR	9 May 2002	1.287.121 SITm	1.287.121	SI 002111124 8	holding companies management
55 KS2 NALOŽBE	KS2G	22 Dec 2003	10.911.34 SITm	10.911.340	SI 002111203 0	holding companies management
56 L EGOLES	LEGG	27 Dec 2004	206.896 SIT m	206.896	SI 003111324 2	forest management and sale of wood products
57 LESNINA	MILG	12 Jan 2002	2.906.81 SITm	76.495	SI 003111116 2	wholesale and retail of furniture
58 LESNINA EMMI SLOV.BISTRICA	LSBG	8 May 1996	684.037 SITm	684.037	SI 003110035 5	aluminium and wood production
59 ŽITO INTES	IMTG	9 Mar 2000	2.518.194 SITm	2.518.194	SI 003110920 8	cereal processing and production of farinaceous food

## F2) FREE MARKET (3)

### COMMON SHARES

	Issuer	Trading code	First trading day	Nominal value of issue traded	Number of shares traded	Isin code	Sector
60	LIP BLEĐ	LLBG	12 Jan 2000	1,942.454 SITm	1,942,454	SI 003110871 3	wood manufacturing
61	LIV POSTOJNA	LIVG	16 Nov 1999	1,616 SITm	161,600	SI 003110796 2	production of vacuum cleaners, plastic tubes and fittings, bicycles, hydraulic elevators and concrete mixers
62	LIZ INŽENIRING LJUBLJANA	LIZG	11 Mar 1999	123,846 SITm	123,846	SI 003110371 4	consulting and engineering in object construction
63	MARINA PORTOROŽ	MAPG	19 Sep 1996	627,864 SITm	313,932	SI 003110058 7	nautical and hotel industry
64	OLJARICA KRANJ	MCKG	27 Jan 1999	704,04 SITm	70,404	SI 002111021 3	production of cooking oil
65	MAKSIMA HOLDING	MAHR	6 May 2003	6,399,85 SITm	6,399,850	SI 002111151 1	holding companies management
66	MAKSIMA INVEST	MKIR	26 Oct 2004	7,451,949 SITm	7,451,949	SI 002111319 4	holding companies management
67	MEDALJON MARIBOR	MEDR	12 Oct 1999	1,734 SITm	1,734,000	SI 003110691 5	management of holding companies, business operations of own real estate and renting own real estate
68	MEDVEŠEK PUŠNIK LJUBLJANA	MPL	12 Dec 1997	160 SITm	80,000	SI 002110324 5	financial consulting
69	MELAMIN KOČEVJE	MKOG	23 Sep 1996	349,913 SITm	349,913	SI 00311020 1	chemical industry
70	MERCATA	MROH	27 Jul 2004	2,891,874 SITm	2,891,874	SI 002111199 0	holding companies management
71	METALKA TRGOVINA	MTGG	2 Jul 2004	1,152,048 SITm	1,152,048	SI 003110566 9	retail trade in unspecial stores
72	MESNA INDUSTRIJA PRIMORSKE	MIPG	19 June 2000	1,478,742 SITm	1,478,742	SI 003110969 5	meat processing industry; wholesale and retail trade with provisions
73	MITOL SEŽANA	MISG	15 May 1997	770,509 SITm	770,509	SI 003110271 6	production and sale of adhesive substances and resinous compound
74	MLADINSKA KNJIGA TISKARNA LJUBLJANA	MKTG	11 Oct 1999	1,039,54 SITm	103,954	SI 003110094 2	printing, publishing, retail and wholesale
75	MODRA LINIJA HOLDING	MLHR	20 Nov 2002	1,882,991 SIT m	1,882,991	SI 002111058 8	holding companies management
76	M1	M1R	4 Aug 2004	2,681,638 SITm	2,681,638	SI 002111311 1	holding companies management
77	NAMA LJUBLJANA	NALN	30 Apr 2004	953,752 SITm	953,752	SI 003110269 0	retail trade and renting of business premises
78	NFD HOLDING	NF2R	10 Dec 2003	30,184,54 SITm	30,184,540	SI 002111200 6	holding companies management
79	NIKO ŽELEZNIKI	NKPG	17 Sep 1999	358,75 SITm	35,875	SI 003110717 8	office material, industrial paper-clips, electromagnets and other metal mechanisms production
80	NK2 NALOŽBE	NK2R	6 Feb 2004	1,255,432 SITm	1,255,432	SI 002111213 9	holding companies management
81	PLAMA PUR	POPG	6 Dec 1999	686,798 SITm	686,798	SI 003110822 6	production and refashioning of poliuretanic (plastic) foams
82	POM-INVEST	POIR	19 Oct 2001	2,241,983 SITm	2,241,983	SI 002111098 4	holding companies management
83	POM-NALOŽBE	PPIG	13 May 2004	2,296,5 SITm	2,296,500	SI 002111303 8	holding companies management
84	RTC KRVAVEČ	RKRG	17 Oct 1997	2,311,468 SITm	1,155,734	SI 003110328 4	ski resort
85	SATURNUS EMBALAŽA LJUBLJANA	SELR	3 Nov 1997	672,512 SITm	84,064	SI 003111175 8	production of package
86	SIJAJ HRASTNIK	SIHG	7 Oct 1999	268,8 SITm	26,880	SI 003110742 6	production of decorative lights and metal products
87	KD GROUP	SKDR	21 Dec 2000	372,872 SITm	186,436	SI 003111016 4	holding companies management
88	SLOVENJALEŠ LJUBLJANA	SLLG	8 May 1996	2,736,04 SITm	273,604	SI 003110040 5	commerce, engineering, representation
89	SVILA MARIBOR	SVMG	17 Jan 1997	1,263,478 SITm	1,263,478	SI 003110209 6	textile industry
90	SVILANIT KAMNIK	SKAG	14 Apr 1997	816,974 SITm	408,487	SI 003110245 0	textile industry
91	TEKSTINA, AJDOVŠČINA	TEAG	12 Feb 1997	1,503,057 SITm	1,503,057	SI 03110221 1	textile industry
92	TERME DOBRNA	ZDGG	5 July 1999	682,01 SITm	682,010	SI 03110539 6	medical services, tourist and hotel trade
93	TOSAMA DOMŽALE	TODG	13 Sep 1996	2,956,7 SITm	295,670	SI 003110136 1	sanitary material production
94	TOVARNA SLADKORJA ORMOŽ	TSOR	12 Apr 1996	4,971,93 SITm	497,193	SI 003110020 7	sugar production
95	TRDNJAVA HOLDING	TROR	31 Mar 2004	2,593,123 SITm	2,593,123	SI 002111219 6	holding companies management
96	TRDNJAVA I HOLDING	TR1R	31 Mar 2004	891,75 SITm	891,750	SI 002111220 4	holding companies management
97	TRIGLAV NALOŽBE	TRSG	7 Apr 2004	13,182,366 SITm	13,182,366	SI 002111223 8	holding companies management
98	TRIGLAV, finančna družba	TFDR	4 Mar 2003	6,356,989 SITm	6,356,989	SI 002111220 6	holding companies management
99	TUB SWATY MARIBOR	TUBG	30 Dec 1997	1,155,76 SITm	288,940	SI 003110344 1	production and trade of knife grinders
100	UNITAS LJUBLJANA	USLG	26 Nov 1998	145,115 SITm	145,115	SI 003110467 0	production of sanitary, water and gas fittings
101	UNIT-AS NEPREMIČNINELJUBLJANA	USAR	20 Feb 2003	173,377 SITm	173,377	SI 003111147 7	trading with own real estate
102	UPIMO GROUP LJUBLJANA	UPGR	9 July 1997	215 SITm	215,000	SI 002110266 8	counseling services on trading and marketing and financial engineering
103	VELANA LJUBLJANA	VLJG	23 Dec 2002	1,409,645 SITm	1,409,645	SI 003110069 4	non-clothing textile manufacturer
104	VIPA HOLDING	VHDR	5 Nov 2003	7,347,565 SITm	7,347,565	SI 002111131 3	other financial intermediation
105	VIZIJA HOLDING	VIHR	17 Mar 2003	2,277,503 SITm	2,277,503	SI 002111125 5	holding companies management
106	VIZIJA HOLDING ENA	VZPG	3 Feb 2004	2,129,725 SITm	2,129,725	SI 002111211 3	holding companies management
107	ZDRAVILIŠČE ROGAŠKA	RGS	11 Feb 1999	898,11 SITm	898,110	SI 003110489 4	health resort
108	ZLATA MONETA II finančna družba	ZM2R	13 Nov 2003	8,232,861 SITm	8,232,861	SI 002111198 2	other financial intermediation
109	ZVON ENA HOLDING	ZVHR	30 Oct 2003	11,520,72 SITm	11,523,260	SI 002111177 6	holding companies management
110	ZVON DVA HOLDING	ZV2R	25 Feb 2004	14,120,934 SITm	14,120,934	SI 002111215 4	holding companies management
111	ŽELEZARNA RAVNE - MONTER DRAVOGRAD	ZMDG	17 Sep 1999	336,225 SITm	336,225	SI 003110696 4	management of investment portfolios of subsidiaries

### PREFERRED SHARES

	Issuer	Trading code	First trading day	Nominal value of issue traded	Number of shares traded	Isin code	Sector
1	KD HOLDING	KDHP	18 July 2001	2,131,304 SITm	266,413	SI 003120050 2	holding companies management
2	ZDRAVILIŠČE ROGAŠKA	RGP	11 Feb 1999	55,7 SITm	27,850	SI 003120028 8	health resort



## F2) FREE MARKET (4)

### CLOSED-END FUNDS

	Issuer	Trading code	First trading day	Nominal value of issue traded	Number of shares traded	Isin code	Sector
1	MAKSIMA, delniška ID	MAIR	21 May 2003	7,811.823 SITm	7,811,823	SI 002111152 9	investment fund
2	INFOND ID	IFIR	23 Sept 2002	8,132.314 SITm	8,132,314	SI 002111078 6	investment fund
3	INFOND ID 1	IFDR	2 Aug 2004	4,956.471 SITm	4,956,471	SI 002111307 9	investment fund
4	KD ID	KDIN	9 Feb 2001	9,204.61 SITm	92,046,145	SI 002111023 2	investment fund
5	KRONA SENIOR	SNON	8 Dec 1998	7,317.04 SITm	73,170,428	SI 002110590 1	investment fund
6	MODRA LINIJA	MLON	7 Apr 1998	3,415,383,300 SIT	34,156,833	SI 002110596 8	investment fund
7	NFD 1 DELNIŠKI INVESTICIJSKI SKLAD	NFIN	26 Oct 1998	15,833.01 SITm	160,580,300	SI 002110600 8	investment fund
8	TRIGLAV STEBER 1, delniška ID	TG1R	11 Aug 2004	14,746.743 SITm	14,746,743	SI 002111312 9	investment fund
9	VIPA INVEST	VIIN	13 Nov 2003	3,079.247 SITm	3,079,247	SI 002111132 1	investment fund
10	ZLATA MONETA I	ZM1N	31 Mar 1999	13,659.56 SITm	136,595,600	SI 002110617 2	investment fund
11	ZVON ENA ID	ZVIR	24 Nov 2003	2,277.577 SITm	2,277,577	SI 002111178 4	investment fund