



MONTHLY STATISTICS
LJUBLJANA STOCK EXCHANGE

January 2005
Year XI., No. 01/05

TURNOVER

Market	Turnover (in EURm)	Volume in pieces	Number of bargains
Official market	82.58	1,997,169	8,097
Shares	64.65	1,465,893	7,402
Bonds	17.92	531,276	695
Free market	40.75	9,531,470	16,073
Shares	12.38	1,803,542	9,697
Bonds	11.22	134,261	389
Closed-end funds	17.15	7,593,667	5,987
Short-term securities	0.00	0	0
Total	123.33	11,528,639	24,170

MARKET SIZE

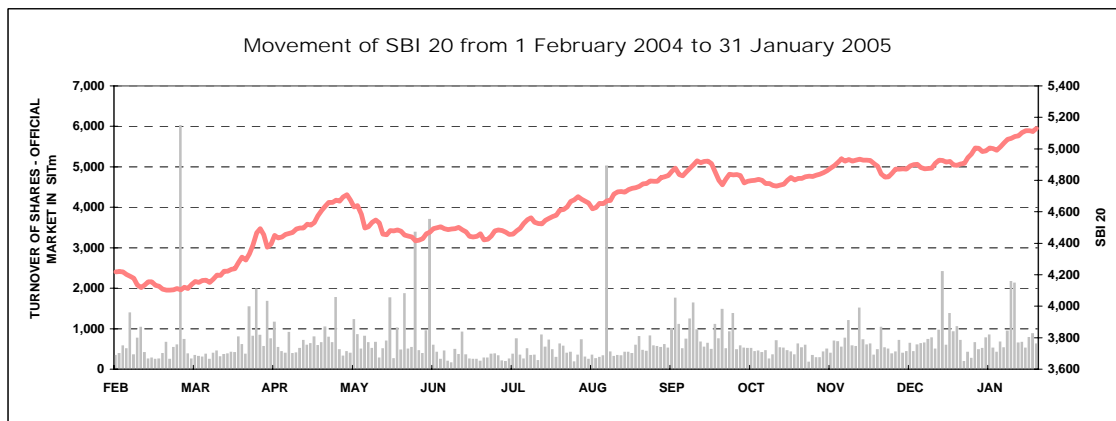
Market	Market capitalisation (in EURm)	Number of securities	Number of issuers
Official market	8,961.37	104	40
Shares	5,313.52	29	29
Bonds	3,647.86	75	11
Free market	3,978.74	150	138
Shares	2,034.35	114	112
Bonds	911.60	25	15
Closed-end funds	1,032.80	11	11
Short term securities	-	10	1
Total	12,940.11	254	173

NOMINAL RETURN

STOCK EXCHANGE INDICES	Nominal return in January 2005	Nominal return from 31 Jan 2004 to 31 Jan 2005
Slovene stock exchange index (SBI 20)	4.57%	22.13%
Nonweighted slovene stock exchange index (SBI 20NT)	4.19%	17.90%
Free market index (IPT)	5.07%	18.96%
Investment fund index (PIX)	5.30%	24.18%
Bond index (BIO)	0.13%	3.85%

INDUSTRIAL SECTOR INDICES	Nominal return in January 2005	Nominal return from 31 Jan 2004 to 31 Jan 2005
Food and beverages	2.04%	-5.81%
Chemicals	7.81%	30.06%
Transport	5.00%	36.41%
Trade	5.68%	20.47%

Movement of SBI 20 from 1 February 2004 to 31 January 2005





ISSUER

Ljubljana Stock Exchange Inc.
Slovenska 56
1000 Ljubljana

INFORMATIONS

E-mail:	info@ljse.si
Phone:	386 1 47-10-211 386 1 47-10-205
Contact persons:	Nataša Žabkar, Simon Mastnak

STATISTICS ON WEB:

http://www.ljse.si/StrAng/Trading/Menu/tr_dpl.htm

Top Five Official Market
4.9.2004

Turnover In SIT	
LKPG	401.268.736
RS56	296.222.500
KRKG	193.149.695
PETG	80.107.211
GRVG	70.387.390

On-line Indices
Market is closed . 4.9.2004 09:21

Index	Value	ABS	%
SBI20	4.462,07	0,00	0,00 O
IPT	3.831,30	0,00	0,00 O
PIX	4.188,36	0,00	0,00 O

News
April 8, 2004, Ljubljanska borza d.d.: MERCATOR, d.d., Ljubljana - temporary suspension of trading with MELR shares
April 7, 2004, Ljubljanska borza d.d.: Salus, d.d., Ljubljana - ex dividend date

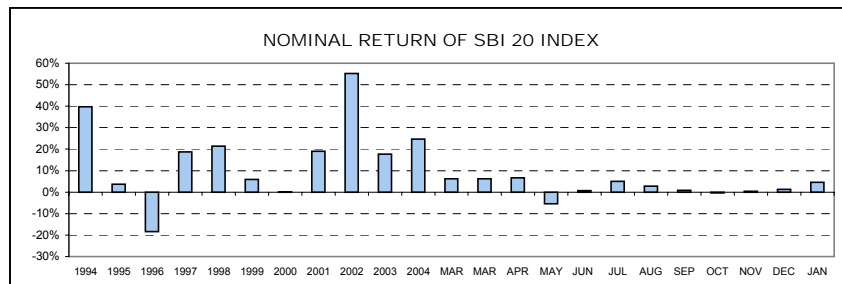
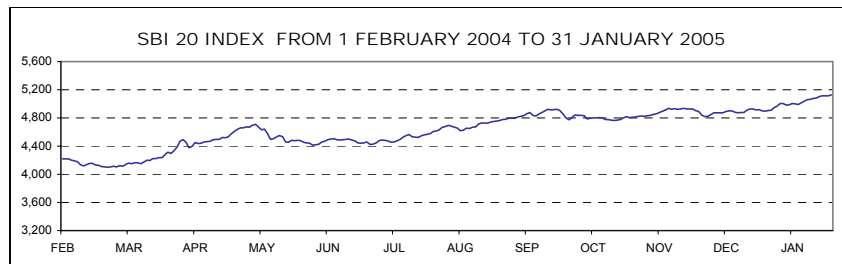
INDEX

	Page
A) STOCK EXCHANGE INDICES	1
A1) Values, yields and movements of Stock Exchange Indices	1
A2) Index compositions	4
B) NUMBER OF ISSUERS, TRADED SECURITIES AND MEMBERS	6
C) TURNOVER	7
C1) Monthly turnover by securities on official market	7
C2) Monthly turnover by securities on free market	9
C3) Most traded securities	14
C4) Turnover by LJSE members	15
C5) Monthly turnover in Years 2004 and 2005	16
D) MARKET CAPITALISATION	19
D1) Market capitalisation of shares	20
D2) Market capitalisation of bonds	23
D3) Market capitalisation of investment funds	25
E) OTHER	26
E1) Indicators (shares on official market)	26
E2) Ownership and net inflow of foreign portfolio investments	27
E3) Record values	28
E4) New listed securities and changes	29
F) LIST OF SECURITIES	30
F1) Official market	30
F2) Free market	32

A) STOCK EXCHANGE INDICES

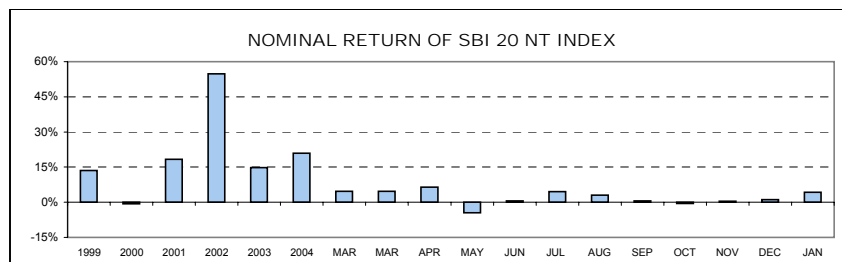
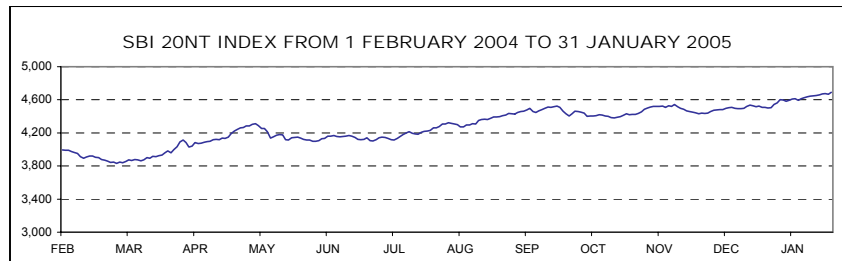
SBI 20 - SLOVENE STOCK EXCHANGE INDEX

Year	Max	Date	Min	Date	Close	Nominal return
1994	1,598.03	28 June 1994	1,131.23	21 Oct 1994	1,396.81	39.68%
1995	1,590.17	9 Nov 1995	1,016.99	13 July 1995	1,448.75	3.72%
1996	1,589.18	13 Mar 1996	891.93	10 Sept 1996	1,183.26	-18.33%
1997	1,655.36	10 Feb 1997	1,156.14	6 Jan 1997	1,404.70	18.71%
1998	2,026.47	10 Aug 1998	1,378.49	6 Jan 1998	1,705.77	21.43%
1999	1,981.87	19 Feb 1999	1,679.48	5 Jan 1999	1,806.26	5.89%
2000	1,903.66	24 Jan 2000	1,584.23	25 May 2000	1,807.94	0.09%
2001	2,159.35	19 Dec 2001	1,700.24	25 Apr 2001	2,151.59	19.01%
2002	3,547.64	8 Nov 2002	2,140.80	3 Jan 2002	3,340.20	55.24%
2003	4,034.53	5 Dec 2003	3,067.67	3 Jul 2003	3,931.64	17.71%
2004	4,935.29	15 Nov 2004	3,922.74	5 Jan 2004	4,904.48	24.74%
Year 2005	Max	Date	Min	Date	Close	Nominal return
January	5,128.56	31 Jan 2005	4,908.79	3 Jan 2005	5,128.56	4.57%



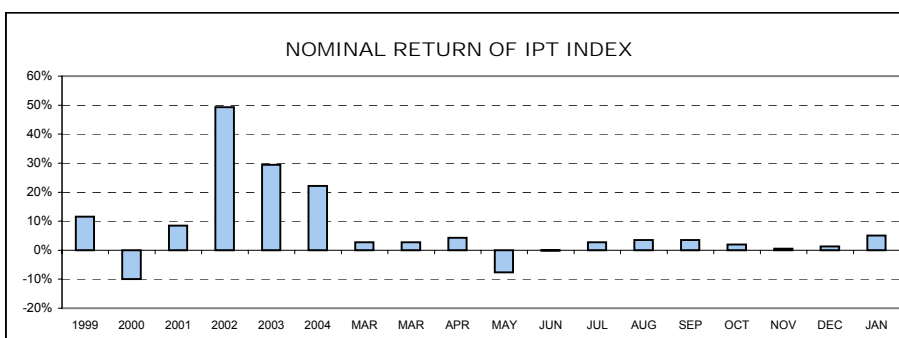
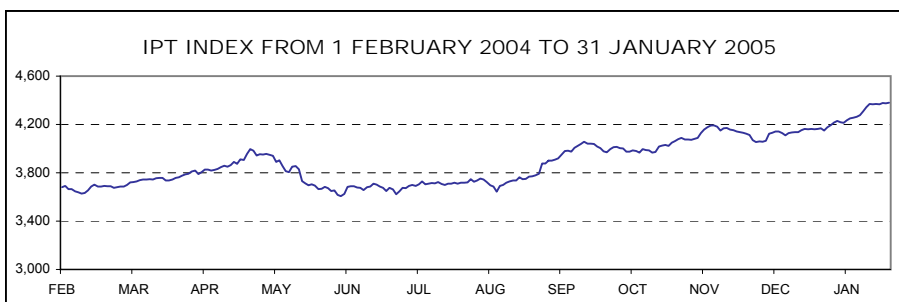
SBI 20NT - NON-WEIGHTED SLOVENE STOCK EXCHANGE

Year	Max	Date	Min	Date	Close	Nominal return
1998	1,706.07	10 Aug 1998	1,437.30	30 June 1998	1,568.87	n.a.
1999	1,871.02	8 Sept 1999	1,548.95	5 Jan 1999	1,782.03	13.59%
2000	1,841.63	25 Jan 2000	1,585.48	25 May 2000	1,769.15	-0.72%
2001	2,096.75	27 Dec 2001	1,661.96	9 May 2001	2,092.66	18.29%
2002	3,350.05	28 Nov 2002	2,082.58	3 Jan 2002	3,238.51	54.76%
2003	3,773.87	5 Dec 2003	2,932.15	3 Jul 2003	3,724.00	14.99%
2004	4,543.43	15 Nov 2004	3,719.53	5 Jan 2004	4,502.46	20.90%
Year 2005	Max	Date	Min	Date	Close	Nominal return
January	4,691.33	31 Jan 2005	4,506.46	3 Jan 2005	4,691.33	4.19%



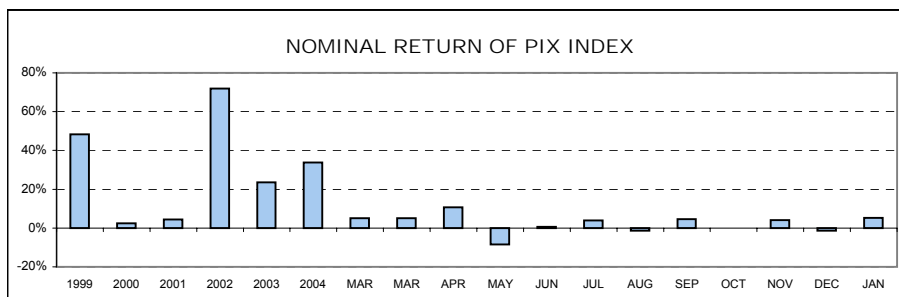
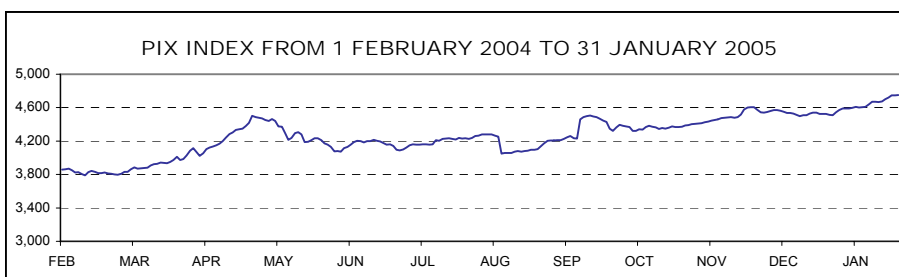
IPT - FREE MARKET INDEX

Year	Max	Date	Min	Date	Close	Nominal return
1998	1,795.31	11 Aug 1998	1,318.83	1 July 1998	1,618.99	n.a.
1999	1,806.98	30 Dec 1999	1,504.61	3 Aug 1999	1,806.98	11.61%
2000	1,772.76	24 Jan 2000	1,469.64	26 Oct 2000	1,627.44	-9.94%
2001	1,769.69	14 Dec 2001	1,415.06	23 May 2001	1,765.60	8.49%
2002	2,699.16	4 Dec 2002	1,753.43	8 Jan 2002	2,635.36	49.26%
2003	3,412.17	30 Dec 2003	2,528.38	11 Jun 2003	3,412.17	29.48%
2004	4,193.25	15 Nov 2004	3,359.89	5 Jan 2004	4,168.02	22.15%
Year 2005	Max	Date	Min	Date	Close	Nominal return
January	4,379.45	26 Jan 2005	4,150.15	3 Jan 2005	4,379.45	5.07%



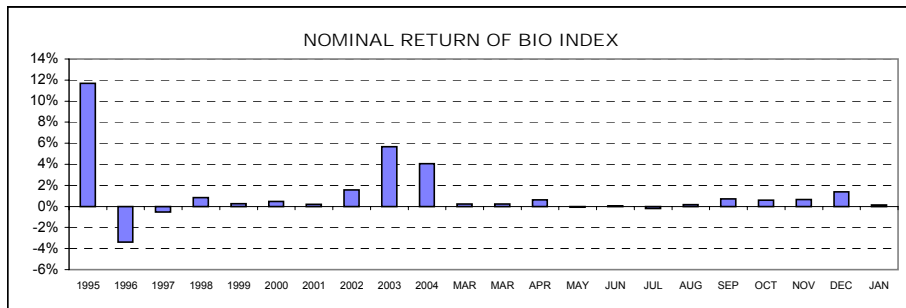
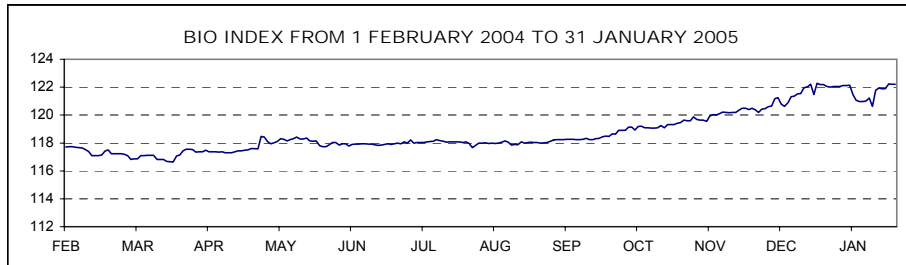
PIX - INVESTMENT FUNDS INDEX

Year	Max	Date	Min	Date	Close	Nominal return
1999	1,633.77	8 Sep 1999	965.15	5 Jan 1999	1,483.50	48.35%
2000	1,572.13	17 Jan 2000	1,097.07	25 May 2000	1,520.79	2.51%
2001	1,588.02	28 Dec 2001	1,328.44	23 May 2001	1,588.02	4.42%
2002	3,013.05	27 Nov 2002	1,551.00	3 Jan 2002	2,729.73	71.90%
2003	3,374.22	29 Dec 2003	2,558.26	12 Mar 2003	3,372.03	23.53%
2004	4,606.40	26 Nov 2004	3,367.18	5 Jan 2004	4,513.38	33.85%
Year 2005	Max	Date	Min	Date	Close	Nominal return
January	4,752.47	31 Jan 2005	4,508.47	3 Jan 2005	4,752.47	5.30%



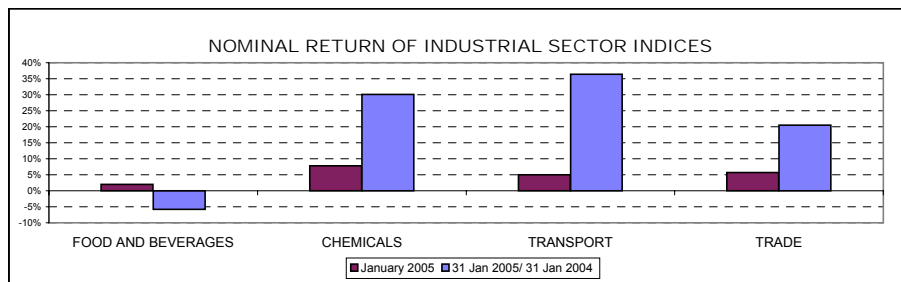
BIO - STOCK EXCHANGE BOND INDEX

Year	Max	Date	Min	Date	Close	Nominal return
1995	113.52	14 Dec 1995	100.46	5 July 1995	111.68	11.68%
1996	111.96	8 Jan 1996	106.61	28 June 1996	107.89	-3.39%
1997	110.97	8 Apr 1997	104.90	29 Jan 1997	107.31	-0.54%
1998	108.22	30 Dec 1998	101.68	25 May 1998	108.22	0.85%
1999	110.52	4 Feb 1999	104.53	16 Aug 1999	108.50	0.26%
2000	109.63	15 Dec 2000	103.96	9 June 2000	109.03	0.49%
2001	110.08	17 Sept 2001	107.81	21 Mar 2001	109.25	0.20%
2002	111.06	27 Dec 2002	107.17	12 Mar 2002	110.96	1.57%
2003	118.14	21 Nov 2003	110.20	24 Jan 2003	117.27	5.69%
2004	122.27	27 Dec 2004	116.28	14 Jan 2004	122.04	4.07%
Year 2004	Max	Date	Min	Date	Close	Nominal return
January	122.23	27 Jan 2005	120.63	20 Jan 2005	122.20	0.13%



INDUSTRIAL SECTOR INDICES

INDUSTRIAL SECTOR INDICES	Value as of 31 Jan 2005	January 2005	31 Jan 2005/ 31 Jan 2004
FOOD AND BEVERAGES	3,395.78	2.04%	-5.81%
CHEMICALS	5,071.18	7.81%	30.06%
TRANSPORT	5,270.47	5.00%	36.41%
TRADE	3,762.42	5.68%	20.47%



A2) INDEX COMPOSITIONS

COMPOSITION OF SLOVENE STOCK EXCHANGE INDEX - SBI 20 ON 31 JANUARY 2005 *

Issuer	Trading code	Adjusted number of shares	Base value in SIT	Adjusted share	Sector	Market capitalisation (free float) of index on 31 Jan 2005	Sector share
KRKA	KRKG	692,264	30,026.12	10.00	pharmaceuticals	59,707,202,344 SIT	9.67%
PETROL	PETG	890,832	22,251.50	10.00	oil and gas	62,299,213,472 SIT	16.54%
MERCATOR	MELR	1,451,287	4,520.37	10.00	trade	61,801,910,378 SIT	16.81%
PIVOVARNA LAŠKO	PILR	8,273,634	6,199.69	10.00	food and beverages	64,582,084,068 SIT	18.39%
SAVA	SAVA	1,429,490	16,791.89	10.00	chemicals	66,779,768,942 SIT	10.82%
GORENJE	GRVG	8,192,611	2,157.29	8.99	household appliances	53,775,888,973 SIT	8.71%
INTEREUROPA	IEKG	6,068,936	4,919.17	7.88	transport	47,031,644,358 SIT	14.85%
ISTRABENZ	ITBG	4,329,907	2,700.00	7.37	oil and gas	44,645,367,984 SIT	
LUKA KOPER	LKPG	5,115,201	2,310.79	7.06	transport	42,008,588,213 SIT	
MERKUR	MER	996,024	18,003.70	6.31	trade	39,840,960,000 SIT	
AERODROM LJUBLJANA	AELG	1,936,229	11,492.98	3.80	transport	25,616,077,323 SIT	
DROGA	DRPG	226,148	35,873.12	3.43	food and beverages	18,875,469,958 SIT	
DELO	DELR	500,674	29,663.00	2.54	publishing	14,769,883,000 SIT	2.39%
ŽITO	ZTOG	300,312	18,007.22	1.94	food and beverages	11,257,462,598 SIT	1.82%
KOMPAS MTS	MTSG	2,973,005	1,335.81	0.68	trade	4,456,534,495 SIT	
Market capitalisation of index						617,448,056,103.59	
Share of market capitalisation (shares official market) in index							48.47%

* the same composition have also non-weighted Slovene Stock Exchange Index - SBI 20NT

COMPOSITION OF FREE MARKET INDEX - IPT ON 31 JANUARY 2005

Issuer	Trading code	Number of shares	Base value in SIT	Share	Market capitalisation of index on 31 Jan 2005
HELIOS, DOMŽALE	HDOG	149,295	34,880.00 SIT	15.00	37,320,390,863 SIT
NFD HOLDING	NF2R	30,184,540	735.64 SIT	11.76	26,135,283,959 SIT
ZVON ENA HOLDING	ZVHR	11,520,720	1,977.88 SIT	11.10	25,709,638,752 SIT
CINKARNA CELJE	CICG	812,477	5,000.00 SIT	9.35	26,484,264,020 SIT
JUTEKS	JTKG	641,432	12,701.10 SIT	9.22	21,487,972,000 SIT
LESNINA	MILG	76,495	228,846.67 SIT	8.36	22,336,550,709 SIT
INFOND HOLDING	IFFR	16,833,414	685.23 SIT	7.22	16,980,201,370 SIT
KD HOLDING	KDHR	1,373,534	6,870.52 SIT	6.58	16,154,517,964 SIT
AKTIVA NALOŽBE	ATPG	13,591,508	955.02 SIT	6.02	13,591,508,000 SIT
TRIGLAV, FINANČNA DRUŽBA	TFDR	6,356,989	856.91 SIT	3.24	7,310,537,350 SIT
ZVON DVA HOLDING	ZV2R	14,120,934	484.45 SIT	3.09	6,936,767,618 SIT
MAKSIMA HOLDING	MAHR	6,399,850	710.06 SIT	2.95	6,453,672,739 SIT
TRIGLAV NALOŽBE	TRSG	13,182,366	410.75 SIT	2.22	5,009,299,080 SIT
ETRA 33	ETRG	45,423	102,578.57 SIT	2.06	4,758,059,250 SIT
ZLATA MONETA II	ZM2R	8,232,861	505.99 SIT	1.84	4,214,319,217 SIT
Market capitalisation of index					240,882,982,891 SIT
Share of market capitalisation (shares free market) in index					49.39%

COMPOSITION OF INVESTMENT FUNDS INDEX - PIX ON 31 JANUARY 2005

Issuer	Trading code	Adjusted number of shares	Base value in SIT	Adjusted share	Market capitalisation of index on 31 Jan 2005
TRIGLAV STEBER I, delniška ID	TG1R	6,859,540	701.10	15.00	27,187,238,027 SIT
NFD 1 DELNIŠKI INVESTICIJSKI SKLAD	NF1N	75,933,164	65.42	15.00	27,458,191,434 SIT
INFOND ID	IFIR	8,132,314	1,691.31	12.12	23,071,049,525 SIT
KD ID	KDIN	92,046,145	57.74	11.82	22,258,598,784 SIT
ZLATA MONETA I, ID	ZM1N	136,595,600	23.56	11.59	21,179,147,780 SIT
MAKSIMA ID	MAIR	7,811,823	1,707.96	11.44	21,784,205,854 SIT
KRONA SENIOR	SN0N	73,170,428	26.93	6.72	12,453,606,846 SIT
MODRA LINIJA	ML0G	34,156,833	170.00	5.05	9,051,560,745 SIT
ZVON ENA ID	ZVIR	2,277,577	2,500.14	4.03	7,936,376,487 SIT
VIPA INVEST	VIIN	3,079,247	1,674.92	3.80	6,886,828,293 SIT
INFOND ID 1	IFDR	4,956,471	1,232.99	3.42	6,479,594,538 SIT
Market capitalisation of index					185,746,398,313 SIT
Share of market capitalisation (inv.funds) in index					75.01%

COMPOSITION OF STOCK EXCHANGE BOND INDEX - BIO
ON 31 JANUARY 2005

Bonds	Trading code	Base value	Share
SLOVENSKA ODŠKODNINSKA DRUŽBA 2 nd issue	SOS2E	104.03	50.00
REPUBLIKA SLOVENIJA 53 rd issue	RS53	103.50	28.26
ABANKA VIPA 8 th ISSUE	AB08	101.10	7.69
PROBANKA 7 th ISSUE	PRB7	101.70	7.46
BTC 2 nd ISSUE	BTC2	106.00	6.59

COMPOSITIONS OF INDUSTRIAL SECTOR INDICES
ON 31 JANUARY 2005

Food and beverages

Issuer	Trading code	Base value in SIT	Adjusted number of shares	Adjusted share
PIVOVARNA LAŠKO	PILR	1,343,989	6,199.69	42.39
DROGA	DRPG	62,226	35,873.12	24.62
ŽITO	ZTOG	112,371	18,007.22	18.97
MIP	MIPG	1,478,742	2,130.00	14.02

Chemicals

Issuer	Trading code	Base value in SIT	Adjusted number of shares	Adjusted share
HELIOS, DOMŽALE	HDOG	123,242	34,880.00	37.03
CINKARNA CELJE	CICG	664,926	5,000.00	22.88
BELINKA	BELG	2,630,789	6,900.00	20.21
ETOL	ETOG	254,619	58,999.00	19.88

Transport

Issuer	Trading code	Base value in SIT	Adjusted number of shares	Adjusted share
INTEREUROPA	IEKG	4,530,542	4,919.17	38.11
LUKA KOPER	LKPG	4,164,868	2,310.79	37.29
AERODROM LJUBLJANA	AELG	1,936,229	2,108.12	24.6

Trade

Issuer	Trading code	Base value in SIT	Adjusted number of shares	Adjusted share
MERCATOR	MELR	362,066	4,520.37	40.25
MERKUR	MER	200,853	18,003.70	20.53
LESNINA	MILG	21,200	145,000.00	14.41
SALUS, LJUBLJANA	SALR	40,868	54,666.67	13.89
KOMPAS MTS	MTSG	2,973,005	1,705.14	10.93

B) NUMBER OF ISSUERS, TRADED
SECURITIES AND MEMBERS

	31 Dec 2002	31 Dec 2003	31 Dec 2004	31 Jan 2005
NUMBER OF ISSUERS	191	181	172	173
Official market	48	45	40	40
Shares	35	32	29	29
Bonds	15	13	11	11
Free market	148	140	137	138
Shares	101	102	111	112
Bonds	14	12	15	15
Authorised closed-end funds	29	18	-	
Closed-end funds	4	8	11	11
Pension coupons	1	-	-	-
	31 Dec 2002	31 Dec 2003	31 Dec 2004	31 Jan 2005
NUMBER OF SECURITIES	266	254	254	254
Official market	109	106	105	104
Shares	36	32	29	29
Bonds	73	74	76	75
Free market	157	148	149	150
Shares	104	104	113	114
Bonds	19	18	25	25
Authorised closed-end funds	29	18	-	
Closed-end funds	4	8	11	11
Pension coupons	1	-	-	-
Short term securities	10	10	10	10
	31 Dec 2002	31 Dec 2003	31 Dec 2004	31 Jan 2005
NUMBER OF MEMBERS	27	27	27	27

C) TURNOVER

C1) TURNOVER BY SECURITIES ON OFFICIAL MARKET IN JANUARY 2005

1. Shares

Issue	Total (in SIT)	Total (in EUR)	Block trades (in SIT)	Cross trades (in SIT)	Share in total turnover on official market	Share in turnover of shares	Volume in pieces	Number of bargains
Total shares	15,501,544,573	64,654,327	5,680,395,545	1,548,429,916	78.30%	100.00%	1,465,893	7,402
Common shares	15,500,617,254	64,650,459	5,680,395,545	1,548,186,027	78.29%	99.99%	1,465,756	7,396
1 GORENJE	3,539,175,465	14,761,391	3,089,825,505	29,539,792	17.88%	22.83%	545,719	501
2 KRKA	2,998,145,767	12,504,740	900,551,508	295,958,960	15.14%	19.34%	37,236	1,379
3 PETROL	1,843,731,501	7,689,795	530,109,130	152,787,648	9.31%	11.89%	27,217	867
4 MERCATOR	1,345,846,671	5,613,318	168,387,400	172,495,266	6.80%	8.68%	32,456	724
5 KOLINSKA	993,539,629	4,143,793	0	374,534,282	5.02%	6.41%	154,026	458
6 AERODROM LJUBLJANA	901,824,309	3,761,259	394,170,000	63,904,342	4.55%	5.82%	68,599	547
7 LUKA KOPER	807,806,157	3,369,295	0	175,433,806	4.08%	5.21%	98,357	609
8 MERKUR	530,830,727	2,213,995	92,894,502	30,725,141	2.68%	3.42%	13,867	275
9 INTEREUROPA	503,933,536	2,101,823	114,000,000	83,107,916	2.55%	3.25%	65,941	221
10 KOMPAS MTS	432,974,426	1,805,980	390,457,500	3,941,425	2.19%	2.79%	290,068	40
11 ISTRABENZ	389,931,689	1,626,293	0	32,281,727	1.97%	2.52%	38,788	348
12 PIVOVARNA LAŠKO	353,086,213	1,472,694	0	19,655,727	1.78%	2.28%	46,544	386
13 SAVA	322,086,948	1,343,382	0	16,713,335	1.63%	2.08%	6,901	412
14 TERME ČATEŽ	112,640,734	469,814	0	63,216,750	0.57%	0.73%	2,766	72
15 SALUS, LJUBLJANA	91,752,748	382,690	0	3,160,008	0.46%	0.59%	691	45
16 ŽITO	65,725,330	274,135	0	3,664,106	0.33%	0.42%	1,747	127
17 DROGA	63,797,116	266,084	0	5,756,993	0.32%	0.41%	726	97
18 ETOL	61,588,853	256,887	0	2,229,199	0.31%	0.40%	1,018	38
19 DELO	60,429,242	252,041	0	3,257,750	0.31%	0.39%	2,018	31
20 DELO PRODAJA	32,289,539	134,670	0	81,249	0.16%	0.21%	5,148	50
21 COMET	13,530,106	56,434	0	5,927,630	0.07%	0.09%	5,186	13
22 EMONA OBALA	9,687,949	40,410	0	8,651,351	0.05%	0.06%	9,589	41
23 RADENSKA	9,423,160	39,302	0	350,541	0.05%	0.06%	4,689	59
24 MLINOTEST	7,322,914	30,543	0	0	0.04%	0.05%	3,803	15
25 GEODETSKI ZAVOD SLOVENIJE	5,299,529	22,104	0	277,365	0.03%	0.03%	2,463	13
26 TEHNOUNION	2,172,137	9,059	0	185,350	0.01%	0.01%	130	14
27 PIVOVARNA UNION	1,940,018	8,091	0	320,018	0.01%	0.01%	30	9
28 NIKA	104,841	437	0	28,350	0.00%	0.00%	33	5
Preferred shares	927,319	3,868	0	243,889	0.00%	0.01%	137	6
1 PROBANKA	927,319	3,868	0	243,889	0.00%	0.01%	137	6

2. Bonds

Issue	Total (in SIT)	Total EUR	(in Block trades (in SIT)	Cross trades (in SIT)	Share in total turnover on official market	Share in turnover of bonds	Volume in pieces	Number of bargains
Total bonds	4,297,014,388	17,921,514	3,642,036,267	209,281,494	21.70%	100.00%	531,276	695
1 REPUBLIKA SLOVENIJA 51 st issue	1,920,522,470	8,009,530	1,908,561,500	1,505,100	9.70%	44.69%	184,046	9
2 REPUBLIKA SLOVENIJA 55 th issue	808,022,214	3,370,045	545,779,250	9,484,614	4.08%	18.80%	78,405	80
3 REPUBLIKA SLOVENIJA 57 th issue	372,152,805	1,552,290	363,492,900	7,580,005	1.88%	8.66%	34,680	10
4 REPUBLIKA SLOVENIJA 21 st issue	265,048,875	1,105,542	239,497,875	1,557,000	1.34%	6.17%	29,784	16
5 NOVA KBM 6 th issue	203,860,000	850,228	203,860,000	0	1.03%	4.74%	2,000	3
6 REPUBLIKA SLOVENIJA 10 th issue	166,637,856	694,959	164,183,846	2,246,757	0.84%	3.88%	32,389	5
7 REPUBLIKA SLOVENIJA 56 th issue	131,379,632	547,983	127,270,550	1,942,500	0.66%	3.06%	12,573	12
8 REPUBLIKA SLOVENIJA 39 th issue	115,340,312	481,068	0	24,964,072	0.58%	2.68%	143,536	397
9 BTC HIPOTEKARNE	89,720,440	374,232	89,390,346	330,095	0.45%	2.09%	3,513	3
10 NLB 10 th issue	34,864,000	145,411	0	34,864,000	0.18%	0.81%	330	4
11 REPUBLIKA SLOVENIJA 29 th issue	29,149,907	121,584	0	7,034,235	0.15%	0.68%	1,125	14
12 REPUBLIKA SLOVENIJA 27 th issue	21,964,110	91,607	0	17,846,710	0.11%	0.51%	2,049	8
13 REPUBLIKA SLOVENIJA 38 th issue	20,426,429	85,196	0	16,452,272	0.10%	0.48%	755	11
14 REPUBLIKA SLOVENIJA 32 nd issue	19,923,526	83,098	0	18,713,760	0.10%	0.46%	776	11
15 REPUBLIKA SLOVENIJA 53 rd issue	16,995,695	70,882	0	14,368,283	0.09%	0.40%	653	8
16 REPUBLIKA SLOVENIJA 43 rd issue	13,872,485	57,859	0	12,437,485	0.07%	0.32%	1,365	5
17 REPUBLIKA SLOVENIJA 26 th issue	9,402,574	39,215	0	6,990,293	0.05%	0.22%	365	13
18 REPUBLIKA SLOVENIJA 25 th issue	8,703,775	36,301	0	7,084,025	0.04%	0.20%	836	6
19 BANKA CELJE 8 th issue	6,345,933	26,468	0	0	0.03%	0.15%	260	1
20 STANOVANJSKI SKLAD RS 2 nd issue	6,337,793	26,433	0	2,678,329	0.03%	0.15%	78	4
21 ABANKA VIPA 7 th issue	4,396,615	18,337	0	0	0.02%	0.10%	177	1
22 REPUBLIKA SLOVENIJA 33 rd issue	4,003,660	16,699	0	3,829,579	0.02%	0.09%	23	2
23 REPUBLIKA SLOVENIJA 40 th issue	3,527,160	14,712	0	414,960	0.02%	0.08%	340	15
24 ABANKA 6 th issue	3,205,133	13,368	0	0	0.02%	0.07%	131	6
25 HOTELI BERNARDIN	2,559,079	10,673	0	2,559,079	0.01%	0.06%	29	1
26 REPUBLIKA SLOVENIJA 31 st issue	2,076,750	8,661	0	2,076,750	0.01%	0.05%	195	1
27 REPUBLIKA SLOVENIJA 48 th issue	2,051,672	8,558	0	1,229,946	0.01%	0.05%	82	7
28 REPUBLIKA SLOVENIJA 49 th issue	1,896,778	7,911	0	1,802,021	0.01%	0.04%	20	4
29 BANKA VIPA 4 th issue	1,716,299	7,158	0	476,081	0.01%	0.04%	72	3
30 NLB 13 th issue	1,673,000	6,978	0	1,080,000	0.01%	0.04%	15	2
31 ABANKA 4 th issue	1,438,708	6,001	0	1,438,708	0.01%	0.03%	60	4
32 REPUBLIKA SLOVENIJA 54 th issue	1,425,600	5,946	0	1,425,600	0.01%	0.03%	132	3
33 REPUBLIKA SLOVENIJA 41 st issue	1,242,000	5,180	0	1,242,000	0.01%	0.03%	120	1
34 REPUBLIKA SLOVENIJA 18 th issue	1,087,096	4,534	0	622,002	0.01%	0.03%	42	4
35 REPUBLIKA SLOVENIJA 35 th issue	815,040	3,399	0	626,940	0.00%	0.02%	78	2
36 REPUBLIKA SLOVENIJA 22 nd issue	751,104	3,132	0	280,854	0.00%	0.02%	72	3
37 REPUBLIKA SLOVENIJA 50 th issue	643,038	2,682	0	643,038	0.00%	0.01%	26	2
38 REPUBLIKA SLOVENIJA 37 th issue	625,140	2,608	0	625,140	0.00%	0.01%	60	1
39 BANKA VIPA 5 th issue	375,981	1,568	0	375,981	0.00%	0.01%	16	2
40 BTC 2 nd issue	279,823	1,167	0	0	0.00%	0.01%	49	3
41 NLB 11 th issue	247,431	1,032	0	247,431	0.00%	0.01%	1	1
42 BANKA VIPA 7 th issue	145,307	606	0	145,307	0.00%	0.00%	4	2
43 REPUBLIKA SLOVENIJA 28 th issue	61,800	258	0	0	0.00%	0.00%	6	2
44 BANKA VIPA 6 th issue	60,542	253	0	60,542	0.00%	0.00%	2	2
45 STANOVANJSKI SKLAD RS 1 st issue	38,801	162	0	0	0.00%	0.00%	6	1
46 ABANKA 3 rd issue	0	0	0	0	0.00%	0.00%	0	0
47 ABANKA 5 th issue	0	0	0	0	0.00%	0.00%	0	0
48 BANKA CELJE 3 rd issue	0	0	0	0	0.00%	0.00%	0	0
49 BANKA CELJE 4 th issue	0	0	0	0	0.00%	0.00%	0	0
50 BANKA CELJE 5 th issue	0	0	0	0	0.00%	0.00%	0	0
51 BANKA CELJE 6 th issue, A series	0	0	0	0	0.00%	0.00%	0	0
52 BANKA CELJE 6 th issue, B series	0	0	0	0	0.00%	0.00%	0	0
53 BANKA CELJE 7 th issue	0	0	0	0	0.00%	0.00%	0	0
54 BANKA VIPA 2 nd issue	0	0	0	0	0.00%	0.00%	0	0
55 BANKA VIPA 3 rd issue	0	0	0	0	0.00%	0.00%	0	0
56 DEŽELNA BANKA SLOVENIJE 3 rd issue	0	0	0	0	0.00%	0.00%	0	0
57 NFD INVESTICIJSKO SVETOVANJE	0	0	0	0	0.00%	0.00%	0	0
58 NLB 12 th issue	0	0	0	0	0.00%	0.00%	0	0
59 NLB 2 nd issue, A series	0	0	0	0	0.00%	0.00%	0	0
60 NLB 2 nd issue, B series	0	0	0	0	0.00%	0.00%	0	0
61 NLB 3 rd issue	0	0	0	0	0.00%	0.00%	0	0
62 NLB 9 th issue	0	0	0	0	0.00%	0.00%	0	0
63 NOVA KBM 2 nd issue	0	0	0	0	0.00%	0.00%	0	0
64 NOVA KBM 3 rd issue, A series	0	0	0	0	0.00%	0.00%	0	0
65 NOVA KBM 3 rd issue, B series	0	0	0	0	0.00%	0.00%	0	0
66 NOVA KBM 5 th issue	0	0	0	0	0.00%	0.00%	0	0
67 REPUBLIKA SLOVENIJA 17 th issue	0	0	0	0	0.00%	0.00%	0	0
68 REPUBLIKA SLOVENIJA 23 rd issue	0	0	0	0	0.00%	0.00%	0	0
69 REPUBLIKA SLOVENIJA 34 th issue	0	0	0	0	0.00%	0.00%	0	0
70 REPUBLIKA SLOVENIJA 36 th issue	0	0	0	0	0.00%	0.00%	0	0
71 REPUBLIKA SLOVENIJA 42 nd issue	0	0	0	0	0.00%	0.00%	0	0
72 REPUBLIKA SLOVENIJA 44 th issue	0	0	0	0	0.00%	0.00%	0	0
73 REPUBLIKA SLOVENIJA 45 th issue	0	0	0	0	0.00%	0.00%	0	0
74 REPUBLIKA SLOVENIJA 52 nd issue	0	0	0	0	0.00%	0.00%	0	0
75 SKB OBVEZNICE 4 th issue, A series	0	0	0	0	0.00%	0.00%	0	0
76 SKB OBVEZNICE 4 th issue, B series	0	0	0	0	0.00%	0.00%	0	0
Total official market	19,798,558,961	82,575,841	9,322,431,812	1,757,711,410	100.00%	-	1,997,169	8,097

C2) TURNOVER BY SECURITIES ON FREE MARKET IN JANUARY 2005

1. Shares (1)

Issue	Total (in SIT)	Total (in EUR)	Block trades (in SIT)	Cross trades (in SIT)	Share in total turnover on free market	Share in turnover of shares	Volume in pieces	Number of bargains
Total shares	2,968,018,532	12,379,142	556,394,757	417,492,413	30.38%	100.00%	1,803,542	9,697
Total common shares	2,959,896,614	12,345,267	556,394,757	415,316,305	30.30%	99.73%	1,802,285	9,590
1 HELIOS, DOMŽALE	458,610,277	1,912,698	0	82,563,805	4.69%	15.45%	1,906	134
2 NFD HOLDING	332,476,841	1,386,682	198,600,000	25,208,494	3.40%	11.20%	451,694	1,012
3 JUTEKS	278,762,797	1,162,707	0	35,893,281	2.85%	9.39%	8,343	122
4 CINKARNA CELJE	245,872,396	1,025,490	0	27,199,678	2.52%	8.28%	7,951	224
5 KD GROUP	205,777,000	858,320	195,300,000	3,362,000	2.11%	6.93%	1,904	9
6 INFOND HOLDING	154,653,833	645,048	0	18,971,716	1.58%	5.21%	157,007	593
7 ZVON ENA HOLDING	150,092,577	626,008	0	25,115,885	1.54%	5.06%	67,806	486
8 DZS	119,232,978	497,300	96,164,757	3,710,000	1.22%	4.02%	22,630	32
9 VIPA HOLDING	92,780,850	386,981	66,330,000	0	0.95%	3.13%	93,843	150
10 LESNINA	80,992,020	337,817	0	3,664,000	0.83%	2.73%	290	61
11 AKTIVA INVEST	80,460,001	335,586	0	41,670,001	0.82%	2.71%	2,682	576
12 KD HOLDING	69,741,830	290,885	0	8,128,529	0.71%	2.35%	6,164	368
13 ARKADA HOLDING	62,551,129	260,886	0	6,811,071	0.64%	2.11%	64,457	404
14 AKTIVA NALOŽBE	54,425,752	227,002	0	31,457,735	0.56%	1.83%	54,425	470
15 SATURNUS EMBALAŽA	42,753,807	178,327	0	5,054,126	0.44%	1.44%	927	24
16 ZVON DVA HOLDING	38,413,820	160,218	0	4,629,387	0.39%	1.29%	78,727	494
17 MAKSIMA HOLDING	32,724,365	136,489	0	1,392,459	0.33%	1.10%	32,233	472
18 ISKRA AVTOELEKTRIKA	30,864,728	128,733	0	846,667	0.32%	1.04%	3,330	47
19 ZLATA MONETA II	29,994,655	125,103	0	1,175,252	0.31%	1.01%	58,314	190
20 ETRA 33	27,185,093	113,389	0	1,271,180	0.28%	0.92%	258	43
21 MIP	24,576,430	102,510	0	20,417,838	0.25%	0.83%	11,290	21
22 TRIGLAV, FINANČNA DRUŽBA	22,667,191	94,542	0	4,499,991	0.23%	0.76%	19,709	429
23 BELINKA	22,049,730	91,966	0	660,000	0.23%	0.74%	3,702	30
24 MITOL SEŽANA	18,964,002	79,094	0	4,400,000	0.19%	0.64%	4,310	8
25 MAKSIMA INVEST	18,321,042	76,415	0	1,385,138	0.19%	0.62%	36,974	459
26 GORENJSKI TISK	17,467,737	72,857	0	7,323,387	0.18%	0.59%	5,008	26
27 TRIGLAV NALOŽBE	16,229,040	67,689	0	3,021,760	0.17%	0.55%	42,708	437
28 LIP BLEĐ	16,146,165	67,340	0	6,013,706	0.17%	0.54%	14,770	33
29 INFOND HOLDING 1	11,307,022	47,161	0	3,199,865	0.12%	0.38%	17,832	430
30 JADRAN	11,141,000	46,464	0	46,000	0.11%	0.38%	2,423	7
31 VIZIJA HOLDING	11,046,000	46,072	0	34,300	0.11%	0.37%	15,780	147
32 TOSAMA	10,463,411	43,642	0	923,681	0.11%	0.35%	804	34
33 KS2 NALOŽBE	10,232,558	42,679	0	0	0.10%	0.34%	25,575	142
34 HOTELI PALACE	9,097,990	37,947	0	1,008,000	0.09%	0.31%	6,060	52
35 INTERTRADE ITS	8,846,000	36,896	0	5,654,000	0.09%	0.30%	4,423	32
36 VIZIJA HOLDING ENA	8,830,800	36,833	0	27,600	0.09%	0.30%	14,718	147
37 POM-INVEST	8,816,779	36,774	0	2,714,451	0.09%	0.30%	10,208	84
38 MEDALJON	8,073,693	33,674	0	1,092,635	0.08%	0.27%	3,269	25
39 VELANA	6,382,789	26,620	0	4,147,180	0.07%	0.22%	10,414	14
40 MERCATA	6,032,442	25,161	0	850,998	0.06%	0.20%	13,747	96
41 HRAM HOLDING	5,167,108	21,552	0	1,317,125	0.05%	0.17%	14,588	68
42 M1	5,137,429	21,427	0	288,420	0.05%	0.17%	10,828	77
43 RTC KRVAVEC	4,893,000	20,406	0	0	0.05%	0.16%	9,786	1
44 CETIS	4,705,305	19,626	0	374,700	0.05%	0.16%	111	23
45 AKTIVA AVANT	4,412,250	18,403	0	730,350	0.05%	0.15%	9,805	90
46 NIKO	4,400,600	18,355	0	186,000	0.05%	0.15%	142	8
47 MELAMIN	4,243,600	17,699	0	963,000	0.04%	0.14%	808	9
48 GOZDNO GOSPODARSTVO BLEĐ	4,074,097	16,993	0	1,700,000	0.04%	0.14%	1,625	11
49 POM-NALOŽBE	3,930,275	16,392	0	333,796	0.04%	0.13%	10,208	84
50 ALPETOUR POTOVALNA AGENCIJA	3,656,062	15,249	0	3,138,562	0.04%	0.12%	1,469	16
51 MODRA LINIJA HOLDING	3,454,190	14,407	0	1,768,240	0.04%	0.12%	3,757	54
52 SLOVENIJALES	3,385,334	14,120	0	253,304	0.03%	0.11%	291	18
53 GRAND HOTEL UNION	3,334,817	13,908	0	25,000	0.03%	0.11%	1,337	10
54 ŽITO INTES	3,162,591	13,190	0	0	0.03%	0.11%	15,833	5
55 UNITAS, LJUBLJANA	3,071,208	12,810	0	0	0.03%	0.10%	1,290	6
56 AGROKOMBINAT MARIBOR	2,741,825	11,436	0	2,301,335	0.03%	0.09%	2,845	16
57 NAMA	2,635,020	10,990	0	0	0.03%	0.09%	1,070	9
58 FINIRA	2,629,047	10,965	0	564,335	0.03%	0.09%	7,904	95
59 TRDNJAVA HOLDING	2,505,036	10,448	0	188,712	0.03%	0.08%	8,016	25
60 JAVOR PIVKA	2,333,600	9,733	0	697,370	0.02%	0.08%	3,482	18
61 D HOLDING	2,283,676	9,525	0	185,370	0.02%	0.08%	7,570	42
62 KLASJE CELJE	2,174,220	9,068	0	0	0.02%	0.07%	4,486	10
63 HIDROTEHNIK	2,111,204	8,806	0	0	0.02%	0.07%	1,482	5
64 TEKSTINA	2,003,620	8,357	0	136,096	0.02%	0.07%	5,869	12
65 CERTIUS INVEST	1,955,600	8,156	0	76,000	0.02%	0.07%	4,889	25
66 FRUCTAL	1,905,582	7,948	0	339,750	0.02%	0.06%	1,275	29
67 MARINA PORTOROŽ	1,710,000	7,133	0	0	0.02%	0.06%	180	6
68 SVILA	1,631,882	6,806	0	28,592	0.02%	0.05%	278,728	49
69 IMP ČRPALKE LJUBLJANA	1,157,400	4,827	0	822,600	0.01%	0.04%	643	25
70 KRONA HOLDING	1,054,374	4,398	0	107,124	0.01%	0.04%	2,343	14

1. Shares (2)

	Issue	Total (in SIT)	Total (in EUR)	Block trades (in SIT)	Cross trades (in SIT)	Share in total turnover on free market	Share in turnover of shares	Volume in pieces	Number of bargains
71	PLAMA - PUR	1,026,600	4,282	0	0	0.01%	0.03%	323	3
72	TOVARNA SLADKORJA ORMOŽ	992,957	4,141	0	0	0.01%	0.03%	136	8
73	LIZ INŽENIRING	984,000	4,104	0	0	0.01%	0.03%	656	4
74	CREINA	957,710	3,994	0	814,800	0.01%	0.03%	199	3
75	LIV POSTOJNA	952,000	3,971	0	17,000	0.01%	0.03%	56	4
76	JATA EMONA	848,980	3,541	0	220,000	0.01%	0.03%	807	4
77	CAP NALOŽBE	830,855	3,465	0	149,498	0.01%	0.03%	2,816	28
78	UNIT-AS LJUBLJANA	799,100	3,333	0	0	0.01%	0.03%	268	5
79	INLES	761,120	3,175	0	0	0.01%	0.03%	1,072	3
80	FOND INVEST	725,341	3,025	0	77,488	0.01%	0.02%	571	56
81	LESNINA EMMI	639,208	2,666	0	414,680	0.01%	0.02%	861	9
82	KOMPAS HOTELI	615,000	2,565	0	423,000	0.01%	0.02%	81	4
83	MK TISKARNA	494,598	2,063	0	494,598	0.01%	0.02%	206	6
84	KOŠAKI TMI	465,000	1,940	0	465,000	0.00%	0.02%	31	1
85	TRDNJAVA I HOLDING	454,857	1,897	0	10,272	0.00%	0.02%	1,417	6
86	KEMA PUCONCI	381,360	1,590	0	0	0.00%	0.01%	56	1
87	COLOR	281,280	1,173	0	64,400	0.00%	0.01%	126	5
88	ELMO	273,460	1,141	0	0	0.00%	0.01%	408	3
89	OLJARICA, KRANJ	146,664	612	0	0	0.00%	0.00%	24	1
90	CAPITA	104,595	436	0	0	0.00%	0.00%	190	1
91	DANA	91,350	381	0	0	0.00%	0.00%	63	3
92	ZDRAVILIŠČE ROGAŠKA	56,161	234	0	10,431	0.00%	0.00%	330	2
93	ŽELEZARNA RAVNE - MONTER DRAVOGRAD	52,935	221	0	40,600	0.00%	0.00%	38	3
94	GEA COLLEGE	21,870	91	0	21,870	0.00%	0.00%	18	1
95	AVTOPREVOZNIŠTVO IN SERVISI	21,091	88	0	21,091	0.00%	0.00%	257	2
96	GRADIS. GP LJUBLJANA	0	0	0	0	0.00%	0.00%	0	0
97	SVILANIT KAMNIK	0	0	0	0	0.00%	0.00%	0	0
98	TERME DOBRNA	0	0	0	0	0.00%	0.00%	0	0
99	EGOLES	0	0	0	0	0.00%	0.00%	0	0
100	METALKA TRGOVINA	0	0	0	0	0.00%	0.00%	0	0
101	GORIŠKE OPEKARNE	0	0	0	0	0.00%	0.00%	0	0
102	MEDVEŠEK PUŠNIK	0	0	0	0	0.00%	0.00%	0	0
103	IMP KLIMAT	0	0	0	0	0.00%	0.00%	0	0
104	GEA TOVARNA OLJA	0	0	0	0	0.00%	0.00%	0	0
105	INTARA	0	0	0	0	0.00%	0.00%	0	0
106	JELEN GOSTINSKO PODJETJE	0	0	0	0	0.00%	0.00%	0	0
107	L EGOLES	0	0	0	0	0.00%	0.00%	0	0
108	UPIMO GROUP	0	0	0	0	0.00%	0.00%	0	0
109	NK2 NALOŽBE	0	0	0	0	0.00%	0.00%	0	0
110	INTEGRAL JESENICE	0	0	0	0	0.00%	0.00%	0	0
111	SWATY	0	0	0	0	0.00%	0.00%	0	0
112	INTERTRADE ITA	0	0	0	0	0.00%	0.00%	0	0
113	SUJAJ HRASTNIK	0	0	0	0	0.00%	0.00%	0	0
	Preferred shares	8,121,918	33,875	0	2,176,108	0.08%	0.27%	1,257	107
1	KD HOLDING	8,121,918	33,875	0	2,176,108	0.08%	0.27%	1,257	107
2	ZDRAVILIŠČE ROGAŠKA	0	0	0	0	0.00%	0.00%	0	0

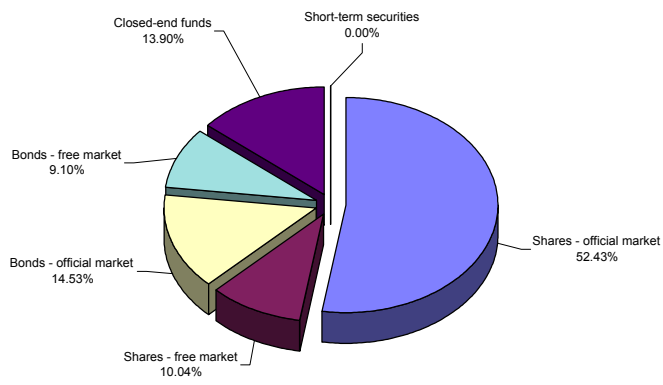
2. Bonds

Issue	Total (in SIT)	Total (in EUR)	Block trades (in SIT)	Cross trades (in SIT)	Share in total turnover on free market	Share in turnover of bonds	Volume in pieces	Number of bargains
Total bonds	2,691,184,376	11,224,344	1,773,607,048	276,863,364	27.55%	100.00%	134,261	389
1 SLOV. ODŠKODNINSKA DRUŽBA 2 nd issue	1,608,855,407	6,710,204	713,512,798	266,840,665	16.47%	59.78%	123,857	371
2 DARS 1 st issue	865,269,750	3,608,876	863,214,250	985,500	8.86%	32.15%	8,024	8
3 NLB 15 th issue	196,880,000	821,097	196,880,000	0	2.02%	7.32%	1,880	2
4 POŠTNA BANKA SLOVENIJE 5 th issue	9,412,006	39,257	0	4,402,120	0.10%	0.35%	39	2
5 PROBANKA 6 th issue	8,222,600	34,296	0	3,147,798	0.08%	0.31%	337	2
6 PROBANKA 7 th issue	1,487,281	6,204	0	1,487,281	0.02%	0.06%	61	1
7 KD INVESTMENTS 1 st issue	783,313	3,267	0	0	0.01%	0.03%	60	1
8 STANOVANJSKI SKLAD 3 rd issue	274,019	1,143	0	0	0.00%	0.01%	3	2
9 ABANKA VIPA 8 th issue	0	0	0	0	0.00%	0.00%	0	0
10 ABANKA VIPA 9 th issue	0	0	0	0	0.00%	0.00%	0	0
11 AUTOCOMMERCE 1 st issue	0	0	0	0	0.00%	0.00%	0	0
12 BANKA KOPER 4 th issue	0	0	0	0	0.00%	0.00%	0	0
13 BANKA ZASAVJE 3 rd issue	0	0	0	0	0.00%	0.00%	0	0
14 DEŽELNA BANKA SLOVENIJE 4 th issue	0	0	0	0	0.00%	0.00%	0	0
15 NLB 14 th issue	0	0	0	0	0.00%	0.00%	0	0
16 NLB 7 th issue	0	0	0	0	0.00%	0.00%	0	0
17 NLB 8 th issue	0	0	0	0	0.00%	0.00%	0	0
18 POŠTNA BANKA SLOVENIJE 2 nd issue	0	0	0	0	0.00%	0.00%	0	0
19 POŠTNA BANKA SLOVENIJE 3 rd issue	0	0	0	0	0.00%	0.00%	0	0
20 POTEZA NALOŽBE	0	0	0	0	0.00%	0.00%	0	0
21 PROBANKA 4 th issue	0	0	0	0	0.00%	0.00%	0	0
22 PROBANKA 5 th issue	0	0	0	0	0.00%	0.00%	0	0
23 SIP STROJNA INDUSTRIJA 1 st issue, A series	0	0	0	0	0.00%	0.00%	0	0
24 SIP STROJNA INDUSTRIJA 1 st issue, B series	0	0	0	0	0.00%	0.00%	0	0
25 ZAVAROVALNICA TRIGLAV 1 st issue	0	0	0	0	0.00%	0.00%	0	0
Total free market (shares and bonds)	5,659,202,908	23,603,486	2,330,001,805	694,355,777	57.92%	-	1,937,803	10,086

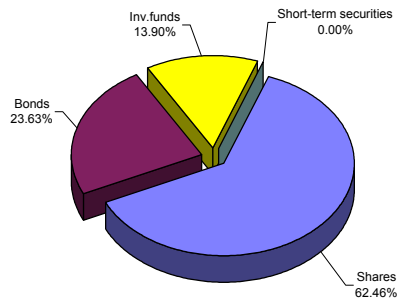
3. Investment funds

Issue	Total (in SIT)	Total (in EUR)	Block trades (in SIT)	Cross trades (in SIT)	Share in total turnover on free market	Share in turnover of closed-end funds	Volume in pieces	Number of bargains
Total closed-end funds	4,110,906,796	17,146,060	1,237,942,800	523,935,236	42.08%	100.00%	7,593,667	5,987
1 TRIGLAV STEBER I, delniška ID	1,531,399,477	6,387,338	977,914,500	67,207,122	15.67%	37.25%	387,051	876
2 MAKSIMA, delniška ID	549,829,613	2,293,277	200,004,300	60,764,849	5.63%	13.37%	207,940	853
3 INFOND ID	499,655,572	2,083,961	0	87,364,150	5.11%	12.15%	183,125	708
4 ZLATA MONETA I, ID	438,109,462	1,827,299	0	109,051,618	4.48%	10.66%	2,809,380	492
5 NFD 1 DELNIŠKI INVESTICIJSKI SKLAD	344,479,269	1,436,761	0	62,659,448	3.53%	8.38%	974,352	897
6 KRONA SENIOR	289,294,029	1,206,591	60,024,000	43,063,023	2.96%	7.04%	1,737,465	341
7 KD ID	257,252,495	1,072,967	0	51,463,916	2.63%	6.26%	1,088,373	639
8 INFOND ID 1	78,117,881	325,816	0	8,477,101	0.80%	1.90%	61,689	460
9 ZVON ENA ID	59,945,263	250,025	0	6,417,730	0.61%	1.46%	18,225	461
10 VIPA INVEST	33,416,034	139,371	0	17,956,871	0.34%	0.81%	14,995	171
11 MODRA LINIJA	29,407,701	122,654	0	9,509,408	0.30%	0.72%	111,072	89
Short-term securities	0	0	0	0	0.00%	-	0	0
Total free market	9,770,109,704	40,749,546	3,567,944,605	1,218,291,013	100.00%	-	9,531,470	16,073
Total turnover in January 2005	29,568,668,665	123,325,387	12,890,376,417	2,976,002,423	-	-	11,528,639	24,170

Structure of turnover by securities in January 2005



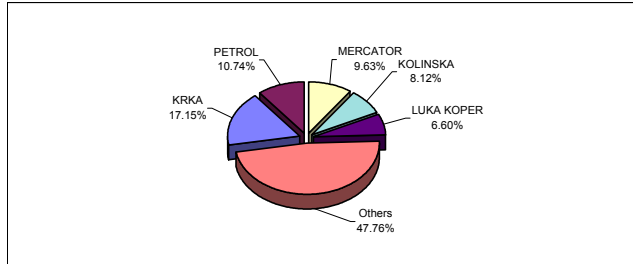
Structure of turnover by securities - all markets - January 2005



C3) MOST TRADED SECURITIES IN JANUARY 2005

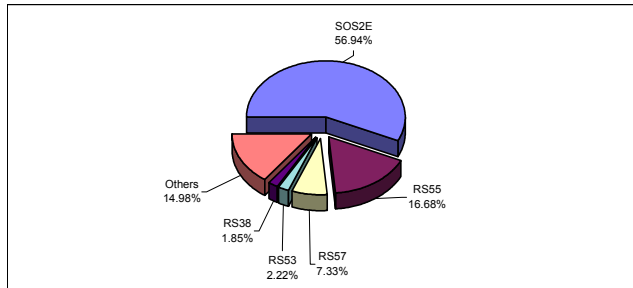
MOST TRADED SHARES

Issuer	Turnover (in SITm) - order book trades only	Market capitalisation as of 31 Jan 2005 (in SITm)	Number of bargains - order book trades only
KRKA	2,098		1,361
PETROL	1,314	145,903	859
MERCATOR	1,177	136,632	720
KOLINSKA	994	18,205	458
LUKA KOPER	808	58,637	609
Others	5,843	1,096,745	13,041
Total	12,233	1,761,669	17,048



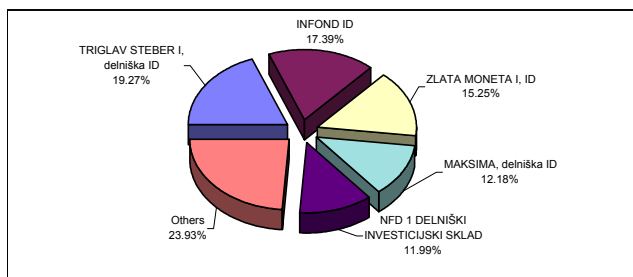
MOST TRADED BONDS

Issuer	Turnover (in SITm) - order book trades only	Market capitalisation as of 31 Jan 2005 (in SITm)	Number of bargains - order book trades only
SLOVENSKA ODŠKODNINSKA DRUŽBA 2 nd issue	895	137,940	365
REPUBLIKA SLOVENIJA 55 th issue	262	41,160	77
REPUBLIKA SLOVENIJA 39 th issue	115	24,029	397
NOVA LJUBLJANSKA BANKA 10 th issue	35	11,420	4
REPUBLIKA SLOVENIJA 29 th issue	29	14,241	14
Others	236	864,350	196
Total	1,573	1,093,140	1,053



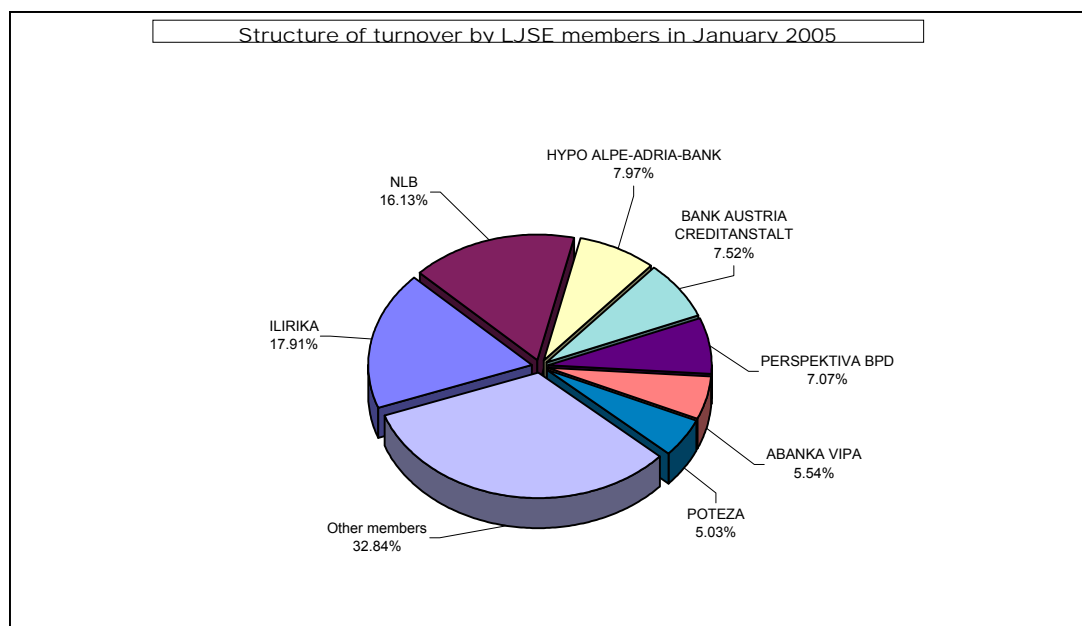
MOST TRADED INVESTMENT FUNDS

INVESTMENT FUNDS	Turnover (in SITm) - order book trades only	Market capitalisation as of 31 Jan 2005 (in SITm)	Number of bargains - order book trades only
TRIGLAV STEBER I, delniška ID	553	58,448	871
INFOND ID	500	23,071	708
ZLATA MONETA I, ID	438	21,179	492
MAKSIMA, delniška ID	350	21,784	852
NFD 1 DELNIŠKI INVESTICIJSKI SKLAD	344	58,067	897
Others	687	65,067	2,160
Total	2,873	247,616	5,980



C4) TURNOVER BY LJSE MEMBERS IN JANUARY 2005

	Member	Official market (in SIT)	Free market (in SIT)	Total (in SIT)	Share in turnover
1	ILIRIKA	8,713,720,990	1,880,404,470	10,594,125,460	17.91%
2	NLB	6,651,701,222	2,885,241,239	9,536,942,461	16.13%
3	HYPO ALPE-ADRIA-BANK	3,051,931,821	1,661,285,140	4,713,216,960	7.97%
4	BANK AUSTRIA CREDITANSTALT	4,273,117,653	171,795,744	4,444,913,397	7.52%
5	PERSPEKTIVA BPD	3,796,484,933	383,429,581	4,179,914,515	7.07%
6	ABANKA VIPA	831,478,957	2,442,698,548	3,274,177,505	5.54%
7	POTEZA	1,387,874,133	1,585,192,374	2,973,066,507	5.03%
8	MEDVEŠEK PUŠNIK	1,734,199,145	412,184,990	2,146,384,135	3.63%
9	MARIBORSKA BPH	646,508,326	1,120,457,261	1,766,965,587	2.99%
10	PROBANKA	466,684,905	1,239,828,205	1,706,513,109	2.89%
11	GBD GORENJSKA BORZNO POSREDNIŠKA DRUŽBA	758,863,997	921,402,876	1,680,266,873	2.84%
12	CELJSKA BORZNO-POSREDNIŠKA HIŠA	1,018,292,369	394,983,968	1,413,276,337	2.39%
13	ARGONOS BPH	547,963,764	827,662,955	1,375,626,719	2.33%
14	DEŽELNA BANKA SLOVENIJE	483,730,554	693,694,604	1,177,425,157	1.99%
15	KD BPD	837,769,193	330,636,377	1,168,405,570	1.98%
16	PFCI	898,777,817	213,545,835	1,112,323,652	1.88%
17	SKB BANKA	1,014,213,578	87,684,407	1,101,897,985	1.86%
18	CERTIUS BPH	261,261,005	718,432,070	979,693,075	1.66%
19	FACTOR BANKA	580,336,703	393,787,711	974,124,414	1.65%
20	RAIFFEISEN KREKOVA BANKA	498,646,179	197,269,064	695,915,242	1.18%
21	PM&A BPD	189,747,521	416,771,203	606,518,724	1.03%
22	PUBLIKUM	315,273,115	133,764,791	449,037,906	0.76%
23	BANKA KOPER	280,080,965	56,384,842	336,465,806	0.57%
24	MOJA DELNICA BPH	173,651,233	144,127,433	317,778,666	0.54%
25	VERITAS BH	128,557,200	135,340,794	263,897,994	0.45%
26	B P H	36,678,013	58,067,660	94,745,673	0.16%
27	GORENJSKA BANKA	19,572,633	34,145,257	53,717,890	0.09%
	TOTAL	39,597,117,922	19,540,219,397	59,137,337,319	100.00%



C5) TURNOVER IN YEARS 2003 AND 2004

MONTHLY TURNOVER ON OFFICIAL MARKET

Year 2004 Month	Number of trading days	Turnover (in SIT)		average	Number of bargains	
		per month	average per day	per bargain	per month	average per day
January	20	20,970,494,721	1,048,524,736	2,247,401	9,331	467
February	20	19,813,583,486	990,679,174	2,387,754	8,298	415
March	23	22,107,330,957	961,188,302	1,917,874	11,527	501
April	20	31,337,097,981	1,566,854,899	2,665,853	11,755	588
May	21	28,584,317,153	1,361,157,960	3,129,784	9,133	435
June	21	17,620,895,972	839,090,284	2,938,775	5,996	286
July	22	13,772,617,008	626,028,046	1,961,632	7,021	319
August	22	16,338,945,849	742,679,357	2,221,777	7,354	334
September	22	23,041,257,690	1,047,329,895	2,160,253	10,666	485
October	21	15,209,301,247	724,252,440	2,241,276	6,786	323
November	21	21,583,565,659	1,027,788,841	2,815,125	7,667	365
December	22	26,286,870,885	1,194,857,767	2,378,257	11,053	502
TOTAL	255	256,666,278,605			106,587	
AVERAGE 2004	21	21,388,856,550	1,006,534,426	2,408,045	8,882	418
Year 2005						
January	21	19,798,558,961	942,788,522	2,445,172	8,097	386
TOTAL	21	19,798,558,961			8,097	
AVERAGE 2005	21	19,798,558,961	942,788,522	2,445,172	8,097	386

MONTHLY TURNOVER ON FREE MARKET *

Year 2004 Month	Number of trading days	Turnover (in SIT)		average	Number of bargains	
		per month	average per day	per bargain	per month	average per day
January	20	11,940,838,239	597,041,912	550,294	21,699	1,085
February	20	8,368,032,649	418,401,632	331,499	25,243	1,262
March	23	14,086,634,709	612,462,379	552,937	25,476	1,108
April	20	9,389,974,965	469,498,748	433,217	21,675	1,084
May	21	10,187,798,834	485,133,278	570,489	17,858	850
June	21	8,938,831,753	425,658,655	624,438	14,315	682
July	22	9,393,594,458	426,981,566	611,244	15,368	699
August	22	9,578,975,233	435,407,965	561,027	17,074	776
September	22	10,357,166,030	470,780,274	521,037	19,878	904
October	21	11,085,953,916	527,902,567	735,484	15,073	718
November	21	11,563,003,008	550,619,191	363,479	31,812	1,515
December	22	25,094,849,016	1,140,674,955	1,194,424	21,010	955
TOTAL	255	139,985,652,788			246,481	
AVERAGE 2004	21	11,665,471,066	548,963,344	567,937	20,540	967
Year 2005						
January	21	9,770,109,699	465,243,319	607,859	16,073	765
TOTAL	21	9,770,109,699			16,073	
AVERAGE 2005	21	9,770,109,699	465,243,319	607,859	16,073	765

* Includes the turnover of shares, bonds, inv.funds and short-term securities.

MONTHLY TURNOVER ON ALL MARKETS

Year 2004 Month	Number of trading days	Turnover (in SIT)		average	Number of bargains	
		per month	average per day	per bargain	per month	average per day
January	20	32,911,332,980	1,645,566,648	1,060,629	31,030	1,552
February	20	28,181,616,135	1,409,080,807	840,214	33,541	1,677
March	23	36,193,965,666	1,573,650,681	978,136	37,003	1,609
April	20	40,727,072,946	2,036,353,647	1,218,279	33,430	1,672
May	21	38,772,115,987	1,846,291,237	1,436,483	26,991	1,285
June	21	26,559,727,725	1,264,748,939	1,307,652	20,311	967
July	22	23,166,211,466	1,053,009,612	1,034,714	22,389	1,018
August	22	25,917,921,083	1,178,087,322	1,060,992	24,428	1,110
September	22	33,398,423,720	1,518,110,169	1,093,453	30,544	1,388
October	21	26,295,255,164	1,252,155,008	1,202,949	21,859	1,041
November	21	33,146,568,666	1,578,408,032	839,600	39,479	1,880
December	22	51,381,719,901	2,335,532,723	1,602,524	32,063	1,457
TOTAL	255	396,651,931,393			353,068	
AVERAGE 2004	21	33,054,327,616	1,555,497,770	1,123,443	29,422	1,385
Year 2005						
January	21	29,568,668,659	1,408,031,841	1,223,362	24,170	1,151
TOTAL	21	29,568,668,659			24,170	
AVERAGE 2005	21	29,568,668,659	1,408,031,841	1,223,362	24,170	1,151

TURNOVER BY SECURITIES ON ALL MARKETS OF LJUBLJANA STOCK EXCHANGE IN YEARS 1996 - 2004

Total turnover and number of bargains

Year	Number of trading days	Turnover (in SIT)		average	Number of bargains	
		per year	average per day	per bargain	per year	average per day
2005	21	29,568,668,659	1,408,031,841	1,223,362	24,170	1,151
2004	255	396,651,931,393	1,555,497,770	1,123,443	353,068	1,385
2003	249	340,236,695,283	1,366,412,431	995,420	341,802	1,373
2002	247	481,040,836,708	1,947,533,752	1,062,358	452,805	1,833
2001	247	348,643,571,200	1,411,512,434	1,088,977	320,157	1,296
2000	249	269,617,104,598	1,082,799,617	679,818	396,602	1,593
1999	254	265,671,058,734	1,045,949,050	594,292	447,038	1,760
1998	252	173,374,959,032	687,995,869	729,680	237,604	943
1997	249	108,296,251,892	434,924,706	771,594	140,354	564
1996	240	87,004,346,423	362,518,110	662,875	131,253	547

Average turnover and number of bargains

Year	Turnover (in SIT)			Number of bargains	
	per month	per day	per bargain	per month	per day
2005	29,568,668,659	1,408,031,841	1,223,362	24,170	1,151
2004	33,054,327,616	1,555,497,770	1,123,443	29,422	1,385
2003	28,353,057,940	1,366,412,431	995,420	28,484	1,373
2002	40,086,736,392	1,947,533,752	1,062,358	37,734	1,833
2001	29,053,630,933	1,411,512,434	1,088,977	26,680	1,296
2000	22,468,092,050	1,082,799,617	679,818	33,050	1,593
1999	22,139,254,895	1,045,949,050	594,292	37,253	1,760
1998	14,447,913,253	687,995,869	729,680	19,800	943
1997	9,024,687,658	434,924,706	771,594	11,696	564
1996	7,250,362,202	362,518,110	662,875	10,938	547

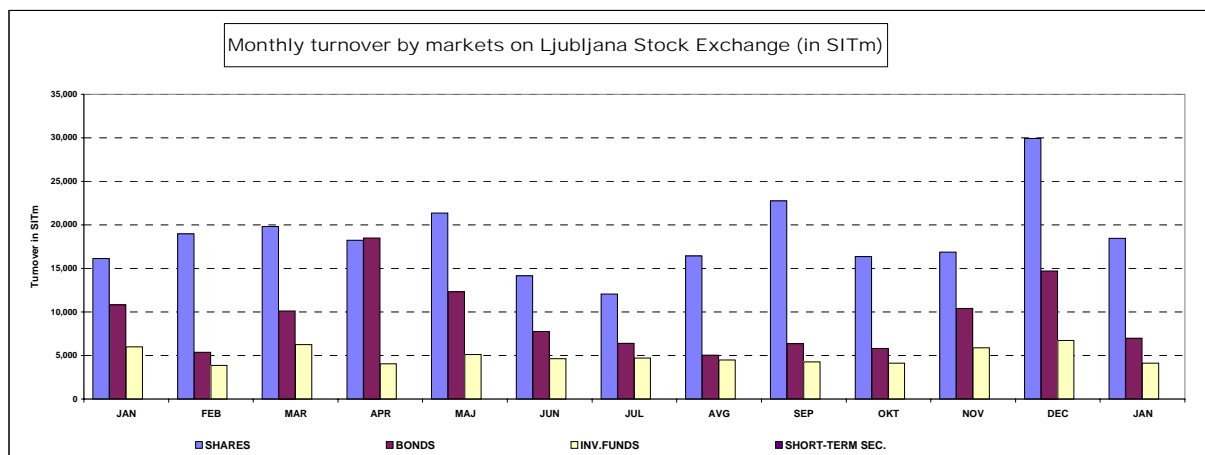
STRUCTURE OF TURNOVER

MONTHLY TURNOVER BY MARKETS ON LJUBLJANA STOCK EXCHANGE (in SIT)

YEAR 2004	OFFICIAL MARKET		FREE MARKET		AUTHORISED CLOSED-END FUNDS	CLOSED-END FUNDS	SHORT-TERM SECURITIES	TOTAL
	SHARES	BONDS	SHARES	BONDS				
January	11,873,280,923	9,097,213,798	4,266,845,518	1,699,284,291	1,231,656,404	4,743,052,026	0	32,911,332,952
February	15,852,136,394	3,961,447,092	3,104,671,302	1,419,844,425	437,150,703	3,406,366,219	0	28,181,616,127
March	13,940,630,014	8,166,700,943	5,888,510,038	1,961,703,646	1,415,755,465	4,820,665,560	0	36,193,965,662
April	14,080,522,204	17,256,575,777	4,136,457,868	1,227,216,741	338,293,187	3,688,007,169	0	40,727,072,944
May	17,516,930,094	11,067,387,059	3,858,634,120	1,235,366,339	119,782,341	4,974,016,034	0	38,772,115,984
June	11,372,100,788	6,248,795,184	2,791,532,951	1,526,374,080	132,584,610	4,488,340,112	0	26,559,727,725
July	9,236,795,958	4,535,821,050	2,824,991,655	1,872,427,868	424,708,999	4,271,465,936	0	23,166,211,466
August	13,658,292,431	2,680,653,419	2,761,443,286	2,338,663,056	401,844,354	4,077,024,537	0	25,917,921,083
September	18,713,368,310	4,327,889,380	4,042,792,792	2,036,874,461	37,096,342	4,240,402,434	0	33,398,423,720
October	10,933,000,164	4,276,301,084	5,428,061,291	1,540,058,981	32,086,790	4,085,746,855	0	26,295,255,164
November	12,583,163,104	9,000,402,555	4,299,247,681	1,396,047,175		5,867,708,152	0	33,146,568,666
December	16,208,743,903	10,078,126,982	13,730,861,241	4,633,186,258		6,730,801,518	0	51,381,719,901
TOTAL 2004	165,968,964,279	90,697,314,326	57,134,049,726	22,887,047,321	4,570,959,191	55,393,596,550	0	396,651,931,393
Year 2005								
January	15,501,544,573	4,297,014,388	2,968,018,532	2,691,184,376		4,110,906,796		29,568,668,665
Total 2005	15,501,544,573	4,297,014,388	2,968,018,532	2,691,184,376	0	4,110,906,796	0	29,568,668,665

MONTHLY TURNOVER BY SECURITIES ON LJUBLJANA STOCK EXCHANGE (in SIT)

YEAR 2004	SHARES	BONDS	INVESTMENT FUNDS	SHORT-TERM SECURITIES	TOTAL
January	16,140,126,441	10,796,498,089	5,974,708,430	0	32,911,332,952
February	18,956,807,696	5,381,291,517	3,843,516,922	0	28,181,616,127
March	19,829,140,052	10,128,404,589	6,236,421,025	0	36,193,965,662
April	18,216,980,072	18,483,792,518	4,026,300,356	0	40,727,072,944
May	21,375,564,214	12,302,753,398	5,093,798,375	0	38,772,115,984
June	14,163,633,738	7,775,169,264	4,620,924,722	0	26,559,727,725
July	12,061,787,612	6,408,248,919	4,696,174,935	0	23,166,211,466
August	16,419,735,716	5,019,316,475	4,478,868,891	0	25,917,921,083
September	22,756,161,102	6,364,763,841	4,277,498,777	0	33,398,423,720
October	16,361,061,455	5,816,360,065	4,117,833,645	0	26,295,255,164
November	16,882,410,785	10,396,449,730	5,867,708,152	0	33,146,568,666
December	29,939,605,144	14,711,313,240	6,730,801,518	0	51,381,719,901
TOTAL 2004	223,103,014,027	113,584,361,644	59,964,555,747	0	396,651,931,393
Year 2005					
January	18,469,563,105	6,988,198,764	4,110,906,796		29,568,668,665 SIT
Total 2005	18,469,563,105	6,988,198,764	4,110,906,796	0	29,568,668,665 SIT



D) MARKET CAPITALISATION

MARKET CAPITALISATION - OFFICIAL MARKET (in SIT)

	31 Jan 2004	31 Dec 2004	31 Jan 2005	Index 31 Jan 2005 / 31 Dec 2004	Index 31 Jan 2005 / 31 Dec 2004	Share
SHARES	1,049,321,547,176	1,232,947,810,739	1,273,929,097,489	103	121	59.29%
Banks	2,440,000,000	2,560,000,000	2,772,000,000	108	114	0.22%
Companies	1,046,881,547,176	1,230,387,810,739	1,271,157,097,489	103	121	99.78%
BONDS	718,281,129,090	891,837,016,901	874,582,782,980	98	122	40.71%
State	597,986,439,766	757,866,753,249	741,945,576,947	98	124	84.83%
Banks	102,431,058,011	116,709,266,668	115,681,330,663	99	113	13.23%
Companies	17,863,631,313	17,260,996,984	16,955,875,370	98	95	1.94%
TOTAL	1,767,602,676,265	2,124,784,827,640	2,148,511,880,469	101	122	100.00%

MARKET CAPITALISATION - FREE MARKET (in SIT)

	31 Jan 2004	31 Dec 2004	31 Jan 2005	Index 31 Jan 2005 / 31 Dec 2004	Index 31 Dec 2004 / 31 Dec 2003	Share
SHARES	395,632,619,666	472,880,948,071	487,739,835,937	103	123	51.13%
Banks	-	-	-			
Companies	395,632,619,666	472,880,948,071	487,739,835,937	103	123	100.00%
BONDS	161,445,624,481	214,735,283,245	218,557,239,213	102	135	22.91%
State	134,307,961,509	150,803,342,977	139,832,351,712	93	104	63.98%
Banks	22,940,030,893	50,774,141,280	50,865,609,567	100	222	23.27%
Companies	4,197,632,079	5,965,514,987	20,666,702,934	346	492	9.46%
Insurance companies	-	7,192,284,000	7,192,575,000	100	-	3.29%
CLOSED-END FUNDS	192,458,699,690	237,376,322,682	247,615,947,276	104	129	25.96%
AUTH. CLOSED-END FUNDS	56,119,333,910	-	-	-	-	-
TOTAL *	805,656,277,747	924,992,553,998	953,913,022,426	103	118	100.00%

TOTAL SHARES	1,444,954,166,842	1,705,828,758,811	1,761,668,933,426	103	122	55.93%
---------------------	--------------------------	--------------------------	--------------------------	------------	------------	---------------

TOTAL BONDS	879,726,753,570	1,106,572,300,145	1,093,140,022,193	99	124	36.28%
--------------------	------------------------	--------------------------	--------------------------	-----------	------------	---------------

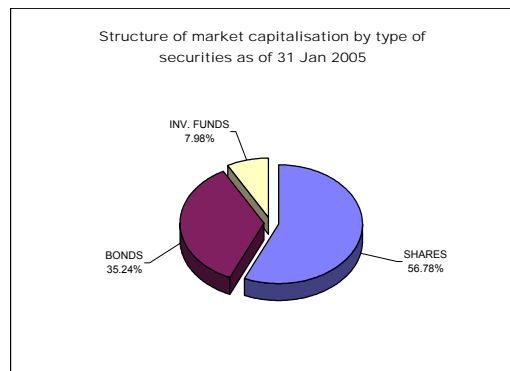
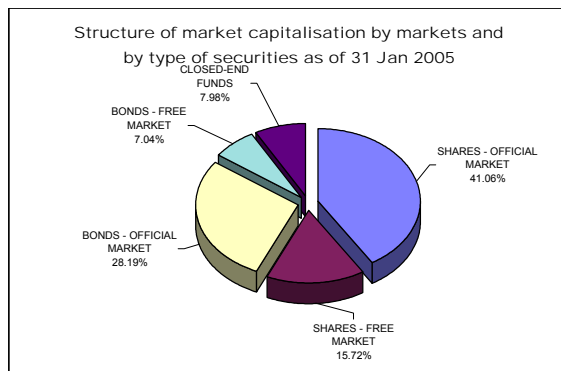
INVESTMENT FUNDS	248,578,033,600	237,376,322,682	247,615,947,276	104	100	7.78%
-------------------------	------------------------	------------------------	------------------------	------------	------------	--------------

TOTAL CAPITALISATION ON LJSE *	2,573,258,954,012	3,049,777,381,638	3,102,424,902,895	102	121	100.00%
---------------------------------------	--------------------------	--------------------------	--------------------------	------------	------------	----------------

* Investment funds are included in market capitalisation

On 31 Jan 2005, the total market capitalisation of all shares traded, without investment funds, on the Ljubljana Stock Exchange (SIT 1,761.7 billion) corresponded to 31.1% of GDP in 2003 - SIT 5,671 billion (at current prices; as reported by the Statistical Office of the Republic of Slovenia).

1USD=191.6142 SIT as of 31 Jan 2004	1USD=176.2427 SIT as of 31 Dec 2004	1USD=183.9439 SIT as of 31 Jan 2005
1EUR=237.2375 SIT as of 31 Jan 2004	1EUR=239.7430 SIT as of 31 Dec 2004	1EUR=239.7525 SIT as of 31 Jan 2005



D1) MARKET CAPITALISATION OF SHARES - OFFICIAL MARKET

Issue	Number of shares traded	Number of issued shares	Share of traded shares	Price as of 31 Jan 2005	Market capitalisation as of 31 Jan 2005 (in SIT)	Market capitalisation as of 31 Jan 2005 (in EUR)	Market capitalisation as of 31 Jan 2005 (in USD)
Common shares	-	-	-	-	1,271,157,097,489	5,301,955,548	6,910,569,459
1 KRKA	3,542,612	3,542,612	100.00%	86,249 SIT	305,547,380,058	1,274,428,338	1,661,090,039
2 PETROL	2,086,301	2,086,301	100.00%	69,934 SIT	145,902,831,696	608,556,039	793,192,010
3 MERCATOR	3,208,504	3,208,504	100.00%	42,584 SIT	136,631,608,122	569,886,062	742,789,558
4 SAVA	2,006,987	2,006,987	100.00%	46,716 SIT	93,758,003,295	391,061,629	509,709,772
5 GORENJE	12,200,000	12,200,000	100.00%	6,564 SIT	80,080,190,000	334,011,908	435,351,159
6 PIVOVARNA LAŠKO	8,747,652	8,747,652	100.00%	7,806 SIT	68,282,159,552	284,802,701	371,211,872
7 INTEREUROPA	7,902,413	7,902,413	100.00%	7,750 SIT	61,240,302,712	255,431,342	332,929,239
8 LUKA KOPER	7,140,000	7,140,000	100.00%	8,213 SIT	58,637,250,000	244,574,092	318,777,899
9 ISTRABENZ	5,180,000	5,180,000	100.00%	10,311 SIT	53,410,617,400	222,773,975	290,363,624
10 MERKUR	1,214,585	1,214,585	100.00%	40,000 SIT	48,583,400,000	202,639,806	264,120,746
11 PIVOVARNA UNION	451,114	451,114	100.00%	64,000 SIT	28,871,296,000	120,421,251	156,957,072
12 AERODROM	1,936,229	1,936,229	100.00%	13,230 SIT	25,616,077,323	106,843,838	139,260,271
13 TERME ČATEŽ	597,916	597,916	100.00%	40,719 SIT	24,346,326,354	101,547,748	132,357,346
14 DRUGA PORTOROŽ	282,768	282,768	100.00%	83,465 SIT	23,601,265,052	98,440,121	128,306,864
15 DELO	667,464	667,464	100.00%	29,500 SIT	19,690,188,000	82,127,144	107,044,528
16 KOLINSKA	3,166,992	3,169,525	99.92%	5,748 SIT	18,205,358,502	75,933,967	98,972,342
17 SALUS	134,980	134,980	100.00%	133,000 SIT	17,952,317,053	74,878,540	97,596,697
18 ETOL	254,619	254,619	100.00%	61,000 SIT	15,531,759,000	64,782,469	84,437,478
19 ŽITO	353,715	353,715	100.00%	37,486 SIT	13,259,321,581	55,304,206	72,083,508
20 RADENSKA	5,061,856	5,061,856	100.00%	2,000 SIT	10,123,712,000	42,225,679	55,036,954
21 MLINOTEST	2,389,177	2,389,177	100.00%	1,913 SIT	4,569,301,013	19,058,408	24,840,731
22 COMET	1,700,688	1,700,688	100.00%	2,621 SIT	4,458,013,454	18,594,231	24,235,723
23 KOMPAS MTS	2,973,005	2,973,005	100.00%	1,499 SIT	4,456,534,495	18,588,063	24,227,683
24 DELO PRODAJA	593,549	593,549	100.00%	6,250 SIT	3,709,681,250	15,472,962	20,167,460
25 EMONA OBALA KOPER	1,741,456	1,741,456	100.00%	1,021 SIT	1,778,026,576	7,416,092	9,666,135
26 TEHNOUNION	84,005	84,005	100.00%	16,850 SIT	1,415,484,250	5,903,939	7,695,195
27 GEODETSKI ZAVOD SLOVENIJE	379,820	379,820	100.00%	2,250 SIT	854,595,000	3,564,488	4,645,955
28 NIKA	186,695	186,695	100.00%	3,450 SIT	644,097,750	2,686,511	3,501,599
Preferred shares	-	-	-	-	2,772,000,000	11,561,923	15,069,812
1 PROBANKA	400,000	400,000	100.00%	6,930 SIT	2,772,000,000	11,561,923	15,069,812
TOTAL SHARES	-	-	-	-	1,273,929,097,489	5,313,517,471	6,925,639,271

EXCHANGE RATES	1 USD=	183.9439	SIT as of 31 Jan 2005
	1 EUR=	239.7525	SIT as of 31 Jan 2005

MARKET CAPITALISATION OF SHARES - FREE MARKET

Issue	Number of shares traded	Number of issued shares	Share of traded shares	Price as of 31 Jan 2005	Market capitalisation as of 31 Jan 2005 (in SIT)	Market capitalisation as of 31 Jan 2005 (in EUR)	Market capitalisation as of 31 Jan 2005 (in USD)
Common shares	-	-	-	-	485,993,343,914	2,027,062,675	2,642,073,719
1 HELIOS, DOMŽALE	219,861	219,861	100.00%	249,978 SIT	54,960,303,128	229,237,664	298,788,398
2 CINKARNA CELJE	812,477	814,626	99.74%	32,597 SIT	26,484,264,020	110,465,017	143,980,116
3 NFD HOLDING	30,184,540	30,184,540	100.00%	866 SIT	26,135,283,959	109,009,432	142,082,907
4 ZVON ENA HOLDING	11,520,720	11,520,720	100.00%	2,232 SIT	25,709,638,752	107,234,080	139,768,912
5 AKTIVA INVEST	815,773	815,773	100.00%	30,000 SIT	24,473,190,000	102,076,892	133,047,032
6 LESNINA	76,495	76,495	100.00%	292,000 SIT	22,336,550,709	93,165,038	121,431,321
7 JUTEKS	641,432	641,432	100.00%	33,500 SIT	21,487,972,000	89,625,643	116,818,073
8 KD GROUP	186,436	186,436	100.00%	105,000 SIT	19,575,780,000	81,649,952	106,422,556
9 INFOND HOLDING	16,833,414	16,833,414	100.00%	1,009 SIT	16,980,201,370	70,823,876	92,311,848
10 BELINKA	2,702,532	2,702,532	100.00%	6,000 SIT	16,215,192,000	67,633,047	88,152,921
11 KD HOLDING	1,373,534	1,373,534	100.00%	11,761 SIT	16,154,517,964	67,379,977	87,823,070
12 ISKRA AVTOELEKTRIKA	1,608,313	1,608,313	100.00%	9,400 SIT	15,118,142,200	63,057,287	82,188,875
13 AKTIVA NALOŽBE	13,591,508	13,591,508	100.00%	1,000 SIT	13,591,508,000	56,689,745	73,889,420
14 DZS	1,429,368	1,686,384	84.76%	6,200 SIT	8,862,081,600	36,963,459	48,178,176
15 CETIS	200,000	220,642	90.64%	40,913 SIT	8,182,624,000	34,129,463	44,484,345
16 TRIGLAV, FINANČNA DRUŽBA	6,356,989	6,356,989	100.00%	1,150 SIT	7,310,537,350	30,492,017	39,743,299
17 VIPA HOLDING	7,347,565	7,347,565	100.00%	950 SIT	6,980,186,750	29,114,135	37,947,367
18 ZVON DVA HOLDING	14,120,934	14,120,934	100.00%	491 SIT	6,936,767,618	28,933,036	37,711,322
19 MAKSIMA HOLDING	6,399,850	6,399,850	100.00%	1,008 SIT	6,453,672,739	26,918,062	35,085,005
20 ARKADA HOLDING	6,640,325	6,640,325	100.00%	901 SIT	5,980,741,518	24,945,481	32,513,943
21 TRIGLAV NALOŽBE	13,182,366	13,182,366	100.00%	380 SIT	5,009,299,080	20,893,626	27,232,755
22 TOVARNA SLADKORJA ORMOŽ	497,163	497,163	100.00%	9,659 SIT	4,802,047,701	20,029,187	26,106,045
23 ETRA 33	45,423	45,423	100.00%	104,750 SIT	4,758,059,250	19,845,713	25,866,904
24 GRAND HOTEL UNION	1,814,613	1,814,613	100.00%	2,452 SIT	4,449,431,076	18,558,435	24,189,066
25 KS2 NALOŽBE	10,911,340	10,911,340	100.00%	400 SIT	4,365,627,134	18,208,891	23,733,471
26 MEDALJON	1,734,000	1,734,000	100.00%	2,480 SIT	4,300,632,120	17,937,799	23,380,129
27 ZLATA MONETA II	8,232,861	8,232,861	100.00%	512 SIT	4,214,319,217	17,577,791	22,910,894
28 SATURNUS EMBALAŽA	84,064	85,929	97.83%	46,500 SIT	3,908,976,000	16,304,214	21,250,914
29 TOSAMA	295,670	295,670	100.00%	12,841 SIT	3,796,825,608	15,836,438	20,641,215
30 GORENJSKI TISK	1,070,328	1,070,328	100.00%	3,517 SIT	3,763,990,368	15,699,483	20,462,708
31 MAKSIMA INVEST	7,451,949	7,451,949	100.00%	505 SIT	3,762,936,167	15,695,086	20,456,977
32 FRUCTAL	2,504,151	2,505,613	99.94%	1,500 SIT	3,756,226,500	15,667,100	20,420,500
33 SWATY	288,940	288,940	100.00%	13,000 SIT	3,756,220,000	15,667,073	20,420,465
34 HOTELI PALACE	2,346,102	2,346,102	100.00%	1,500 SIT	3,519,153,000	14,678,274	19,131,665
35 JATA EMONA	3,197,534	3,197,534	100.00%	1,100 SIT	3,517,287,400	14,670,493	19,121,522
36 MIP	1,478,742	1,478,742	100.00%	2,300 SIT	3,401,106,600	14,185,907	18,489,912
37 MITOL SEŽANA	770,509	770,509	100.00%	4,400 SIT	3,390,239,600	14,140,581	18,430,835
38 SLOVENIJALES	273,604	273,604	100.00%	12,000 SIT	3,283,272,624	13,694,425	17,849,315
39 MARINA PORTOROŽ	313,932	313,932	100.00%	9,500 SIT	2,982,354,000	12,439,303	16,213,389
40 LIV POSTOJNA	161,600	161,600	100.00%	17,000 SIT	2,747,200,000	11,458,483	14,934,988
41 INTERTRADE ITS	1,260,000	1,260,000	100.00%	2,000 SIT	2,520,000,000	10,510,839	13,699,829
42 INFOND HOLDING 1	3,777,004	3,777,004	100.00%	625 SIT	2,362,478,232	9,853,821	12,843,471
43 LIP BLEĐ	1,942,454	1,942,454	100.00%	1,149 SIT	2,231,879,646	9,309,099	12,133,480
44 PLAMA - PUR	686,798	686,798	100.00%	3,200 SIT	2,197,753,600	9,166,760	11,947,956
45 COLOR	950,391	950,391	100.00%	2,300 SIT	2,185,899,300	9,117,316	11,883,511
46 NAMA	953,752	953,752	100.00%	2,200 SIT	2,098,254,400	8,751,752	11,407,034
47 POM-INVEST	2,241,983	2,241,983	100.00%	895 SIT	2,007,023,182	8,371,229	10,911,061
48 MELAMIN	349,913	349,913	100.00%	5,300 SIT	1,854,538,900	7,735,222	10,082,090
49 MODRA LINIJA HOLDING	1,882,991	1,882,991	100.00%	920 SIT	1,732,351,720	7,225,584	9,417,826
50 VIZIJA HOLDING	2,277,503	2,277,503	100.00%	700 SIT	1,594,252,100	6,649,574	8,667,056
51 HRAM HOLDING	4,346,667	4,346,667	100.00%	355 SIT	1,542,501,718	6,433,725	8,385,718
52 GOZDNO GOSPODARSTVO BLEĐ	611,900	611,900	100.00%	2,500 SIT	1,529,750,000	6,380,538	8,316,394
53 KEMA PUCONCI	217,346	217,346	100.00%	6,810 SIT	1,480,126,260	6,173,559	8,046,618
54 MEDVEŠEK PUŠNIK	80,000	80,000	100.00%	18,002 SIT	1,440,120,000	6,006,694	7,829,126
55 AKTIVA AVANT	2,951,872	2,951,872	100.00%	450 SIT	1,328,342,400	5,540,474	7,221,454
56 VIZIJA HOLDING ENA	2,129,725	2,129,725	100.00%	600 SIT	1,277,835,000	5,329,809	6,946,873
57 MERCATA	2,891,874	2,891,874	100.00%	440 SIT	1,272,424,560	5,307,242	6,917,460
58 CERTIUS INVEST	3,091,062	3,091,062	100.00%	400 SIT	1,236,424,800	5,157,088	6,721,749

Issue	Number of shares traded	Number of issued shares	Share of traded shares	Price as of 31 Jan 2005	Market capitalisation as of 31 Jan 2005 (in SIT)	Market capitalisation as of 31 Jan 2005 (in EUR)	Market capitalisation as of 31 Jan 2005 (in USD)
59 M1	2,681,638	2,681,638	100.00%	459 SIT	1,232,078,579	5,138,960	6,698,121
60 TERME DOBRNA	682,010	692,542	98.48%	1,750 SIT	1,193,517,500	4,978,123	6,488,486
61 KOMPAS HOTELI	162,700	162,700	100.00%	7,000 SIT	1,138,900,000	4,750,315	6,191,562
62 NIKO	35,875	35,875	100.00%	31,000 SIT	1,112,125,000	4,638,638	6,046,001
63 GORIŠKE OPEKARNE	523,634	523,634	100.00%	2,000 SIT	1,047,268,000	4,368,121	5,693,410
64 POM-NALOŽBE	2,296,500	2,296,500	100.00%	385 SIT	884,152,500	3,687,772	4,806,642
65 VELANA	1,409,645	1,409,645	100.00%	601 SIT	847,196,645	3,533,630	4,605,734
66 TRDNJAVA HOLDING	2,593,123	2,593,123	100.00%	310 SIT	803,868,130	3,352,908	4,370,181
67 GEA TOVARNA OLJA	660,348	846,600	78.00%	1,201 SIT	793,262,845	3,308,674	4,312,526
68 IMP KLIMAT	353,900	353,900	100.00%	2,150 SIT	760,885,000	3,173,627	4,136,506
69 JADRAN	165,302	165,302	100.00%	4,600 SIT	760,389,200	3,171,559	4,133,810
70 JAVOR PIVKA	1,194,700	1,194,700	100.00%	633 SIT	756,233,153	3,154,224	4,111,216
71 FOND INVEST	595,241	595,241	100.00%	1,270 SIT	756,134,642	3,153,813	4,110,681
72 FINIRA	2,179,206	2,179,206	100.00%	332 SIT	722,624,710	3,014,045	3,928,506
73 INTERTRADE ITA	69,531	69,531	100.00%	9,702 SIT	674,589,762	2,813,692	3,667,367
74 ALPETOUR POTOVALNA AGENCIJA	263,042	263,042	100.00%	2,500 SIT	657,605,000	2,742,849	3,575,030
75 KOŠAKI TMI	43,236	43,236	100.00%	15,000 SIT	648,540,000	2,705,040	3,525,749
76 INTARA	101,000	101,000	100.00%	6,000 SIT	606,000,000	2,527,607	3,294,483
77 IMP ČRPALKE LJUBLJANA	333,034	333,034	100.00%	1,800 SIT	599,461,200	2,500,333	3,258,935
78 KRONA HOLDING	1,287,121	1,287,121	100.00%	450 SIT	579,204,450	2,415,843	3,148,810
79 RTC KRVAVEC	1,155,734	1,155,734	100.00%	500 SIT	577,867,000	2,410,265	3,141,539
80 HIDROTEHNIK	384,472	384,472	100.00%	1,500 SIT	576,688,776	2,405,350	3,135,134
81 DANA	356,128	404,231	88.10%	1,450 SIT	516,385,600	2,153,828	2,807,299
82 UNIT-AS LJUBLJANA	173,377	173,377	100.00%	2,900 SIT	502,793,300	2,097,135	2,733,406
83 LESNINA EMMI	684,037	714,827	95.69%	712 SIT	487,034,344	2,031,405	2,647,733
84 ŽITO INTES	2,518,194	2,518,194	100.00%	190 SIT	478,708,679	1,996,679	2,602,471
85 TEKSTINA	1,503,057	1,503,057	100.00%	315 SIT	473,462,955	1,974,799	2,573,953
86 GRADIS, GP LJUBLJANA	304,750	304,750	100.00%	1,530 SIT	466,267,500	1,944,787	2,534,835
87 INTEGRAL JESENICE	256,556	256,556	100.00%	1,800 SIT	461,800,800	1,926,156	2,510,552
88 ELMO	708,000	708,000	100.00%	650 SIT	460,200,000	1,919,479	2,501,850
89 ŽELEZARNA RAVNE - MONTER DRAVOGRAD	336,225	336,225	100.00%	1,301 SIT	437,428,725	1,824,501	2,378,055
90 INLES	609,005	609,005	100.00%	710 SIT	432,393,550	1,803,500	2,350,682
91 OLJARICA, KRANJ	70,404	70,404	100.00%	6,111 SIT	430,238,844	1,794,512	2,338,968
92 UNITAS, LJUBLJANA	173,377	173,377	100.00%	2,400 SIT	416,089,196	1,735,495	2,262,044
93 AGROKOMBINAT MARIBOR	453,956	499,291	90.92%	830 SIT	376,783,480	1,571,552	2,048,361
94 KLASJE CELJE	820,343	820,343	100.00%	400 SIT	328,137,200	1,368,650	1,783,898
95 GEA COLLEGE	247,930	247,930	100.00%	1,215 SIT	301,234,950	1,256,441	1,637,646
96 TRDNJAVA I HOLDING	891,750	891,750	100.00%	321 SIT	286,251,750	1,193,947	1,556,191
97 MK TISKARNA	103,954	103,954	100.00%	2,507 SIT	260,612,678	1,087,007	1,416,805
98 SVILANIT KAMNIK	408,487	410,407	99.53%	605 SIT	247,134,635	1,030,791	1,343,533
99 CREINA	48,594	48,594	100.00%	4,610 SIT	224,018,340	934,373	1,217,862
100 D HOLDING	718,100	718,100	100.00%	303 SIT	217,419,137	906,848	1,181,986
101 L EGOLES	206,901	206,901	100.00%	1,000 SIT	206,901,000	862,977	1,124,805
102 LIZ INŽENIRING	123,846	123,846	100.00%	1,500 SIT	185,769,000	774,837	1,009,922
103 CAPITA	315,963	315,963	100.00%	551 SIT	173,937,632	725,488	945,602
104 CAP NALOŽBE	537,332	537,332	100.00%	301 SIT	161,790,665	674,824	879,565
105 ZDRAVILIŠČE ROGAŠKA	898,110	961,898	93.37%	171 SIT	153,576,810	640,564	834,911
106 METALKA TRGOVINA	1,152,048	1,152,048	100.00%	100 SIT	115,320,005	480,996	626,930
107 SIJAJ HRASTNIK	26,880	26,880	100.00%	2,000 SIT	53,760,000	224,231	292,263
108 JELEN GOSTINSKO PODJETJE	50,849	67,798	75.00%	800 SIT	40,679,200	169,672	221,150
109 EGOLES	51,399	51,399	100.00%	555 SIT	28,526,445	118,983	155,082
110 AVTOPREVOZNIŠTVO IN SERVISI	308,696	308,696	100.00%	82 SIT	25,313,072	105,580	137,613
111 SVILA	1,263,478	1,263,478	100.00%	5 SIT	6,317,390	26,350	34,344
112 UPIMO GROUP	215,000	215,000	100.00%	10 SIT	2,150,000	8,968	11,688
Preferred shares	-	-	-	-	1,746,492,023	7,284,562	9,494,699
1 KD HOLDING	266,413	266,413	100.00%	6,524 SIT	1,738,137,023	7,249,714	9,449,278
2 ZDRAVILIŠČE ROGAŠKA	27,850	30,000	92.83%	300 SIT	8,355,000	34,848	45,421
TOTAL SHARES					487,739,835,937	2,034,347,237	2,651,568,418

EXCHANGE RATES	1 USD=	183.9439 SIT as of 31 Jan 2005
	1 EUR=	239.7525 SIT as of 31 Jan 2005

D2) MARKET CAPITALISATION OF BONDS - OFFICIAL MARKET

Issue	Number of issued bonds	Price as of 31 Jan 2005	Principal amt. as of 31 Jan 2005	Currency of denomination	Market capitalisation as of 31 Jan 2005 (in SIT)	Market capitalisation as of 31 Jan 2005 (in EUR)	Market capitalisation as of 31 Jan 2005 (in USD)
1 REPUBLIKA SLOVENIJA 57 th issue	9,000,000	107.99	10,000.00	SIT	97,191,000,000	405,380,549	528,373,053
2 REPUBLIKA SLOVENIJA 56 th issue	5,000,000	104.90	10,000.00	SIT	52,450,000,000	218,767,270	285,141,285
3 REPUBLIKA SLOVENIJA 51 st issue	4,447,050	103.00	10,000.00	SIT	45,804,615,000	191,049,582	249,014,047
4 REPUBLIKA SLOVENIJA 33 rd issue	248,716	142.00	511.29	EUR	43,293,481,549	180,575,725	235,362,421
5 REPUBLIKA SLOVENIJA 52 nd issue	4,000,000	107.00	10,000.00	SIT	42,800,000,000	178,517,429	232,679,638
6 REPUBLIKA SLOVENIJA 55 th issue	4,000,000	102.90	10,000.00	SIT	41,160,000,000	171,677,042	223,763,876
7 REPUBLIKA SLOVENIJA 54 th issue	3,000,000	108.00	10,000.00	SIT	32,400,000,000	135,139,362	176,140,660
8 REPUBLIKA SLOVENIJA 38 th issue	1,000,000	114.50	100.00	EUR	27,451,661,250	114,500,000	149,239,313
9 REPUBLIKA SLOVENIJA 10 th issue	5,218,961	101.00	5,018.25	SIT	27,111,742,572	113,082,210	147,391,365
10 REPUBLIKA SLOVENIJA 53 rd issue	1,000,000	109.10	100.00	EUR	26,156,997,750	109,100,000	142,200,952
11 REPUBLIKA SLOVENIJA 39 th issue	30,000,000	100.12	800.00	SIT	24,028,800,000	100,223,355	130,631,133
12 REPUBLIKA SLOVENIJA 27 th issue	1,700,000	106.00	10,000.00	SIT	18,020,000,000	75,160,843	97,964,651
13 REPUBLIKA SLOVENIJA 21 st issue	2,000,000	100.00	9,000.00	SIT	18,000,000,000	75,077,424	97,855,922
14 REPUBLIKA SLOVENIJA 37 th issue	1,700,000	104.19	10,000.00	SIT	17,712,300,000	73,877,436	96,291,859
15 REPUBLIKA SLOVENIJA 34 th issue	1,691,000	104.50	10,000.00	SIT	17,670,950,000	73,704,967	96,067,062
16 REPUBLIKA SLOVENIJA 43 rd issue	1,560,000	101.50	10,000.00	SIT	15,834,000,000	66,043,107	86,080,593
17 REPUBLIKA SLOVENIJA 40 th issue	1,500,000	103.74	10,000.00	SIT	15,561,000,000	64,904,433	84,596,445
18 REPUBLIKA SLOVENIJA 50 th issue	612,818	103.15	100.00	EUR	15,155,277,394	63,212,177	82,390,758
19 REPUBLIKA SLOVENIJA 35 th issue	1,400,000	104.49	10,000.00	SIT	14,628,600,000	61,015,422	79,527,508
20 REPUBLIKA SLOVENIJA 29 th issue	550,000	108.00	100.00	EUR	14,241,298,500	59,400,000	77,421,967
21 REPUBLIKA SLOVENIJA 18 th issue	500,000	108.10	100.00	EUR	12,958,622,625	54,050,000	70,448,776
22 REPUBLIKA SLOVENIJA 26 th issue	500,000	108.00	100.00	EUR	12,946,635,000	54,000,000	70,383,606
23 NLB 13 th issue	117,335	108.00	100,000.00	SIT	12,672,180,000	52,855,257	68,891,548
24 REPUBLIKA SLOVENIJA 42 nd issue	1,200,000	104.00	10,000.00	SIT	12,480,000,000	52,053,680	67,846,773
25 REPUBLIKA SLOVENIJA 41 st issue	1,200,000	103.50	10,000.00	SIT	12,420,000,000	51,803,422	67,520,586
26 REPUBLIKA SLOVENIJA 45 th issue	1,211,249	100.00	10,000.00	SIT	12,112,490,000	50,520,808	65,848,827
27 REPUBLIKA SLOVENIJA 36 th issue	1,200,000	100.80	10,000.00	SIT	12,096,000,000	50,452,029	65,759,180
28 NLB 10 th issue	108,243	105.50	100,000.00	SIT	11,419,636,500	47,630,938	62,082,170
29 NLB 9 th issue	108,474	103.00	100,000.00	SIT	11,172,822,000	46,601,483	60,740,378
30 REPUBLIKA SLOVENIJA 23 rd issue	400,000	110.40	100.00	EUR	10,587,470,400	44,160,000	57,858,149
31 BTC HIPOTEKARNE	400,000	105.90	100.00	EUR	10,155,915,900	42,360,000	55,212,029
32 REPUBLIKA SLOVENIJA 17 th issue	900,000	103.75	10,000.00	SIT	9,337,500,000	38,946,413	50,762,760
33 REPUBLIKA SLOVENIJA 22 nd issue	800,000	104.50	10,000.00	SIT	8,360,000,000	34,869,292	45,448,640
34 REPUBLIKA SLOVENIJA 25 th issue	800,000	104.50	10,000.00	SIT	8,360,000,000	34,869,292	45,448,640
35 NLB 12 th issue	80,000	102.10	100,000.00	SIT	8,168,000,000	34,068,466	44,404,843
36 REPUBLIKA SLOVENIJA 49 th issue	78,392	104.10	380.00	EUR	7,434,798,715	31,010,307	40,418,838
37 NLB 11 th issue	26,326	103.20	1,000.00	EUR	6,513,699,493	27,168,432	35,411,337
38 NOVA KBM 5 th issue	60,000	105.20	100,000.00	SIT	6,312,000,000	26,327,150	34,314,810
39 REPUBLIKA SLOVENIJA 32 nd issue	238,655	108.00	100.00	EUR	6,179,558,352	25,774,740	33,594,799
40 NLB 2 nd issue, A series	40,000	101.00	100,000.00	SIT	5,617,244,280	23,429,346	30,537,812
41 NOVA KBM 6 th issue	50,000	101.80	100,000.00	SIT	5,090,000,000	21,230,227	27,671,480
42 ABANKA VIPA 7 th issue	173,000	103.60	100.00	EUR	4,297,036,107	17,922,800	23,360,580
43 SKB OBVEZNICIJE 4 th issue, A series	38,182	103.30	100,000.00	SIT	3,944,200,600	16,451,134	21,442,410
44 NFD INVESTICIJSKO SVETOVANJE	16,000	105.75	135,740.00	SIT	3,403,060,396	14,194,056	18,500,534
45 ABANKA 6 th issue	135,000	103.00	100.00	EUR	3,333,758,513	13,905,000	18,123,779
46 REPUBLIKA SLOVENIJA 44 th issue	296,493	110.55	10,000.00	SIT	3,277,730,115	13,671,307	17,819,184
47 REPUBLIKA SLOVENIJA 31 st issue	294,768	106.50	10,000.00	SIT	3,139,279,200	13,093,833	17,066,503
48 BANKA CELJE 8 th issue	125,000	101.80	100.00	EUR	3,050,850,563	12,725,000	16,585,766
49 NLB 3 rd issue	12,000	103.00	1,000.00	EUR	2,963,340,900	12,360,000	16,110,025
50 NOVA KBM 3 rd issue, A series	20,000	109.50	100,000.00	SIT	2,771,819,490	11,561,170	15,068,831
51 ABANKA 5 th issue	100,000	102.10	100.00	EUR	2,447,873,025	10,210,000	13,307,715
52 BANKA CELJE 5 th issue	100,000	101.80	100.00	EUR	2,440,680,450	10,180,000	13,268,613
53 BANKA CELJE 3 rd issue	100,000	100.50	100.00	EUR	2,409,512,625	10,050,000	13,099,171
54 BANKA CELJE 6 th issue, A series	100,000	100.40	100.00	EUR	2,407,115,100	10,040,000	13,086,137
55 ABANKA 4 th issue	100,000	100.01	100.00	EUR	2,397,764,753	10,001,000	13,035,305
56 BANKA CELJE 7 th issue	100,000	100.00	100.00	EUR	2,397,525,000	10,000,000	13,034,001
57 NOVA KBM 2 nd issue	18,000	102.50	500.00	EUR	2,211,716,813	9,225,000	12,023,866
58 NOVA KBM 3 rd issue, B series	18,000	100.00	500.00	EUR	2,157,772,500	9,000,000	11,730,601
59 DEŽELNA BANKA SLOVENIJE 3 rd issue	200,000	103.00	10,000.00	SIT	2,098,163,560	8,751,373	11,406,541
60 BTC 2 nd issue	340,000	108.01	21.92	EUR	1,929,952,309	8,049,769	10,492,070
61 ABANKA 3 rd issue	70,000	100.00	100.00	EUR	1,678,267,500	7,000,000	9,123,801
62 STANOVANJSKI SKLAD RS 2 nd issue	20,000	106.70	74,339.48	SIT	1,628,810,682	6,793,717	8,854,932
63 REPUBLIKA SLOVENIJA 48 th issue	60,000	104.00	100.00	EUR	1,496,055,600	6,240,000	8,133,217
64 HOTELI BERNARDIN	20,000	103.01	296.99	EUR	1,466,946,765	6,118,588	7,974,968
65 SKB OBVEZNICIJE 4 th issue, B series	11,818	97.30	500.00	EUR	1,378,446,689	5,749,457	7,493,843
66 NLB 2 nd issue, B series	10,000	101.00	500.00	EUR	1,210,750,125	5,050,000	6,582,171
67 BANKA CELJE 6 th issue, B series	10,000	100.00	100,000.00	SIT	1,000,000,000	4,170,968	5,436,440
68 BANKA CELJE 4 th issue	100,000	102.10	36.34	EUR	889,557,057	3,710,314	4,836,024
69 STANOVANJSKI SKLAD RS 1 st issue	70,965	104.30	25.86	EUR	458,902,243	1,914,067	2,494,795
70 BANKA VIPA 7 th issue	10,000	101.01	150.00	EUR	363,261,000	1,515,150	1,974,847
71 BANKA VIPA 6 th issue	10,000	101.01	125.00	EUR	302,717,500	1,262,625	1,645,706
72 BANKA VIPA 5 th issue	10,000	102.00	87.50	EUR	213,979,106	892,500	1,163,285
73 BANKA VIPA 4 th issue	8,000	103.75	79.90	EUR	158,996,665	663,170	864,376
74 BANKA VIPA 3 rd issue	10,000	103.60	63.92	EUR	158,766,791	662,211	863,126
75 BANKA VIPA 2 nd issue	8,000	104.00	15.98	EUR	31,875,958	132,954	173,292
TOTAL					874,582,782,980	3,647,856,781	4,754,616,940

EXCHANGE RATES	1 USD=	183.9439	SIT as of 31 Jan 2005
	1 EUR=	239.7525	SIT as of 31 Jan 2005

MARKET CAPITALISATION OF BONDS - FREE MARKET

Issue	Number of issued bonds	Price as of 31 Jan 2005	Principal amt. as of 31 Jan 2005	Currency of denomination	Market capitalisation as of 31 Jan 2005 (in SIT)	Market capitalisation as of 31 Jan 2005 (in EUR)	Market capitalisation as of 31 Jan 2005 (in USD)
1 SLOV. ODŠKODNINSKA DRUŽBA 2 nd issue	10,500,000	108.29	50.60	EUR	137,940,346,969	575,344,770	749,904,438
2 DARS 1 st issue	134,300	109.50	100,000.00	SIT	14,705,850,000	61,337,629	79,947,473
3 NLB 15 th issue	131,126	104.20	100,000.00	SIT	13,663,329,200	56,989,309	74,279,871
4 ZAVAROVALNICA TRIGLAV 1 st issue	30,000	100.00	1,000.00	EUR	7,192,575,000	30,000,000	39,102,003
5 NLB 7 th issue	62,500	107.00	100,000.00	SIT	6,687,500,000	27,893,348	36,356,193
6 NLB 14 th issue	17,000	100.00	1,000.00	EUR	4,075,792,500	17,000,000	22,157,802
7 NLB 8 th issue	14,276	103.50	1,000.00	EUR	3,542,501,424	14,775,660	19,258,597
8 PROBANKA 7 th issue	120,000	101.70	100.00	EUR	2,925,939,510	12,204,000	15,906,695
9 POŠTNA BANKA SLOVENIJE 5 th issue	10,000	102.01	1,000.00	EUR	2,445,715,253	10,201,000	13,295,985
10 ABANKA VIPA 8 th issue	100,000	101.10	100.00	EUR	2,423,897,775	10,110,000	13,177,375
11 ABANKA VIPA 9 th issue	100,000		100.00	EUR	2,397,525,000	10,000,000	13,034,001
12 POTEZA NALOŽBE	100,000		100.00	EUR	2,397,525,000	10,000,000	13,034,001
13 BANKA KOPER 4 th issue	20,000	107.60	100,000.00	SIT	2,152,000,000	8,975,923	11,699,219
14 STANOVANJSKI SKLAD 3 rd issue	20,000	122.00	77,294.30	SIT	1,892,004,743	7,891,491	10,285,771
15 PROBANKA 5 th issue	78,500	100.00	100.00	EUR	1,882,057,125	7,850,000	10,231,691
16 POŠTNA BANKA SLOVENIJE 3 rd issue	17,955	100.00	100,000.00	SIT	1,805,242,383	7,529,608	9,814,092
17 POŠTNA BANKA SLOVENIJE 2 nd issue	15,000	112.50	100,000.00	SIT	1,695,345,188	7,071,230	9,216,643
18 DEŽELNA BANKA SLOVENIJE 4 th issue	67,530		100.00	EUR	1,619,048,633	6,753,000	8,801,861
19 PROBANKA 6 th issue	65,000	102.25	100.00	EUR	1,593,455,053	6,646,250	8,662,723
20 AUTOCOMMERCE 1 st issue	22,300	106.20	228.81	EUR	1,299,174,613	5,418,816	7,062,885
21 BANKA ZASAVJE 3 rd issue	5,000	100.00	1,000.00	EUR	1,198,762,500	5,000,000	6,517,001
22 KD INVESTMENTS 1 st issue	80,000	106.50	51.13	EUR	1,044,428,062	4,356,276	5,677,971
23 SIP STROJNA INDUSTRIJA 1 st issue, A series	32,500		102.26	EUR	796,805,446	3,323,450	4,331,785
24 PROBANKA 4 th issue	50,000	100.00	63.19	EUR	757,498,024	3,159,500	4,118,093
25 SIP STROJNA INDUSTRIJA 1 st issue, B series	17,250		102.26	EUR	422,919,814	1,763,985	2,299,178
TOTAL					218,557,239,213	911,595,246	1,188,173,346

EXCHANGE RATES		
1 USD=	183.9439	SIT as of 31 Jan 2005
1 EUR=	239.7525	SIT as of 31 Jan 2005

D3) MARKET CAPITALISATION OF INVESTMENT FUNDS

	Closed-end funds	Number of shares traded	Price as of 31 Jan 2005	Market capitalisation as of 31 Jan 2005 (in SIT)	Market capitalisation as of 31 Jan 2005 (in EUR)	Market capitalisation as of 31 Jan 2005 (in USD)
1	TRIGLAV STEBER I, DELNIŠKA ID	14,746,743	3,963 SIT	58,447,536,141	243,782,802	317,746,531
2	NFD 1 DELNIŠKI INVESTICIJSKI SKLAD	160,580,300	362 SIT	58,067,442,283	242,197,442	315,680,174
3	INFOND ID	8,132,314	2,837 SIT	23,071,049,525	96,228,609	125,424,380
4	KD ID	92,046,145	242 SIT	22,258,598,784	92,839,903	121,007,540
5	MAKSIMA, delniška ID	7,811,823	2,789 SIT	21,784,205,854	90,861,225	118,428,531
6	ZLATA MONETA I, ID	136,595,600	155 SIT	21,179,147,780	88,337,547	115,139,169
7	KRONA SENIOR	73,170,428	170 SIT	12,453,606,846	51,943,595	67,703,288
8	MODRA LINIJA	34,156,833	265 SIT	9,051,560,745	37,753,770	49,208,268
9	ZVON ENA ID	2,277,577	3,485 SIT	7,936,376,487	33,102,372	43,145,636
10	VIPA INVEST	3,079,247	2,237 SIT	6,886,828,293	28,724,740	37,439,830
11	INFOND ID 1	4,956,471	1,307 SIT	6,479,594,538	27,026,181	35,225,928
	TOTAL			247,615,947,276	1,032,798,187	1,346,149,273

EXCHANGE RATES	1 USD=	183.9439	SIT as of 31 Jan 2005
	1 EUR=	239.7525	SIT as of 31 Jan 2005

E) OTHER

E1) INDICATORS AS OF 31 JANUARY 2005

ISSUE	Price as of 31 Jan 2005	Total net profit (loss) in 000 SIT in year 2003	Earning per share as of 31 Dec 2003	P / E ⁽¹⁾	Dividend for year 2003	Dividend yield	Book value as of 31 Dec 2003	Market book ratio	Turnover ratio ⁽²⁾
Aerodrom ⁽⁵⁾	13,230 SIT	1,827,042	481.24 SIT	27.49	220 SIT	1.66%	4,648.47 SIT	2.85	0.12
Comet	2,621 SIT	494,717	294.93 SIT	8.89	75 SIT	2.86%	3,482.35 SIT	0.75	0.22
Delo	29,500 SIT	933,708	1,400.45 SIT	21.06	900 SIT	3.05%	8,816.80 SIT	3.35	0.11
Delo Prodaja	6,250 SIT	319,628	550.18 SIT	11.36	300 SIT	4.80%	5,700.45 SIT	1.10	0.10
Droga	83,465 SIT	1,044,910	3,702.79 SIT	22.54	2,000 SIT	2.40%	57,591.91 SIT	1.45	0.41
Emona obala ⁽³⁾	1,021 SIT	(3,533,289)	(2,196.31 SIT)	⁽⁴⁾	0	0.00%	4,442.05 SIT	0.23	0.07
Etol	61,000 SIT	725,068	3,188.46 SIT	19.13	1,220 SIT	2.00%	41,190.87 SIT	1.48	0.04
Gorenje	6,564 SIT	4,672,594	392.89 SIT	16.71	100 SIT	1.52%	4,852.63 SIT	1.35	0.18
Geodetski zavod Slovenije	6,564 SIT	48,613	128.42 SIT	51.11	70 SIT	1.07%	3,532.26 SIT	1.86	0.18
Intereuropa	2,250 SIT	2,941,018	372.17 SIT	6.05	240 SIT	10.67%	4,432.78 SIT	0.51	0.04
Istrabenz	7,750 SIT	2,911,231	562.19 SIT	13.78	110 SIT	1.42%	6,189.14 SIT	1.25	0.23
Kolinska	10,311 SIT	1,172,316	370.65 SIT	27.82	130 SIT	1.26%	5,284.69 SIT	1.95	0.07
Krka	5,748 SIT	10,522,385	3,113.99 SIT	1.85	1,200 SIT	20.88%	26,323.43 SIT	0.22	0.21
Luka Koper ⁽⁵⁾	86,249 SIT	3,963,890	283.14 SIT	304.62	245 SIT	0.28%	4,114.98 SIT	20.96	0.16
Mlinotest	8,213 SIT	477,992	200.07 SIT	41.05	48 SIT	0.58%	2,312.35 SIT	3.55	0.14
Mercator	1,913 SIT	5,980,296	1,864.43 SIT	1.03	500 SIT	26.14%	26,113.33 SIT	0.07	0.23
Merkur	42,584 SIT	2,315,161	2,213.50 SIT	19.24	700 SIT	1.64%	30,392.10 SIT	1.40	0.18
Kompas MTS	40,000 SIT	581,790 SIT	195.69 SIT	204.40	110 SIT	0.28%	3,982.53 SIT	10.04	0.19
Nika	1,499 SIT	44,543	238.59 SIT	6.28	0	0.00%	3,184.95 SIT	0.47	0.34
Petrol	3,450 SIT	6,002,512	2,916.46 SIT	1.18	700 SIT	20.29%	34,837.31 SIT	0.10	0.01
Pivovarna Laško	69,934 SIT	2,045,336	234.26 SIT	298.53	105 SIT	0.15%	5,023.49 SIT	13.92	0.12
Pivovarna Union	7,806 SIT	1,092,810	2,422.46 SIT	3.22	0	0.00%	47,656.88 SIT	0.16	0.07
Radenska	64,000 SIT	608,038	121.82 SIT	525.37	70 SIT	0.11%	4,082.58 SIT	15.68	0.00
Salus	2,000 SIT	1,639,817	12,421.35 SIT	0.16	4,000 SIT	200.00%	60,910.19 SIT	0.03	0.02
Sava	133,000 SIT	1,614,263	939.81 SIT	141.52	560 SIT	0.42%	30,518.99 SIT	4.36	0.10
Terme Čatež	46,716 SIT	591,453	1,056.01 SIT	44.24	1,000 SIT	2.14%	28,474.27 SIT	1.64	0.15
Tehnounion	40,719 SIT	(672,591)	(8,943.67 SIT)	⁽⁴⁾	0	0.00%	46,456.69 SIT	0.88	0.06
Žito	16,850 SIT	(56,598)	(163.55 SIT)	⁽⁴⁾	920 SIT	5.46%	40,469.39 SIT	0.42	0.12
MARKET AVERAGE ⁽⁶⁾				25.68		1.61%		1.70	

Calculated on the basis of last audit consolidated financial statements. Average number of shares traded in year 2002 and 2003 has been used for the calculations.

(1) P / E = PRICE / EARNING PER SHARE

(2) Yearly turnover / average capitalisation on 31 Jan 2004, 30 Jun 2004 and 31 Jan 2005.

(3) Shares of daughter company are excluded.

(4) Not applicable.

(5) Calculation of P/E for Aerodrom and Luka Koper includes common and preferred shares.

(6) Average P/E = total market capitalisation of common shares listed on official market (31 Jan 2005) / total net profit of companies listed on official market, adjusted with share of listed securities.

Average div. yield = total dividends, payed by the companies listed on official market in year 2003, adjusted with share of listed securities / total market capitalisation of common shares on official market (31 Jan 2005).

Average price / book value = total market capitalisation of common shares listed on official market (31 Jan 2005) / total equity of companies listed on official market (31 Dec 2003), adjusted with share of listed securities.

E2) OWNERSHIP AND NET INFLOW OF FOREIGN INVESTMENTS

CHANGES IN FOREIGN OWNERSHIP IN CURRENT YEAR				
ISSUE	Balance as of 31 Jan 2005 (in %)	Balance as of 31 Jan 2004 (in %)	% points change 31 Jan 2005 / 31 Jan 2004	Market capitalisation as of 31 Jan 2005 (in SITm)
KOMPAS MTS	4.69	0.13	4.56	4,457
PIVOVARNA LAŠKO	3.47	2.14	1.33	68,282
ŽITO	1.13	0.42	0.70	13,259
ETOL	0.54	0.06	0.47	15,532
KOLINSKA	0.05	1.31	-1.26	18,205
MERKUR	0.53	14.74	-14.20	48,583
ISTRABENZ	6.40	25.52	-19.12	53,411
DROGA	0.58	19.73	-19.15	23,601

NET INFLOW OF FOREIGN PORTFOLIO INVESTMENTS BY MONTH IN SITm

	Exchange market	Off-exchange market	Total	Turnover of foreign investors on the exchange	Foreign ownership (capitalisation of shares)	Share in turnover of foreign investors
Year 2004						
January	281.22	533.84	815.06	1,030.32	5.91%	3.13%
February	418.95	-8,609.01	-8,190.06	775.23	5.32%	2.75%
March	419.78	1,507.91	1,927.69	2,037.46	5.32%	5.63%
April	242.31	-2,184.54	-1,942.23	2,110.99	4.63%	5.18%
May	-431.36	3,602.85	3,171.49	1,204.07	4.74%	3.11%
June	-506.95	3,605.46	3,098.51	1,619.45	4.66%	6.10%
July	-552.04	526.37	-25.67	1,421.14	4.42%	6.13%
August	-260.60	-6.47	-267.07	1,233.34	4.37%	4.76%
September	127.39	1,470.87	1,598.26	1,508.10	4.30%	4.52%
October	-590.79	17,526.67	16,935.88	1,793.58	3.80%	6.82%
November	218.93	6,540.49	6,759.42	1,735.66	4.02%	5.24%
December	244.0	8,670.3	8,914.3	2,336.1	4.47%	4.55%
Year 2005						
January	638.6	2,917.8	3,556.5	1,632.9	4.48%	5.50%
Total in year 2005	638.6	2,917.8	3,556.5	1,632.9	4.48%	5.50%
Total in year 2004	-389.19	33,184.73	32,795.54	18,805.40	4.47%	4.74%
Total in year 2003	521.20	52,206.99	52,728.19	11,916.37	5.91%	3.50%
Total in year 2002	-11,895.17	337,085.31	325,190.16	39,402.86	19.68%	8.19%
Total in year 2001	4,499.69	63,500.44	68,000.03	10,555.78	10.51%	3.03%
Total in year 2000	208.11	8,540.41	8,748.52	4,295.57	7.77%	1.59%
Total in year 1999	-2,269.19	674.01	-1,595.09	3,163.40	7.98%	1.19%
Total in year 1998	2,761.20	-2,104.00	657.30	14,333.90	8.86%	8.27%
Total in year 1997	8,440.86	9,965.96	18,406.81	24,090.40	n.a.	22.24%
Total in year 1996	7,439.48	3,381.38	10,820.86	9,718.80	n.a.	11.17%

E3) RECORD VALUES

RECORD DAILY TURNOVER IN YEAR 2005

21 January 2005

	Turnover (in SIT)	Number of bargains	Volume in pieces
Order book trades	710,957,413	1,047	433,915
Cross trades	132,904,694	207	91,400
Block trades	1,830,970,454	5	311,756
Total	2,674,832,561	1,259	837,071

MAX AND MIN VALUE OF TURNOVER AND INDICES

	In year 2005		In years 1989-2004	
Monthly turnover (in SITm)	29,569	January 2005	62,044	December 2002
Daily turnover (in SITm)	2,675	21 Jan 2005	11,474	16 Jul 2002
Number of bargains per day	1,522	25 Jan 2005	6,411	27 Dec 2002
Value of block trade (in SITm)	1,511.71	21 Jan 2005	8,128	23 Nov 2001
Max value of SBI 20 index	5,128.56	31 Jan 2005	4,935.29	15 Nov 2004
Min value of SBI 20 index	4,908.79	3 Jan 2005	891.93	10 Sep 1996
Max value of SBI 20NT index	4,691.33	31 Jan 2005	4,543.43	15 Nov 2004
Min value of SBI 20NT index	4,506.46	3 Jan 2005	1,437.30	30 Jun 1998
Max value of IPT index	4,379.45	31 Jan 2005	4,193.25	15 Nov 2004
Min value of IPT index	4,150.15	3 Jan 2005	1,318.83	1 July 1998
Max value of PIX index	4,752.47	31 Jan 2005	4,606.40	26 Nov 2004
Min value of PIX index	4,508.47	3 Jan 2005	965.15	29 Apr 1999
Max value of BIO index	122.23	27 Jan 2005	122.27	27 Dec 2004
Min value of BIO index	120.63	20 Jan 2005	100.46	5 July 1995
Max value of FOOD AND BEVERAGES index	3,395.78	31 Jan 2005	3,655.69	26 Jan 2004
Min value of FOOD AND BEVERAGES index	3,318.55	3 Jan 2005	1,499.15	3 May 2001
Max value of CHEMICALS index	5,071.18	31 Jan 2005	4,779.05	19 Nov 2004
Min value of CHEMICALS index	4,701.18	3 Jan 2005	1,476.44	1 July 1998
Max value of TRANSPORT index	5,319.54	12 Jan 2005	5,092.44	27 Dec 2004
Min value of TRANSPORT index	5,039.41	3 Jan 2005	1,132.46	1 July 1998
Max value of TRADE index	3,762.42	31 Jan 2005	3,640.33	15 Nov 2004
Min value of TRADE index	3,549.83	3 Jan 2005	1,172.80	1 July 1998
Other				
Market capitalisation in SITm	3,102,425	31 Jan 2005	3,049,777	31 Dec 2004
Share in turnover of foreign investors	4.48%	31 Jan 2005	19.68%	31 Dec 2002

E4) NEW LISTED AND DELISTED SECURITIES AND CHANGES IN YEAR 2005

NEW LISTED SECURITIES

FREE MARKET

SHARES

Issuer	Trading code	Type of share	Listing date	First trading day
CAP NALOŽBE, LJUBLJANA	CPNR	common	3 Jan 2005	12 Jan 2005
D HOLDING, DOMŽALE	DHLR	common	3 Jan 2005	12 Jan 2005

FREE MARKET

SHARES

Issuer	Trading code	Type of share	Delisting date
NK2 NALOŽBE, LJUBLJANA	NK2R	common	4 Jan 2005

EXPIRED BONDS IN YEAR 2005

Issuer	Trading code	Issue	Market	Last trading day
Republika Slovenija	RS28	28 th issue	official market	10 Jan 2005

F) LIST OF SECURITIES - JANUARY 2005

F1) OFFICIAL MARKET (1)

CORPORATE BONDS

	Issuer	Trading code	First trading day	Nominal value of issue traded	Coupon interest rate	Maturity	Sector
1	ABANKA VIPA	AB03	14 June 1999	7 EURm	5% p.a.	1998-2005	banking
2	ABANKA VIPA	AB04	27 Dec 2000	10 EURm	6.25% p.a.	2000-2007	banking
3	ABANKA VIPA	AB05	26 Sept 2001	10 EURm	6% p.a.	2001-2006	banking
4	ABANKA VIPA	AB06	25 Nov 2002	13.5 EURm	5.9% p.a.	2002-2009	banking
5	ABANKA VIPA	AB07	30 Oct 2003	17.3 EURm	5.3% p.a.	2003-2010	banking
6	BANKA CELJE	BCE3	6 Mar 2000	10 EURm	6% p.a.	1999-2005	banking
7	BANKA CELJE	BCE4	9 Feb 2001	10 EURm	6% p.a.	2000-2006	banking
8	BANKA CELJE	BCE5	19 Dec 2001	10 EURm	6% p.a.	2001-2007	banking
9	BANKA CELJE	BCE6A	30 Sept 2002	10 EURm	5.6% p.a.	2002-2008	banking
10	BANKA CELJE	BCE6B	30 Sept 2002	10,000 SITm	4.9% p.a.	2000-2005	banking
11	BANKA CELJE	BCE7	17 Nov 2003	10 EURm	5.15% p.a.	2003-2010	banking
12	BANKA CELJE	BCE8	26 Oct 2004	12.5 EURm	4.9% p.a.	2004-2011	banking
13	ABANKA VIPA	VP02E	25 Oct 1995	2,045,167.52 EUR	10% p.a.	1995-2005	banking
14	ABANKA VIPA	VIP3E	13 Nov 1996	2,556,459.41 EUR	7.5% p.a.	1996-2006	banking
15	ABANKA VIPA	VIP4E	3 Dec 1997	2,045,167.52 EUR	7% p.a.	1997-2007	banking
16	ABANKA VIPA	VIP5	24 Dec 1998	2 EURm	6% p.a.	1998-2008	banking
17	ABANKA VIPA	VIP6	6 Mar 2000	2 EURm	5.5% p.a.	1999-2009	banking
18	ABANKA VIPA	VIP7	19 July 2001	2 EURm	6.2% p.a.	2001-2010	banking
19	BLAGOVNO TRGOVINSKI CENTER	BTC1E	24 Feb 1997	17,383,924.96 EUR	10.5% p.a.	1996-2008	retail, wholesale and real estate trade
20	BLAGOVNO TRGOVINSKI CENTER	BTC2	6 Jun 2003	40 EURm	7% p.a.	2001-2011	retail, wholesale and real estate trade
21	HOTELI BERNARDIN	HTB1E	28 June 1999	10,225,837.62 EUR	8.5% p.a.	1999-2009	hotel and restaurant activities
22	NFD	NI01	21 Dec 1999	2,171.84 SITm	5.5% p.a. + TOM	1999-2006	investment consulting
23	NOVA KBM	KBM2	14 Nov 2000	9 EURm	5.9% p.a.	2000-2006	banking
24	NOVA KBM	KBM3	14 Nov 2001	2,000 SITm	5.8% p.a.+TOM	2001-2006	banking
25	NOVA KBM	KBM4	14 Nov 2001	9 EURm	6% p.a.	2001-2006	banking
26	NOVA KBM	KBM5	26 Oct 2004	6,000 SITm	5.3% p.a.	2004-2009	banking
27	NOVA KBM	KBM6	26 Oct 2004	5,000 SITm	4.5% p.a.	2004-2007	banking
28	NOVA LJUBLJANSKA BANKA	NLB5	27 Sept 2001	12 EURm	5.8% p.a.	2000-2005	banking
29	NOVA LJUBLJANSKA BANKA	NLB3	18 July 2000	4,000 SITm	5.25% p.a. + TOM	2000-2005	banking
30	NOVA LJUBLJANSKA BANKA	NLB4	18 July 2000	5 EURm	5.65% p.a.	2000-2005	banking
31	NOVA LJUBLJANSKA BANKA	NLB9	18 Jun 2003	10,847.4 SITm	8.5% p.a.	2002-2006	banking
32	NOVA LJUBLJANSKA BANKA	NLB10	18 Jun 2003	10,824.3 SITm	3% p.a. + TOM	2002-2007	banking
33	NOVA LJUBLJANSKA BANKA	NLB11	18 Jun 2003	26.326 EURm	5.1% p.a.	2002-2009	banking
34	NOVA LJUBLJANSKA BANKA	NLB12	14 Nov 2003	8,000 SITm	2.65% + TOM	2003-2008	banking
35	NOVA LJUBLJANSKA BANKA	NLB13	14 Nov 2003	11,733.5 SITm	7.0%	2003-2013	banking
36	SKB BANKA	SKB4A	30 Dec 1999	3,818.2 SITm	5.25% p.a. + TOM	1999-2005	banking
37	SKB BANKA	SKB4B	30 Dec 1999	5,909 EURm	5.25% p.a.	1999-2006	banking
38	DEZELNA BANKA SLOVENIJE	SZB3	15 Mar 2000	2,000 SITm	5.3% p.a. + TOM	1999-2005	banking
39	STANOVANJSKI SKLAD RS	SSR1E	4 July 1996	4,083,023.58 EUR	6% p.a.	1995-2010	national mortgage agency
40	STANOVANJSKI SKLAD RS	SSR2	30 June 1998	2,000 SITm	7.2% p.a. + TOM	1998-2008	national mortgage agency

MUNICIPAL and GOVERNMENT BONDS

	Issuer	Trading code	First trading day	Nominal value of issue traded	Coupon interest rate	Maturity	Sector
1	REPUBLIC OF SLOVENIA	RS10	14 June 1999	52,189.61 SITm	4.5% p.a. + TOM	1997-2007	government bond
2	REPUBLIC OF SLOVENIA	RS17	15 Mar 2000	9,000 SITm	4.7% p.a. + TOM	2000-2005	government bond
3	REPUBLIC OF SLOVENIA	RS18	15 May 2000	50 EURm	6% p.a.	2000-2010	government bond
4	REPUBLIC OF SLOVENIA	RS21	18 Nov 2002	20,000 SITm	1% p.a. + TOM	2001-2015	government bond
5	REPUBLIC OF SLOVENIA	RS22	22 Feb 2001	8,000 SITm	4.7% p.a. + TOM	2001-2006	government bond
6	REPUBLIC OF SLOVENIA	RS23	20 Feb 2001	40 EURm	6% p.a.	2001-2011	government bond
7	REPUBLIC OF SLOVENIA	RS25	3 May 2001	8,000 SITm	4.7% p.a. + TOM	2001-2006	government bond
8	REPUBLIC OF SLOVENIA	RS26	14 June 2001	50 EURm	5.375% p.a.	2001-2011	government bond
9	REPUBLIC OF SLOVENIA	RS27	20 Dec 2001	17,000 SITm	4.7% p.a. + TOM	2001-2006	government bond
10	REPUBLIC OF SLOVENIA	RS29	25 Jan 2002	55 EURm	5.375% p.a.	2002-2012	government bond
11	REPUBLIC OF SLOVENIA	RS31	25 Jan 2002	2,974.68 SITm	4.7% p.a. + TOM	2002-2007	government bond
12	REPUBLIC OF SLOVENIA	RS32	25 Jan 2002	23,8655 EURm	5.375% p.a.	2002-2012	government bond
13	REPUBLIC OF SLOVENIA	RS33	9 Apr 2002	127,166 EURm	8% p.a.	2002-2022	government bond
14	REPUBLIC OF SLOVENIA	RS34	26 Feb 2002	16,910 SITm	4.2% p.a. + TOM	2002-2007	government bond
15	REPUBLIC OF SLOVENIA	RS35	26 Mar 2002	14,000 SITm	9% p.a.	2002-2007	government bond
16	REPUBLIC OF SLOVENIA	RS36	26 Mar 2002	12,000 SITm	7.5% p.a.	2002-2005	government bond
17	REPUBLIC OF SLOVENIA	RS37	30 Apr 2002	17,000 SITm	4% p.a. + TOM	2002-2007	government bond
18	REPUBLIC OF SLOVENIA	RS38	30 Apr 2002	100 EURm	5.63% p.a.	2002-2017	government bond
19	REPUBLIC OF SLOVENIA	RS39	18 Nov 2002	30,000 SITm	1% p.a. + TOM	2002-2008	government bond
20	REPUBLIC OF SLOVENIA	RS40	7 June 2002	15,000 SITm	3.9% p.a. + TOM	2002-2007	government bond
21	REPUBLIC OF SLOVENIA	RS41	26 June 2002	12,000 SIT m	3.9% p.a. + TOM	2002-2007	government bond
22	REPUBLIC OF SLOVENIA	RS42	24 Jul 2002	12,000 SIT m	9% p.a.	2002-2005	government bond
23	REPUBLIC OF SLOVENIA	RS43	22 Oct 2002	15,600 SITm	3% p.a. + TOM	2002-2006	government bond
24	REPUBLIC OF SLOVENIA	RS44	29 Nov 2002	2,964.93 SITm	6.65% p.a.	2002-2012	government bond
25	REPUBLIC OF SLOVENIA	RS45	3 Dec 2002	12,112.49 SITm	8.2% p.a.	2002-2005	government bond
26	REPUBLIC OF SLOVENIA	RS48	10 Dec 2002	60 EURm	4.75% p.a.	2002-2012	government bond
27	REPUBLIC OF SLOVENIA	RS49	22 Jan 2003	29,78896 EUR m	4.75% p.a.	2003-2022	government bond
28	REPUBLIC OF SLOVENIA	RS50	11 Mar 2003	61,281,800 EUR	4.50% p.a.	2003-2013	government bond
29	REPUBLIC OF SLOVENIA	RS51	11 Mar 2003	44,470.5 SITm	7.75% p.a.	2003-2006	government bond
30	REPUBLIC OF SLOVENIA	RS52	17 Apr 2003	40,000 SITm	6.25% p.a.	2003-2008	government bond
31	REPUBLIC OF SLOVENIA	RS53	17 Apr 2003	100 EURm	4.875% p.a.	2003-2018	government bond
32	REPUBLIC OF SLOVENIA	RS54	29 Oct 2003	30,000 SITm	5.75% p.a.	2003-2013	government bond
33	REPUBLIC OF SLOVENIA	RS55	24 Feb 2004	40,000 SITm	5% p.a.	2004-2007	government bond
34	REPUBLIC OF SLOVENIA	RS56	24 Feb 2004	50,000 SITm	4.875% p.a.	2004-2009	government bond
35	REPUBLIC OF SLOVENIA	RS57	29 Mar 2004	90,000 SITm	4.875% p.a.	2004-2014	government bond

TOM (abbreviation for: "temeljna obrestna mera" - base interest rate) - indexation factor, calculated as twelve month average of monthly consumer price index

F1) OFFICIAL MARKET (2)

COMMON SHARES

	Issuer	Trading code	First trading day	Nominal value of issue listed	Number of shares traded	Isin code	Sector
1	AERODROM LJUBLJANA	AELG	8 Oct 1997	1,936.229 SITm	1,936,229	SI 003110327 6	airport services
2	COMET ZREČE	CHZG	2 Nov 1998	1,700.688 SITm	1,700,688	SI 003110440 7	grinding wheels and other non-metals production
3	DELO LJUBLJANA	DELR	13 Jan 1999	667.464 SITm	667,464	SI 003110445 6	publishing
4	DELO PRODAJA	DPRG	12 Feb 2001	593.549 SITm	593,549	SI 003110707 9	trade
5	DROGA PORTOROŽ	DRPG	12 June 1998	2,827.68 SITm	282,768	SI 003110025 6	food processing industry
6	EMONA OBALA	EOKG	7 Jan 1998	1,741.456 SITm	1,741,456	SI 003110268 2	commerce
7	ETOL CELJE	ETOG	21 Feb 1997	2,546.19 SITm	254,619	SI 003110133 8	essential oils and fragrances production
8	GEODETSKI ZAVOD SLOVENIJE	GZRG	8 Jan 2001	379.820 SITm	379,820	SI 003111033 9	surveying and cartography
9	GORENJE VELENJE	GRVG	10 Nov 2000 (2 June 1998 free market)	12,200 SITm	12,200,000	SI 003110407 6	household appliances
10	INTEREUROPA KOPER	IEKG	12 Jan 1998	7,902.413 SITm	7,902,413	SI 003110009 0	retail trade
11	ISTRABENZ KOPER	ITBG	16 June 1997	5,180 SITm	5,180,000	SI 003110207 0	holding companies management
12	KOMPAS MTS	MTSG	8 Dec 2000	2,973.005 SITm	2,973,005	SI 003110370 6	catering service, border-crossing and tourist services
13	KOLINSKA LJUBLJANA	KOLR	8 Jan 1996	3,166.992 SITm	3,166,992	SI 003110005 8	food processing industry
14	KRKA TOVARNA ZDRAVIL NOVO MESTO	KRKG	4 Nov 1997	14,170.448 SITm	3,542,612	SI 003110212 0	pharmaceutical & chemical industry
15	LUKA KOPER	LKPG	20 Nov 1996	7,140 SITm	7,140,000	SI 003110134 6	transport
16	MERCATOR LJUBLJANA	MELR	22 Dec 1997	32,085.04 SITm	3,208,504	SI 003110008 2	commerce industry, agriculture
17	MERKUR NAKLO	MER	30 Nov 1998	12,145.85 SITm	1,214,585	SI 003110463 9	wholesale and retail trade
18	MLINOTEST AJDOVŠČINA	MAJG	3 Apr 2000	2,389.177 SITm	2,389,177	SI 003110820 0	food processing industry
19	NIKA BREŽICE	NIKA	23 June 1992	479.688 SITm	479,688	SI 003110079 3	financial consultancy and services
20	PETROL LJUBLJANA	PETG	5 May 1997	12,517.806 SITm	2,086,301	SI 003110215 3	crude-oil and gas trade
21	PIVOVARNA LAŠKO	PILR	1 Feb 2000	8,747.652 SITm	8,747,652	SI 003110741 8	brewery
22	PIVOVARNA UNION	PULG	6 Mar 2000	4,511.14 SITm	451,114	SI 003110907 5	brewery and soft drinks
23	RADENSKA RADENCI	RARG	3 Apr 1997	5,061.856 SITm	5,061,856	SI 003110230 2	health resort
24	SALUS LJUBLJANA	SALR	16 Jan 1992	134.98 SITm	134,980	SI 003110568 5	full-line pharmaceutical
25	SAVA KRANJ	SAVA	6 Jan 2000	20,069.87 SITm	2,006,987	SI 003110845 7	wholesale chemicals
26	TEHNOUNION LJUBLJANA	TEHG	26 Nov 1998	840.05 SITm	84,005	SI 003110002 5	sales agent and marketing of motor vehicles
27	TERME ČATEŽ	TCRG	26 Aug 1993	3,587.496 SITm	597,916	SI 003110063 7	health resort
28	ŽITO LJUBLJANA	ZTOG	20 Mar 2000	3,487.65 SITm	348,765	SI 003110844 0	flour, bread, pasta and sweets production

PREFERRED SHARES

	Issuer	Trading code	First trading day	Nominal value of issue listed	Number of shares traded	Isin code	Sector
1	PROBANKA MARIBOR	PRBP	30 Mar 1993	400 SITm	400,000	SI 002120040 5	banking

TRADED SECURITIES - JANUARY 2005

F2) FREE MARKET (1)

CORPORATE BONDS

	Issuer	Trading code	First trading day	Nominal value of issue traded	Interest rate	Maturity	Sector
1	ABANKA VIPA	AB08	22 Sep 2004	10 EURm	4.9% p.a.	2003-2011	banking
2	ABANKA VIPA	AB09	22 Sep 2004	10 EURm	4.7% p.a.	2003-2011	banking
3	AUTOCOMMERCE	ACL1E	15 Dec 1997	11,401,808.95 EUR	8% p.a.	1997-2006	foreign and domestic trade, service and production
4	BANKA KOPER	BKP4	21 Dec 2000	2,000 SITm	6% p.a. + TOM	2000-2005	banking
5	BANKA ZASAVJE	BZ03	27 Jul 2004	5 EURm	4.5% p.a.	2004-2011	banking
6	KD INVESTMENTS	KDO1E	24 July 1996	4,090,335.05 EUR	10% p.a.	1996-2006	investment
7	NOVA LJUBLJANSKA BANKA	NLB7	22 Nov 2002	6,250 SITm	10% p.a.	2002-2005	banking
8	NOVA LJUBLJANSKA BANKA	NLB8	22 Nov 2002	14,276 EURm	5.5% p.a.	2002-2007	banking
9	NOVA LJUBLJANSKA BANKA	NLB14	6 Jul 2004	17 EURm	5% p.a.	2003-2008	banking
10	NOVA LJUBLJANSKA BANKA	NLB15	1 Dec 2004	13,112.6 SITm	4.8% p.a.	2004-2012	banking
11	POŠTNA BANKA SLOVENIJE	PBS2	27 Dec 2002	1,500 SITm	6% + TOM	2000-2007	banking
12	POŠTNA BANKA SLOVENIJE	PBS3	27 Dec 2002	1,795.5 SITm	5.3% + TOM	2000-2005	banking
13	POŠTNA BANKA SLOVENIJE	PBS5	6 Jan 2004	10 EURm	4.8% p.a.	2004-2008	banking
14	POTEZA NALOŽBE	PNO1	29 Sep 2004	10 EURm	5.25% p.a.	2003-2001	enterprise and business counseling
15	PROBANKA, MARIBOR	PRB4	15 Mar 2000	5 EURm	5.5% p.a.	1999-2007	banking
16	PROBANKA, MARIBOR	PRB5	26 Apr 2002	7.85 EURm	6.25% p.a.	2001-2006	banking
17	PROBANKA, MARIBOR	PRB6	30 Jul 2003	6.5 EURm	5.7% p.a.	2002-2008	banking
18	PROBANKA, MARIBOR	PRB7	5 May 2004	12 EURm	5.2% p.a.	2004-2010	banking
19	SIP STROJNA OPREMA	SIP1AE	19 June 2000	3,323,397.23 EUR	6% p.a.	1999-2009	production of tractors and other agricultural, forestry and cultivation machinery
20	SIP STROJNA OPREMA	SIP1BE	19 June 2000	1,763,956.99 EUR	6% p.a.	1999-2009	
21	DEŽELNA BANKA SLOVENIJE	SZB4	1 Apr 2004	6.753 EURm	6% p.a.	2004-2007	banking

INSURANCE

	Issuer	Trading code	First trading day	Nominal value of issue traded	Coupon interest rate	Maturity	Sector
1	ZAVAROVALNICA TRIGLAV	ZT01	2 Jun 2004	30 EURm	5.125% p.a.	2003-2013	insurance

MUNICIPAL and GOVERNMENT BONDS

	Issuer	Trading code	First trading day	Nominal value of issue traded	Coupon interest rate	Maturity	Sector
1	DARS	DRS1	30 Dec 2004	13,430 SITm	5.1 % p.a.	2004-2024	performing financial engineering, preparatory, organization and policy making of building, maintenance of road network and management of super highways in Republic of Slovenia
2	SLOVENSKA ODŠKODNINSKA DRUŽBA	SOS2E	7 Apr 1997	536,865,000 EUR	6% p.a.	1996-2004	meeting commitments deriving from denationalisation process
3	STANOVANJSKI SKLAD RS	SSR3	8 May 2001	2,000 SITm	6.1% p.a. + TOM	2001-2011	national mortgage agency

TOM (abbreviation for: "temeljna obrestna mera"- base interest rate) - indexation factor calculated as twelve month average of monthly consumer price index

F2) FREE MARKET (2)

COMMON SHARES

Issuer	Trading code	First trading day	Nominal value of issue traded	Number of shares traded	Isin code	Sector
1 AGROKOMBINAT, MARIBOR	AKMG	24 Sep 1999	403.808 SITm	403.808	SI 003110433 2	retail, fooder production for livestock, meat and milk products, granary services
2 AKTIVA AVANT, LJUBLJANA	AAPG	12 Sep 2003	2.951.872 SITm	2.951.872	SI 002111191 7	other financial intermediation
3 AKTIVA INVEST, LJUBLJANA	AKIR	27 May 2003	815.773 SITm	815.773	SI 02111135 4	enterprise & business counselling
4 AKTIVA NALOŽBE, LJUBLJANA	ATPG	27 Feb 2004	13.591.508 SITm	13.591.508	SI 002111216 2	holding companies management
5 ALPETOUR POTOVALNA AGENCIJA	APAG	2 Aug 2000	526.084 SITm	263.042	SI 003110989 3	passengers transport
6 ARKADA HOLDING, LJUBLJANA	AR1R	13 Jan 2004	6.640.325 SITm	6.640.325	SI 002111207 1	holding companies management
7 AVTOPREVOZNIŠTVO IN SERVISI VELENJE	ASVG	1 Sep 1997	308.696 SITm	308.696	SI 003110315 1	transport company
8 BELINKA HOLDING	BELG	19 Oct 2000	2.702.532 SITm	2.702.532	SI 003110216 1	holding companies management
9 CAPITA	CAP1	5 Sep 1997	315.963 SITm	315.963	SI 002110003 5	holding companies management
10 CAP NALOŽBE	CPNR	12 Jan 2005	537.332 SITm	537.332	SI 002111326 9	holding companies management
11 CERTIUS INVEST	CRIR	16 Sep 2003	3.091.062 SITm	3.091.062	SI 002111192 5	other financial intermediation
12 CETIS CELJE	CETG	10 Mar 1997	2.400 SITm	200.000	SI 003110084 3	paper industry and graphics
13 CINKARNA CELJE	CICG	6 Mar 1998	4.874.862 SITm	812.477	SI 003110380 5	metallurgic and chemical industry
14 COLOR MEDVODE	COMG	15 Jan 1998	1.900.782 SITm	950.391	SI 003110360 7	resin, colours and varnish industry
15 CREINA KRANJ	CRKG	21 Feb 2000	194.376 SITm	48.594	SI 003110915 8	production and wholesale of agricultural and industrial machines and gadgets
16 D HOLDING	DHLR	12 Jan 2005	718.1 SITm	718.100	SI 002111325 1	holding companies management
17 DANA MIRNA	DMRG	7 June 1999	356.128 SITm	356.128	SI 003110520 6	secondary industry of fruit processing and production of alcohol and non-alcohol drinks
18 DZS LJUBLJANA	DZS	12 May 1999	1.429.368 SITm	1.429.368	SI 003110527 1	publishing and trading
19 EGOLES, ŠKOFJA LOKA	GKRG	17 Sep 1999	51.399 SITm	51.399	SI 003110714 5	forest management and sale of wood products
20 ELMO LJUBLJANA	IELG	22 Feb 2001	708 SITm	708.000	SI 003111026 3	electrical installations
21 ETRA 33	ETRG	7 Nov 2002	454.23 SITm	45.423	SI 003110712 9	production of electromotors, generators and transformers
22 FINIRA	FIRR	10 Oct 2002	2.179.206 SITm	2.179.206	SI 002111138 8	holding companies management
23 FOND INVEST	MHLG	30 Jan 2001	595.241 SITm	595.241	SI 003111007 3	holding companies management
24 FRUCTAL AJDOVŠČINA	FRAG	6 Jan 1998	2.504.151 SITm	2.504.151	SI 003110359 9	food-processing industry
25 GEA COLLEGE	GEAL	5 Jan 1995	147.885 SITm	147.885	SI 003110080 1	consulting
26 GEA TOVARNA OLJA	GSBG	30 June 1996	660.348 SITm	660.348	SI 003110129 6	oil - producing industry
27 GORENJSKI TISK, KRANJ	GTKG	19 Sep 1996	1.070.328 SITm	1.070.328	SI 003110119 7	graphics services
28 GORIŠKE OPEKARNE, RENČE	GORG	8 Mar 1999	523.634 SITm	523.634	SI 003110499 3	production of different clay brick products
29 GOZDNO GOSPODARSTVO BLED	GGBG	27 Dec 1999	611.9 SITm	611.900	SI 003110737 6	forest management
30 GRADIS GP	GLJG	12 July 1999	609.5 SITm	304.750	SI 003110393 8	construction
31 GRAND HOTEL UNION	GHUG	5 Jan 2000	1.814.613 SITm	1.814.613	SI 003110865 5	hotel industry
32 HELIOS DOMŽALE	HDOG	19 Sep 1996	2.199.61 SITm	219.861	SI 003110114 8	intermediary on fuel, mine sector
33 HIDROTEHNIK LJUBLJANA	VHLG	5 July 1999	2.198.61 SITm	384.472	SI 003110551 1	building industry and protection against flood damage
34 HOTEL PALACE PORTOROŽ	PALG	7 Oct 1997	2.346.102 SITm	2.346.102	SI 003110330 0	hotel industry
35 HRAM HOLDING	ST1R	27 Jan 2004	4.346.667 SITm	4.346.667	SI 002111210 5	holding companies management
36 IMP ČRPALKE	ICRG	9 Sep 1998	333.034 SITm	333.034	SI 003110434 0	production of pumps
37 IMP KLIMAT	KLLG	26 Apr 2002	353.9 SITm	353.900	SI 003111114 7	production of air conditioning equipment
38 INFOND HOLDING	IFFR	23 Sept 2002	16.833.414 SITm	16.833.414	SI 002111076 0	holding companies management
39 INFOND HOLDING 1	IFHR	22 Jul 2004	3.777.004 SITm	3.777.004	SI 002111308 7	holding companies management
40 INLES RIBNICA	IHPG	8 Oct 1999	1.218.01 SITm	609.005	SI 003110745 9	production of furniture
41 INTARA LJUBLJANA	INTR	5 Jan 1995	101 SITm	101.000	SI 003110114 8	brokerage house
42 INTEGRAL, JESENICE	INJG	14 Sep 1999	256.556 SITm	256.556	SI 003110708 7	merchandise and passenger transport, motor vehicle service and repairs
43 INTERTRADE ITA	INRG	20 Oct 1997	695.31 SITm	69.531	SI 003110333 4	mechanical engineering representative
44 INTERTRADE ITS	ITSG	24 Apr 1998	1.260 SITm	1.260.000	SI 003110394 6	information and computer service
45 ISKRA AVTOELEKTRIKA	IALG	26 Oct 2004	3.216.626 SITm	1.608.313	SI 003110704 6	production of electrical equipment for machinery and vehicles
46 JADRAN SEŽANA	JASG	23 Sep 1996	165.302 SITm	165.302	SI 003110154 4	commerce industry
47 JATA EMONA	JAMR	15 Jan 2002	3.197.534 SITm	3.197.534	SI 003111109 7	production and retailing of poultry meat
48 JAVOR PIVKA	JPIG	13 Nov 2000	1.194.7 SITm	1.194.700	SI 003110910 9	production of plywood, bound and layer wood, fibre and other slabs
49 JELEN SLOVENSKE KONJICE	JESG	29 Nov 1999	50.849 SITm	50.849	SI 003110430 8	restaurant & hotel capacities
50 JUTEKS ŽALEC	JTKG	2 Nov 1999	641.432 SITm	641.432	SI 003110786 3	carpet production on various linings
51 KD HOLDING	KDHR	5 Feb 2001	10.988.272 SITm	1.373.534	SI 003111046 1	holding companies management
52 KEMA PUČONCI	KEPG	17 Dec 1998	217.346 SITm	217.346	SI 003110420 9	production of special building materials
53 KLASJE CELJE	KLKG	2 July 1999	820.343 SITm	820.343	SI 003110548 7	bread, pastries and sweets production
54 KOMPAS HOTELI KRANJSKA GORA	KHKG	31 May 1996	1.627 SITm	162.700	SI 003110052 0	tourism, hotel industry
55 KOŠAKI TMI MARIBOR	TKMG	11 Oct 1999	432.36 SITm	43.236	SI 003110424 1	secondary meat industry and production of meat products
56 KRONA HOLDING	KRHR	9 May 2002	1.287.121 SITm	1.287.121	SI 002111124 8	holding companies management
57 KS2 NALOŽBE	KS2G	22 Dec 2003	10.911.34 SITm	10.911.340	SI 002111203 0	holding companies management
58 L EGOLES	LEGG	27 Dec 2004	206.896 SIT m	206.896	SI 003111324 2	forest management and sale of wood products
59 LESNINA	MILG	12 Jan 2002	2.906.81 SITm	76.495	SI 003111116 2	wholesale and retail of furniture
60 LESNINA EMMI SLOV.BISTRICA	LSBG	8 May 1996	684.037 SITm	684.037	SI 003110035 5	aluminium and wood production
61 ŽITO INTES	IMTG	9 Mar 2000	2.518.194 SITm	2.518.194	SI 003110920 8	cereal processing and production of farinaceous food

F2) FREE MARKET (3)

COMMON SHARES

	Issuer	Trading code	First trading day	Nominal value of issue traded	Number of shares traded	Isin code	Sector
62	LIP BLEĐ	LLBG	12 Jan 2000	1,942.454 SITm	1,942,454	SI 003110871 3	wood manufacturing
63	LIV POSTOJNA	LIVG	16 Nov 1999	1,616 SITm	161,600	SI 003110796 2	production of vacuum cleaners, plastic tubes and fittings, bicycles, hydraulic elevators and concrete mixers
64	LIZ INŽENIRING LJUBLJANA	LIZG	11 Mar 1999	123,846 SITm	123,846	SI 003110371 4	consulting and engineering in object construction
65	MARINA PORTOROŽ	MAPG	19 Sep 1996	627,864 SITm	313,932	SI 003110058 7	nautical and hotel industry
66	OLJARICA KRANJ	MCKG	27 Jan 1999	704,04 SITm	70,404	SI 003110201 3	production of cooking oil
67	MAKSIMA HOLDING	MAHR	6 May 2003	6,399,85 SITm	6,399,850	SI 002111151 1	holding companies management
68	MAKSIMA INVEST	MKIR	26 Oct 2004	7,451,949 SITm	7,451,949	SI 002111319 4	holding companies management
69	MEDALJON MARIBOR	MEDR	12 Oct 1999	1,734 SITm	1,734,000	SI 003110691 5	management of holding companies, business operations of own real estate and renting own real estate
70	MEDVEŠEK PUŠNIK LJUBLJANA	MPL	12 Dec 1997	160 SITm	80,000	SI 002110324 5	financial consulting
71	MELAMIN KOČEVIJE	MKOG	23 Sep 1996	349,913 SITm	349,913	SI 003110201 1	chemical industry
72	MERCATA	MROR	27 Jul 2004	2,891,874 SITm	2,891,874	SI 002111199 0	holding companies management
73	METALKA TRGOVINA	MTGG	2 Jul 2004	1,152,048 SITm	1,152,048	SI 003110566 9	retail trade in unspecial stores
74	MESNA INDUSTRIJA PRIMORSKE	MIPG	19 June 2000	1,478,742 SITm	1,478,742	SI 003110969 5	meat processing industry; wholesale and retail trade with provisions
75	MITOL SEŽANA	MISG	15 May 1997	770,509 SITm	770,509	SI 003110271 6	production and sale of adhesive substances and resinous compound
76	MLADINSKA KNJIGA TISKARNA LJUBLJANA	MKTG	11 Oct 1999	1,039,54 SITm	103,954	SI 003110094 2	printing, publishing, retail and wholesale
77	MODRA LINJA HOLDING	MLHR	20 Nov 2002	1,882,991 SIT m	1,882,991	SI 002111058 8	holding companies management
78	M1	M1R	4 Aug 2004	2,681,638 SITm	2,681,638	SI 002111311 1	holding companies management
79	NAMA LJUBLJANA	NALN	30 Apr 2004	953,752 SITm	953,752	SI 003110269 0	retail trade and renting of business premises
80	NFD HOLDING	NF2R	10 Dec 2003	30,184,54 SITm	30,184,540	SI 002111200 6	holding companies management
81	NIKO ŽELEZNIKI	NKPG	17 Sep 1999	358,75 SITm	35,875	SI 003110717 8	office material, industrial paper-clips, electromagnets and other metal mechanisms
82	PLAMA PUR	POPG	6 Dec 1999	686,798 SITm	686,798	SI 003110822 6	production and refashioning of poliuretanic (plastic) foams
83	POM-INVEST	POIR	19 Oct 2001	2,241,983 SITm	2,241,983	SI 002111098 4	holding companies management
84	POM-NALOŽBE	PPIG	13 May 2004	2,296,5 SITm	2,296,500	SI 002111303 8	holding companies management
85	RTC KRVAVEČ	RKRG	17 Oct 1997	2,311,468 SITm	1,155,734	SI 003110328 4	ski resort
86	SATURNUS EMBALAŽA LJUBLJANA	SELR	3 Nov 1997	672,512 SITm	84,064	SI 003111175 8	production of package
87	SIJAJ HRASTNIK	SIHG	7 Oct 1999	268,8 SITm	26,880	SI 003110742 6	production of decorative lights and metal products
88	KD GROUP	SKDR	21 Dec 2000	372,872 SITm	186,436	SI 003111016 4	holding companies management
89	SLOVENIJALE LJUBLJANA	SLLG	8 May 1996	2,736,04 SITm	273,604	SI 003110040 5	commerce, engineering, representation
90	SVILA MARIBOR	SVMG	17 Jan 1997	1,263,478 SITm	1,263,478	SI 003110209 6	textile industry
91	SVILANIT KAMNIK	SKAG	14 Apr 1997	816,974 SITm	408,487	SI 003110245 0	textile industry
92	TEKSTINA, AJDOVŠČINA	TEAG	12 Feb 1997	1,503,057 SITm	1,503,057	SI 03110221 1	textile industry
93	TERMÉ DOBRNA	ZDDG	5 July 1999	682,01 SITm	682,010	SI 03110539 6	medical services, tourist and hotel trade
94	TOSAMA DOMZALE	TODG	13 Sep 1996	2,956,7 SITm	295,670	SI 003110136 1	sanitary material production
95	TOVARNA SLADKORJA ORMOŽ	TSOR	12 Apr 1996	4,971,63 SITm	497,163	SI 003110020 7	sugar production
96	TRDNJAVA HOLDING	TROR	31 Mar 2004	2,593,123 SITm	2,593,123	SI 002111219 6	holding companies management
97	TRDNJAVA I HOLDING	TR1R	31 Mar 2004	891,75 SITm	891,750	SI 002111220 4	holding companies management
98	TRIGLAV NALOŽBE	TRSG	7 Apr 2004	13,182,366 SITm	13,182,366	SI 002111223 8	holding companies management
99	TRIGLAV, finančna družba	TFDR	4 Mar 2003	6,356,989 SITm	6,356,989	SI 002111120 6	holding companies management
100	TUB SWATY MARIBOR	TUBG	30 Dec 1997	1,155,176 SITm	288,940	SI 003110344 1	production and trade of knife grinders
101	UNITAS LJUBLJANA	USLG	26 Nov 1998	145,115 SITm	145,115	SI 003110467 0	production of sanitary, water and gas fittings
102	UNIT-AS NEPREMIČNINELJUBLJANA	USAR	20 Feb 2003	173,377 SITm	173,377	SI 003111147 7	trading with own real estate
103	UPIMO GROUP LJUBLJANA	UPGR	9 July 1997	215 SITm	215,000	SI 002110266 8	counseling services on trading and marketing and financial engineering
104	VELANA LJUBLJANA	VLJG	23 Dec 2002	1,409,645 SITm	1,409,645	SI 003110069 4	non-clothing textile manufacturer
105	VIPA HOLDING	VHDR	5 Nov 2003	7,347,565 SITm	7,347,565	SI 002111131 3	other financial intermediation
106	VIZIJA HOLDING	VIHR	17 Mar 2003	2,277,503 SITm	2,277,503	SI 002111125 5	holding companies management
107	VIZIJA HOLDING ENA	VZPG	3 Feb 2004	2,129,725 SITm	2,129,725	SI 002111211 3	holding companies management
108	ZDRAVILIŠČE ROGAŠKA	RGS	11 Feb 1999	898,11 SITm	898,110	SI 003110489 4	health resort
109	ZLATA MONETA II, finančna družba	ZM2R	13 Nov 2003	8,232,861 SITm	8,232,861	SI 002111198 2	other financial intermediation
110	ZVON ENA HOLDING	ZVHR	30 Oct 2003	11,520,72 SITm	11,523,260	SI 002111177 6	holding companies management
111	ZVON DVA HOLDING	ZV2R	25 Feb 2004	14,120,934 SITm	14,120,934	SI 002111215 4	holding companies management
112	ŽELEZARNA RAVNE - MONTER DRAVOGRAD	ZMDG	17 Sep 1999	336,225 SITm	336,225	SI 003110696 4	management of investment portfolios of subsidiaries

PREFERRED SHARES

	Issuer	Trading code	First trading day	Nominal value of issue traded	Number of shares traded	Isin code	Sector
1	KD HOLDING	KDHP	18 July 2001	2,131,304 SITm	266,413	SI 003120050 2	holding companies management
2	ZDRAVILIŠČE ROGAŠKA	RGP	11 Feb 1999	55,7 SITm	27,850	SI 003120028 8	health resort

F2) FREE MARKET (4)

CLOSED-END FUNDS

	Issuer	Trading code	First trading day	Nominal value of issue traded	Number of shares traded	Isin code	Sector
1	MAKSIMA, delniška ID	MAIR	21 May 2003	7,811.823 SITm	7,811,823	SI 002111152 9	investment fund
2	INFOND ID	IFIR	23 Sept 2002	8,132.314 SITm	8,132,314	SI 002111078 6	investment fund
3	INFOND ID 1	IFDR	2 Aug 2004	4,956.471 SITm	4,956,471	SI 002111307 9	investment fund
4	KD ID	KDIN	9 Feb 2001	9,204.61 SITm	92,046,145	SI 002111023 2	investment fund
5	KRONA SENIOR	SNON	8 Dec 1998	7,317.04 SITm	73,170,428	SI 002110590 1	investment fund
6	MODRA LINIJA	MLON	7 Apr 1998	3,415,383,300 SIT	34,156,833	SI 002110596 8	investment fund
7	NFD 1 DELNIŠKI INVESTICIJSKI SKLAD	NFIN	26 Oct 1998	15,833.01 SITm	160,580,300	SI 002110600 8	investment fund
8	TRIGLAV STEBER 1, delniška ID	TG1R	11 Aug 2004	14,746.743 SITm	14,746,743	SI 002111312 9	investment fund
9	VIPA INVEST	VIIN	13 Nov 2003	3,079.247 SITm	3,079,247	SI 002111132 1	investment fund
10	ZLATA MONETA I	ZM1N	31 Mar 1999	13,659.56 SITm	136,595,600	SI 002110617 2	investment fund
11	ZVON ENA ID	ZVIR	24 Nov 2003	2,277.577 SITm	2,277,577	SI 002111178 4	investment fund