



MONTHLY STATISTICS
LJUBLJANA STOCK EXCHANGE

February 2005
Year XI., No. 02/05

TURNOVER

Market	Turnover (in EURm)	Volume in pieces	Number of bargains
Official market	147.23	1,821,633	6,201
Shares	104.74	661,072	5,472
Bonds	42.48	1,160,561	729
Free market	41.37	6,558,149	18,960
Shares	9.44	1,493,051	12,137
Bonds	17.60	130,776	339
Closed-end funds	14.33	4,934,322	6,484
Short-term securities	0.00	0	0
Total	188.60	8,379,782	25,161

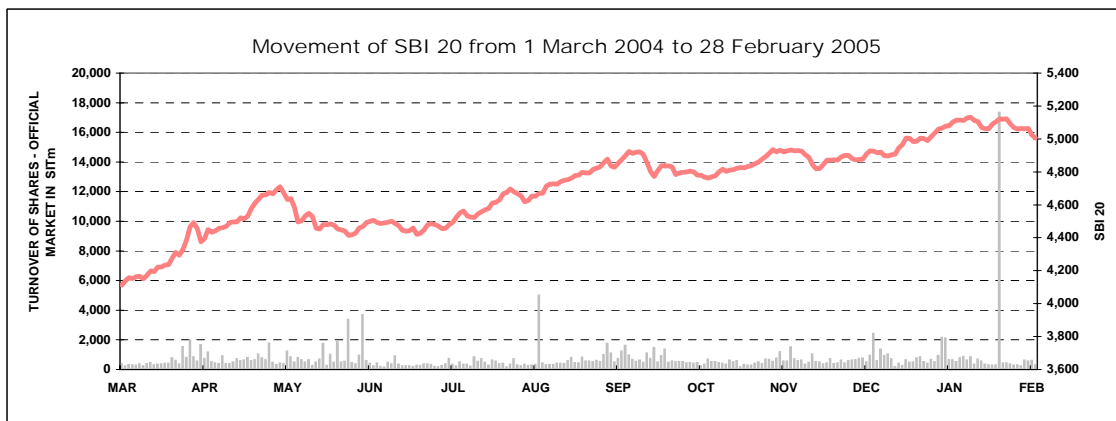
MARKET SIZE

Market	Market capitalisation (in EURm)	Number of securities	Number of issuers
Official market	9,025.67	100	40
Shares	5,200.97	29	29
Bonds	3,824.71	71	11
Free market	3,974.07	150	138
Shares	2,020.57	113	111
Bonds	950.99	26	16
Closed-end funds	1,002.51	11	11
Short term securities	-	10	1
Total	12,999.74	250	172

NOMINAL RETURN

STOCK EXCHANGE INDICES	Nominal return in February 2005	Nominal return in year 2005
Slovene stock exchange index (SBI 20)	-2.39%	2.07%
Nonweighted slovene stock exchange index (SBI 20NT)	-2.83%	1.24%
Free market index (IPT)	-2.01%	2.96%
Investment fund index (PIX)	-2.90%	2.24%
Bond index (BIO)	-0.12%	0.02%

INDUSTRIAL SECTOR INDICES	Nominal return in February 2005	Nominal return in year 2005
Food and beverages	-0.54%	1.49%
Chemicals	-2.75%	4.84%
Transport	-4.03%	0.77%
Trade	-2.74%	2.79%





ISSUER

Ljubljana Stock Exchange Inc.
Slovenska 56
1000 Ljubljana

INFORMATIONS

E-mail:	info@ljse.si
Phone:	386 1 47-10-211 386 1 47-10-205
Contact persons:	Nataša Žabkar, Simon Mastnak

STATISTICS ON WEB:

http://www.ljse.si/StrAng/Trading/Menu/tr_dpl.htm

Top Five Official Market
4.9.2004

Turnover In SIT	
LKPG	401.268.736
RS56	296.222.500
KRKG	193.149.695
PETG	80.107.211
GRVG	70.387.390

On-line Indices
Market is closed . 4.9.2004 09:21

Index	Value	ABS	%
SBI20	4.462,07	0,00	0,00 O
IPT	3.831,30	0,00	0,00 O
PIX	4.188,36	0,00	0,00 O

News

April 8, 2004, Ljubljanska borza d.d.: MERCATOR, d.d., Ljubljana - temporary suspension of trading with MELR shares

April 7, 2004, Ljubljanska borza d.d.: Salus, d.d., Ljubljana - ex dividend date

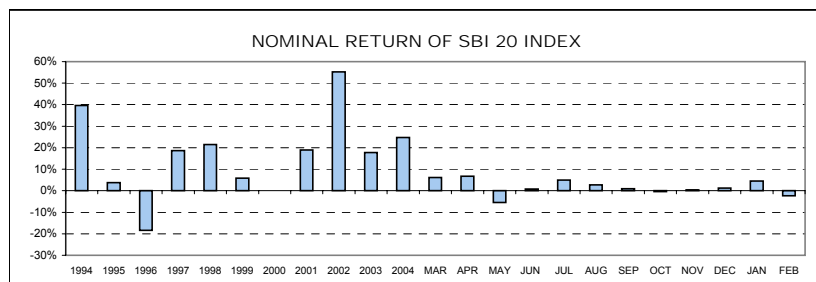
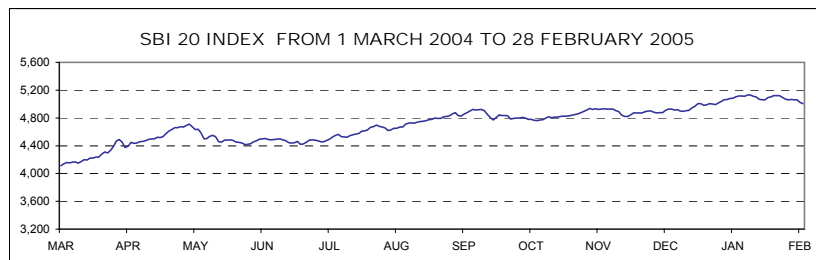
INDEX

	Page
A) STOCK EXCHANGE INDICES	1
A1) Values, yields and movements of Stock Exchange Indices	1
A2) Index compositions	4
B) NUMBER OF ISSUERS, TRADED SECURITIES AND MEMBERS	6
C) TURNOVER	7
C1) Monthly turnover by securities on official market	7
C2) Monthly turnover by securities on free market	9
C3) Most traded securities	14
C4) Turnover by LJSE members	15
C5) Monthly turnover in Years 2004 and 2005	16
D) MARKET CAPITALISATION	19
D1) Market capitalisation of shares	20
D2) Market capitalisation of bonds	23
D3) Market capitalisation of investment funds	25
E) OTHER	26
E1) Indicators (shares on official market)	26
E2) Ownership and net inflow of foreign portfolio investments	27
E3) Record values	28
E4) New listed securities and changes	29
F) LIST OF SECURITIES	30
F1) Official market	30
F2) Free market	32

A) STOCK EXCHANGE INDICES

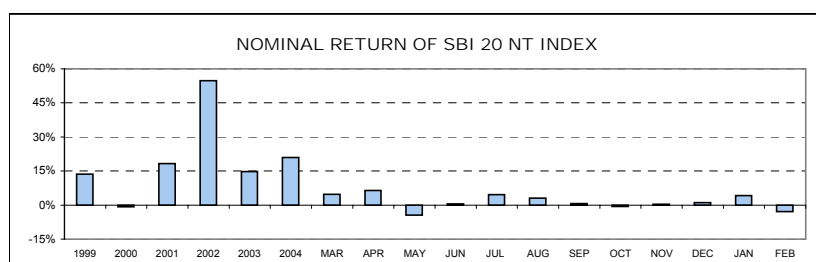
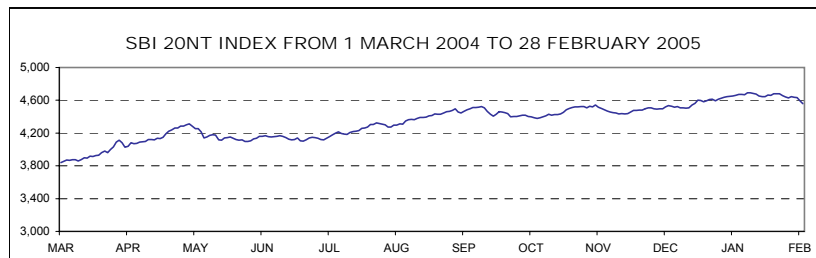
SBI 20 - SLOVENE STOCK EXCHANGE INDEX

Year	Max	Date	Min	Date	Close	Nominal return
1994	1,598.03	28 June 1994	1,131.23	21 Oct 1994	1,396.81	39.68%
1995	1,590.17	9 Nov 1995	1,016.99	13 July 1995	1,448.75	3.72%
1996	1,589.18	13 Mar 1996	891.93	10 Sept 1996	1,183.26	-18.33%
1997	1,655.36	10 Feb 1997	1,156.14	6 Jan 1997	1,404.70	18.71%
1998	2,026.47	10 Aug 1998	1,378.49	6 Jan 1998	1,705.77	21.43%
1999	1,981.87	19 Feb 1999	1,679.48	5 Jan 1999	1,806.26	5.89%
2000	1,903.66	24 Jan 2000	1,584.23	25 May 2000	1,807.94	0.09%
2001	2,159.35	19 Dec 2001	1,700.24	25 Apr 2001	2,151.59	19.01%
2002	3,547.64	8 Nov 2002	2,140.80	3 Jan 2002	3,340.20	55.24%
2003	4,034.53	5 Dec 2003	3,067.67	3 Jul 2003	3,931.64	17.71%
2004	4,935.29	15 Nov 2004	3,922.74	5 Jan 2004	4,904.48	24.74%
Year 2005	Max	Date	Min	Date	Close	Nominal return
January	5,128.56	31 Jan 2005	4,908.79	3 Jan 2005	5,128.56	4.57%
February	5,131.61	1 Feb 2005	5,005.88	28 Feb 2005	5,005.88	-2.39%



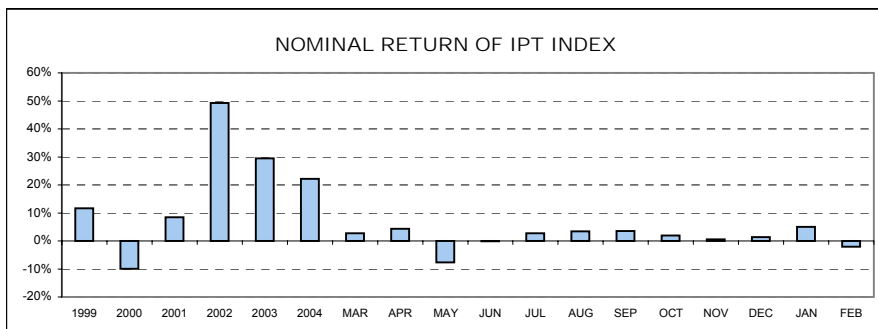
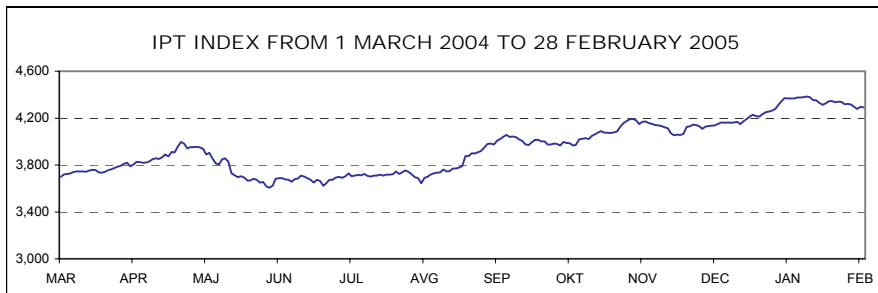
SBI 20NT - NON-WEIGHTED SLOVENE STOCK EXCHANGE

Year	Max	Date	Min	Date	Close	Nominal return
1998	1,706.07	10 Aug 1998	1,437.30	30 June 1998	1,568.87	n.a.
1999	1,871.02	8 Sept 1999	1,548.95	5 Jan 1999	1,782.03	13.59%
2000	1,841.63	25 Jan 2000	1,585.48	25 May 2000	1,769.15	-0.72%
2001	2,096.75	27 Dec 2001	1,661.96	9 May 2001	2,092.66	18.29%
2002	3,350.05	28 Nov 2002	2,082.58	3 Jan 2002	3,238.51	54.76%
2003	3,773.87	5 Dec 2003	2,932.15	3 Jul 2003	3,724.00	14.99%
2004	4,543.43	15 Nov 2004	3,719.53	5 Jan 2004	4,502.46	20.90%
Year 2005	Max	Date	Min	Date	Close	Nominal return
January	4,691.33	31 Jan 2005	4,506.46	3 Jan 2005	4,691.33	4.19%
February	4,690.56	1 Feb 2005	4,558.41	28 Feb 2005	4,558.41	-2.83%



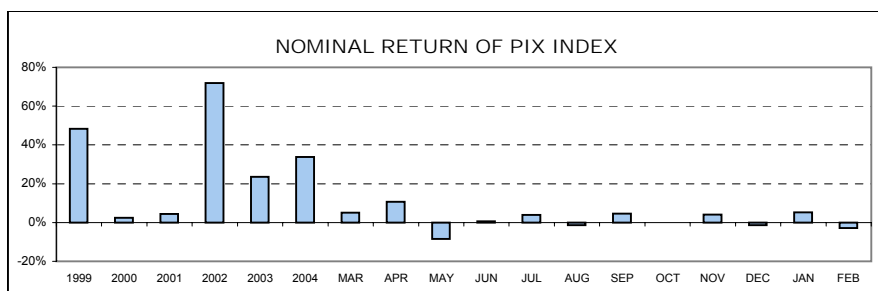
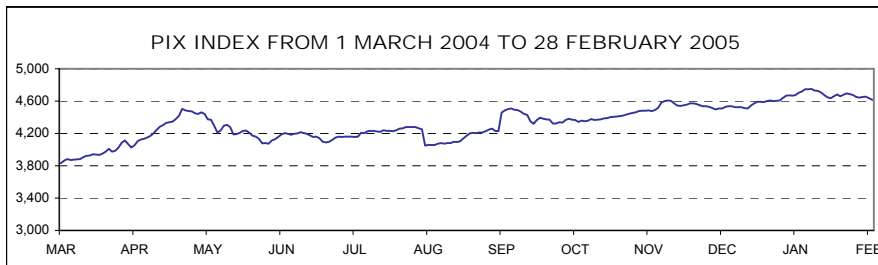
IPT - FREE MARKET INDEX

Year	Max	Date	Min	Date	Close	Nominal return
1998	1,795.31	11 Aug 1998	1,318.83	1 July 1998	1,618.99	n.a.
1999	1,806.98	30 Dec 1999	1,504.61	3 Aug 1999	1,806.98	11.61%
2000	1,772.76	24 Jan 2000	1,469.64	26 Oct 2000	1,627.44	-9.94%
2001	1,769.69	14 Dec 2001	1,415.06	23 May 2001	1,765.60	8.49%
2002	2,699.16	4 Dec 2002	1,753.43	8 Jan 2002	2,635.36	49.26%
2003	3,412.17	30 Dec 2003	2,528.38	11 Jun 2003	3,412.17	29.48%
2004	4,193.25	15 Nov 2004	3,359.89	5 Jan 2004	4,168.02	22.15%
Year 2005	Max	Date	Min	Date	Close	Nominal return
January	4,379.45	26 Jan 2005	4,150.15	3 Jan 2005	4,379.45	5.07%
February	4,385.41	1 Feb 2005	4,276.48	24 Feb 2005	4,291.24	-2.01%



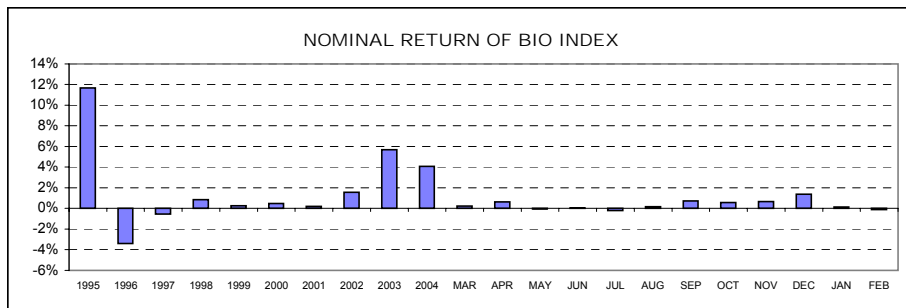
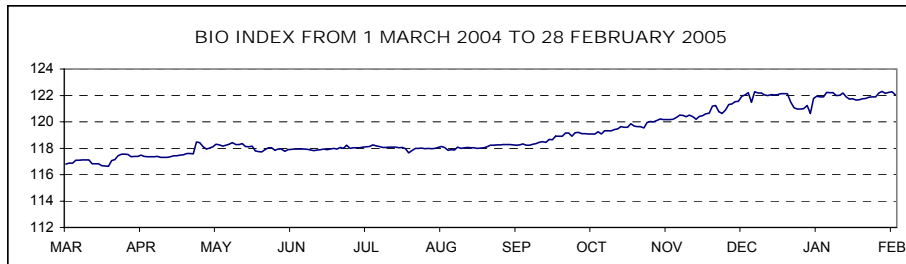
PIX - INVESTMENT FUNDS INDEX

Year	Max	Date	Min	Date	Close	Nominal return
1999	1,633.77	8 Sep 1999	965.15	5 Jan 1999	1,483.50	48.35%
2000	1,572.13	17 Jan 2000	1,097.07	25 May 2000	1,520.79	2.51%
2001	1,588.02	28 Dec 2001	1,328.44	23 May 2001	1,588.02	4.42%
2002	3,013.05	27 Nov 2002	1,551.00	3 Jan 2002	2,729.73	71.90%
2003	3,374.22	29 Dec 2003	2,558.26	12 Mar 2003	3,372.03	23.53%
2004	4,606.40	26 Nov 2004	3,367.18	5 Jan 2004	4,513.38	33.85%
Year 2005	Max	Date	Min	Date	Close	Nominal return
January	4,752.47	31 Jan 2005	4,508.47	3 Jan 2005	4,752.47	5.30%
February	4,732.50	1 Feb 2005	4,614.44	28 Feb 2005	4,614.44	-2.90%



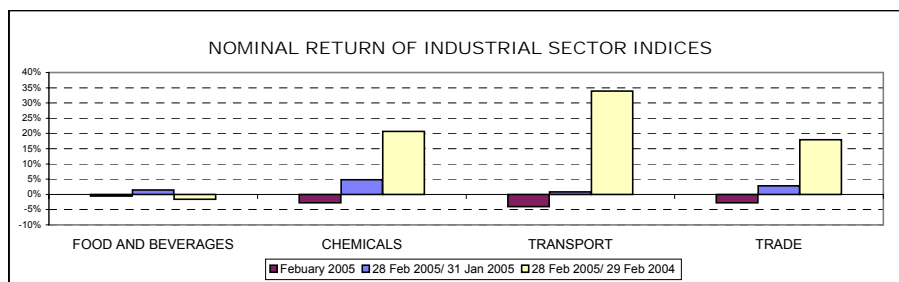
BIO - STOCK EXCHANGE BOND INDEX

Year	Max	Date	Min	Date	Close	Nominal return
1995	113.52	14 Dec 1995	100.46	5 July 1995	111.68	11.68%
1996	111.96	8 Jan 1996	106.61	28 June 1996	107.89	-3.39%
1997	110.97	8 Apr 1997	104.90	29 Jan 1997	107.31	-0.54%
1998	108.22	30 Dec 1998	101.68	25 May 1998	108.22	0.85%
1999	110.52	4 Feb 1999	104.53	16 Aug 1999	108.50	0.26%
2000	109.63	15 Dec 2000	103.96	9 June 2000	109.03	0.49%
2001	110.08	17 Sept 2001	107.81	21 Mar 2001	109.25	0.20%
2002	111.06	27 Dec 2002	107.17	12 Mar 2002	110.96	1.57%
2003	118.14	21 Nov 2003	110.20	24 Jan 2003	117.27	5.69%
2004	122.27	27 Dec 2004	116.28	14 Jan 2004	122.04	4.07%
Year 2004	Max	Date	Min	Date	Close	Nominal return
January	122.23	27 Jan 2005	120.63	20 Jan 2005	122.20	0.13%
February	122.31	22 Feb 2005	121.65	10 Feb 2005	122.06	-0.12%



INDUSTRIAL SECTOR INDICES

INDUSTRIAL SECTOR INDICES	Value as of 28 Feb 2005	February 2005	28 Feb 2005/ 31 Jan 2005	28 Feb 2005/ 29 Feb 2004
FOOD AND BEVERAGES	3,377.48	-0.54%	1.49%	-1.57%
CHEMICALS	4,931.48	-2.75%	4.84%	20.68%
TRANSPORT	5,058.03	-4.03%	0.77%	33.87%
TRADE	3,659.49	-2.74%	2.79%	17.95%



A2) INDEX COMPOSITIONS

COMPOSITION OF SLOVENE STOCK EXCHANGE INDEX - SBI 20 ON 28 FEBRUARY 2005 *

Issuer	Trading code	Adjusted number of shares	Base value in SIT	Adjusted share	Sector	Market capitalisation (free float) of index on 28 Feb 2005	Sector share
KRKA	KRKG	692,264	30,026.12	10.00	pharmaceuticals	58,523,029,390 SIT	9.71%
PETROL	PETG	890,832	22,251.50	10.00	oil and gas	61,547,395,805 SIT	16.81%
MERCATOR	MELR	1,451,287	4,520.37	10.00	trade	59,919,373,446 SIT	16.86%
PIVOVARNA LAŠKO	PILR	8,273,634	6,199.69	10.00	food and beverages	63,354,442,255 SIT	18.25%
SAVA	SAVA	1,429,490	16,791.89	10.00	chemicals	65,289,354,078 SIT	10.83%
GORENJE	GRVG	8,192,611	2,157.29	8.99	household appliances	51,580,433,078 SIT	8.56%
INTEREUROPA	IEKG	6,068,936	4,919.17	7.88	transport	44,928,697,344 SIT	14.75%
ISTRABENZ	ITBG	4,329,907	2,700.00	7.37	oil and gas	43,985,013,867 SIT	
LUKA KOPER	LKPG	5,115,201	2,310.79	7.06	transport	41,662,544,865 SIT	
MERKUR	MER	996,024	18,003.70	6.31	trade	39,741,357,600 SIT	
AERODROM LJUBLJANA	AELG	1,936,229	11,492.98	3.80	transport	23,641,181,829 SIT	
DROGA	DRPG	226,148	35,873.12	3.43	food and beverages	18,996,454,615 SIT	
DELO	DELR	500,674	29,663.00	2.54	publishing	14,719,815,600 SIT	2.44%
ŽITO	ZTOG	300,312	18,007.22	1.94	food and beverages	10,773,011,292 SIT	1.79%
KOMPAS MTS	MTSG	2,973,005	1,335.81	0.68	trade	4,016,529,755 SIT	
Market capitalisation of index						602,678,634,819.93	
Share of market capitalisation (shares official market) in index						48.33%	

* the same composition have also non-weighted Slovene Stock Exchange Index - SBI 20NT

COMPOSITION OF FREE MARKET INDEX - IPT ON 28 FEBRUARY 2005

Issuer	Trading code	Number of shares	Base value in SIT	Share	Market capitalisation of index on 28 Feb 2005
HELIOS, DOMŽALE	HDOG	149,295	34,880.00 SIT	15.00	36,970,203,018 SIT
NFD HOLDING	NF2R	30,184,540	735.64 SIT	11.76	26,119,587,998 SIT
ZVON ENA HOLDING	ZVHR	11,520,720	1,977.88 SIT	11.10	25,180,492,082 SIT
CINKARNA CELJE	CICG	812,477	5,000.00 SIT	9.35	24,049,319,200 SIT
JUTEKS	JTKG	641,432	12,701.10 SIT	9.22	20,525,824,000 SIT
LESNINA	MILG	76,495	228,846.67 SIT	8.36	22,183,492,629 SIT
INFOND HOLDING	IFFR	16,833,414	685.23 SIT	7.22	16,595,894,528 SIT
KD HOLDING	KDHR	1,373,534	6,870.52 SIT	6.58	16,048,797,052 SIT
AKTIVA NALOŽBE	ATPG	13,591,508	955.02 SIT	6.02	13,591,508,000 SIT
TRIGLAV, FINANČNA DRUŽBA	TFDR	6,356,989	856.91 SIT	3.24	7,310,537,350 SIT
ZVON DVA HOLDING	ZV2R	14,120,934	484.45 SIT	3.09	6,870,116,810 SIT
MAKSIMA HOLDING	MAHR	6,399,850	710.06 SIT	2.95	6,348,715,199 SIT
TRIGLAV NALOŽBE	TRSG	13,182,366	410.75 SIT	2.22	5,009,299,080 SIT
ETRA 33	ETRG	45,423	102,578.57 SIT	2.06	4,861,923,028 SIT
ZLATA MONETA II	ZM2R	8,232,861	505.99 SIT	1.84	4,365,556,874 SIT
Market capitalisation of index					236,031,266,847 SIT
Share of market capitalisation (shares free market) in index					48.72%

COMPOSITION OF INVESTMENT FUNDS INDEX - PIX ON 28 FEBRUARY 2005

Issuer	Trading code	Adjusted number of shares	Base value in SIT	Adjusted share	Market capitalisation of index on 28 Feb 2005
TRIGLAV STEBER I, delniška ID	TG1R	6,859,540	701.10	15.00	26,579,414,187 SIT
NFD 1 DELNIŠKI INVESTICIJSKI SKLAD	NF1N	75,933,164	65.42	15.00	26,409,554,439 SIT
INFOND ID	IFIR	8,132,314	1,691.31	12.12	22,606,694,396 SIT
KD ID	KDIN	92,046,145	57.74	11.82	21,271,864,110 SIT
ZLATA MONETA I, ID	ZM1N	136,595,600	23.56	11.59	20,494,803,824 SIT
MAKSIMA ID	MAIR	7,811,823	1,707.96	11.44	21,472,201,644 SIT
KRONA SENIOR	SN0N	73,170,428	26.93	6.72	12,050,437,787 SIT
MODRA LINIJA	ML0G	34,156,833	170.00	5.05	8,996,909,812 SIT
ZVON ENA ID	ZVIR	2,277,577	2,500.14	4.03	7,433,191,400 SIT
VIPA INVEST	VIIN	3,079,247	1,674.92	3.80	6,890,246,257 SIT
INFOND ID 1	IFDR	4,956,471	1,232.99	3.42	6,146,370,993 SIT
Market capitalisation of index					180,351,688,850 SIT
Share of market capitalisation (inv.funds) in index					75.04%

COMPOSITION OF STOCK EXCHANGE BOND INDEX - BIO
ON 28 FEBRUARY 2005

Bonds	Trading code	Base value	Share
SLOVENSKA ODŠKODNINSKA DRUŽBA 2 nd issue	SOS2E	104.03	50.00
REPUBLIKA SLOVENIJA 53 rd issue	RS53	103.50	28.26
ABANKA VIPA 8 th ISSUE	AB08	101.10	7.69
PROBANKA 7 th ISSUE	PRB7	101.70	7.46
BTC 2 nd ISSUE	BTC2	106.00	6.59

COMPOSITIONS OF INDUSTRIAL SECTOR INDICES
ON 28 FEBRUARY 2005

Food and beverages

Issuer	Trading code	Base value in SIT	Adjusted number of shares	Adjusted share
PIVOVARNA LAŠKO	PILR	1,343,989	6,199.69	42.39
DROGA	DRPG	62,226	35,873.12	24.62
ŽITO	ZTOG	112,371	18,007.22	18.97
MIP	MIPG	1,478,742	2,130.00	14.02

Chemicals

Issuer	Trading code	Base value in SIT	Adjusted number of shares	Adjusted share
HELIOS, DOMŽALE	HDOG	123,242	34,880.00	37.03
CINKARNA CELJE	CICG	664,926	5,000.00	22.88
BELINKA	BELG	2,630,789	6,900.00	20.21
ETOL	ETOG	254,619	58,999.00	19.88

Transport

Issuer	Trading code	Base value in SIT	Adjusted number of shares	Adjusted share
INTEREUROPA	IEKG	4,530,542	4,919.17	38.11
LUKA KOPER	LKPG	4,164,868	2,310.79	37.29
AERODROM LJUBLJANA	AELG	1,936,229	2,108.12	24.6

Trade

Issuer	Trading code	Base value in SIT	Adjusted number of shares	Adjusted share
MERCATOR	MELR	362,066	4,520.37	40.25
MERKUR	MER	200,853	18,003.70	20.53
LESNINA	MILG	21,200	145,000.00	14.41
SALUS, LJUBLJANA	SALR	40,868	54,666.67	13.89
KOMPAS MTS	MTSG	2,973,005	1,705.14	10.93

B) NUMBER OF ISSUERS, TRADED
SECURITIES AND MEMBERS

	31 Dec 2002	31 Dec 2003	31 Dec 2004	31 Jan 2005	28 Feb 2005
NUMBER OF ISSUERS	191	181	172	173	172
Official market	48	45	40	40	40
Shares	35	32	29	29	29
Bonds	15	13	11	11	11
Free market	148	140	137	138	138
Shares	101	102	111	112	111
Bonds	14	12	15	15	16
Authorised closed-end funds	29	18	-		
Closed-end funds	4	8	11	11	11
Pension coupons	1	-	-	-	-
	31 Dec 2002	31 Dec 2003	31 Dec 2004	31 Jan 2005	28 Feb 2005
NUMBER OF SECURITIES	266	254	254	254	250
Official market	109	106	105	104	100
Shares	36	32	29	29	29
Bonds	73	74	76	75	71
Free market	157	148	149	150	150
Shares	104	104	113	114	113
Bonds	19	18	25	25	26
Authorised closed-end funds	29	18	-		
Closed-end funds	4	8	11	11	11
Pension coupons	1	-	-	-	-
Short term securities	10	10	10	10	10
	31 Dec 2002	31 Dec 2003	31 Dec 2004	31 Jan 2005	28 Feb 2005
NUMBER OF MEMBERS	27	27	27	27	27

C) TURNOVER

C1) TURNOVER BY SECURITIES ON OFFICIAL MARKET IN FEBRUARY 2005

1. Shares

Issue	Total (in SIT)	Total (in EUR)	Block trades (in SIT)	Cross trades (in SIT)	Share in total turnover on official market	Share in turnover of shares	Volume in pieces	Number of bargains
Total shares	25,111,478,462	104,742,700	18,114,774,558	595,184,185	71.14%	100.00%	661,072	5,472
Common shares	25,110,516,962	104,738,690	18,114,774,558	594,981,685	71.14%	100.00%	660,932	5,470
1 PIVOVARNA UNION	16,968,590,231	70,778,516	16,962,400,000	430,006	48.07%	67.57%	186,497	25
2 KRKA	2,167,265,202	9,039,690	160,568,553	184,065,033	6.14%	8.63%	25,825	1,202
3 PETROL	1,364,756,050	5,692,420	384,293,903	124,031,288	3.87%	5.43%	19,735	690
4 PIVOVARNA LAŠKO	1,167,926,073	4,871,440	228,325,000	23,759,276	3.31%	4.65%	147,414	481
5 MERCATOR	1,098,251,624	4,580,867	129,401,500	77,608,900	3.11%	4.37%	26,060	570
6 GORENJE	539,608,416	2,250,724	32,250,000	19,601,453	1.53%	2.15%	83,534	397
7 INTEREUROPA	323,333,606	1,348,639	87,399,102	30,930,805	0.92%	1.29%	42,791	155
8 SAVA	276,536,094	1,153,436	30,228,000	14,641,436	0.78%	1.10%	6,025	320
9 LUKA KOPER	260,368,334	1,086,001	0	17,875,102	0.74%	1.04%	31,499	334
10 AERODROM LJUBLJANA	177,835,766	741,757	0	32,283,611	0.50%	0.71%	13,753	240
11 MERKUR	161,781,337	674,796	0	17,140,981	0.46%	0.64%	4,027	197
12 ISTRABENZ	129,107,784	538,512	0	2,884,375	0.37%	0.51%	12,548	257
13 ETOL	82,232,586	342,981	69,180,500	2,961,600	0.23%	0.33%	1,328	29
14 SALUS, LJUBLJANA	81,611,996	340,405	30,728,000	2,199,500	0.23%	0.32%	727	32
15 ŽITO	67,644,107	282,149	0	6,111,293	0.19%	0.27%	1,863	153
16 DROGA	57,409,170	239,457	0	1,513,750	0.16%	0.23%	683	64
17 KOMPAS MTS	49,583,459	206,816	0	23,304,192	0.14%	0.20%	33,210	84
18 DELO	35,994,590	150,139	0	0	0.10%	0.14%	1,201	29
19 TERME ČATEŽ	31,917,182	133,129	0	7,066,559	0.09%	0.13%	775	47
20 KOLINSKA	21,299,035	88,839	0	4,429,863	0.06%	0.08%	3,692	34
21 COMET	15,027,286	62,680	0	0	0.04%	0.06%	5,734	13
22 DELO PRODAJA	11,921,988	49,728	0	71,190	0.03%	0.05%	1,841	23
23 MLINOTEST	7,916,151	33,018	0	361,019	0.02%	0.03%	4,145	16
24 RADENSKA	6,897,950	28,772	0	38,705	0.02%	0.03%	3,495	35
25 GEODETSKI ZAVOD SLOVENIJE	2,937,441	12,252	0	1,226,700	0.01%	0.01%	1,264	6
26 EMONA OBALA	988,774	4,124	0	34,708	0.00%	0.00%	961	27
27 NIKA	967,102	4,034	0	175,000	0.00%	0.00%	257	5
28 TEHNOUNION	807,628	3,369	0	235,340	0.00%	0.00%	48	5
Preferred shares	961,500	4,010	0	202,500	0.00%	0.00%	140	2
1 PROBANKA	961,500	4,010	0	202,500	0.00%	0.00%	140	2

2. Bonds

Issue	Total (in SIT)	Total EUR	(in Block trades (in SIT)	Cross trades (in SIT)	Share in total turnover on official market	Share in turnover of bonds	Volume in pieces	Number of bargains
Total bonds	10,185,117,886	42,483,578	9,588,584,595	196,390,969	28.86%	100.00%	1,160,561	729
1 REPUBLIKA SLOVENIJA 59 th issue	4,130,334,050	17,228,441	4,049,777,100	53,361,450	11.70%	40.55%	411,349	26
2 REPUBLIKA SLOVENIJA 55 th issue	2,792,580,109	11,648,168	2,751,529,050	3,187,294	7.91%	27.42%	271,732	31
3 REPUBLIKA SLOVENIJA 58 th issue	2,151,766,720	8,975,216	2,145,248,880	1,585,120	6.10%	21.13%	216,496	10
4 REPUBLIKA SLOVENIJA 57 th issue	276,490,750	1,153,280	245,058,000	698,750	0.78%	2.71%	25,735	9
5 REPUBLIKA SLOVENIJA 27 th issue	221,955,470	925,792	203,780,000	6,020,720	0.63%	2.18%	20,911	26
6 REPUBLIKA SLOVENIJA 39 th issue	148,493,491	619,378	0	29,985,853	0.42%	1.46%	186,060	438
7 REPUBLIKA SLOVENIJA 21 st issue	132,067,200	550,872	45,000,000	1,993,500	0.37%	1.30%	14,846	18
8 NOVA KBM 6 th issue	109,070,450	454,953	101,650,000	7,420,450	0.31%	1.07%	1,073	3
9 REPUBLIKA SLOVENIJA 51 st issue	47,523,525	198,228	46,541,565	897,960	0.13%	0.47%	4,568	6
10 REPUBLIKA SLOVENIJA 50 th issue	25,697,036	107,185	0	23,544,787	0.07%	0.25%	1,039	7
11 REPUBLIKA SLOVENIJA 33 rd issue	25,433,543	106,082	0	25,433,543	0.07%	0.25%	140	1
12 REPUBLIKA SLOVENIJA 53 rd issue	24,550,225	102,403	0	1,414,067	0.07%	0.24%	947	19
13 REPUBLIKA SLOVENIJA 43 rd issue	18,622,000	77,675	0	859,500	0.05%	0.18%	1,835	5
14 REPUBLIKA SLOVENIJA 26 th issue	11,895,856	49,619	0	8,319,229	0.03%	0.12%	463	9
15 STANOVANJSKI SKLAD RS 2 nd issue	7,042,716	29,374	0	728,919	0.02%	0.07%	87	7
16 REPUBLIKA SLOVENIJA 48 th issue	7,038,217	29,356	0	753,080	0.02%	0.07%	280	4
17 REPUBLIKA SLOVENIJA 38 th issue	6,338,961	26,440	0	247,065	0.02%	0.06%	231	7
18 REPUBLIKA SLOVENIJA 29 th issue	5,838,912	24,354	0	129,469	0.02%	0.06%	227	7
19 REPUBLIKA SLOVENIJA 41 st issue	5,565,500	23,214	0	5,046,000	0.02%	0.05%	540	25
20 REPUBLIKA SLOVENIJA 49 th issue	3,998,747	16,679	0	1,138,016	0.01%	0.04%	42	3
21 REPUBLIKA SLOVENIJA 32 nd issue	3,489,426	14,555	0	3,489,426	0.01%	0.03%	133	3
22 REPUBLIKA SLOVENIJA 34 th issue	2,967,800	12,378	0	2,967,800	0.01%	0.03%	284	14
23 HOTELI BERNARDIN	2,933,739	12,237	0	1,466,902	0.01%	0.03%	40	5
24 NLB 13 th issue	2,592,000	10,811	0	2,592,000	0.01%	0.03%	24	1
25 ABANKA 4 th issue	2,127,689	8,875	0	2,127,689	0.01%	0.02%	87	2
26 NLB 2 nd issue, A series	2,088,939	8,713	0	2,088,939	0.01%	0.02%	15	1
27 REPUBLIKA SLOVENIJA 31 st issue	1,992,800	8,312	0	0	0.01%	0.02%	188	1
28 REPUBLIKA SLOVENIJA 25 th issue	1,927,785	8,041	0	1,927,785	0.01%	0.02%	185	3
29 STANOVANJSKI SKLAD RS 1 st issue	1,804,388	7,526	0	1,804,388	0.01%	0.02%	279	8
30 REPUBLIKA SLOVENIJA 56 th issue	1,406,800	5,868	0	0	0.00%	0.01%	135	2
31 NFD INVESTICIJSKO SVETOVANJE	1,227,046	5,118	0	613,479	0.00%	0.01%	6	4
32 ABANKA VIPA 7 th issue	1,168,479	4,874	0	0	0.00%	0.01%	47	1
33 ABANKA 3 rd issue	1,150,758	4,800	0	1,150,758	0.00%	0.01%	48	1
34 BTC 2 nd issue	1,135,190	4,735	0	0	0.00%	0.01%	200	1
35 REPUBLIKA SLOVENIJA 35 th issue	867,700	3,619	0	248,100	0.00%	0.01%	84	6
36 ABANKA 6 th issue	864,319	3,605	0	222,263	0.00%	0.01%	35	3
37 NLB 3 rd issue	740,856	3,090	0	740,856	0.00%	0.01%	3	1
38 REPUBLIKA SLOVENIJA 40 th issue	722,680	3,014	0	722,680	0.00%	0.01%	70	1
39 SKB OBVEZNICE 4 th issue, A series	516,500	2,154	0	516,500	0.00%	0.01%	5	1
40 BANKA VIPA 5 th issue	473,094	1,973	0	473,094	0.00%	0.00%	22	2
41 REPUBLIKA SLOVENIJA 10 th issue	321,360	1,340	0	218,228	0.00%	0.00%	62	2
42 NLB 10 th issue	211,000	880	0	211,000	0.00%	0.00%	2	2
43 BANKA VIPA 4 th issue	39,750	166	0	0	0.00%	0.00%	2	1
44 REPUBLIKA SLOVENIJA 54 th issue	32,403	135	0	32,403	0.00%	0.00%	3	1
45 BANKA VIPA 3 rd issue	11,907	50	0	11,907	0.00%	0.00%	1	1
46 ABANKA 5 th issue	0	0	0	0	0.00%	0.00%	0	0
47 BANKA CELJE 3 rd issue	0	0	0	0	0.00%	0.00%	0	0
48 BANKA CELJE 4 th issue	0	0	0	0	0.00%	0.00%	0	0
49 BANKA CELJE 5 th issue	0	0	0	0	0.00%	0.00%	0	0
50 BANKA CELJE 6 th issue, A series	0	0	0	0	0.00%	0.00%	0	0
51 BANKA CELJE 6 th issue, B series	0	0	0	0	0.00%	0.00%	0	0
52 BANKA CELJE 7 th issue	0	0	0	0	0.00%	0.00%	0	0
53 BANKA CELJE 8 th issue	0	0	0	0	0.00%	0.00%	0	0
54 BANKA VIPA 2 nd issue	0	0	0	0	0.00%	0.00%	0	0
55 BANKA VIPA 6 th issue	0	0	0	0	0.00%	0.00%	0	0
56 BANKA VIPA 7 th issue	0	0	0	0	0.00%	0.00%	0	0
57 BTC HIPOTEKARNE	0	0	0	0	0.00%	0.00%	0	0
58 DEŽELNA BANKA SLOVENIJE 3 rd issue	0	0	0	0	0.00%	0.00%	0	0
59 NLB 11 th issue	0	0	0	0	0.00%	0.00%	0	0
60 NLB 12 th issue	0	0	0	0	0.00%	0.00%	0	0
61 NLB 2 nd issue, B series	0	0	0	0	0.00%	0.00%	0	0
62 NLB 9 th issue	0	0	0	0	0.00%	0.00%	0	0
63 NOVA KBM 2 nd issue	0	0	0	0	0.00%	0.00%	0	0
64 NOVA KBM 3 rd issue, A series	0	0	0	0	0.00%	0.00%	0	0
65 NOVA KBM 5 th issue	0	0	0	0	0.00%	0.00%	0	0
66 REPUBLIKA SLOVENIJA 17 th issue	0	0	0	0	0.00%	0.00%	0	0
67 REPUBLIKA SLOVENIJA 18 th issue	0	0	0	0	0.00%	0.00%	0	0
68 REPUBLIKA SLOVENIJA 22 nd issue	0	0	0	0	0.00%	0.00%	0	0
69 REPUBLIKA SLOVENIJA 23 rd issue	0	0	0	0	0.00%	0.00%	0	0
70 REPUBLIKA SLOVENIJA 36 th issue	0	0	0	0	0.00%	0.00%	0	0
71 REPUBLIKA SLOVENIJA 37 th issue	0	0	0	0	0.00%	0.00%	0	0
72 REPUBLIKA SLOVENIJA 42 nd issue	0	0	0	0	0.00%	0.00%	0	0
73 REPUBLIKA SLOVENIJA 44 th issue	0	0	0	0	0.00%	0.00%	0	0
74 REPUBLIKA SLOVENIJA 45 th issue	0	0	0	0	0.00%	0.00%	0	0
75 REPUBLIKA SLOVENIJA 52 nd issue	0	0	0	0	0.00%	0.00%	0	0
76 SKB OBVEZNICE 4 th issue, B series	0	0	0	0	0.00%	0.00%	0	0
Total official market	35,296,596,348	147,226,278	27,703,359,153	791,575,154	100.00%	-	1,821,633	6,201

C2) TURNOVER BY SECURITIES ON FREE MARKET IN FEBRUARY 2005

1. Shares (1)

Issue	Total (in SIT)	Total (in EUR)	Block trades (in SIT)	Cross trades (in SIT)	Share in total turnover on free market	Share in turnover of shares	Volume in pieces	Number of bargains
Total shares	2,262,235,537	9,435,873	348,297,550	370,270,402	22.81%	100.00%	1,493,051	12,137
Total common shares	2,239,882,016	9,342,635	348,297,550	365,509,514	22.58%	99.01%	1,489,692	11,817
1 KD HOLDING	319,698,947	1,333,478	157,397,550	27,338,186	3.22%	14.13%	27,390	1,037
2 JUTEKS	187,551,104	782,261	130,000,000	1,191,453	1.89%	8.29%	5,779	67
3 NFD HOLDING	180,431,280	752,590	0	38,551,673	1.82%	7.98%	204,935	1,280
4 ZVON ENA HOLDING	161,554,083	673,852	0	29,373,878	1.63%	7.14%	73,547	512
5 INFOND HOLDING	120,546,841	502,805	0	3,771,565	1.22%	5.33%	120,097	587
6 HELIOS, DOMŽALE	109,772,287	457,864	0	5,463,809	1.11%	4.85%	440	85
7 AKTIVA INVEST	97,594,501	407,071	0	38,256,001	0.98%	4.31%	3,277	758
8 AKTIVA NALOŽBE	71,632,446	298,782	0	30,259,435	0.72%	3.17%	71,631	644
9 KD GROUP	64,205,004	267,801	30,900,000	1,760,032	0.65%	2.84%	601	21
10 MIP	63,651,988	265,494	0	44,290,180	0.64%	2.81%	27,790	56
11 ZVON DVA HOLDING	56,082,012	233,921	0	2,876,612	0.57%	2.48%	116,699	589
12 LESNINA	56,019,610	233,655	0	12,385,588	0.56%	2.48%	189	45
13 CINKARNA CELJE	46,372,363	193,419	0	2,735,200	0.47%	2.05%	1,547	88
14 ZLATA MONETA II	44,891,075	187,244	0	4,207,761	0.45%	1.98%	84,889	263
15 VIPA HOLDING	43,466,860	181,303	0	65,660	0.44%	1.92%	45,620	218
16 ARKADA HOLDING	37,393,972	155,977	0	3,012,867	0.38%	1.65%	38,372	150
17 MAKSIMA HOLDING	31,494,710	131,366	0	1,287,360	0.32%	1.39%	31,583	512
18 MEDVESEK PUŠNIK	30,108,801	125,591	30,000,000	17,801	0.30%	1.33%	2,006	5
19 INTERTRADE ITS	26,774,045	111,678	0	23,508,037	0.27%	1.18%	13,387	87
20 TRIGLAV, FINANČNA DRUŽBA	25,032,101	104,411	0	5,739,675	0.25%	1.11%	21,767	514
21 MAKSIMA INVEST	23,551,734	98,236	0	1,631,064	0.24%	1.04%	48,273	516
22 SATURNUS EMBALAŽA	22,988,840	95,889	0	6,745,096	0.23%	1.02%	511	28
23 JATA EMONA	22,823,714	95,199	0	1,213,195	0.23%	1.01%	21,853	18
24 POM-INVEST	21,268,708	88,712	0	4,141,526	0.21%	0.94%	23,971	159
25 LIP BLEĐ	21,246,634	88,621	0	3,768,076	0.21%	0.94%	17,496	45
26 TOSAMA	19,435,720	81,068	0	402,900	0.20%	0.86%	1,504	51
27 ALPETOUR POTOVALNA AGENCIJA	18,653,290	77,807	0	17,946,850	0.19%	0.82%	6,324	29
28 TRIGLAV NALOŽBE	18,616,440	77,650	0	3,148,706	0.19%	0.82%	48,988	527
29 KS2 NALOŽBE	17,123,362	71,422	0	212,947	0.17%	0.76%	42,744	229
30 JADRAN	16,711,900	69,706	0	8,329,600	0.17%	0.74%	3,692	12
31 ETRA 33	16,319,450	68,070	0	1,231,200	0.16%	0.72%	156	24
32 MITOL SEŽANA	15,176,350	63,299	0	0	0.15%	0.67%	3,489	7
33 SLOVENIJALES	14,598,039	60,889	0	1,517,532	0.15%	0.65%	1,149	40
34 INFOND HOLDING 1	13,298,569	55,468	0	601,765	0.13%	0.59%	22,111	507
35 MERCATA	10,049,922	41,919	0	1,047,342	0.10%	0.44%	22,888	147
36 HRAM HOLDING	9,792,729	40,846	0	829,673	0.10%	0.43%	27,501	115
37 INTEGRAL JESENICE	9,670,320	40,336	0	9,220,320	0.10%	0.43%	4,244	2
38 MEDALJON	8,940,245	37,291	0	2,398,954	0.09%	0.40%	3,492	35
39 GORENJSKI TISK	8,714,042	36,346	0	1,235,490	0.09%	0.39%	2,723	42
40 POM-NALOŽBE	8,253,697	34,426	0	63,626	0.08%	0.36%	21,367	150
41 HOTELI PALACE	8,173,277	34,090	0	1,162,212	0.08%	0.36%	5,267	41
42 MELAMIN	7,639,270	31,864	0	914,500	0.08%	0.34%	1,407	15
43 VIZIJA HOLDING	7,499,800	31,282	0	98,000	0.08%	0.33%	10,714	125
44 CETIS	7,187,385	29,980	0	287,200	0.07%	0.32%	178	18
45 VIZIJA HOLDING ENA	6,506,400	27,138	0	80,400	0.07%	0.29%	10,844	130
46 D HOLDING	6,185,073	25,798	0	1,888,350	0.06%	0.27%	21,386	101
47 GEA TOVARNA OLJA	5,940,900	24,779	0	0	0.06%	0.26%	5,352	2
48 PLAMA - PUR	5,654,500	23,585	0	0	0.06%	0.25%	1,715	7
49 AKTIVA AVANT	5,584,500	23,293	0	837,450	0.06%	0.25%	12,410	139
50 MODRA LINIJA HOLDING	5,512,526	22,993	0	2,183,954	0.06%	0.24%	5,960	113
51 ISKRA AVTOELEKTRIKA	5,429,449	22,646	0	1,641,850	0.05%	0.24%	595	25
52 LIV POSTOJNA	5,250,440	21,900	0	17,000	0.05%	0.23%	304	14
53 DZS	4,735,433	19,752	0	77,363	0.05%	0.21%	780	8
54 TRDNJAVA HOLDING	4,699,261	19,601	0	950,008	0.05%	0.21%	14,868	44
55 M1	4,639,270	19,351	0	155,618	0.05%	0.21%	10,212	110
56 FOND INVEST	3,998,686	16,679	0	2,441,236	0.04%	0.18%	3,176	102
57 VELANA	3,882,232	16,193	0	0	0.04%	0.17%	6,321	14
58 TEKSTINA	3,617,690	15,089	0	1,339,103	0.04%	0.16%	11,853	30
59 TOVARNA SLADKORJA ORMOŽ	3,601,300	15,022	0	314,000	0.04%	0.16%	374	14
60 ČAP NALOŽBE	3,387,095	14,128	0	596,649	0.03%	0.15%	11,230	103
61 FINIRA	3,261,628	13,604	0	166,796	0.03%	0.14%	9,870	123
62 CERTIUS INVEST	3,152,000	13,147	0	449,600	0.03%	0.14%	7,880	41
63 MARINA PORTOROŽ	3,063,690	12,779	0	0	0.03%	0.14%	325	10
64 FRUCTAL	2,830,056	11,804	0	914,144	0.03%	0.13%	1,888	28
65 KLASJE CELJE	2,498,349	10,420	0	2,102,700	0.03%	0.11%	5,289	7
66 NIKO	2,399,996	10,010	0	1,439,996	0.02%	0.11%	75	3
67 JAVOR PIVKA	2,268,164	9,461	0	0	0.02%	0.10%	3,582	12
68 BELINKA	2,082,948	8,688	0	0	0.02%	0.09%	337	16
69 KRONA HOLDING	2,054,738	8,571	0	343,388	0.02%	0.09%	4,566	25
70 GOZDNO GOSPODARSTVO BLEĐ	2,016,455	8,410	0	356,655	0.02%	0.09%	837	5

1. Shares (2)

	Issue	Total (in SIT)	Total (in EUR)	Block trades (in SIT)	Cross trades (in SIT)	Share in total turnover on free market	Share in turnover of shares	Volume in pieces	Number of bargains
71	AGROKOMBINAT MARIBOR	1,946,998	8,121	0	696,500	0.02%	0.09%	1,988	18
72	IMP ČRPALKE LJUBLJANA	1,715,417	7,155	0	1,135,800	0.02%	0.08%	953	15
73	LESNINA EMMI	1,259,266	5,252	0	0	0.01%	0.06%	1,744	7
74	TRDNJAVA I HOLDING	1,118,685	4,666	0	155,364	0.01%	0.05%	3,485	15
75	NAMA	895,515	3,735	0	0	0.01%	0.04%	465	4
76	COLOR	777,377	3,242	0	99,573	0.01%	0.03%	329	19
77	UNITAS, LJUBLJANA	683,652	2,851	0	148,070	0.01%	0.03%	309	3
78	CAPITA	549,352	2,291	0	0	0.01%	0.02%	998	6
79	GRAND HOTEL UNION	522,300	2,179	0	0	0.01%	0.02%	193	3
80	MK TISKARNA	510,789	2,130	0	28,735	0.01%	0.02%	198	8
81	DANA	425,050	1,773	0	0	0.00%	0.02%	293	5
82	KOMPAS HOTELI	420,000	1,752	0	0	0.00%	0.02%	60	1
83	KOŠAKI TMI	405,000	1,689	0	180,000	0.00%	0.02%	27	2
84	IMP KLIMAT	387,376	1,616	0	387,376	0.00%	0.02%	176	2
85	INLES	309,540	1,291	0	0	0.00%	0.01%	462	10
86	SVILA	305,779	1,275	0	122,627	0.00%	0.01%	89,561	41
87	ŽITO INTES	285,978	1,193	0	13,806	0.00%	0.01%	1,231	7
88	UNIT-AS LJUBLJANA	246,100	1,027	0	0	0.00%	0.01%	89	2
89	SWATY	204,000	851	0	0	0.00%	0.01%	17	2
90	ZDRAVILIŠČE ROGAŠKA	166,304	694	0	0	0.00%	0.01%	940	8
91	CREINA	153,780	641	0	0	0.00%	0.01%	33	1
92	KEMA PUCONCI	132,240	552	0	0	0.00%	0.01%	20	2
93	ELMO	115,050	480	0	0	0.00%	0.01%	177	3
94	TERME DOBRNA	45,150	188	0	0	0.00%	0.00%	26	3
95	AVTOPREVOZNIŠTVO IN SERVISI	23,616	98	0	0	0.00%	0.00%	288	2
96	ŽELEZARNA RAVNE - MONTER DRAVOGRAD	12,600	53	0	0	0.00%	0.00%	9	1
97	GEA COLLEGE	4,856	20	0	4,856	0.00%	0.00%	4	1
98	INTARA	0	0	0	0	0.00%	0.00%	0	0
99	JELEN GOSTINSKO PODJETJE	0	0	0	0	0.00%	0.00%	0	0
100	L EGOLES	0	0	0	0	0.00%	0.00%	0	0
101	SIJAJ HRASTNIK	0	0	0	0	0.00%	0.00%	0	0
102	INTERTRADE ITA	0	0	0	0	0.00%	0.00%	0	0
103	HIDROTEHNIK	0	0	0	0	0.00%	0.00%	0	0
104	OLJARICA, KRANJ	0	0	0	0	0.00%	0.00%	0	0
105	UPIMO GROUP	0	0	0	0	0.00%	0.00%	0	0
106	METALKA TRGOVINA	0	0	0	0	0.00%	0.00%	0	0
107	GRADIS, GP LJUBLJANA	0	0	0	0	0.00%	0.00%	0	0
108	RTC KRVAVEC	0	0	0	0	0.00%	0.00%	0	0
109	EGOLES	0	0	0	0	0.00%	0.00%	0	0
110	SVILANIT KAMNIK	0	0	0	0	0.00%	0.00%	0	0
111	GORIŠKE OPEKARNE	0	0	0	0	0.00%	0.00%	0	0
112	LIZ INŽENIRING	0	0	0	0	0.00%	0.00%	0	0
	Preferred shares	22,353,521	93,238	0	4,760,888	0.23%	0.99%	3,359	320
1	KD HOLDING	22,353,221	93,237	0	4,760,888	0.23%	0.99%	3,358	319
2	ZDRAVILIŠČE ROGAŠKA	300	1	0	0	0.00%	0.00%	1	1

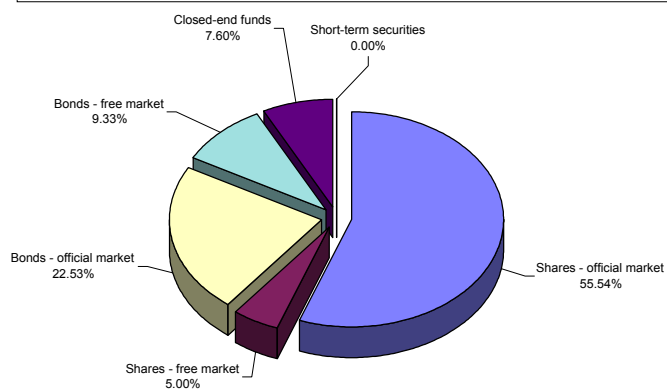
2. Bonds

Issue	Total (in SIT)	Total (in EUR)	Block trades (in SIT)	Cross trades (in SIT)	Share in total turnover on free market	Share in turnover of bonds	Volume in pieces	Number of bargains
Total bonds	4,219,858,523	17,601,475	3,502,566,726	161,678,562	42.54%	100.00%	130,776	339
1 NLB 15 th issue	2,009,283,000	8,380,948	1,965,644,600	43,638,400	20.26%	47.61%	19,258	11
2 SLOV. ODŠKODNINSKA DRUŽBA 2 nd issue	949,668,435	3,961,117	306,634,497	118,040,162	9.57%	22.50%	71,993	308
3 POSLOVNI SISTEM MERCATOR	783,309,252	3,267,319	774,562,155	0	7.90%	18.56%	31,484	10
4 DARS 1 st issue	342,959,200	1,430,513	338,150,000	0	3.46%	8.13%	3,154	5
5 ABANKA VIPA 9 th issue	117,575,474	490,406	117,575,474	0	1.19%	2.79%	4,752	1
6 STANOVANJSKI SKLAD 3 rd issue	9,199,411	38,372	0	0	0.09%	0.22%	103	3
7 POŠTNA BANKA SLOVENIJE 5 th issue	7,863,751	32,800	0	0	0.08%	0.19%	32	1
8 ABANKA VIPA 8 th issue	0	0	0	0	0.00%	0.00%	0	0
9 AUTOCOMMERCE 1 st issue	0	0	0	0	0.00%	0.00%	0	0
10 BANKA KOPER 4 th issue	0	0	0	0	0.00%	0.00%	0	0
11 BANKA ZASAVJE 3 rd issue	0	0	0	0	0.00%	0.00%	0	0
12 DEŽELNA BANKA SLOVENIJE 4 th issue	0	0	0	0	0.00%	0.00%	0	0
13 KD INVESTMENTS 1 st issue	0	0	0	0	0.00%	0.00%	0	0
14 NLB 14 th issue	0	0	0	0	0.00%	0.00%	0	0
15 NLB 7 th issue	0	0	0	0	0.00%	0.00%	0	0
16 NLB 8 th issue	0	0	0	0	0.00%	0.00%	0	0
17 POŠTNA BANKA SLOVENIJE 2 nd issue	0	0	0	0	0.00%	0.00%	0	0
18 POŠTNA BANKA SLOVENIJE 3 rd issue	0	0	0	0	0.00%	0.00%	0	0
19 POTEZA NALOŽBE	0	0	0	0	0.00%	0.00%	0	0
20 PROBANKA 5 th issue	0	0	0	0	0.00%	0.00%	0	0
21 PROBANKA 6 th issue	0	0	0	0	0.00%	0.00%	0	0
22 PROBANKA 7 th issue	0	0	0	0	0.00%	0.00%	0	0
23 SIP STROJNA INDUSTRIJA 1 st issue, A series	0	0	0	0	0.00%	0.00%	0	0
24 SIP STROJNA INDUSTRIJA 1 st issue, B series	0	0	0	0	0.00%	0.00%	0	0
25 ZAVAROVALNICA TRIGLAV 1 st issue	0	0	0	0	0.00%	0.00%	0	0
Total free market (shares and bonds)	6,482,094,060	27,037,348	3,850,864,276	531,948,964	65.35%	-	1,623,827	12,476

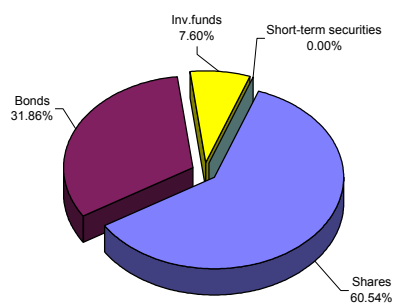
3. Investment funds

Issue	Total (in SIT)	Total EUR	(in Block trades (in SIT)	Cross trades (in SIT)	Share in total turnover on free market	Share in turnover of closed-end funds	Volume in pieces	Number of bargains
Total closed-end funds	3,436,802,508	14,334,963	1,522,177,020	284,670,300	34.65%	100.00%	4,934,322	6,484
1 TRIGLAV STEBER I, delniška ID	1,339,429,396	5,586,784	893,331,500	45,751,000	13.50%	38.97%	341,246	956
2 MAKSIMA ID	842,135,110	3,512,528	628,845,520	46,270,129	8.49%	24.50%	304,514	702
3 NFD 1 DELNIŠKI INVESTICIJSKI SKLAD	362,334,074	1,511,306	0	64,725,047	3.65%	10.54%	1,025,237	914
4 KD ID	243,733,998	1,016,630	0	20,799,956	2.46%	7.09%	1,025,797	1,228
5 INFOND ID	181,665,491	757,729	0	14,000,465	1.83%	5.29%	65,414	648
6 ZLATA MONETA I, ID	176,418,200	735,851	0	43,522,966	1.78%	5.13%	1,152,185	438
7 KRONA SENIOR	140,994,851	588,097	0	5,720,571	1.42%	4.10%	845,812	266
8 ZVON ENA ID	46,371,912	193,420	0	3,434,450	0.47%	1.35%	13,832	415
9 VIPA INVEST	36,810,824	153,539	0	22,568,028	0.37%	1.07%	16,263	255
10 INFOND ID 1	36,536,960	152,397	0	3,622,782	0.37%	1.06%	28,900	531
11 MODRA LINIJA	30,371,692	126,682	0	14,254,906	0.31%	0.88%	115,122	129
Short-term securities	0	0	0	0	0.00%	-	0	0
Total free market	9,918,896,568	41,372,311	5,373,041,296	816,619,264	100.00%	-	6,558,149	18,960
Total turnover in February 2005	45,215,492,916	188,598,589	33,076,400,449	1,608,194,418	-	-	8,379,782	25,161

Structure of turnover by securities in February 2005



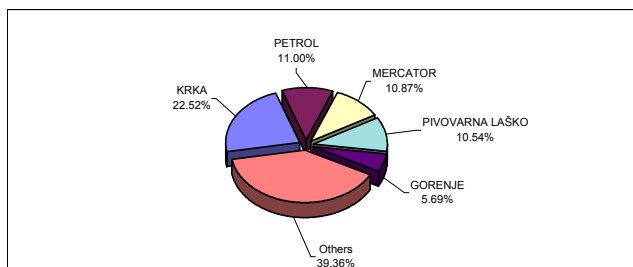
Structure of turnover by securities - all markets - February 2005



C3) MOST TRADED SECURITIES IN FEBRUARY 2005

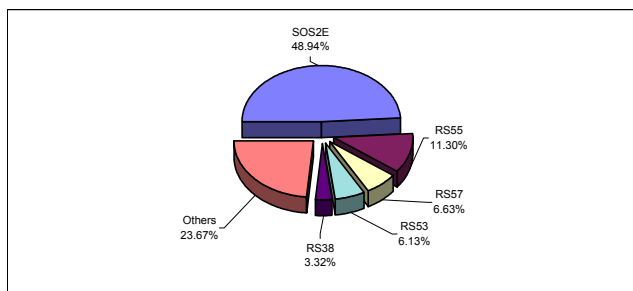
MOST TRADED SHARES

Issuer	Turnover (in SITm) - order book trades only	Market capitalisation as of 28 Feb 2005 (in SITm)	Number of bargains - order book trades only
KRKA	2,007	299,487	1,200
PETROL	980	144,142	684
MERCATOR	969	132,470	568
PIVOVARNA LAŠKO	940	66,984	479
GORENJE	507	76,811	396
Others	3,508	1,010,132	14,257
Total	8,911	1,730,026	17,584



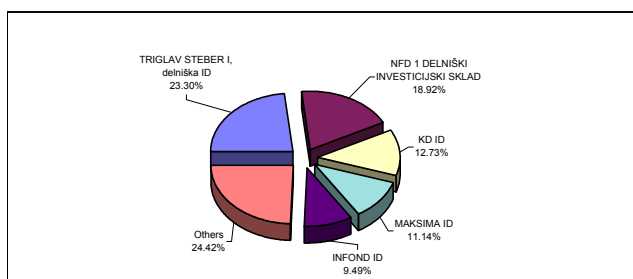
MOST TRADED BONDS

Issuer	Turnover (in SITm) - order book trades only	Market capitalisation as of 28 Feb 2005 (in SITm)	Number of bargains - order book trades only
SLOVENSKA ODŠKODNINSKA DRUŽBA 2 nd issue	643	138,270	303
REPUBLIKA SLOVENIJA 39 th issue	148	23,911	438
REPUBLIKA SLOVENIJA 21 st issue	87	17,000	17
REPUBLIKA SLOVENIJA 59 th issue	81	49,335	11
NOVA LJUBLJANSKA BANKA 15 th issue	44	13,755	2
Others	311	902,713	235
Total	1,314	1,144,985	1,006



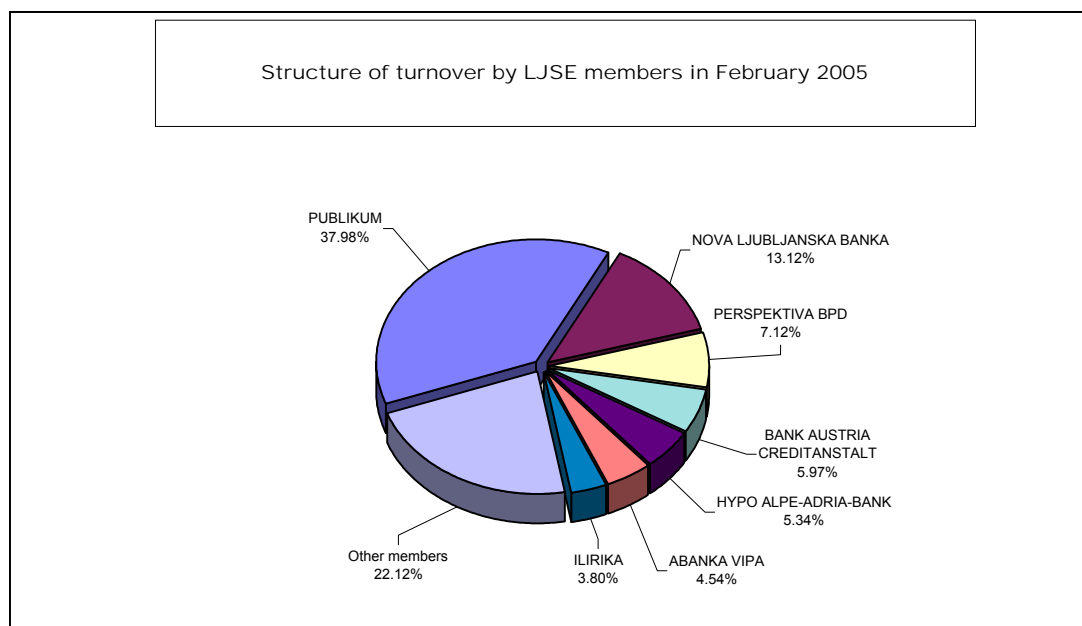
MOST TRADED INVESTMENT FUNDS

INVESTMENT FUNDS	Turnover (in SITm) - order book trades only	Market capitalisation as of 28 Feb 2005 (in SITm)	Number of bargains - order book trades only
TRIGLAV STEBER I, delniška ID	446	57,141	952
NFD 1 DELNIŠKI INVESTICIJSKI SKLAD	362	55,850	914
KD ID	244	21,272	1,228
MAKSIMA ID	213	21,472	700
INFOND ID	182	22,607	648
Others	468	62,012	2,034
Total	1,915	240,353	6,476



C4) TURNOVER BY LJSE MEMBERS IN FEBRUARY 2005

	Member	Official market (in SIT)	Free market (in SIT)	Total (in SIT)	Share in turnover
1	PUBLIKUM	34,261,603,910	86,361,605	34,347,965,515	37.98%
2	NOVA LJUBLJANSKA BANKA	7,625,217,673	4,239,321,766	11,864,539,439	13.12%
3	PERSPEKTIVA BPD	6,022,161,364	418,198,067	6,440,359,431	7.12%
4	BANK AUSTRIA CREDITANSTALT	4,870,678,184	530,496,513	5,401,174,697	5.97%
5	HYPO ALPE-ADRIA-BANK	1,076,846,545	3,754,930,636	4,831,777,181	5.34%
6	ABANKA VIPA	2,598,785,780	1,502,309,501	4,101,095,281	4.54%
7	ILIRIKA	1,476,561,647	1,963,892,307	3,440,453,954	3.80%
8	SKB BANKA	2,884,501,129	42,878,351	2,927,379,480	3.24%
9	POTEZA	1,277,738,066	1,357,463,994	2,635,202,060	2.91%
10	GBD GORENJSKA BORZNO POSREDNIŠKA DRUŽBA	846,162,718	855,822,991	1,701,985,709	1.88%
11	FACTOR BANKA	1,091,448,145	556,173,525	1,647,621,670	1.82%
12	ARGONOS BPH	712,651,398	630,479,277	1,343,130,675	1.49%
13	RAIFFEISEN KREKOVA BANKA	1,120,627,717	117,077,789	1,237,705,506	1.37%
14	PROBANKA	703,211,367	505,546,930	1,208,758,297	1.34%
15	MARIBORSKA BPH	423,592,508	644,071,544	1,067,664,052	1.18%
16	DEŽELNA BANKA SLOVENIJE	614,162,164	361,960,536	976,122,700	1.08%
17	CELJSKA BORZNO-POSREDNIŠKA HIŠA	610,660,072	246,518,532	857,178,604	0.95%
18	CERTIUS BPH	194,790,945	644,817,994	839,608,939	0.93%
19	MEDVEŠEK PUŠNIK	457,655,346	266,402,540	724,057,886	0.80%
20	PM&A BPD	248,074,843	457,201,064	705,275,907	0.78%
21	BANKA KOPER	500,435,072	74,917,604	575,352,676	0.64%
22	PFCI	306,741,906	185,512,849	492,254,755	0.54%
23	KD BPD	411,053,879	42,748,489	453,802,368	0.50%
24	MOJA DELNICA BPH	93,194,831	135,860,356	229,055,187	0.25%
25	VERITAS BH	95,664,695	73,246,587	168,911,282	0.19%
26	B P H	64,868,720	85,246,387	150,115,107	0.17%
27	GORENJSKA BANKA	4,102,071	58,335,385	62,437,456	0.07%
	TOTAL	70,593,192,695	19,837,793,119	90,430,985,814	100.00%



C5) TURNOVER IN YEARS 2003 AND 2004

MONTHLY TURNOVER ON OFFICIAL MARKET

Year 2004	Number of trading days	Turnover (in SIT)		average	Number of bargains	
		per month	average per day	per bargain	per month	average per day
February	20	19,813,583,486	990,679,174	2,387,754	8,298	415
March	23	22,107,330,957	961,188,302	1,917,874	11,527	501
April	20	31,337,097,981	1,566,854,899	2,665,853	11,755	588
May	21	28,584,317,153	1,361,157,960	3,129,784	9,133	435
June	21	17,620,895,972	839,090,284	2,938,775	5,996	286
July	22	13,772,617,008	626,028,046	1,961,632	7,021	319
August	22	16,338,945,849	742,679,357	2,221,777	7,354	334
September	22	23,041,257,690	1,047,329,895	2,160,253	10,666	485
October	21	15,209,301,247	724,252,440	2,241,276	6,786	323
November	21	21,583,565,659	1,027,788,841	2,815,125	7,667	365
December	22	26,286,870,885	1,194,857,767	2,378,257	11,053	502
TOTAL	255	256,666,278,605			106,587	
AVERAGE 2004	21	21,388,856,550	1,006,534,426	2,408,045	8,882	418
Year 2005						
January	21	19,798,558,961	942,788,522	2,445,172	8,097	386
February	19	35,296,596,348	1,857,715,597	5,692,081	6,201	326
TOTAL	40	55,095,155,309			14,298	
AVERAGE 2005	20	27,547,577,654	1,400,252,060	4,068,627	7,149	357

MONTHLY TURNOVER ON FREE MARKET *

Year 2004	Number of trading days	Turnover (in SIT)		average	Number of bargains	
		per month	average per day	per bargain	per month	average per day
February	20	8,368,032,649	418,401,632	331,499	25,243	1,262
March	23	14,086,634,709	612,462,379	552,937	25,476	1,108
April	20	9,389,974,965	469,498,748	433,217	21,675	1,084
May	21	10,187,798,834	485,133,278	570,489	17,858	850
June	21	8,938,831,753	425,658,655	624,438	14,315	682
July	22	9,393,594,458	426,981,566	611,244	15,368	699
August	22	9,578,975,233	435,407,965	561,027	17,074	776
September	22	10,357,166,030	470,780,274	521,037	19,878	904
October	21	11,085,953,916	527,902,567	735,484	15,073	718
November	21	11,563,003,008	550,619,191	363,479	31,812	1,515
December	22	25,094,849,016	1,140,674,955	1,194,424	21,010	955
TOTAL	255	139,985,652,788			246,481	
AVERAGE 2004	21	11,665,471,066	548,963,344	567,937	20,540	967
Year 2005						
January	21	9,770,109,699	465,243,319	607,859	16,073	765
February	19	9,918,896,561	522,047,187	523,149	18,960	998
TOTAL	40	19,689,006,259			35,033	
AVERAGE 2005	20	9,844,503,130	493,645,253	565,504	17,517	876

* Includes the turnover of shares, bonds, inv.funds and short-term securities.

MONTHLY TURNOVER ON ALL MARKETS

Year 2004	Number of trading days	Turnover (in SIT)		average	Number of bargains	
		per month	average per day	per bargain	per month	average per day
February	20	28,181,616,135	1,409,080,807	840,214	33,541	1,677
March	23	36,193,965,666	1,573,650,681	978,136	37,003	1,609
April	20	40,727,072,946	2,036,353,647	1,218,279	33,430	1,672
May	21	38,772,115,987	1,846,291,237	1,436,483	26,991	1,285
June	21	26,559,727,725	1,264,748,939	1,307,652	20,311	967
July	22	23,166,211,466	1,053,009,612	1,034,714	22,389	1,018
August	22	25,917,921,083	1,178,087,322	1,060,992	24,428	1,110
September	22	33,398,423,720	1,518,110,169	1,093,453	30,544	1,388
October	21	26,295,255,164	1,252,155,008	1,202,949	21,859	1,041
November	21	33,146,568,666	1,578,408,032	839,600	39,479	1,880
December	22	51,381,719,901	2,335,532,723	1,602,524	32,063	1,457
TOTAL	255	396,651,931,393			353,068	
AVERAGE 2004	21	33,054,327,616	1,555,497,770	1,123,443	29,422	1,385
Year 2005						
January	21	29,568,668,659	1,408,031,841	1,223,362	24,170	1,151
February	19	45,215,492,908	2,379,762,785	1,797,047	25,161	1,324
TOTAL	40	74,784,161,568			49,331	
AVERAGE 2005	20	37,392,080,784	1,893,897,313	1,510,205	24,666	1,233

TURNOVER BY SECURITIES ON ALL MARKETS OF LJUBLJANA STOCK EXCHANGE IN YEARS 1996 - 2004

Total turnover and number of bargains

Year	Number of trading days	Turnover (in SIT)		average	Number of bargains	
		per year	average per day	per bargain	per year	average per day
2005	40	74,784,161,568	1,869,604,039	1,515,967	49,331	1,233
2004	255	396,651,931,393	1,555,497,770	1,123,443	353,068	1,385
2003	249	340,236,695,283	1,366,412,431	995,420	341,802	1,373
2002	247	481,040,836,708	1,947,533,752	1,062,358	452,805	1,833
2001	247	348,643,571,200	1,411,512,434	1,088,977	320,157	1,296
2000	249	269,617,104,598	1,082,799,617	679,818	396,602	1,593
1999	254	265,671,058,734	1,045,949,050	594,292	447,038	1,760
1998	252	173,374,959,032	687,995,869	729,680	237,604	943
1997	249	108,296,251,892	434,924,706	771,594	140,354	564
1996	240	87,004,346,423	362,518,110	662,875	131,253	547

Average turnover and number of bargains

Year	Turnover (in SIT)			Number of bargains	
	per month	per day	per bargain	per month	per day
2005	37,392,080,784	1,869,604,039	1,515,967	24,666	1,233
2004	33,054,327,616	1,555,497,770	1,123,443	29,422	1,385
2003	28,353,057,940	1,366,412,431	995,420	28,484	1,373
2002	40,086,736,392	1,947,533,752	1,062,358	37,734	1,833
2001	29,053,630,933	1,411,512,434	1,088,977	26,680	1,296
2000	22,468,092,050	1,082,799,617	679,818	33,050	1,593
1999	22,139,254,895	1,045,949,050	594,292	37,253	1,760
1998	14,447,913,253	687,995,869	729,680	19,800	943
1997	9,024,687,658	434,924,706	771,594	11,696	564
1996	7,250,362,202	362,518,110	662,875	10,938	547

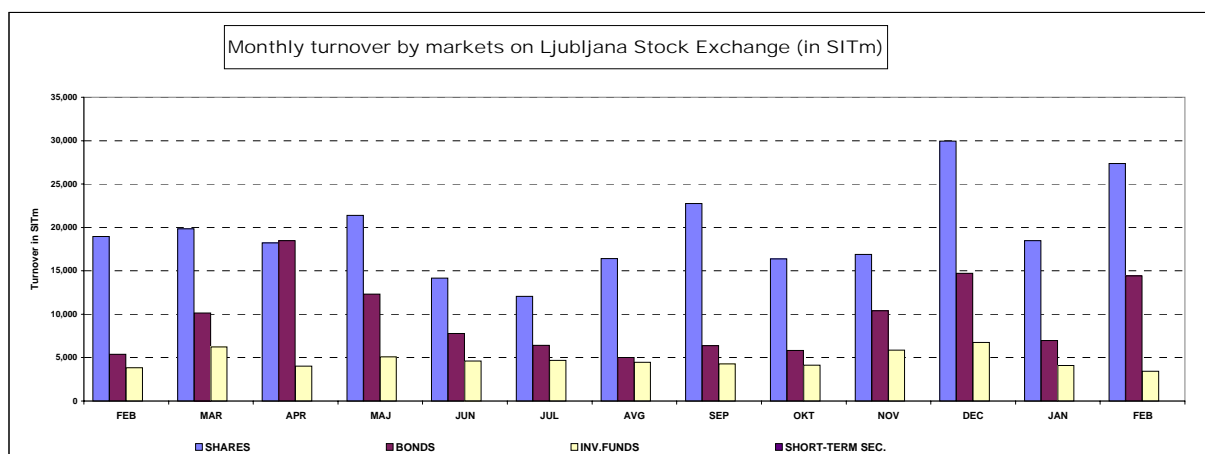
STRUCTURE OF TURNOVER

MONTHLY TURNOVER BY MARKETS ON LJUBLJANA STOCK EXCHANGE (in SIT)

YEAR 2004	OFFICIAL MARKET		FREE MARKET		AUTHORISED CLOSED-END FUNDS	CLOSED-END FUNDS	SHORT-TERM SECURITIES	TOTAL
	SHARES	BONDS	SHARES	BONDS				
February	15,852,136,394	3,961,447,092	3,104,671,302	1,419,844,425	437,150,703	3,406,366,219	0	28,181,616,127
March	13,940,630,014	8,166,700,943	5,888,510,038	1,961,703,646	1,415,755,465	4,820,665,560	0	36,193,965,662
April	14,080,522,204	17,256,575,777	4,136,457,868	1,227,216,741	338,293,187	3,688,007,169	0	40,727,072,944
May	17,516,930,094	11,067,387,059	3,858,634,120	1,235,366,339	119,782,341	4,974,016,034	0	38,772,115,984
June	11,372,100,788	6,248,795,184	2,791,532,951	1,526,374,080	132,584,610	4,488,340,112	0	26,559,727,725
July	9,236,795,958	4,535,821,050	2,824,991,655	1,872,427,868	424,708,999	4,271,465,936	0	23,166,211,466
August	13,658,292,431	2,680,653,419	2,761,443,286	2,338,663,056	401,844,354	4,077,024,537	0	25,917,921,083
September	18,713,368,310	4,327,889,380	4,042,792,792	2,036,874,461	37,096,342	4,240,402,434	0	33,398,423,720
October	10,933,000,164	4,276,301,084	5,428,061,291	1,540,058,981	32,086,790	4,085,746,855	0	26,295,255,164
November	12,583,163,104	9,000,402,555	4,299,247,681	1,396,047,175		5,867,708,152	0	33,146,568,666
December	16,208,743,903	10,078,126,982	13,730,861,241	4,633,186,258		6,730,801,518	0	51,381,719,901
TOTAL 2004	165,968,964,279	90,697,314,326	57,134,049,726	22,887,047,321	4,570,959,191	55,393,596,550	0	396,651,931,393
Year 2005								
January	15,501,544,573	4,297,014,388	2,968,018,532	2,691,184,376		4,110,906,796		29,568,668,665
February	25,111,478,460	10,185,117,887	2,262,235,531	4,219,858,522		3,436,802,507		45,215,492,908
Total 2005	40,613,023,033	14,482,132,275	5,230,254,063	6,911,042,898	0	7,547,709,303	0	74,784,161,573

MONTHLY TURNOVER BY SECURITIES ON LJUBLJANA STOCK EXCHANGE (in SIT)

YEAR 2004	SHARES	BONDS	INVESTMENT FUNDS	SHORT-TERM SECURITIES	TOTAL
February	18,956,807,696	5,381,291,517	3,843,516,922	0	28,181,616,127
March	19,829,140,052	10,128,404,589	6,236,421,025	0	36,193,965,662
April	18,216,980,072	18,483,792,518	4,026,300,356	0	40,727,072,944
May	21,375,564,214	12,302,753,398	5,093,798,375	0	38,772,115,984
June	14,163,633,738	7,775,169,264	4,620,924,722	0	26,559,727,725
July	12,061,787,612	6,408,248,919	4,696,174,935	0	23,166,211,466
August	16,419,735,716	5,019,316,475	4,478,868,891	0	25,917,921,083
September	22,756,161,102	6,364,763,841	4,277,498,777	0	33,398,423,720
October	16,361,061,455	5,816,360,065	4,117,833,645	0	26,295,255,164
November	16,882,410,785	10,396,449,730	5,867,708,152	0	33,146,568,666
December	29,939,605,144	14,711,313,240	6,730,801,518	0	51,381,719,901
TOTAL 2004	206,962,887,586	102,787,863,555	53,989,847,317	0	363,740,598,440
Year 2005					
January	18,469,563,105	6,988,198,764	4,110,906,796	0	29,568,668,665 SIT
February	27,373,713,992	14,404,976,410	3,436,802,507	0	45,215,492,908 SIT
Total 2005	45,843,277,097	21,393,175,174	7,547,709,303	0	74,784,161,573 SIT



D) MARKET CAPITALISATION

MARKET CAPITALISATION - OFFICIAL MARKET (in SIT)

	29 Feb 2004	31 Dec 2004	31 Jan 2005	28 Feb 2005	Index 28 Feb 2005 / 31 Jan 2005	Index 28 Feb 2005 / 28 Feb 2004	Index 28 Feb 2005 / 29 Feb 2004	Share
SHARES	1,034,731,149,953	1,232,947,810,739	1,273,929,097,489	1,246,945,215,955	98	101	121	57.62%
Banks	2,380,000,000	2,560,000,000	2,772,000,000	2,700,000,000	97	105	116	0.22%
Companies	1,032,351,149,953	1,230,387,810,739	1,271,157,097,489	1,244,245,215,955	98	101	123	99.78%
BONDS	737,700,986,061	891,837,016,901	874,582,782,980	916,982,928,166	105	103	119	42.38%
State	617,176,202,294	757,866,753,249	741,945,576,947	794,690,288,480	107	105	120	86.66%
Banks	102,659,406,162	116,709,266,668	115,681,330,663	105,463,889,980	91	90	113	11.50%
Companies	17,865,377,605	17,260,996,984	16,955,875,370	16,828,749,706	99	97	95	1.84%
TOTAL	1,772,432,136,013	2,124,784,827,640	2,148,511,880,469	2,163,928,144,121	101	102	121	100.00%

MARKET CAPITALISATION - FREE MARKET (in SIT)

	29 Feb 2004	31 Dec 2004	31 Jan 2005	28 Feb 2005	Index 28 Feb 2005 / 31 Jan 2005	Index 31 Dec 2004 / 31 Dec 2003	Index 28 Feb 2005 / 29 Feb 2004	Share
SHARES	416,451,682,193	472,880,948,071	487,739,835,937	484,437,331,867	99	102	116	50.84%
Companies	416,451,682,193	472,880,948,071	487,739,835,937	484,437,331,867	99	102	116	100.00%
BONDS	161,281,152,491	214,735,283,245	218,557,239,213	228,002,176,375	104	106	141	23.93%
State	133,964,824,769	150,803,342,977	139,832,351,712	140,058,700,067	100	93	105	61.43%
Banks	23,113,233,161	50,774,141,280	50,865,609,567	50,979,314,700	100	100	221	22.36%
Companies	4,203,094,561	5,965,514,987	20,666,702,934	29,771,670,608	144	499	708	13.06%
Insurance companies	-	7,192,284,000	7,192,575,000	7,192,491,000	100	-	-	3.15%
CLOSED-END FUNDS	193,041,737,428	237,376,322,682	247,615,947,276	240,353,375,807	97	101	125	25.23%
AUTH. CLOSED-END FUNDS	21,824,972,257	-	-	-	-	-	-	-
TOTAL *	792,599,544,369	924,992,553,998	953,913,022,426	952,792,884,049	100	103	120	100.00%

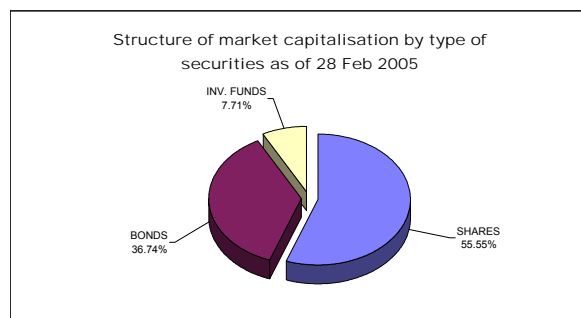
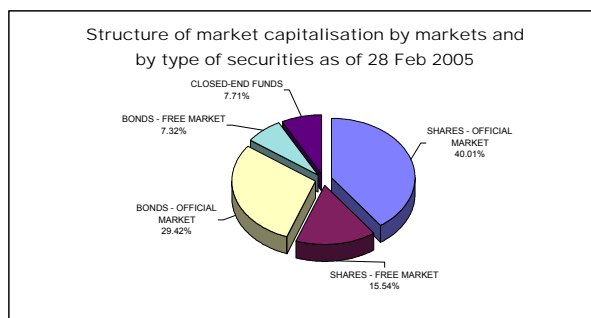
TOTAL SHARES	1,451,182,832,146	1,705,828,758,811	1,761,668,933,426	1,731,382,547,822	98	101	119	56.78%
TOTAL BONDS	898,982,138,552	1,106,572,300,145	1,093,140,022,193	1,144,985,104,541	105	103	127	35.24%
INVESTMENT FUNDS	214,866,709,685	237,376,322,682	247,615,947,276	240,353,375,807	97	101	112	7.98%
TOTAL CAPITALISATION ON LJSE *	2,565,031,680,382	3,049,777,381,638	3,102,424,902,895	3,116,721,028,170	100	102	122	100.00%

* investment funds are included in market capitalisation

On 28 Feb 2005, the total market capitalisation of all shares traded, without investment funds, on the Ljubljana Stock Exchange (SIT 1,761.7 billion) corresponded to 31.1% of GDP in 2003 - SIT 5,671 billion (at current prices; as reported by the Statistical Office of the Republic of Slovenia).

EXCHANGE RATES:

1USD=191.5332 SIT as of 28 Feb 2004	1USD=176.2427 SIT as of 31 Dec 2004	1USD=183.9439 SIT as of 31 Jan 2005	1USD=182.2083 SIT as of 28 Feb 2005
1EUR=237.5586 SIT as of 28 Feb 2004	1EUR=239.7430 SIT as of 31 Dec 2004	1EUR=239.7525 SIT as of 31 Jan 2005	1EUR=239.7497 SIT as of 28 Feb 2005



D1) MARKET CAPITALISATION OF SHARES - OFFICIAL MARKET

Issue	Number of shares traded	Number of issued shares	Share of traded shares	Price as of 28 Feb 2005	Market capitalisation as of 28 Feb 2005 (in SIT)	Market capitalisation as of 28 Feb 2005 (in EUR)	Market capitalisation as of 28 Feb 2005 (in USD)
Common shares	-	-	-	-	1,244,245,215,955	5,189,767,562	6,828,696,695
1 KRKA	3,542,612	3,542,612	100.00%	84,539 SIT	299,487,458,823	1,249,167,189	1,643,654,317
2 PETROL	2,086,301	2,086,301	100.00%	69,090 SIT	144,142,097,967	601,219,096	791,084,149
3 MERCATOR	3,208,504	3,208,504	100.00%	41,287 SIT	132,469,697,158	552,533,318	727,023,397
4 SAVA	2,006,987	2,006,987	100.00%	45,673 SIT	91,665,478,509	382,338,241	503,080,697
5 GORENJE	12,200,000	12,200,000	100.00%	6,296 SIT	76,810,834,000	320,379,271	421,555,077
6 PIVOVARNA LAŠKO	8,747,652	8,747,652	100.00%	7,657 SIT	66,984,182,948	279,392,145	367,624,213
7 INTEREUROPA	7,902,413	7,902,413	100.00%	7,403 SIT	58,502,037,584	244,012,975	321,072,298
8 LUKA KOPER	7,140,000	7,140,000	100.00%	8,145 SIT	58,154,229,000	242,562,260	319,163,446
9 ISTRABENZ	5,180,000	5,180,000	100.00%	10,158 SIT	52,620,615,600	219,481,466	288,793,736
10 MERKUR	1,214,585	1,214,585	100.00%	39,900 SIT	48,461,941,500	202,135,567	265,970,000
11 PIVOVARNA UNION	451,114	451,114	100.00%	61,501 SIT	27,743,962,114	115,720,529	152,265,084
12 TERME ČATEŽ	597,916	597,916	100.00%	40,584 SIT	24,265,613,673	101,212,280	133,175,128
13 DROGA PORTOROŽ	282,768	282,768	100.00%	84,000 SIT	23,752,540,277	99,072,242	130,359,266
14 AERODROM	1,936,229	1,936,229	100.00%	12,210 SIT	23,641,181,829	98,607,764	129,748,106
15 DELO	667,464	667,464	100.00%	29,400 SIT	19,623,441,600	81,849,702	107,697,847
16 KOLINSKA	3,166,992	3,169,525	99.92%	5,807 SIT	18,390,912,564	76,708,803	100,933,451
17 SALUS	134,980	134,980	100.00%	130,323 SIT	17,590,998,540	73,372,348	96,543,344
18 ETOL	254,619	254,619	100.00%	60,000 SIT	15,277,140,000	63,721,206	83,844,369
19 ŽITO	353,715	353,715	100.00%	35,873 SIT	12,688,722,692	52,924,874	69,638,555
20 RADENSKA	5,061,856	5,061,856	100.00%	2,011 SIT	10,180,759,117	42,464,116	55,874,288
21 MLINOTEST	2,389,177	2,389,177	100.00%	1,950 SIT	4,658,895,150	19,432,329	25,569,061
22 COMET	1,700,688	1,700,688	100.00%	2,621 SIT	4,457,503,248	18,592,320	24,463,777
23 KOMPAS MTS	2,973,005	2,973,005	100.00%	1,351 SIT	4,016,529,755	16,753,013	22,043,616
24 DELO PRODAJA	593,549	593,549	100.00%	6,610 SIT	3,923,358,890	16,364,395	21,532,273
25 EMONA OBALA KOPER	1,741,456	1,741,456	100.00%	993 SIT	1,728,813,029	7,210,908	9,488,113
26 TEHNOUNION	84,005	84,005	100.00%	16,825 SIT	1,413,342,123	5,895,074	7,756,738
27 GEODETSKI ZAVOD SLOVENIJE	379,820	379,820	100.00%	2,301 SIT	873,965,820	3,645,326	4,796,520
28 NIKA	186,695	186,695	100.00%	3,851 SIT	718,962,445	2,998,804	3,945,827
Preferred shares	-	-	-	-	2,700,000,000	11,261,745	14,818,205
1 PROBANKA	400,000	400,000	100.00%	6,750 SIT	2,700,000,000	11,261,745	14,818,205
TOTAL SHARES	-	-	-	-	1,246,945,215,955	5,201,029,307	6,843,514,900

EXCHANGE RATES	1 USD=	182.2083	SIT as of 28 Feb 2005
	1 EUR=	239.7497	SIT as of 28 Feb 2005

MARKET CAPITALISATION OF SHARES - FREE MARKET

Issue	Number of shares traded	Number of issued shares	Share of traded shares	Price as of 28 Feb 2005	Market capitalisation as of 28 Feb 2005 (in SIT)	Market capitalisation as of 28 Feb 2005 (in EUR)	Market capitalisation as of 28 Feb 2005 (in USD)
Common shares	-	-	-	-	482,637,999,490	2,013,091,151	2,648,825,545
1 HELIOS, DOMŽALE	219,861	219,861	100.00%	247.632 SIT	54,444,594,967	227,089,314	298,804,143
2 NFD HOLDING	31,859,997	31,859,997	100.00%	865 SIT	27,569,411,204	114,992,474	151,307,110
3 ZVON ENA HOLDING	11,520,720	11,520,720	100.00%	2,186 SIT	25,180,492,082	105,028,253	138,196,186
4 CINKARNA CELJE	812,477	814,626	99.74%	29,600 SIT	24,049,319,200	100,310,112	131,988,055
5 AKTIVA INVEST	815,773	815,773	100.00%	28,500 SIT	23,249,530,500	96,974,180	127,598,636
6 LESNINA	76,495	76,495	100.00%	289,999 SIT	22,183,492,629	92,527,718	121,747,981
7 KD GROUP	186,436	186,436	100.00%	111,092 SIT	20,711,585,399	86,388,368	113,669,824
8 JUTEKS	641,432	641,432	100.00%	32,000 SIT	20,525,824,000	85,613,554	112,650,324
9 INFOND HOLDING	16,833,414	16,833,414	100.00%	986 SIT	16,595,894,528	69,221,753	91,081,990
10 BELINKA	2,702,532	2,702,532	100.00%	6,087 SIT	16,449,447,474	68,610,920	90,278,256
11 KD HOLDING	1,373,534	1,373,534	100.00%	11,684 SIT	16,048,797,052	66,939,800	88,079,396
12 ISKRA AVTOELEKTRIKA	1,608,313	1,608,313	100.00%	8,805 SIT	14,161,356,796	59,067,256	77,720,701
13 AKTIVA NALOŽBE	13,591,508	13,591,508	100.00%	1,000 SIT	13,591,508,000	56,690,407	74,593,243
14 DZS	1,429,368	1,686,384	84.76%	5,950 SIT	8,504,739,600	35,473,411	46,675,918
15 CETIS	200,000	220,642	90.64%	41,000 SIT	8,200,000,000	34,202,337	45,003,438
16 TRIGLAV, FINANČNA DRUŽBA	6,356,989	6,356,989	100.00%	1,150 SIT	7,310,537,350	30,492,373	40,121,868
17 VIPA HOLDING	7,347,565	7,347,565	100.00%	950 SIT	6,980,186,750	29,114,475	38,308,830
18 ZVON DVA HOLDING	14,120,934	14,120,934	100.00%	487 SIT	6,870,116,810	28,655,372	37,704,741
19 ARKADA HOLDING	6,640,325	6,640,325	100.00%	975 SIT	6,473,785,649	27,002,268	35,529,587
20 MAKSIMA HOLDING	6,399,850	6,399,850	100.00%	992 SIT	6,348,715,199	26,480,597	34,843,172
21 TRIGLAV NALOŽBE	13,182,366	13,182,366	100.00%	380 SIT	5,009,299,080	20,893,870	27,492,156
22 GRAND HOTEL UNION	1,814,613	1,814,613	100.00%	2,700 SIT	4,899,455,100	20,435,709	26,889,308
23 TOVARNA SLADKORJA ORMOŽ	497,163	497,163	100.00%	9,793 SIT	4,868,717,259	20,307,501	26,720,612
24 ETRA 33	45,423	45,423	100.00%	107,037 SIT	4,861,923,028	20,279,162	26,683,324
25 MEDALJON	1,734,000	1,734,000	100.00%	2,600 SIT	4,508,400,000	18,804,612	24,743,110
26 KS2 NALOŽBE	10,911,340	10,911,340	100.00%	401 SIT	4,372,392,165	18,237,321	23,996,668
27 ZLATA MONETA II	8,232,861	8,232,861	100.00%	530 SIT	4,365,556,874	18,208,811	23,959,155
28 TOSAMA	295,670	295,670	100.00%	13,000 SIT	3,843,710,000	16,032,179	21,095,142
29 HOTELI PALACE	2,346,102	2,346,102	100.00%	1,598 SIT	3,749,070,996	15,637,438	20,575,742
30 GORENJSKI TISK	1,070,328	1,070,328	100.00%	3,500 SIT	3,746,073,077	15,624,933	20,559,289
31 SATURNUS EMBALAŽA	84,064	85,929	97.83%	44,500 SIT	3,740,848,000	15,603,139	20,530,612
32 MAKSIMA INVEST	7,451,949	7,451,949	100.00%	492 SIT	3,667,551,220	15,297,417	20,128,343
33 MIP	1,478,742	1,478,742	100.00%	2,450 SIT	3,622,917,900	15,111,251	19,883,386
34 SLOVENIJALES	273,604	273,604	100.00%	13,000 SIT	3,556,852,000	14,835,689	19,520,801
35 SWATY	288,940	288,940	100.00%	12,000 SIT	3,467,280,000	14,462,083	19,029,210
36 JATA EMONA	3,197,534	3,197,534	100.00%	1,080 SIT	3,454,104,128	14,407,126	18,956,898
37 FRUCTAL	2,504,151	2,505,613	99.94%	1,360 SIT	3,405,745,526	14,205,421	18,691,495
38 MITOL SEŽANA	770,509	770,509	100.00%	4,400 SIT	3,390,239,600	14,140,746	18,606,395
39 MARINA PORTOROŽ	313,932	313,932	100.00%	9,176 SIT	2,880,787,580	12,015,813	15,810,408
40 LIV POSTOJNA	161,600	161,600	100.00%	17,000 SIT	2,747,200,000	11,458,617	15,077,249
41 INTERTRADE ITS	1,260,000	1,260,000	100.00%	2,000 SIT	2,520,000,000	10,510,962	13,830,325
42 LIP BLEJ	1,942,454	1,942,454	100.00%	1,287 SIT	2,499,064,194	10,423,638	13,715,425
43 PLAMA - PUR	686,798	686,798	100.00%	3,300 SIT	2,266,433,400	9,453,332	12,438,695
44 COLOR	950,391	950,391	100.00%	2,378 SIT	2,260,029,798	9,426,622	12,403,550
45 INFOND HOLDING 1	3,777,004	3,777,004	100.00%	590 SIT	2,227,374,799	9,290,417	12,224,332
46 NAMA	953,752	953,752	100.00%	2,200 SIT	2,098,254,400	8,751,854	11,515,691
47 POM-INVEST	2,241,983	2,241,983	100.00%	869 SIT	1,948,171,128	8,125,854	10,692,000
48 MELAMIN	349,913	349,913	100.00%	5,500 SIT	1,924,521,500	8,027,211	10,562,205
49 MODRA LINIJA HOLDING	1,882,991	1,882,991	100.00%	929 SIT	1,749,844,706	7,298,631	9,603,540
50 VIZIJA HOLDING	2,277,503	2,277,503	100.00%	700 SIT	1,594,252,100	6,649,652	8,749,613
51 HRAM HOLDING	4,346,667	4,346,667	100.00%	360 SIT	1,564,800,120	6,526,807	8,587,974
52 GEA TOVARNA OLJA	1,254,960	1,254,960	100.00%	1,200 SIT	1,505,952,000	6,281,351	8,265,002
53 MEDVEŠEK PUŠNIK	80,000	80,000	100.00%	18,500 SIT	1,480,000,000	6,173,105	8,122,572
54 GOZDNO GOSPODARSTVO BLEJ	611,900	611,900	100.00%	2,400 SIT	1,468,560,000	6,125,388	8,059,787
55 AKTIVA AVANT	2,951,872	2,951,872	100.00%	450 SIT	1,328,342,400	5,540,538	7,290,241
56 KEMA PUCONCI	217,346	217,346	100.00%	5,900 SIT	1,282,341,400	5,348,667	7,037,777
57 VIZIJA HOLDING ENA	2,129,725	2,129,725	100.00%	600 SIT	1,277,835,000	5,329,871	7,013,045
58 CERTIUS INVEST	3,091,062	3,091,062	100.00%	400 SIT	1,236,424,800	5,157,148	6,785,776

Issue	Number of shares traded	Number of issued shares	Share of traded shares	Price as of 28 Feb 2005	Market capitalisation as of 28 Feb 2005 (in SIT)	Market capitalisation as of 28 Feb 2005 (in EUR)	Market capitalisation as of 28 Feb 2005 (in USD)
59 M1	2,681,638	2,681,638	100.00%	452 SIT	1,212,100,376	5,055,691	6,652,279
60 TERME DOBRNA	682,010	692,542	98.48%	1,750 SIT	1,193,517,500	4,978,181	6,550,292
61 MERCATA	2,891,874	2,891,874	100.00%	405 SIT	1,171,151,133	4,884,891	6,427,540
62 NIKO	35,875	35,875	100.00%	32,000 SIT	1,147,996,413	4,788,312	6,300,462
63 KOMPAS HOTELI	162,700	162,700	100.00%	7,000 SIT	1,138,900,000	4,750,371	6,250,539
64 GORIŠKE OPEKARNE	523,634	523,634	100.00%	2,000 SIT	1,047,268,000	4,368,172	5,747,642
65 POM-NALOŽBE	2,296,500	2,296,500	100.00%	385 SIT	884,887,380	3,690,880	4,856,460
66 VELANA	1,409,645	1,409,645	100.00%	610 SIT	860,024,415	3,587,176	4,720,007
67 TRDNJAVA HOLDING	2,593,123	2,593,123	100.00%	310 SIT	803,868,130	3,352,947	4,411,809
68 IMP KLIMAT	353,900	353,900	100.00%	2,201 SIT	778,933,900	3,248,946	4,274,964
69 JADRAN	165,302	165,302	100.00%	4,600 SIT	760,389,200	3,171,596	4,173,186
70 JAVOR PIVKA	1,194,700	1,194,700	100.00%	630 SIT	752,768,523	3,139,810	4,131,362
71 ALPETOUR POTOVALNA AGENCIJA	263,042	263,042	100.00%	2,750 SIT	723,365,500	3,017,170	3,969,992
72 FINIRA	2,179,206	2,179,206	100.00%	328 SIT	714,343,727	2,979,540	3,920,479
73 FOND INVEST	595,241	595,241	100.00%	1,184 SIT	704,521,295	2,938,570	3,866,571
74 INTERTRADE ITA	69,531	69,531	100.00%	9,702 SIT	674,589,762	2,813,725	3,702,300
75 KOŠAKI TMI	43,236	43,236	100.00%	15,000 SIT	648,540,000	2,705,071	3,559,333
76 INTARA	101,000	101,000	100.00%	6,000 SIT	606,000,000	2,527,636	3,325,864
77 IMP ČRPALKE LJUBLJANA	333,034	333,034	100.00%	1,800 SIT	599,461,200	2,500,363	3,289,977
78 INTEGRAL JESENICE	256,556	256,556	100.00%	2,280 SIT	584,947,680	2,439,827	3,210,324
79 KRONA HOLDING	1,287,121	1,287,121	100.00%	450 SIT	579,204,450	2,415,871	3,178,804
80 ŽITO INTES	2,518,194	2,518,194	100.00%	230 SIT	579,184,620	2,415,789	3,178,695
81 RTC KRVAVEC	1,155,734	1,155,734	100.00%	500 SIT	577,867,000	2,410,293	3,171,464
82 HIDROTEHNIK	384,472	384,472	100.00%	1,500 SIT	576,688,776	2,405,379	3,164,997
83 DANA	356,128	404,231	88.10%	1,500 SIT	534,156,387	2,227,975	2,931,570
84 LESNINA EMMI	684,037	714,827	95.69%	736 SIT	503,451,232	2,099,903	2,763,053
85 ŽELEZARNA RAVNE - MONTER DRAVOGRAD	336,225	336,225	100.00%	1,400 SIT	470,715,000	1,963,360	2,583,389
86 UNIT-AS LJUBLJANA	173,377	173,377	100.00%	2,700 SIT	468,117,900	1,952,528	2,569,136
87 GRADIS, GP LJUBLJANA	304,750	304,750	100.00%	1,530 SIT	466,267,500	1,944,810	2,558,981
88 ELMO	708,000	708,000	100.00%	650 SIT	460,200,000	1,919,502	2,525,681
89 AGROKOMBINAT MARIBOR	453,956	499,291	90.92%	977 SIT	443,455,998	1,849,662	2,433,786
90 TEKSTINA	1,503,057	1,503,057	100.00%	282 SIT	423,561,463	1,766,682	2,324,600
91 INLES	609,005	609,005	100.00%	670 SIT	408,033,350	1,701,914	2,239,379
92 UNITAS, LJUBLJANA	173,377	173,377	100.00%	2,250 SIT	390,098,250	1,627,106	2,140,947
93 KLASJE CELJE	820,343	820,343	100.00%	400 SIT	328,137,200	1,368,666	1,800,891
94 GEA COLLEGE	247,930	247,930	100.00%	1,214 SIT	300,987,020	1,255,422	1,651,884
95 TRDNJAVA I HOLDING	891,750	891,750	100.00%	321 SIT	286,251,750	1,193,961	1,571,014
96 MK TISKARNA	103,954	103,954	100.00%	2,600 SIT	270,280,400	1,127,344	1,483,359
97 SVILANIT KAMNIK	408,487	410,407	99.53%	605 SIT	247,134,635	1,030,803	1,356,330
98 CREINA	48,594	48,594	100.00%	4,660 SIT	226,448,040	944,519	1,242,798
99 D HOLDING	718,100	718,100	100.00%	280 SIT	201,068,000	838,658	1,103,506
100 LIZ INŽENIRING	123,846	123,846	100.00%	1,500 SIT	185,769,000	774,846	1,019,542
101 CAPITA	315,963	315,963	100.00%	550 SIT	173,779,650	724,838	953,742
102 ZDRAVILIŠČE ROGAŠKA	898,110	961,898	93.37%	173 SIT	155,444,879	648,363	853,116
103 CAP NALOŽBE	537,332	537,332	100.00%	280 SIT	150,495,947	627,721	825,955
104 METALKA TRGOVINA	1,152,048	1,152,048	100.00%	100 SIT	115,320,005	481,002	632,902
105 L EGOLES	206,901	206,901	100.00%	550 SIT	113,795,550	474,643	624,535
106 SIJAJ HRASTNIK	26,880	26,880	100.00%	2,000 SIT	53,760,000	224,234	295,047
107 JELEN GOSTINSKO PODJETJE	50,849	67,798	75.00%	800 SIT	40,679,200	169,674	223,257
108 EGOLES	51,399	51,399	100.00%	555 SIT	28,526,445	118,984	156,560
109 AVTOPREVOZNIŠTVO IN SERVISI	308,696	308,696	100.00%	82 SIT	25,313,072	105,581	138,924
110 SVILA	1,263,478	1,263,478	100.00%	4 SIT	4,422,173	18,445	24,270
111 UPIMO GROUP	215,000	215,000	100.00%	10 SIT	2,150,000	8,968	11,800
Preferred shares	-	-	-	-	1,799,332,377	7,505,045	9,875,139
1 KD HOLDING	266,413	266,413	100.00%	6,723 SIT	1,790,977,377	7,470,197	9,829,285
2 ZDRAVILIŠČE ROGAŠKA	27,850	30,000	92.83%	300 SIT	8,355,000	34,849	45,854
TOTAL SHARES					484,437,331,867	2,020,596,196	2,658,700,684

EXCHANGE RATES	1 USD=	182.2083 SIT as of 28 Feb 2005
	1 EUR=	239.7497 SIT as of 28 Feb 2005

D2) MARKET CAPITALISATION OF BONDS - OFFICIAL MARKET

Issue	Number of issued bonds	Price as of 28 Feb 2005	Principal amt. as of 28 Feb 2005	Currency of denomination	Market capitalisation as of 28 Feb 2005 (in SIT)	Market capitalisation as of 28 Feb 2005 (in EUR)	Market capitalisation as of 28 Feb 2005 (in USD)
1 REPUBLIKA SLOVENIJA 57 th issue	9,000,000	107.70	10,000.00	SIT	96,930,000,000	404,296,648	531,973,571
2 REPUBLIKA SLOVENIJA 56 th issue	5,000,000	104.70	10,000.00	SIT	52,350,000,000	218,352,724	287,308,536
3 REPUBLIKA SLOVENIJA 59 th issue	4,909,000	100.50	10,000.00	SIT	49,335,450,000	205,778,985	270,764,010
4 REPUBLIKA SLOVENIJA 51 st issue	4,447,050	103.01	10,000.00	SIT	45,809,062,050	191,070,362	251,410,403
5 REPUBLIKA SLOVENIJA 33 rd issue	248,716	148.20	511.29	EUR	45,183,232,632	188,460,017	247,975,710
6 REPUBLIKA SLOVENIJA 52 nd issue	4,000,000	107.00	10,000.00	SIT	42,800,000,000	178,519,514	234,895,995
7 REPUBLIKA SLOVENIJA 55 th issue	4,000,000	102.95	10,000.00	SIT	41,180,000,000	171,762,467	226,005,072
8 REPUBLIKA SLOVENIJA 54 th issue	3,000,000	108.01	10,000.00	SIT	32,403,000,000	135,153,454	177,834,928
9 REPUBLIKA SLOVENIJA 58 th issue	3,091,000	99.45	10,000.00	SIT	30,739,995,000	128,217,032	168,707,984
10 REPUBLIKA SLOVENIJA 38 th issue	1,000,000	115.80	100.00	EUR	27,763,015,260	115,800,000	152,369,652
11 REPUBLIKA SLOVENIJA 10 th issue	5,218,961	100.00	5,018.25	SIT	26,923,529,605	112,298,491	147,762,367
12 REPUBLIKA SLOVENIJA 53 rd issue	1,000,000	108.20	100.00	EUR	25,940,917,540	108,200,000	142,369,571
13 REPUBLIKA SLOVENIJA 39 th issue	30,000,000	99.63	800.00	SIT	23,911,200,000	99,734,014	131,230,026
14 REPUBLIKA SLOVENIJA 27 th issue	1,700,000	106.50	10,000.00	SIT	18,105,000,000	75,516,257	99,364,299
15 REPUBLIKA SLOVENIJA 37 th issue	1,700,000	104.19	10,000.00	SIT	17,712,300,000	73,878,299	97,209,073
16 REPUBLIKA SLOVENIJA 21 st issue	2,000,000	100.00	8,500.00	SIT	17,000,000,000	70,907,284	93,299,811
17 REPUBLIKA SLOVENIJA 43 rd issue	1,560,000	101.50	10,000.00	SIT	15,834,000,000	66,043,878	86,900,542
18 REPUBLIKA SLOVENIJA 40 th issue	1,500,000	103.24	10,000.00	SIT	15,486,000,000	64,592,364	84,990,640
19 REPUBLIKA SLOVENIJA 50 th issue	612,818	103.16	100.00	EUR	15,156,569,629	63,218,305	83,182,652
20 REPUBLIKA SLOVENIJA 29 th issue	550,000	107.00	100.00	EUR	14,109,269,845	58,850,000	77,434,836
21 REPUBLIKA SLOVENIJA 35 th issue	1,400,000	100.39	10,000.00	SIT	14,054,600,000	58,621,971	77,134,796
22 REPUBLIKA SLOVENIJA 18 th issue	500,000	108.10	100.00	EUR	12,958,471,285	54,050,000	71,118,996
23 REPUBLIKA SLOVENIJA 26 th issue	500,000	107.00	100.00	EUR	12,826,608,950	53,500,000	70,395,306
24 NLB 13 th issue	117,335	108.00	100,000.00	SIT	12,672,180,000	52,855,874	69,547,765
25 REPUBLIKA SLOVENIJA 42 nd issue	1,200,000	104.00	10,000.00	SIT	12,480,000,000	52,054,288	68,493,038
26 REPUBLIKA SLOVENIJA 41 st issue	1,200,000	103.90	10,000.00	SIT	12,468,000,000	52,004,236	68,427,179
27 REPUBLIKA SLOVENIJA 45 th issue	1,211,249	100.00	10,000.00	SIT	12,112,490,000	50,521,398	66,476,061
28 REPUBLIKA SLOVENIJA 36 th issue	1,200,000	100.80	10,000.00	SIT	12,096,000,000	50,452,618	66,385,560
29 NLB 10 th issue	108,243	105.50	100,000.00	SIT	11,419,636,500	47,631,494	62,673,525
30 NLB 9 th issue	108,474	103.00	100,000.00	SIT	11,172,822,000	46,602,027	61,318,952
31 REPUBLIKA SLOVENIJA 23 rd issue	400,000	110.40	100.00	EUR	10,587,346,752	44,160,000	58,105,733
32 BTC HIPOTEKARNE	400,000	105.90	100.00	EUR	10,155,797,292	42,360,000	55,737,292
33 REPUBLIKA SLOVENIJA 22 nd issue	800,000	104.50	10,000.00	SIT	8,360,000,000	34,869,700	45,881,554
34 REPUBLIKA SLOVENIJA 25 th issue	800,000	104.01	10,000.00	SIT	8,320,800,000	34,706,196	45,666,416
35 NLB 12 th issue	80,000	102.10	100,000.00	SIT	8,168,000,000	34,068,864	44,827,815
36 REPUBLIKA SLOVENIJA 49 th issue	78,392	104.10	380.00	EUR	7,434,711,886	31,010,307	40,803,366
37 NLB 11 th issue	26,326	103.20	1,000.00	EUR	6,513,623,421	27,168,432	35,748,226
38 REPUBLIKA SLOVENIJA 32 nd issue	238,655	110.50	100.00	EUR	6,322,529,844	26,371,377	34,699,461
39 NOVA KBM 5 th issue	60,000	105.20	100,000.00	SIT	6,312,000,000	26,327,457	34,641,671
40 NOVA KBM 6 th issue	50,000	101.65	100,000.00	SIT	5,082,500,000	21,199,192	27,893,899
41 ABANKA VIPA 7 th issue	173,000	103.70	100.00	EUR	4,301,133,593	17,940,100	23,605,585
42 SKB OBVEZNICE 4 th issue, A series	38,182	103.30	100,000.00	SIT	3,944,200,600	16,451,327	21,646,657
43 ABANKA 6 th issue	135,000	103.00	100.00	EUR	3,333,719,579	13,905,000	18,296,200
44 REPUBLIKA SLOVENIJA 44 th issue	296,493	110.55	10,000.00	SIT	3,277,730,115	13,671,467	17,988,918
45 NFD INVESTICIJSKO SVETOVANJE	16,000	101.50	135,740.00	SIT	3,276,093,012	13,664,639	17,979,933
46 REPUBLIKA SLOVENIJA 31 st issue	294,768	106.00	10,000.00	SIT	3,124,540,800	13,032,512	17,148,180
47 BANKA CELJE 8 th issue	125,000	101.80	100.00	EUR	3,050,814,933	12,725,000	16,743,556
48 NLB 3 rd issue	12,000	103.00	1,000.00	EUR	2,963,306,292	12,360,000	16,263,289
49 NOVA KBM 3 rd issue, A series	20,000	109.50	100,000.00	SIT	2,780,106,450	11,595,870	15,257,847
50 ABANKA 5 th issue	100,000	102.10	100.00	EUR	2,447,844,437	10,210,000	13,434,319
51 ABANKA 4 th issue	100,000	102.01	100.00	EUR	2,445,686,690	10,201,000	13,422,477
52 BANKA CELJE 5 th issue	100,000	101.80	100.00	EUR	2,440,651,946	10,180,000	13,394,845
53 BANKA CELJE 6 th issue, A series	100,000	100.40	100.00	EUR	2,407,086,988	10,040,000	13,210,633
54 BANKA CELJE 7 th issue	100,000	100.00	100.00	EUR	2,397,497,000	10,000,000	13,158,001
55 NOVA KBM 2 nd issue	18,000	102.50	500.00	EUR	2,211,690,983	9,225,000	12,138,256
56 NOVA KBM 3 rd issue, B series	18,000		500.00	EUR	2,157,747,300	9,000,000	11,842,201
57 DEŽELNA BANKA SLOVENIJE 3 rd issue	200,000	103.00	10,000.00	SIT	2,104,454,800	8,777,716	11,549,720
58 BTC 2 nd issue	340,000	108.01	21.92	EUR	1,929,929,770	8,049,769	10,591,887
59 ABANKA 3 rd issue	70,000	100.00	100.00	EUR	1,678,247,900	7,000,000	9,210,601
60 STANOVANJSKI SKLAD RS 2 nd issue	20,000	106.01	74,339.48	SIT	1,623,114,795	6,770,039	8,908,018
61 REPUBLIKA SLOVENIJA 48 th issue	60,000	105.10	100.00	EUR	1,511,861,608	6,306,000	8,297,435
62 HOTELI BERNARDIN	20,000	103.01	296.99	EUR	1,466,929,633	6,118,588	8,050,839
63 SKB OBVEZNICE 4 th issue, B series	11,818	97.30	500.00	EUR	1,378,430,591	5,749,457	7,565,136
64 BANKA CELJE 4 th issue	100,000	102.10	36.34	EUR	889,546,668	3,710,314	4,882,032
65 STANOVANJSKI SKLAD RS 1 st issue	70,965	104.31	25.86	EUR	458,940,881	1,914,250	2,518,770
66 BANKA VIPA 7 th issue	10,000	101.01	150.00	EUR	363,256,758	1,515,150	1,993,635
67 BANKA VIPA 6 th issue	10,000	101.01	125.00	EUR	302,713,965	1,262,625	1,661,362
68 BANKA VIPA 5 th issue	10,000	102.51	87.50	EUR	215,046,490	896,963	1,180,223
69 BANKA VIPA 4 th issue	8,000	103.75	79.90	EUR	158,994,809	663,170	872,599
70 BANKA VIPA 3 rd issue	10,000	103.60	47.94	EUR	119,073,702	496,658	653,503
71 BANKA VIPA 2 nd issue	8,000	104.00	15.98	EUR	31,875,586	132,954	174,940
TOTAL					916,982,928,166	3,824,751,097	5,032,607,890

EXCHANGE RATES	1 USD=	182.2083 SIT as of 28 Feb 2005
	1 EUR=	239.7497 SIT as of 28 Feb 2005

MARKET CAPITALISATION OF BONDS - FREE MARKET

Issue	Number of issued bonds	Price as of 28 Feb 2005	Principal amt. as of 28 Feb 2005	Currency of denomination	Market capitalisation as of 28 Feb 2005 (in SIT)	Market capitalisation as of 28 Feb 2005 (in EUR)	Market capitalisation as of 28 Feb 2005 (in USD)
1 SLOV. ODŠKODNINSKA DRUŽBA 2 nd issue	10,500,000	108.55	50.60	EUR	138,269,921,445	576,726,150	758,856,328
2 DARS 1 st issue	134,300	109.30	100,000.00	SIT	14,678,990,000	61,226,312	80,561,588
3 NLB 15 th issue	131,126	104.90	100,000.00	SIT	13,755,117,400	57,372,824	75,491,168
4 POSLOVNI SISTEM MERCATOR	365,400	104.24	100.00	EUR	9,131,897,289	38,089,296	50,117,900
5 ZAVAROVALNICA TRIGLAV 1 st issue	30,000	100.00	1,000.00	EUR	7,192,491,000	30,000,000	39,474,003
6 NLB 7 th issue	62,500	107.00	100,000.00	SIT	6,687,500,000	27,893,674	36,702,499
7 NLB 14 th issue	17,000	100.00	1,000.00	EUR	4,075,744,900	17,000,000	22,368,602
8 NLB 8 th issue	14,276	103.50	1,000.00	EUR	3,542,460,052	14,775,660	19,441,815
9 PROBANKA 7 th issue	120,000	101.70	100.00	EUR	2,925,905,339	12,204,000	16,058,024
10 POŠTNA BANKA SLOVENIJE 5 th issue	10,000	102.50	1,000.00	EUR	2,457,434,425	10,250,000	13,486,951
11 ABANKA VIPA 8 th issue	100,000	101.10	100.00	EUR	2,423,869,467	10,110,000	13,302,739
12 ABANKA VIPA 9 th issue	100,000		100.00	EUR	2,397,497,000	10,000,000	13,158,001
13 POTEZA NALOŽBE	100,000		100.00	EUR	2,397,497,000	10,000,000	13,158,001
14 BANKA KOPER 4 th issue	20,000	107.60	100,000.00	SIT	2,152,000,000	8,976,028	11,810,658
15 PROBANKA 5 th issue	78,500	100.00	100.00	EUR	1,882,035,145	7,850,000	10,329,031
16 POŠTNA BANKA SLOVENIJE 3 rd issue	17,955	100.00	100,000.00	SIT	1,810,636,065	7,552,193	9,937,177
17 STANOVANJSKI SKLAD 3 rd issue	20,000	115.00	77,294.30	SIT	1,788,778,623	7,461,025	9,817,218
18 POŠTNA BANKA SLOVENIJE 2 nd issue	15,000	112.50	100,000.00	SIT	1,700,411,063	7,092,443	9,332,237
19 DEŽELNA BANKA SLOVENIJE 4 th issue	67,530		100.00	EUR	1,619,029,724	6,753,000	8,885,598
20 PROBANKA 6 th issue	65,000	102.25	100.00	EUR	1,593,436,444	6,646,250	8,745,136
21 AUTOCOMMERCE 1 st issue	22,300	106.20	228.81	EUR	1,299,159,440	5,418,816	7,130,078
22 BANKA ZASAVJE 3 rd issue	5,000	100.00	1,000.00	EUR	1,198,748,500	5,000,000	6,579,001
23 KD INVESTMENTS 1 st issue	80,000	106.50	51.13	EUR	1,044,415,864	4,356,276	5,731,988
24 SIP STROJNA INDUSTRIJA 1 st issue, A series	32,500		102.26	EUR	796,796,140	3,323,450	4,372,996
25 PROBANKA 4 th issue	50,000	100.00	63.19	EUR	757,489,177	3,159,500	4,157,270
26 SIP STROJNA INDUSTRIJA 1 st issue, B series	17,250		102.26	EUR	422,914,875	1,763,985	2,321,052
TOTAL					228,002,176,376	951,000,883	1,251,327,060

EXCHANGE RATES	1 USD=	182.2083	SIT as of 28 Feb 2005
	1 EUR=	239.7497	SIT as of 28 Feb 2005

D3) MARKET CAPITALISATION OF INVESTMENT FUNDS

	Closed-end funds	Number of shares traded	Price as of 28 Feb 2005	Market capitalisation as of 28 Feb 2005 (in SIT)	Market capitalisation as of 28 Feb 2005 (in EUR)	Market capitalisation as of 28 Feb 2005 (in USD)
1	TRIGLAV STEBER I, DELNIŠKA ID	14,746,743	3,875 SIT	57,140,827,244	238,335,344	313,601,670
2	NFD 1 DELNIŠKI INVESTICIJSKI SKLAD	160,580,300	348 SIT	55,849,828,340	232,950,566	306,516,379
3	INFOND ID	8,132,314	2,780 SIT	22,606,694,396	94,292,900	124,070,607
4	MAKSIMA, delniška ID	7,811,823	2,749 SIT	21,472,201,644	89,560,911	117,844,257
5	KD ID	92,046,145	231 SIT	21,271,864,110	88,725,300	116,744,759
6	ZLATA MONETA I, ID	136,595,600	150 SIT	20,494,803,824	85,484,169	112,480,078
7	KRONA SENIOR	73,170,428	165 SIT	12,050,437,787	50,262,577	66,135,504
8	MODRA LINIJA	34,156,833	263 SIT	8,996,909,812	37,526,261	49,377,058
9	ZVON ENA ID	2,277,577	3,264 SIT	7,433,191,400	31,003,965	40,795,021
10	VIPA INVEST	3,079,247	2,238 SIT	6,890,246,257	28,739,332	37,815,216
11	INFOND ID 1	4,956,471	1,240 SIT	6,146,370,993	25,636,616	33,732,662
	TOTAL			240,353,375,807	1,002,517,942	1,319,113,212

EXCHANGE RATES	1 USD=	182.2083	SIT as of 28 Feb 2005
	1 EUR=	239.7497	SIT as of 28 Feb 2005

E) OTHER

E1) INDICATORS AS OF 31 FEBRUARY 2005

ISSUE	Price as of 28 Feb 2005	Total net profit (loss) in 000 SIT in year 2003	Earning per share as of 31 Dec 2003	P / E ⁽¹⁾	Dividend for year 2003	Dividend yield	Book value as of 31 Dec 2003	Market book ratio	Turnover ratio ⁽²⁾
Aerodrom ⁽⁵⁾	12,210 SIT	1,827,042	481.24 SIT	25.37	220 SIT	1.80%	4,648.47 SIT	2.63	0.13
Comet	2,621 SIT	494,717	294.93 SIT	8.89	75 SIT	2.86%	3,482.35 SIT	0.75	0.01
Delo	29,400 SIT	933,708	1,400.45 SIT	20.99	900 SIT	3.06%	8,816.80 SIT	3.33	0.11
Delo Prodaja	6,610 SIT	319,628	550.18 SIT	12.01	300 SIT	4.54%	5,700.45 SIT	1.16	0.08
Droga	84,000 SIT	1,044,910	3,702.79 SIT	22.69	2,000 SIT	2.38%	57,591.91 SIT	1.46	0.19
Emona obala ⁽³⁾	993 SIT	(3,533,289)	(2,196.31 SIT)	⁽⁴⁾	0	0.00%	4,442.05 SIT	0.22	0.06
Etol	60,000 SIT	725,068	3,188.46 SIT	18.82	1,220 SIT	2.03%	41,190.87 SIT	1.46	0.04
Gorenje	#N/A	4,672,594	392.89 SIT	#N/A	100 SIT	#N/A	4,852.63 SIT	#N/A	#N/A
Geodetski zavod Slovenije	6,296 SIT	48,613	128.42 SIT	49.03	70 SIT	1.11%	3,532.26 SIT	1.78	0.17
Intereuropa	2,301 SIT	2,941,018	372.17 SIT	6.18	240 SIT	10.43%	4,432.78 SIT	0.52	0.04
Istrabenz	7,403 SIT	2,911,231	562.19 SIT	13.17	110 SIT	1.49%	6,189.14 SIT	1.20	0.22
Kolinska	10,158 SIT	1,172,316	370.65 SIT	27.41	130 SIT	1.28%	5,284.69 SIT	1.92	0.07
Krka	5,807 SIT	10,522,385	3,113.99 SIT	1.86	1,200 SIT	20.66%	26,323.43 SIT	0.22	0.20
Luka Koper ^{(5) (7)}	84,539 SIT	4,394,450	313.89 SIT	269.33	245 SIT	0.29%	4,328.37 SIT	19.53	0.16
Mlinotest	8,145 SIT	477,992	200.07 SIT	40.71	48 SIT	0.59%	2,312.35 SIT	3.52	0.1389
Mercator	1,950 SIT	5,980,296	1,864.43 SIT	1.05	500 SIT	25.64%	26,113.33 SIT	0.07	0.23
Merkur	41,287 SIT	2,315,161	2,213.50 SIT	18.65	700 SIT	1.70%	30,392.10 SIT	1.36	0.18
Kompas MTS	39,900 SIT	581,790 SIT	195.69 SIT	203.89	110 SIT	0.28%	3,982.53 SIT	10.02	0.19
Nika ⁽⁷⁾	1,351 SIT	90,717	485.91 SIT	2.78	0	0.00%	4,428.28 SIT	0.31	0.35
Petrol	3,851 SIT	6,002,512	2,916.46 SIT	1.32	700 SIT	18.18%	34,837.31 SIT	0.11	0.01
Pivovarna Laško	69,090 SIT	2,045,336	234.26 SIT	294.93	105 SIT	0.15%	5,023.49 SIT	13.75	0.12
Pivovarna Union	7,657 SIT	1,092,810	2,422.46 SIT	3.16	0	0.00%	47,656.88 SIT	0.16	0.09
Radenska	61,501 SIT	608,038	121.82 SIT	504.85	70 SIT	0.11%	4,082.58 SIT	15.06	0.51
Salus	2,011 SIT	1,639,817	12,421.35 SIT	0.16	4,000 SIT	198.88%	60,910.19 SIT	0.03	0.02
Sava	130,323 SIT	1,614,263	939.81 SIT	138.67	560 SIT	0.43%	30,518.99 SIT	4.27	0.11
Terme Čatež	45,673 SIT	591,453	1,056.01 SIT	43.25	1,000 SIT	2.19%	28,474.27 SIT	1.60	0.15
Tehnounion	40,584 SIT	(672,591)	(8,943.67 SIT)	⁽⁴⁾	0	0.00%	46,456.69 SIT	0.87	0.06
Žito	16,825 SIT	(56,598)	(163.55 SIT)	⁽⁴⁾	920 SIT	5.47%	40,469.39 SIT	0.42	0.12
MARKET AVERAGE ⁽⁶⁾				24.90		1.64%		1.66	

Calculated on the basis of last audit consolidated financial statements. Average number of shares traded in in last 2 years has been used for the calculations.

(1) P / E = PRICE / EARNING PER SHARE

(2) Yearly turnover / average capitalisation on 29 Feb 2004, 31 Aug 2004 and 28 Feb 2005.

(3) Shares of daughter company are excluded.

(4) Not applicable.

(5) Calculation of P/E for Aerodrom and Luka Koper includes common and preferred shares.

(6) Average P/E = total market capitalisation of common shares listed on official market (28 Feb 2005) / total net profit of companies listed on official market (in year 2003 or 2004), adjusted with share of listed securities.

Average div. yield = total dividends, payed by the companies listed on official market in year 2004, adjusted with share of listed securities / total market capitalisation of common shares on official market (28 Feb 2005).

Average price / book value = total market capitalisation of common shares listed on official market (28 Feb 2005) / total equity of companies listed on official market (31 Dec 2003 or 31 Dec 2004), adjusted with share of listed securities.

(7) Calculated on the basis of audit financial statements for year 2004.

E2) OWNERSHIP AND NET INFLOW OF FOREIGN INVESTMENTS

CHANGES IN FOREIGN OWNERSHIP IN CURRENT YEAR				
ISSUE	Balance as of 28 Feb 2005 (in %)	Balance as of 29 Feb 2004 (in %)	% points change 28 Feb 2005/ 29 Feb 2004	Market capitalisation as of 28 Feb 2005 (in SITm)
KOMPAS MTS	4.87	0.13	4.75	4,017
PIVOVARNA LAŠKO	4.37	2.16	2.21	66,984
KRKA	3.18	2.69	0.49	299,487
SALUS	11.87	12.42	-0.54	17,591
KOLINSKA	0.05	1.47	-1.42	18,391
MERKUR	0.54	14.74	-14.20	48,462
ISTRABENZ	6.40	25.52	-19.12	52,621
PIVOVARNA UNION	0.86	42.28	-41.42	27,744

NET INFLOW OF FOREIGN PORTFOLIO INVESTMENTS BY MONTH IN SITm

	Exchange market	Off-exchange market	Total	Turnover of foreign investors on the exchange	Foreign ownership (capitalisation of shares)	Share in turnover of foreign investors
Year 2004						
January	281.22	533.84	815.06	1,030.32	5.91%	3.13%
February	418.95	-8,609.01	-8,190.06	775.23	5.32%	2.75%
March	419.78	1,507.91	1,927.69	2,037.46	5.32%	5.63%
April	242.31	-2,184.54	-1,942.23	2,110.99	4.63%	5.18%
May	-431.36	3,602.85	3,171.49	1,204.07	4.74%	3.11%
June	-506.95	3,605.46	3,098.51	1,619.45	4.66%	6.10%
July	-552.04	526.37	-25.67	1,421.14	4.42%	6.13%
August	-260.60	-6.47	-267.07	1,233.34	4.37%	4.76%
September	127.39	1,470.87	1,598.26	1,508.10	4.30%	4.52%
October	-590.79	17,526.67	16,935.88	1,793.58	3.80%	6.82%
November	218.93	6,540.49	6,759.42	1,735.66	4.02%	5.24%
December	244.0	8,670.3	8,914.3	2,336.1	4.47%	4.55%
Year 2005						
January	638.6	2,917.8	3,556.5	1,632.9	4.48%	5.50%
February	1,944.8	-2,426.2	-481.4	2,586.4	3.98%	9.45%
Total in year 2005	2,583.4	491.6	3,075.1	4,219.3	4.48%	9.20%
Total in year 2004	-389.19	33,184.73	32,795.54	18,805.40	4.47%	4.74%
Total in year 2003	521.20	52,206.99	52,728.19	11,916.37	5.91%	3.50%
Total in year 2002	-11,895.17	337,085.31	325,190.16	39,402.86	19.68%	8.19%
Total in year 2001	4,499.69	63,500.44	68,000.03	10,555.78	10.51%	3.03%
Total in year 2000	208.11	8,540.41	8,748.52	4,295.57	7.77%	1.59%
Total in year 1999	-2,269.19	674.01	-1,595.09	3,163.40	7.98%	1.19%
Total in year 1998	2,761.20	-2,104.00	657.30	14,333.90	8.86%	8.27%
Total in year 1997	8,440.86	9,965.96	18,406.81	24,090.40	n.a.	22.24%
Total in year 1996	7,439.48	3,381.38	10,820.86	9,718.80	n.a.	11.17%

E3) RECORD VALUES

RECORD DAILY TURNOVER IN YEAR 2005

14 February 2005

	Turnover (in SIT)	Number of bargains	Volume in pieces
Order book trades	539,115,794	1,072	261,188
Cross trades	69,638,132	191	43,244
Block trades	17,687,181,300	4	257,500
Total	18,295,935,226	1,267	561,932

MAX AND MIN VALUE OF TURNOVER AND INDICES

	In year 2005		In years 1989-2004	
Monthly turnover (in SITm)	45,215.49	February 2005	62,044	December 2002
Daily turnover (in SITm)	18,296	14 Feb 2005	11,474	16 Jul 2002
Number of bargains per day	1,616	17 Feb 2005	6,411	27 Dec 2002
Value of block trade (in SITm)	16,962.40	14 Feb 2005	8,128	23 Nov 2001
Max value of SBI 20 index	5,131.61	1 Feb 2005	4,935.29	15 Nov 2004
Min value of SBI 20 index	4,908.79	3 Jan 2005	891.93	10 Sep 1996
Max value of SBI 20NT index	4,691.33	31 Jan 2005	4,543.43	15 Nov 2004
Min value of SBI 20NT index	4,506.46	3 Jan 2005	1,437.30	30 Jun 1998
Max value of IPT index	4,385.41	1 Feb 2005	4,193.25	15 Nov 2004
Min value of IPT index	4,150.15	3 Jan 2005	1,318.83	1 July 1998
Max value of PIX index	4,752.47	31 Jan 2005	4,606.40	26 Nov 2004
Min value of PIX index	4,508.47	3 Jan 2005	965.15	29 Apr 1999
Max value of BIO index	122.31	22 Feb 2005	122.27	27 Dec 2004
Min value of BIO index	120.63	20 Jan 2005	100.46	5 July 1995
Max value of FOOD AND BEVERAGES index	3,466.85	3 Feb 2005	3,655.69	26 Jan 2004
Min value of FOOD AND BEVERAGES index	3,318.55	3 Jan 2005	1,499.15	3 May 2001
Max value of CHEMICALS index	5,071.18	31 Jan 2005	4,779.05	19 Nov 2004
Min value of CHEMICALS index	4,701.18	3 Jan 2005	1,476.44	1 July 1998
Max value of TRANSPORT index	5,319.54	12 Jan 2005	5,092.44	27 Dec 2004
Min value of TRANSPORT index	5,039.41	3 Jan 2005	1,132.46	1 July 1998
Max value of TRADE index	3,771.29	1 Feb 2005	3,640.33	15 Nov 2004
Min value of TRADE index	3,549.83	3 Jan 2005	1,172.80	1 July 1998
Other				
Market capitalisation in SITm	3,116,721	28 Feb 2005	3,049,777	31 Dec 2004
Share in turnover of foreign investors	4.48%	31 Jan 2005	19.68%	31 Dec 2002

E4) NEW LISTED AND DELISTED SECURITIES AND CHANGES IN YEAR 2005

NEW LISTED SECURITIES

OFFICIAL MARKET

BONDS

Issuer	Trading code	Nomin. value of issue	Issue	Listing date	First trading day
Republika Slovenija	RS58	16,910,000,000 SIT	58 th issue	24 Jan 2005	2 Feb 2005
Republika Slovenija	RS59	23,090,000,000 SIT	59 th issue	24 Jan 2005	2 Feb 2005

FREE MARKET

SHARES

Issuer	Trading code	Type of share	Listing date	First trading day
CAP NALOŽBE, LJUBLJANA	CPNR	common	3 Jan 2005	12 Jan 2005
D HOLDING, DOMŽALE	DHLR	common	3 Jan 2005	12 Jan 2005

BONDS

Issuer	Trading code	Nominal value of issue	Issue	Listing date	First trading day
Poslovni sistem Mercator	MEO1	36,540,000 EUR	1 st issue	31 Jan 2005	10 Feb 2005

DELISTED SECURITIES

OFFICIAL MARKET

BONDS

Issuer	Trading code	Issue	Delisting date
Republika Slovenija	RS34	34 th issue	21 Feb 2005

FREE MARKET

SHARES

Issuer	Trading code	Type of share	Delisting date
NK2 NALOŽBE, LJUBLJANA	NK2R	common	4 Jan 2005
OLJARICA, KRANJ	MOKG	common	21 Feb 2005

EXTENDED LISTING OF SECURITIES

OFFICIAL MARKET

BONDS

Issuer	Trading code	Issue	Number of bonds before extension	Number of bonds after extension	Extension date
Republika Slovenija	RS58	58 th issue	1,691,000	3,091,000	23 Feb 2005
Republika Slovenija	RS59	59 th issue	2,309,000	4,909,000	23 Feb 2005

FREE MARKET

SHARES

Issuer	Trading code	Type of share	Number of shares before extension	Number of shares after extension	Extension date
TOVARNA OLJA GEA	GSBG	common	846,600	1,254,960	21 Feb 2005
NFD HOLDING	NF2R	common	30,184,540	31,859,997	21 Feb 2005

EXPIRED BONDS IN YEAR 2005

Issuer	Trading code	Issue	Market	Last trading day
Republika Slovenija	RS28	28 th issue	official market	10 Jan 2005
Banka Celje	BCE6B	6 th issue B series	official market	9 Feb 2005
Republika Slovenija	RS17	17 th issue	official market	17 Feb 2005
Banka Celje	BCE3	3 rd issue	official market	23 Feb 2005
Nova Ljubljanska banka	NLB3	2 nd issue A series	official market	24 Feb 2005
Nova Ljubljanska banka	NLB4	2 nd issue B series	official market	24 Feb 2005

F) LIST OF SECURITIES - FEBRUARY 2005

F1) OFFICIAL MARKET (1)

CORPORATE BONDS

	Issuer	Trading code	First trading day	Nominal value of issue traded	Coupon interest rate	Maturity	Sector
1	ABANKA VIPA	AB03	14 June 1999	7 EURm	5% p.a.	1998-2005	banking
2	ABANKA VIPA	AB04	27 Dec 2000	10 EURm	6.25% p.a.	2000-2007	banking
3	ABANKA VIPA	AB05	26 Sept 2001	10 EURm	6% p.a.	2001-2006	banking
4	ABANKA VIPA	AB06	25 Nov 2002	13.5 EURm	5.9% p.a.	2002-2009	banking
5	ABANKA VIPA	AB07	30 Oct 2003	17.3 EURm	5.3% p.a.	2003-2010	banking
6	BANKA CELJE	BCE4	9 Feb 2001	10 EURm	6% p.a.	2000-2006	banking
7	BANKA CELJE	BCE5	19 Dec 2001	10 EURm	6% p.a.	2001-2007	banking
8	BANKA CELJE	BCE6A	30 Sept 2002	10 EURm	5.6% p.a.	2002-2008	banking
9	BANKA CELJE	BCE7	17 Nov 2003	10 EURm	5.15% p.a.	2003-2010	banking
10	BANKA CELJE	BCE8	26 Oct 2004	12.5 EURm	4.9% p.a.	2004-2011	banking
11	ABANKA VIPA	VP02E	25 Oct 1995	2,045,167.52 EUR	10% p.a.	1995-2005	banking
12	ABANKA VIPA	VIP3E	13 Nov 1996	2,556,459.41 EUR	7.5% p.a.	1996-2006	banking
13	ABANKA VIPA	VIP4E	3 Dec 1997	2,045,167.52 EUR	7% p.a.	1997-2007	banking
14	ABANKA VIPA	VIP5	24 Dec 1998	2 EURm	6% p.a.	1998-2008	banking
15	ABANKA VIPA	VIP6	6 Mar 2000	2 EURm	5.5% p.a.	1999-2009	banking
16	ABANKA VIPA	VIP7	19 July 2001	2 EURm	6.2% p.a.	2001-2010	banking
17	BLAGOVNO TRGOVINSKI CENTER	BTC1E	24 Feb 1997	17,383,924.96 EUR	10.5% p.a.	1996-2008	retail, wholesale and real estate trade
18	BLAGOVNO TRGOVINSKI CENTER	BTC2	6 Jun 2003	40 EURm	7% p.a.	2001-2011	retail, wholesale and real estate trade
19	HOTELI BERNARDIN	HTB1E	28 June 1999	10,225,837.62 EUR	8.5% p.a.	1999-2009	hotel and restaurant activities
20	NFD	NI01	21 Dec 1999	2,171.84 SITm	5.5% p.a. + TOM	1999-2006	investment consulting
21	NOVA KBM	KBM2	14 Nov 2000	9 EURm	5.9% p.a.	2000-2006	banking
22	NOVA KBM	KBM3	14 Nov 2001	2,000 SITm	5.8% p.a. + TOM	2001-2006	banking
23	NOVA KBM	KBM4	14 Nov 2001	9 EURm	6% p.a.	2001-2006	banking
24	NOVA KBM	KBM5	26 Oct 2004	6,000 SITm	5.3% p.a.	2004-2009	banking
25	NOVA KBM	KBM6	26 Oct 2004	5,000 SITm	4.5% p.a.	2004-2007	banking
26	NOVA LJUBLJANSKA BANKA	NLB5	27 Sept 2001	12 EURm	5.8% p.a.	2000-2005	banking
27	NOVA LJUBLJANSKA BANKA	NLB9	18 Jun 2003	10,847.4 SITm	8.5% p.a.	2002-2006	banking
28	NOVA LJUBLJANSKA BANKA	NLB10	18 Jun 2003	10,824.3 SITm	3% p.a. + TOM	2002-2007	banking
29	NOVA LJUBLJANSKA BANKA	NLB11	18 Jun 2003	26,326 EURm	5.1% p.a.	2002-2009	banking
30	NOVA LJUBLJANSKA BANKA	NLB12	14 Nov 2003	8,000 SITm	2.65% + TOM	2003-2008	banking
31	NOVA LJUBLJANSKA BANKA	NLB13	14 Nov 2003	11,733.5 SITm	7.0%	2003-2013	banking
32	SKB BANKA	SKB4A	30 Dec 1999	3,818.2 SITm	5.25% p.a. + TOM	1999-2005	banking
33	SKB BANKA	SKB4B	30 Dec 1999	5,909 EURm	5.25% p.a.	1999-2006	banking
34	DEZELNA BANKA SLOVENIJE	SZB3	15 Mar 2000	2,000 SITm	5.3% p.a. + TOM	1999-2005	banking
35	STANOVANJSKI SKLAD RS	SSR1E	4 July 1996	4,083,023.58 EUR	6% p.a.	1995-2010	national mortgage agency
36	STANOVANJSKI SKLAD RS	SSR2	30 June 1998	2,000 SITm	7.2% p.a. + TOM	1998-2008	national mortgage agency

MUNICIPAL and GOVERNMENT BONDS

	Issuer	Trading code	First trading day	Nominal value of issue traded	Coupon interest rate	Maturity	Sector
1	REPUBLIC OF SLOVENIA	RS10	14 June 1999	52,189.61 SITm	4.5% p.a. + TOM	1997-2007	government bond
2	REPUBLIC OF SLOVENIA	RS18	15 May 2000	50 EURm	6% p.a.	2000-2010	government bond
3	REPUBLIC OF SLOVENIA	RS21	18 Nov 2002	20,000 SITm	1% p.a. + TOM	2001-2015	government bond
4	REPUBLIC OF SLOVENIA	RS22	22 Feb 2001	8,000 SITm	4.7% p.a. + TOM	2001-2006	government bond
5	REPUBLIC OF SLOVENIA	RS23	20 Feb 2001	40 EURm	6% p.a.	2001-2011	government bond
6	REPUBLIC OF SLOVENIA	RS25	3 May 2001	8,000 SITm	4.7% p.a. + TOM	2001-2006	government bond
7	REPUBLIC OF SLOVENIA	RS26	14 June 2001	50 EURm	5.375% p.a.	2001-2011	government bond
8	REPUBLIC OF SLOVENIA	RS27	20 Dec 2001	17,000 SITm	4.7% p.a. + TOM	2001-2006	government bond
9	REPUBLIC OF SLOVENIA	RS29	25 Jan 2002	55 EURm	5.375% p.a.	2002-2012	government bond
10	REPUBLIC OF SLOVENIA	RS31	25 Jan 2002	2,974.68 SITm	4.7% p.a. + TOM	2002-2007	government bond
11	REPUBLIC OF SLOVENIA	RS32	25 Jan 2002	23,8655 EURm	5.375% p.a.	2002-2012	government bond
12	REPUBLIC OF SLOVENIA	RS33	9 Apr 2002	127,166 EURm	8% p.a.	2002-2022	government bond
13	REPUBLIC OF SLOVENIA	RS35	26 Mar 2002	14,000 SITm	9% p.a.	2002-2007	government bond
14	REPUBLIC OF SLOVENIA	RS36	26 Mar 2002	12,000 SITm	7.5% p.a.	2002-2005	government bond
15	REPUBLIC OF SLOVENIA	RS37	30 Apr 2002	17,000 SITm	4% p.a. + TOM	2002-2007	government bond
16	REPUBLIC OF SLOVENIA	RS38	30 Apr 2002	100 EURm	5.63% p.a.	2002-2017	government bond
17	REPUBLIC OF SLOVENIA	RS39	18 Nov 2002	30,000 SITm	1% p.a. + TOM	2002-2008	government bond
18	REPUBLIC OF SLOVENIA	RS40	7 June 2002	15,000 SITm	3.9% p.a. + TOM	2002-2007	government bond
19	REPUBLIC OF SLOVENIA	RS41	26 June 2002	12,000 SIT m	3.9% p.a. + TOM	2002-2007	government bond
20	REPUBLIC OF SLOVENIA	RS42	24 Jul 2002	12,000 SIT m	9% p.a.	2002-2005	government bond
21	REPUBLIC OF SLOVENIA	RS43	22 Oct 2002	15,600 SITm	3% p.a. + TOM	2002-2006	government bond
22	REPUBLIC OF SLOVENIA	RS44	29 Nov 2002	2,964.93 SITm	6.65% p.a.	2002-2012	government bond
23	REPUBLIC OF SLOVENIA	RS45	3 Dec 2002	12,112.49 SITm	8.2% p.a.	2002-2005	government bond
24	REPUBLIC OF SLOVENIA	RS48	10 Dec 2002	60 EURm	4.75% p.a.	2002-2012	government bond
25	REPUBLIC OF SLOVENIA	RS49	22 Jan 2003	29,78896 EUR m	4.75% p.a.	2003-2022	government bond
26	REPUBLIC OF SLOVENIA	RS50	11 Mar 2003	61,281,800 EUR	4.50% p.a.	2003-2013	government bond
27	REPUBLIC OF SLOVENIA	RS51	11 Mar 2003	44,470.5 SITm	7.75% p.a.	2003-2006	government bond
28	REPUBLIC OF SLOVENIA	RS52	17 Apr 2003	40,000 SITm	6.25% p.a.	2003-2008	government bond
29	REPUBLIC OF SLOVENIA	RS53	17 Apr 2003	100 EURm	4.875% p.a.	2003-2018	government bond
30	REPUBLIC OF SLOVENIA	RS54	29 Oct 2003	30,000 SITm	5.75% p.a.	2003-2013	government bond
31	REPUBLIC OF SLOVENIA	RS55	24 Feb 2004	40,000 SITm	5% p.a.	2004-2007	government bond
32	REPUBLIC OF SLOVENIA	RS56	24 Feb 2004	50,000 SITm	4.875% p.a.	2004-2009	government bond
33	REPUBLIC OF SLOVENIA	RS57	29 Mar 2004	90,000 SITm	4.875% p.a.	2004-2014	government bond
34	REPUBLIC OF SLOVENIA	RS58	2 Feb 2005	30,910 SITm	3.25% p.a.	2005-2008	government bond
35	REPUBLIC OF SLOVENIA	RS59	2 Feb 2005	49,090 SITm	4% p.a.	2005-2016	government bond

TOM (abbreviation for: "temeljna obrestna mera" - base interest rate) - indexation factor, calculated as twelve month average of monthly consumer price index

F1) OFFICIAL MARKET (2)

COMMON SHARES

	Issuer	Trading code	First trading day	Nominal value of issue listed	Number of shares traded	Isin code	Sector
1	AERODROM LJUBLJANA	AELG	8 Oct 1997	1,936.229 SITm	1,936,229	SI 003110327 6	airport services
2	COMET ZREČE	CHZG	2 Nov 1998	1,700.688 SITm	1,700,688	SI 003110440 7	grinding wheels and other non-metals production
3	DELO LJUBLJANA	DELR	13 Jan 1999	667.464 SITm	667,464	SI 003110445 6	publishing
4	DELO PRODAJA	DPRG	12 Feb 2001	593.549 SITm	593,549	SI 003110707 9	trade
5	DROGA PORTOROŽ	DRPG	12 June 1998	2,827.68 SITm	282,768	SI 003110025 6	food processing industry
6	EMONA OBALA	EOKG	7 Jan 1998	1,741.456 SITm	1,741,456	SI 003110268 2	commerce
7	ETOL CELJE	ETOG	21 Feb 1997	2,546.19 SITm	254,619	SI 003110133 8	essential oils and fragrances production
8	GEODETSKI ZAVOD SLOVENIJE	GZRG	8 Jan 2001	379.820 SITm	379,820	SI 003111033 9	surveying and cartography
9	GORENJE VELENJE	GRVG	10 Nov 2000 (2 June 1998 free market)	12,200 SITm	12,200,000	SI 003110407 6	household appliances
10	INTEREUROPA KOPER	IEKG	12 Jan 1998	7,902.413 SITm	7,902,413	SI 003110009 0	retail trade
11	ISTRABENZ KOPER	ITBG	16 June 1997	5,180 SITm	5,180,000	SI 003110207 0	holding companies management
12	KOMPAS MTS	MTSG	8 Dec 2000	2,973.005 SITm	2,973,005	SI 003110370 6	catering service, border-crossing and tourist services
13	KOLINSKA LJUBLJANA	KOLR	8 Jan 1996	3,166.992 SITm	3,166,992	SI 003110005 8	food processing industry
14	KRKA TOVARNA ZDRAVIL NOVO MESTO	KRKG	4 Nov 1997	14,170.448 SITm	3,542,612	SI 003110212 0	pharmaceutical & chemical industry
15	LUKA KOPER	LKPG	20 Nov 1996	7,140 SITm	7,140,000	SI 003110134 6	transport
16	MERCATOR LJUBLJANA	MELR	22 Dec 1997	32,085.04 SITm	3,208,504	SI 003110008 2	commerce industry, agriculture
17	MERKUR NAKLO	MER	30 Nov 1998	12,145.85 SITm	1,214,585	SI 003110463 9	wholesale and retail trade
18	MLINOTEST AJDOVŠČINA	MAJG	3 Apr 2000	2,389.177 SITm	2,389,177	SI 003110820 0	food processing industry
19	NIKA BREŽICE	NIKA	23 June 1992	479.688 SITm	479,688	SI 003110079 3	financial consultancy and services
20	PETROL LJUBLJANA	PETG	5 May 1997	12,517.806 SITm	2,086,301	SI 003110215 3	crude-oil and gas trade
21	PIVOVARNA LAŠKO	PILR	1 Feb 2000	8,747.652 SITm	8,747,652	SI 003110741 8	brewery
22	PIVOVARNA UNION	PULG	6 Mar 2000	4,511.14 SITm	451,114	SI 003110907 5	brewery and soft drinks
23	RADENSKA RADENCI	RARG	3 Apr 1997	5,061.856 SITm	5,061,856	SI 003110230 2	health resort
24	SALUS LJUBLJANA	SALR	16 Jan 1992	134.98 SITm	134,980	SI 003110568 5	full-line pharmaceutical
25	SAVA KRANJ	SAVA	6 Jan 2000	20,069.87 SITm	2,006,987	SI 003110845 7	wholesale chemicals
26	TEHNOUNION LJUBLJANA	TEHG	26 Nov 1998	840.05 SITm	84,005	SI 003110002 5	sales agent and marketing of motor vehicles
27	TERME ČATEŽ	TCRG	26 Aug 1993	3,587.496 SITm	597,916	SI 003110063 7	health resort
28	ŽITO LJUBLJANA	ZTOG	20 Mar 2000	3,487.65 SITm	348,765	SI 003110844 0	flour, bread, pasta and sweets production

PREFERRED SHARES

	Issuer	Trading code	First trading day	Nominal value of issue listed	Number of shares traded	Isin code	Sector
1	PROBANKA MARIBOR	PRBP	30 Mar 1993	400 SITm	400,000	SI 002120040 5	banking

TRADED SECURITIES - FEBRUARY 2005

F2) FREE MARKET (1)

CORPORATE BONDS

	Issuer	Trading code	First trading day	Nominal value of issue traded	Interest rate	Maturity	Sector
1	ABANKA VIPA	AB08	22 Sep 2004	10 EURm	4.9% p.a.	2003-2011	banking
2	ABANKA VIPA	AB09	22 Sep 2004	10 EURm	4.7% p.a.	2003-2011	banking
3	AUTOCOMMERCE	ACL1E	15 Dec 1997	11,401,808.95 EUR	8% p.a.	1997-2006	foreign and domestic trade, service and production
4	BANKA KOPER	BKP4	21 Dec 2000	2,000 SITm	6% p.a. + TOM	2000-2005	banking
5	BANKA ZASAVJE	BZ03	27 Jul 2004	5 EURm	4.5% p.a.	2004-2011	banking
6	KD INVESTMENTS	KDO1E	24 July 1996	4,090,335.05 EUR	10% p.a.	1996-2006	investment
7	NOVA LJUBLJANSKA BANKA	NLB7	22 Nov 2002	6,250 SITm	10% p.a.	2002-2005	banking
8	NOVA LJUBLJANSKA BANKA	NLB8	22 Nov 2002	14,276 EURm	5.5% p.a.	2002-2007	banking
9	NOVA LJUBLJANSKA BANKA	NLB14	6 Jul 2004	17 EURm	5% p.a.	2003-2008	banking
10	NOVA LJUBLJANSKA BANKA	NLB15	1 Dec 2004	13,112.6 SITm	4.8% p.a.	2004-2012	banking
11	POSLOVNI SISTEM MERCATOR	MEO1	10 Feb 2005	36.54 EURm	4.8% p.a.	2004-2011	banking
12	POŠTNA BANKA SLOVENIJE	PBS2	27 Dec 2002	1,500 SITm	6% + TOM	2000-2007	commerce industry, agriculture
13	POŠTNA BANKA SLOVENIJE	PBS3	27 Dec 2002	1,795.5 SITm	5.3% + TOM	2000-2005	banking
14	POŠTNA BANKA SLOVENIJE	PBS5	6 Jan 2004	10 EURm	4.8% p.a.	2004-2008	banking
15	POTEZA NALOŽBE	PNO1	29 Sep 2004	10 EURm	5.25% p.a.	2003-2001	enterprise and business counseling
16	PROBANKA, MARIBOR	PRB4	15 Mar 2000	5 EURm	5.5% p.a.	1999-2007	banking
17	PROBANKA, MARIBOR	PRB5	26 Apr 2002	7.85 EURm	6.25% p.a.	2001-2006	banking
18	PROBANKA, MARIBOR	PRB6	30 Jul 2003	6.5 EURm	5.7% p.a.	2002-2008	banking
19	PROBANKA, MARIBOR	PRB7	5 May 2004	12 EURm	5.2% p.a.	2004-2010	banking
20	SIP STROJNA OPREMA	SIP1AE	19 June 2000	3,323,397.23 EUR	6% p.a.	1999-2009	production of tractors and other agricultural, forestry and cultivation machinery
21	SIP STROJNA OPREMA	SIP1BE	19 June 2000	1,763,956.99 EUR	6% p.a.	1999-2009	production of tractors and other agricultural, forestry and cultivation machinery
22	DEŽELNA BANKA SLOVENIJE	SZB4	1 Apr 2004	6,753 EURm	6% p.a.	2004-2007	banking

INSURANCE

	Issuer	Trading code	First trading day	Nominal value of issue traded	Coupon interest rate	Maturity	Sector
1	ZAVAROVALNICA TRIGLAV	ZT01	2 Jun 2004	30 EURm	5.125% p.a.	2003-2013	insurance

MUNICIPAL and GOVERNMENT BONDS

	Issuer	Trading code	First trading day	Nominal value of issue traded	Coupon interest rate	Maturity	Sector
1	DARS	DRS1	30 Dec 2004	13,430 SITm	5.1% p.a.	2004-2024	performing financial engineering, preparatory, organization and policy making of building, maintenance of road network and management of super highways in Republic of Slovenia
2	SLOVENSKA ODŠKODNINSKA DRUŽBA	SOS2E	7 Apr 1997	536,865,000 EUR	6% p.a.	1996-2004	meeting commitments deriving from denationalisation process
3	STANOVAJSKI SKLAD RS	SSR3	8 May 2001	2,000 SITm	6.1% p.a. + TOM	2001-2011	national mortgage agency

TOM (abbreviation for: "temeljna obrestna mera" - base interest rate) - indexation factor calculated as twelve month average of monthly consumer price index

F2) FREE MARKET (2)

COMMON SHARES

Issuer	Trading code	First trading day	Nominal value of issue traded	Number of shares traded	Isin code	Sector
1 AGROKOMBINAT, MARIBOR	AKMG	24 Sep 1999	403.808 SITm	403.808	SI 003110433 2	retail, fooder production for livestock, meat and milk products, granary services
2 AKTIVA AVANT, LJUBLJANA	AAPG	12 Sep 2003	2.951.872 SITm	2.951.872	SI 002111191 7	other financial intermediation
3 AKTIVA INVEST, LJUBLJANA	AKIR	27 May 2003	815.773 SITm	815.773	SI 02111135 4	enterprise & business counselling
4 AKTIVA NALOŽBE, LJUBLJANA	ATPG	27 Feb 2004	13.591.508 SITm	13.591.508	SI 002111216 2	holding companies management
5 ALPETOUR POTOVALNA AGENCIJA	APAG	2 Aug 2000	526.084 SITm	263.042	SI 003110989 3	passengers transport
6 ARKADA HOLDING, LJUBLJANA	AR1R	13 Jan 2004	6.640.325 SITm	6.640.325	SI 002111207 1	holding companies management
7 AVTOPREVOZNIŠTVO IN SERVISI VELENJE	ASVG	1 Sep 1997	308.696 SITm	308.696	SI 003110315 1	transport company
8 BELINKA HOLDING	BELG	19 Oct 2000	2.702.532 SITm	2.702.532	SI 003110216 1	holding companies management
9 CAPITA	CAP1	5 Sep 1997	315.963 SITm	315.963	SI 002110003 5	holding companies management
10 CAP NALOŽBE	CPNR	12 Jan 2005	537.332 SITm	537.332	SI 002111326 9	holding companies management
11 CERTIUS INVEST	CRIR	16 Sep 2003	3.091.062 SITm	3.091.062	SI 002111192 5	other financial intermediation
12 CETIS CELJE	CETG	10 Mar 1997	2.400 SITm	200.000	SI 003110084 3	paper industry and graphics
13 CINKARNA CELJE	CICG	6 Mar 1998	4.874.862 SITm	812.477	SI 003110380 5	metallurgic and chemical industry
14 COLOR MEDVODE	COMG	15 Jan 1998	1.900.782 SITm	950.391	SI 003110360 7	resin, colours and varnish industry
15 CREINA KRANJ	CRKG	21 Feb 2000	194.376 SITm	48.594	SI 003110915 8	production and wholesale of agricultural and industrial machines and gadgets
16 D HOLDING	DHLR	12 Jan 2005	718,1 SITm	718,100	SI 002111325 1	holding companies management
17 DANA MIRNA	DMRG	7 June 1999	356.128 SITm	356,128	SI 003110520 6	secondary industry of fruit processing and production of alcohol and non-alcohol drinks
18 DZS LJUBLJANA	DZS	12 May 1999	1.429.368 SITm	1.429,368	SI 003110527 1	publishing and trading
19 EGOLES, ŠKOFJA LOKA	GKRG	17 Sep 1999	51.399 SITm	51,399	SI 003110714 5	forest management and sale of wood products
20 ELMO LJUBLJANA	IELG	22 Feb 2001	708 SITm	708,000	SI 003111026 3	electrical installations
21 ETRA 33	ETRG	7 Nov 2002	454,23 SITm	45,423	SI 003110712 9	production of electromotors, generators and transformers
22 FINIRA	FIRR	10 Oct 2002	2.179.206 SITm	2,179,206	SI 002111138 8	holding companies management
23 FOND INVEST	MHLG	30 Jan 2001	595.241 SITm	595,241	SI 003111007 3	holding companies management
24 FRUCTAL AJDOVŠČINA	FRAG	6 Jan 1998	2.504.151 SITm	2.504,151	SI 003110359 9	food-processing industry
25 GEA COLLEGE	GEAL	5 Jan 1995	147.885 SITm	147,885	SI 003110080 1	consulting
26 GEA TOVARNA OLJA	GSBG	30 June 1996	1.254.96 SITm	1.254,960	SI 003110129 6	oil - producing industry
27 GORENJSKI TISK, KRANJ	GTKG	19 Sep 1996	1.070.328 SITm	1.070,328	SI 003110119 7	graphics services
28 GORIŠKE OPEKARNE, RENČE	GORG	8 Mar 1999	523.634 SITm	523,634	SI 003110499 3	production of different clay brick products
29 GOZDNO GOSPODARSTVO BLED	GGBG	27 Dec 1999	611,9 SITm	611,900	SI 003110737 6	forest management
30 GRADIS GP	GLJG	12 July 1999	609,5 SITm	304,750	SI 003110393 8	construction
31 GRAND HOTEL UNION	GHUG	5 Jan 2000	1.814.613 SITm	1,814,613	SI 003110865 5	hotel industry
32 HELIOS DOMŽALE	HDOG	19 Sep 1996	2.199,61 SITm	219,861	SI 003110114 8	intermediary on fuel, mine sector
33 HIDROTEHNIK LJUBLJANA	VHLG	5 July 1999	2.198,61 SITm	384,472	SI 003110551 1	building industry and protection against flood damage
34 HOTEL PALACE PORTOROŽ	PALG	7 Oct 1997	2.346,102 SITm	2,346,102	SI 003110330 0	hotel industry
35 HRAM HOLDING	ST1R	27 Jan 2004	4.346.667 SITm	4,346,667	SI 002111210 5	holding companies management
36 IMP ČRPALKE	ICRG	9 Sep 1998	333,034 SITm	333,034	SI 003110434 0	production of pumps
37 IMP KLIMAT	KLLG	26 Apr 2002	353,9 SITm	353,900	SI 003111114 7	production of air conditioning equipment
38 INFOND HOLDING	IFFR	23 Sept 2002	16.833.414 SITm	16,833,414	SI 002111076 0	holding companies management
39 INFOND HOLDING 1	IFHR	22 Jul 2004	3.777.004 SITm	3,777,004	SI 002111308 7	holding companies management
40 INLES RIBNICA	IHPG	8 Oct 1999	1.218,01 SITm	609,005	SI 003110745 9	production of furniture
41 INTARA LJUBLJANA	INTR	5 Jan 1995	101 SITm	101,000	SI 003110114 8	brokerage house
42 INTEGRAL, JESENICE	INJG	14 Sep 1999	256.556 SITm	256,556	SI 003110708 7	merchandise and passenger transport, motor vehicle service and repairs
43 INTERTRADE ITA	INRG	20 Oct 1997	695,31 SITm	69,531	SI 003110333 4	mechanical engineering representative
44 INTERTRADE ITS	ITSG	24 Apr 1998	1.260 SITm	1.260,000	SI 003110394 6	information and computer service
45 ISKRA AVTOELEKTRIKA	IALG	26 Oct 2004	3.216.626 SITm	1.608,313	SI 003110704 6	production of electrical equipment for machinery and vehicles
46 JADRAN SEŽANA	JASG	23 Sep 1996	165.302 SITm	165,302	SI 003110154 4	commerce industry
47 JATA EMONA	JAMR	15 Jan 2002	3.197.534 SITm	3,197,534	SI 003111109 7	production and retailing of poultry meat
48 JAVOR PIVKA	JPIG	13 Nov 2000	1.194,7 SITm	1,194,700	SI 003110910 9	production of plywood, bound and layer wood, fibre and other slabs
49 JELEN SLOVENSKE KONJICE	JESG	29 Nov 1999	50.849 SITm	50,849	SI 003110430 8	restaurant & hotel capacities
50 JUTEKS ŽALEC	JTKG	2 Nov 1999	641.432 SITm	641,432	SI 003110786 3	carpet production on various linings
51 KD HOLDING	KDHR	5 Feb 2001	10.988.272 SITm	1,373,534	SI 003111046 1	holding companies management
52 KEMA PUČONCI	KEPG	17 Dec 1998	217.346 SITm	217,346	SI 003110420 9	production of special building materials
53 KLASJE CELJE	KLKG	2 July 1999	820.343 SITm	820,343	SI 003110548 7	bread, pastries and sweets production
54 KOMPAS HOTELI KRANJSKA GORA	KHKG	31 May 1996	1.627 SITm	162,700	SI 003110052 0	tourism, hotel industry
55 KOŠAKI TMI MARIBOR	TKMG	11 Oct 1999	432,36 SITm	43,236	SI 003110424 1	secondary meat industry and production of meat products
56 KRONA HOLDING	KRHR	9 May 2002	1.287.121 SITm	1,287,121	SI 002111124 8	holding companies management
57 KS2 NALOŽBE	KS2G	22 Dec 2003	10.911,34 SITm	10,911,340	SI 002111203 0	holding companies management
58 L EGOLES	LEGG	27 Dec 2004	206.896 SIT m	206,896	SI 003111324 2	forest management and sale of wood products
59 LESNINA	MILG	12 Jan 2002	2.906,81 SITm	76,495	SI 003111116 2	wholesale and retail of furniture
60 LESNINA EMMI SLOV.BISTRICA	LSBG	8 May 1996	684.037 SITm	684,037	SI 003110035 5	aluminium and wood production
61 ŽITO INTES	IMTG	9 Mar 2000	2.518.194 SITm	2,518,194	SI 003110920 8	cereal processing and production of farinaceous food

F2) FREE MARKET (3)

COMMON SHARES

	Issuer	Trading code	First trading day	Nominal value of issue traded	Number of shares traded	Isin code	Sector
62	LIP BLEĐ	LLBG	12 Jan 2000	1,942.454 SITm	1,942,454	SI 003110871 3	wood manufacturing
63	LIV POSTOJNA	LIVG	16 Nov 1999	1,616 SITm	161,600	SI 003110796 2	production of vacuum cleaners, plastic tubes and fittings, bicycles, hydraulic elevators and concrete mixers
64	LIZ INŽENIRING LJUBLJANA	LIZG	11 Mar 1999	123,846 SITm	123,846	SI 003110371 4	consulting and engineering in object construction
65	MARINA PORTOROŽ	MAPG	19 Sep 1996	627,864 SITm	313,932	SI 003110058 7	naautical and hotel industry
66	MAKSIMA HOLDING	MAHR	6 May 2003	6,399.85 SITm	6,399,850	SI 002111151 1	holding companies management
67	MAKSIMA INVEST	MKIR	26 Oct 2004	7,451.949 SITm	7,451,949	SI 002111319 4	holding companies management
68	MEDALJON MARIBOR	MEDR	12 Oct 1999	1,734 SITm	1,734,000	SI 003110691 5	management of holding companies, business operations of own real estate and renting own real estate
69	MEDVEŠEK PUŠNIK LJUBLJANA	MPL	12 Dec 1997	160 SITm	80,000	SI 002110324 5	financial consulting
70	MELAMIN KOČEVJE	MKOG	23 Sep 1996	349,913 SITm	349,913	SI 00311020 1	chemical industry
71	MERCATA	MROB	27 Jul 2004	2,891.874 SITm	2,891,874	SI 002111199 0	holding companies management
72	METALKA TRGOVINA	MTGG	2 Jul 2004	1,152.048 SITm	1,152,048	SI 003110566 9	retail trade in unspecialized stores
73	MESNA INDUSTRIJA PRIMORSKE	MIPG	19 June 2000	1,478.742 SITm	1,478,742	SI 003110969 5	meat processing industry; wholesale and retail trade with provisions
74	MITOL SEŽANA	MISG	15 May 1997	770.509 SITm	770,509	SI 003110271 6	production and sale of adhesive substances and resinous compound
75	MLADINSKA KNJIGA TISKARNA LJUBLJANA	MKTG	11 Oct 1999	1,039.54 SITm	103,954	SI 003110094 2	printing, publishing, retail and wholesale
76	MODRA LINJA HOLDING	MLHR	20 Nov 2002	1,882.991 SITm	1,882,991	SI 002111058 8	holding companies management
77	M1	MRI1	4 Aug 2004	2,681.638 SITm	2,681,638	SI 002111311 1	holding companies management
78	NAMA LJUBLJANA	NALN	30 Apr 2004	953.752 SITm	953,752	SI 003110269 0	retail trade and renting of business premises
79	NFD HOLDING	NFZR	10 Dec 2003	31,859.997 SITm	31,859,997	SI 002111200 6	holding companies management
80	NIKO ŽELEZNIKI	NKPG	17 Sep 1999	358.75 SITm	35,875	SI 003110717 8	office material, industrial paper-clips, electromagnets and other metal mechanisms production
81	PLAMA PUR	POPG	6 Dec 1999	686.798 SITm	686,798	SI 003110822 6	production and refashioning of poliuretanic (plastic) foams
82	POM-INVEST	POIR	19 Oct 2001	2,241.983 SITm	2,241,983	SI 002111098 4	holding companies management
83	POM-NALOŽBE	PPIG	13 May 2004	2,296.5 SITm	2,296,500	SI 002111303 8	holding companies management
84	RTC KRVAVEC	RKRG	17 Oct 1997	2,311.468 SITm	1,155,734	SI 003110328 4	ski resort
85	SATURNUS EMBALAŽA LJUBLJANA	SELR	3 Nov 1997	672.512 SITm	84,064	SI 003111175 8	production of package
86	SIJAJ HRASTNIK	SIHG	7 Oct 1999	268.8 SITm	26,880	SI 003110742 6	production of decorative lights and metal products
87	KD GROUP	SKDR	21 Dec 2000	372.872 SITm	186,436	SI 003111016 4	holding companies management
88	SLOVENJALEB LJUBLJANA	SLLG	8 May 1996	2,736.04 SITm	273,604	SI 003110040 5	commerce, engineering, representation
89	SVILA MARIBOR	SVMG	17 Jan 1997	1,263.478 SITm	1,263,478	SI 003110209 6	textile industry
90	SVILANIT KAMNIK	SKAG	14 Apr 1997	1,86.974 SITm	408,487	SI 003110245 0	textile industry
91	TEKSTINA, AJDOVŠČINA	TEAG	12 Feb 1997	1,503.057 SITm	1,503,057	SI 03110221 1	textile industry
92	TERME DOBRNA	ZDDG	5 July 1999	682.01 SITm	682,010	SI 03110539 6	medical services, tourist and hotel trade
93	TOSAMA DOMZALE	TODG	13 Sep 1996	2,956.7 SITm	295,670	SI 003110136 1	sanitary material production
94	TOVARNA SLADKORJA ORMOŽ	TSOR	12 Apr 1996	4,971.63 SITm	497,163	SI 003110020 7	sugar production
95	TRDNJAVA HOLDING	TROR	31 Mar 2004	2,593.123 SITm	2,593,123	SI 002111219 6	holding companies management
96	TRDNJAVA I HOLDING	TRIR	31 Mar 2004	891.75 SITm	891,750	SI 002111220 4	holding companies management
97	TRIGLAV NALOŽBE	TRSG	7 Apr 2004	13,182.366 SITm	13,182,366	SI 002111223 8	holding companies management
98	TRIGLAV, finančna družba	TFDR	4 Mar 2003	6,356.989 SITm	6,356,989	SI 002111120 6	holding companies management
99	TUB SWATY MARIBOR	TUBG	30 Dec 1997	1,155.76 SITm	288,940	SI 003110344 1	production and trade of knife grinders
100	UNITAS LJUBLJANA	USLG	26 Nov 1998	145.115 SITm	145,115	SI 003110467 0	production of sanitary, water and gas fittings
101	UNIT-AS NEPREMIČNINELJUBLJANA	USAR	20 Feb 2003	173.377 SITm	173,377	SI 003111147 7	trading with own real estate
102	UPIMO GROUP LJUBLJANA	UPGR	9 July 19997	215 SITm	215,000	SI 002110266 8	counseling services on trading and marketing and financial engineering
103	VELANA LJUBLJANA	VLJG	23 Dec 2002	1,409.645 SITm	1,409,645	SI 003110069 4	non-clothing textile manufacturer
104	VIPA HOLDING	VHDR	5 Nov 2003	7,347.565 SITm	7,347,565	SI 002111131 3	other financial intermediation
105	VIZIJA HOLDING	VIHR	17 Mar 2003	2,277.503 SITm	2,277,503	SI 002111125 5	holding companies management
106	VIZIJA HOLDING ENA	VZPG	3 Feb 2004	2,129.725 SITm	2,129,725	SI 002111211 3	holding companies management
107	ZDRAVILIŠČE ROGAŠKA	RGS	11 Feb 1999	898.11 SITm	898,110	SI 003110489 4	health resort
108	ZLATA MONETA II finančna družba	ZMZR	13 Nov 2003	8,232.861 SITm	8,232,861	SI 002111198 2	other financial intermediation
109	ZVON ENA HOLDING	ZVHR	30 Oct 2003	11,520.72 SITm	11,523,260	SI 002111177 6	holding companies management
110	ZVON DVA HOLDING	ZVZR	25 Feb 2004	14,120.934 SITm	14,120,934	SI 002111215 4	holding companies management
111	ŽELEZARNA RAVNE - MONTER DRAVOGRAD	ZMDG	17 Sep 1999	336.225 SITm	336,225	SI 003110696 4	management of investment portfolios of subsidiaries

PREFERRED SHARES

	Issuer	Trading code	First trading day	Nominal value of issue traded	Number of shares traded	Isin code	Sector
1	KD HOLDING	KDHP	18 July 2001	2,131.304 SITm	266,413	SI 003120050 2	holding companies management
2	ZDRAVILIŠČE ROGAŠKA	RGP	11 Feb 1999	55.7 SITm	27,850	SI 003120028 8	health resort

F2) FREE MARKET (4)

CLOSED-END FUNDS

	Issuer	Trading code	First trading day	Nominal value of issue traded	Number of shares traded	Isin code	Sector
1	MAKSIMA, delniška ID	MAIR	21 May 2003	7,811.823 SITm	7,811,823	SI 002111152 9	investment fund
2	INFOND ID	IFIR	23 Sept 2002	8,132.314 SITm	8,132,314	SI 002111078 6	investment fund
3	INFOND ID 1	IFDR	2 Aug 2004	4,956.471 SITm	4,956,471	SI 002111307 9	investment fund
4	KD ID	KDIN	9 Feb 2001	9,204.61 SITm	92,046,145	SI 002111023 2	investment fund
5	KRONA SENIOR	SNON	8 Dec 1998	7,317.04 SITm	73,170,428	SI 002110590 1	investment fund
6	MODRA LINIJA	MLON	7 Apr 1998	3,415,383,300 SIT	34,156,833	SI 002110596 8	investment fund
7	NFD 1 DELNIŠKI INVESTICIJSKI SKLAD	NFIN	26 Oct 1998	15,833.01 SITm	160,580,300	SI 002110600 8	investment fund
8	TRIGLAV STEBER 1, delniška ID	TG1R	11 Aug 2004	14,746.743 SITm	14,746,743	SI 002111312 9	investment fund
9	VIPA INVEST	VIIN	13 Nov 2003	3,079.247 SITm	3,079,247	SI 002111132 1	investment fund
10	ZLATA MONETA I	ZM1N	31 Mar 1999	13,659.56 SITm	136,595,600	SI 002110617 2	investment fund
11	ZVON ENA ID	ZVIR	24 Nov 2003	2,277.577 SITm	2,277,577	SI 002111178 4	investment fund