



MONTHLY STATISTICS
LJUBLJANA STOCK EXCHANGE

March 2005
Year XI., No. 03/05

TURNOVER

Market	Turnover (in EURm)	Volume in pieces	Number of bargains
Official market	81.08	1,699,913	6,374
Shares	53.57	800,257	5,814
Bonds	27.50	899,656	560
Free market	43.90	13,047,682	20,207
Shares	15.95	2,190,027	12,412
Bonds	12.71	199,776	413
Closed-end funds	15.23	10,657,879	7,382
Short-term securities	0.00	0	0
Total	124.98	14,747,595	26,581

MARKET SIZE

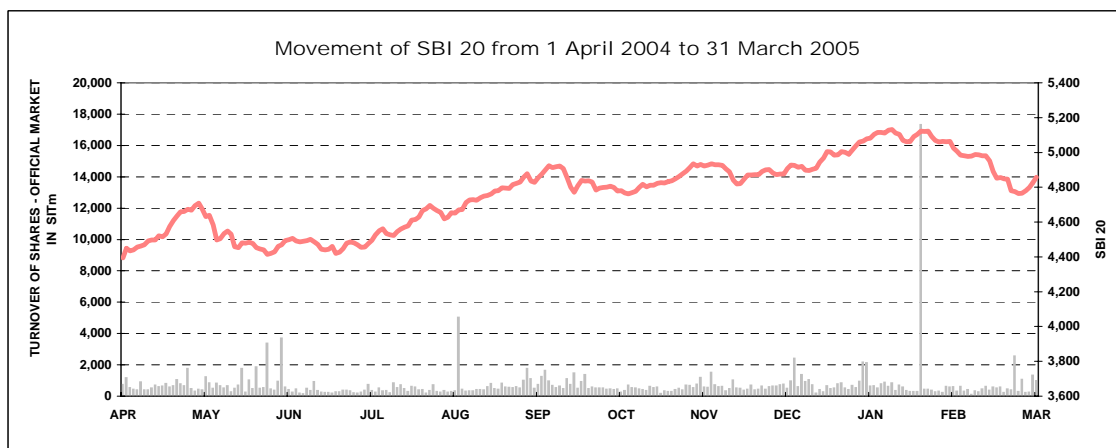
Market	Market capitalisation (in EURm)	Number of securities	Number of issuers
Official market	8,884.05	96	39
Shares	5,003.55	28	28
Bonds	3,880.49	68	11
Free market	3,910.08	150	137
Shares	1,973.58	112	110
Bonds	971.25	27	16
Closed-end funds	965.25	11	11
Short term securities	-	10	1
Total	12,794.13	246	170

NOMINAL RETURN

STOCK EXCHANGE INDICES	Nominal return in March 2005	Nominal return in year 2005
Slovene stock exchange index (SBI 20)	-2.95%	-0.94%
Nonweighted slovene stock exchange index (SBI 20NT)	-2.09%	-0.87%
Free market index (IPT)	-3.93%	-1.09%
Investment fund index (PIX)	-3.78%	-1.63%
Bond index (BIO)	0.08%	0.10%

INDUSTRIAL SECTOR INDICES	Nominal return in March 2005	Nominal return in year 2005
Food and beverages	-3.05%	-1.61%
Chemicals	-4.25%	0.38%
Transport	-3.21%	-2.47%
Trade	-0.77%	1.99%

Movement of SBI 20 from 1 April 2004 to 31 March 2005





ISSUER

Ljubljana Stock Exchange Inc.
Slovenska 56
1000 Ljubljana

INFORMATIONS

E-mail:	info@ljse.si
Phone:	386 1 47-10-211 386 1 47-10-205
Contact persons:	Nataša Žabkar, Simon Mastnak

STATISTICS ON WEB:

http://www.ljse.si/StrAng/Trading/Menu/tr_dpl.htm

Top Five Official Market
4.9.2004

Turnover In SIT	
LKPG	401.268.736
RS56	296.222.500
KRKG	193.149.695
PETG	80.107.211
GRVG	70.387.390

On-line Indices
Market is closed . 4.9.2004 09:21

Index	Value	ABS	%
SBI20	4.462,07	0,00	0,00 O
IPT	3.831,30	0,00	0,00 O
PIX	4.188,36	0,00	0,00 O

News

- April 8, 2004, Ljubljanska borza d.d.: MERCATOR, d.d., Ljubljana - temporary suspension of trading with MELR shares
- April 7, 2004, Ljubljanska borza d.d.: Salus, d.d., Ljubljana - ex dividend date

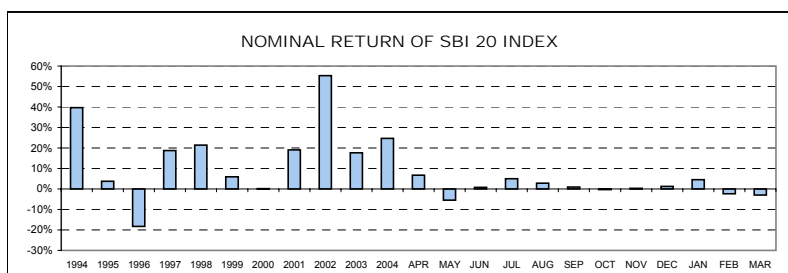
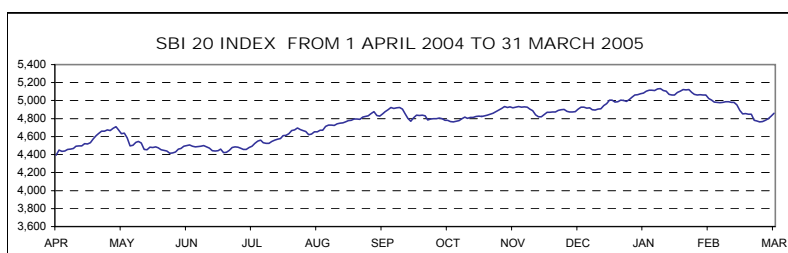
INDEX

	Page
A) STOCK EXCHANGE INDICES	1
A1) Values, yields and movements of Stock Exchange Indices	1
A2) Index compositions	4
B) NUMBER OF ISSUERS, TRADED SECURITIES AND MEMBERS	6
C) TURNOVER	7
C1) Monthly turnover by securities on official market	7
C2) Monthly turnover by securities on free market	9
C3) Most traded securities	14
C4) Turnover by LJSE members	15
C5) Monthly turnover in Years 2004 and 2005	16
D) MARKET CAPITALISATION	19
D1) Market capitalisation of shares	20
D2) Market capitalisation of bonds	23
D3) Market capitalisation of investment funds	25
E) OTHER	26
E1) Indicators (shares on official market)	26
E2) Ownership and net inflow of foreign portfolio investments	27
E3) Record values	28
E4) New listed securities and changes	29
F) LIST OF SECURITIES	30
F1) Official market	30
F2) Free market	32

A) STOCK EXCHANGE INDICES

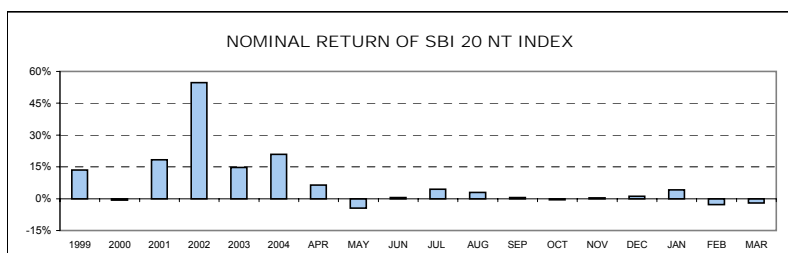
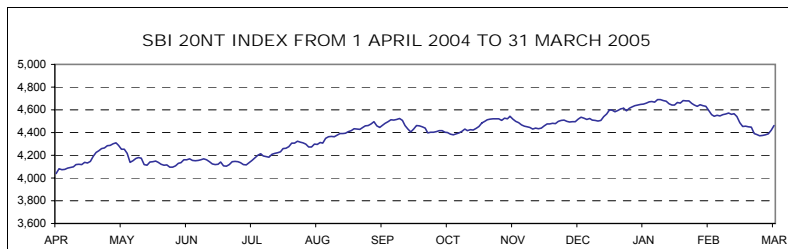
SBI 20 - SLOVENE STOCK EXCHANGE INDEX

Year	Max	Date	Min	Date	Close	Nominal return
1994	1,598.03	28 June 1994	1,131.23	21 Oct 1994	1,396.81	39.68%
1995	1,590.17	9 Nov 1995	1,016.99	13 July 1995	1,448.75	3.72%
1996	1,589.18	13 Mar 1996	891.93	10 Sept 1996	1,183.26	-18.33%
1997	1,655.36	10 Feb 1997	1,156.14	6 Jan 1997	1,404.70	18.71%
1998	2,026.47	10 Aug 1998	1,378.49	6 Jan 1998	1,705.77	21.43%
1999	1,981.87	19 Feb 1999	1,679.48	5 Jan 1999	1,806.26	5.89%
2000	1,903.66	24 Jan 2000	1,584.23	25 May 2000	1,807.94	0.09%
2001	2,159.35	19 Dec 2001	1,700.24	25 Apr 2001	2,151.59	19.01%
2002	3,547.64	8 Nov 2002	2,197.68	3 Jan 2002	3,340.20	55.24%
2003	4,034.53	5 Dec 2003	3,067.67	3 Jul 2003	3,931.64	17.71%
2004	4,935.29	15 Nov 2004	3,922.74	5 Jan 2004	4,904.48	24.74%
Year 2005	Max	Date	Min	Date	Close	Nominal return
January	5,128.56	31 Jan 2005	4,908.79	3 Jan 2005	5,128.56	4.57%
February	5,131.61	1 Feb 2005	5,005.88	28 Feb 2005	5,005.88	-2.39%
March	4,989.02	7 Mar 2005	4,764.25	23 Mar 2005	4,858.45	-2.95%



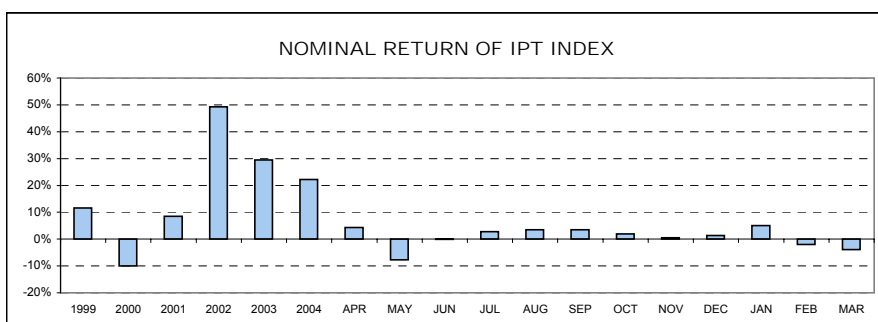
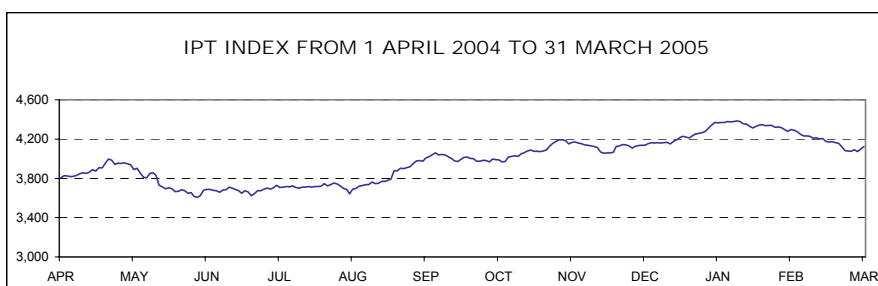
SBI 20NT - NON-WEIGHTED SLOVENE STOCK EXCHANGE

Year	Max	Date	Min	Date	Close	Nominal return
1998	1,706.07	10 Aug 1998	1,437.30	30 June 1998	1,568.87	n.a.
1999	1,871.02	8 Sept 1999	1,548.95	5 Jan 1999	1,782.03	13.59%
2000	1,841.63	25 Jan 2000	1,585.48	25 May 2000	1,769.15	-0.72%
2001	2,096.75	27 Dec 2001	1,661.96	9 May 2001	2,092.66	18.29%
2002	3,350.05	28 Nov 2002	2,082.58	3 Jan 2002	3,238.51	54.76%
2003	3,773.87	5 Dec 2003	2,932.15	3 Jul 2003	3,724.00	14.99%
2004	4,543.43	15 Nov 2004	3,719.53	5 Jan 2004	4,502.46	20.90%
Year 2005	Max	Date	Min	Date	Close	Nominal return
January	4,691.33	31 Jan 2005	4,506.46	3 Jan 2005	4,691.33	4.19%
February	4,690.56	1 Feb 2005	4,558.41	28 Feb 2005	4,558.41	-2.83%
March	4,570.61	8 Mar 2005	4,371.71	23 Mar 2005	4,463.13	-2.09%



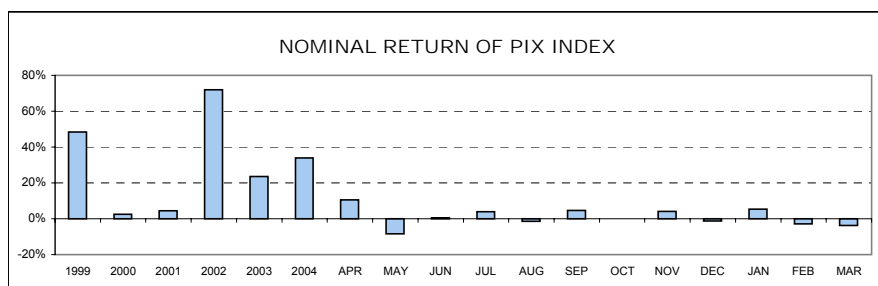
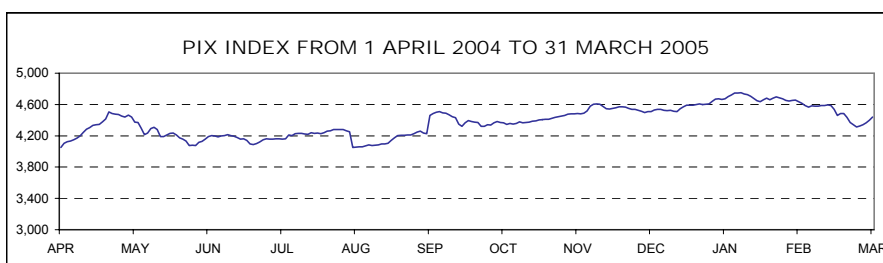
IPT - FREE MARKET INDEX

Year	Max	Date	Min	Date	Close	Nominal return
1998	1,795.31	11 Aug 1998	1,318.83	1 July 1998	1,618.99	n.a.
1999	1,806.98	30 Dec 1999	1,504.61	3 Aug 1999	1,806.98	11.61%
2000	1,772.76	24 Jan 2000	1,469.64	26 Oct 2000	1,627.44	-9.94%
2001	1,769.69	14 Dec 2001	1,415.06	23 May 2001	1,765.60	8.49%
2002	2,699.16	4 Dec 2002	1,836.82	8 Jan 2002	2,635.36	49.26%
2003	3,412.17	30 Dec 2003	2,528.38	11 Jun 2003	3,412.17	29.48%
2004	4,193.25	15 Nov 2004	3,359.89	5 Jan 2004	4,168.02	22.15%
Year 2005	Max	Date	Min	Date	Close	Nominal return
January	4,379.45	26 Jan 2005	4,150.15	3 Jan 2005	4,379.45	5.07%
February	4,385.41	1 Feb 2005	4,276.48	24 Feb 2005	4,291.24	-2.01%
March	4,273.95	1 Mar 2005	4,071.97	29 Mar 2005	4,122.61	-3.93%



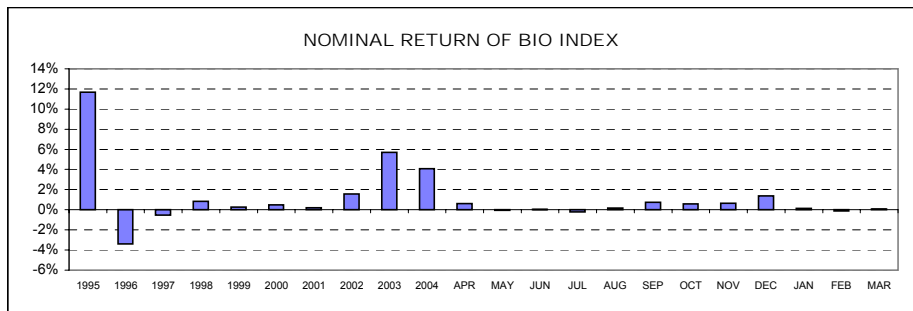
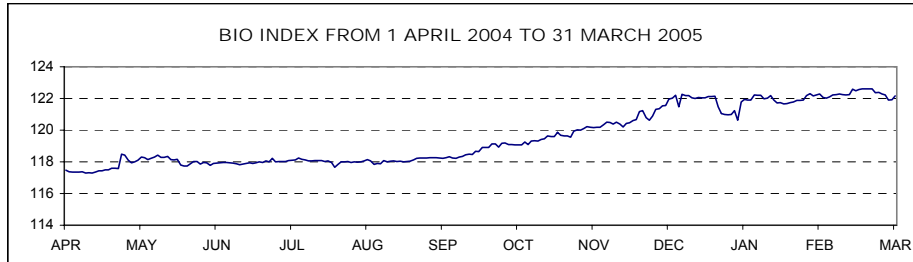
PIX - INVESTMENT FUNDS INDEX

Year	Max	Date	Min	Date	Close	Nominal return
1999	1,633.77	8 Sep 1999	965.15	5 Jan 1999	1,483.50	48.35%
2000	1,572.13	17 Jan 2000	1,097.07	25 May 2000	1,520.79	2.51%
2001	1,588.02	28 Dec 2001	1,328.44	23 May 2001	1,588.02	4.42%
2002	3,013.05	27 Nov 2002	1,598.45	3 Jan 2002	2,729.73	71.90%
2003	3,374.22	29 Dec 2003	2,558.26	12 Mar 2003	3,372.03	23.53%
2004	4,606.40	26 Nov 2004	3,367.18	5 Jan 2004	4,513.38	33.85%
Year 2005	Max	Date	Min	Date	Close	Nominal return
January	4,752.47	31 Jan 2005	4,508.47	3 Jan 2005	4,752.47	5.30%
February	4,732.50	1 Feb 2005	4,614.44	28 Feb 2005	4,614.44	-2.90%
March	4,595.54	10 Mar 2005	4,312.28	23 Mar 2005	4,440.03	-3.78%



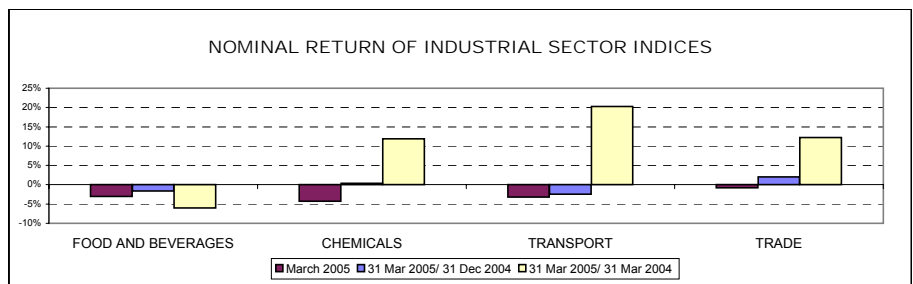
BIO - STOCK EXCHANGE BOND INDEX

Year	Max	Date	Min	Date	Close	Nominal return
1995	113.52	14 Dec 1995	100.46	5 July 1995	111.68	11.68%
1996	111.96	8 Jan 1996	106.61	28 June 1996	107.89	-3.39%
1997	110.97	8 Apr 1997	104.90	29 Jan 1997	107.31	-0.54%
1998	108.22	30 Dec 1998	101.68	25 May 1998	108.22	0.85%
1999	110.52	4 Feb 1999	104.53	16 Aug 1999	108.50	0.26%
2000	109.63	15 Dec 2000	103.96	9 June 2000	109.03	0.49%
2001	110.08	17 Sept 2001	107.81	21 Mar 2001	109.25	0.20%
2002	111.06	27 Dec 2002	107.17	12 Mar 2002	110.96	1.57%
2003	118.14	21 Nov 2003	110.20	24 Jan 2003	117.27	5.69%
2004	122.27	27 Dec 2004	116.28	14 Jan 2004	122.04	4.07%
Year 2004	Max	Date	Min	Date	Close	Nominal return
January	122.23	27 Jan 2005	120.63	20 Jan 2005	122.20	0.13%
February	122.31	22 Feb 2005	121.65	10 Feb 2005	122.06	-0.12%
March	122.60	16 Mar 2005	121.89	29 Mar 2005	122.16	0.08%



INDUSTRIAL SECTOR INDICES

INDUSTRIAL SECTOR INDICES	Value as of 31 Mar 2005	March 2005	31 Mar 2005/ 31 Dec 2004	31 Mar 2005/ 31 Mar 2004
FOOD AND BEVERAGES	3,274.31	-3.05%	-1.61%	-6.00%
CHEMICALS	4,721.83	-4.25%	0.38%	11.89%
TRANSPORT	4,895.51	-3.21%	-2.47%	20.29%
TRADE	3,631.20	-0.77%	1.99%	12.21%



A2) INDEX COMPOSITIONS

COMPOSITION OF SLOVENE STOCK EXCHANGE INDEX - SBI 20 ON 31 MARCH 2005 *

Issuer	Trading code	Adjusted number of shares	Base value in SIT	Adjusted share	Sector	Market capitalisation (free float) of index on 31 Mar 2005	Sector share
KRKA	KRKG	692,264	30,026.12	10.00	pharmaceuticals	55,354,571,676 SIT	9.46%
PETROL	PETG	890,832	22,251.50	10.00	oil and gas	59,658,422,183 SIT	10.20%
MERCATOR	MELR	1,451,287	4,520.37	10.00	trade	57,759,945,467 SIT	17.59%
PIVOVARNA LAŠKO	PILR	8,273,634	6,199.69	10.00	food and beverages	61,575,528,209 SIT	15.51%
SAVA	SAVA	1,429,490	16,791.89	10.00	industrial conglomerates	64,421,210,506 SIT	18.01%
GORENJE	GRVG	8,192,611	2,157.29	8.99	household appliances	50,240,777,327 SIT	8.59%
INTEREUROPA	IEKG	6,068,936	4,919.17	7.88	transport	42,093,897,339 SIT	18.19%
ISTRABENZ	ITBG	4,329,907	2,700.00	7.37	industrial conglomerates	40,922,470,646 SIT	
LUKA KOPER	LKPG	5,115,201	2,310.79	7.06	transport	40,658,072,844 SIT	
MERKUR	MER	996,024	18,003.70	6.31	trade	40,836,874,437 SIT	
AERODROM LJUBLJANA	AELG	1,936,229	11,492.98	3.80	transport	23,648,132,892 SIT	
DROGA	DRPG	226,148	35,873.12	3.43	food and beverages	18,625,707,584 SIT	
DELO	DELR	500,674	29,663.00	2.54	publishing	14,341,711,602 SIT	2.45%
ŽITO	ZTOG	300,312	18,007.22	1.94	food and beverages	10,510,619,688 SIT	
KOMPAS MTS	MTSG	2,973,005	1,335.81	0.68	trade	4,281,127,200 SIT	
Market capitalisation of index						584,929,069,599.05	
Share of market capitalisation (shares official market) in index							48.76%

* the same composition have also non-weighted Slovene Stock Exchange Index - SBI 20NT

COMPOSITION OF FREE MARKET INDEX - IPT ON 31 MARCH 2005

Issuer	Trading code	Number of shares	Base value in SIT	Share	Market capitalisation of index on 31 Mar 2005
HELIOS, DOMŽALE	HDOG	149,295	34,880.00 SIT	15.00	34,785,735,000 SIT
NFD HOLDING	NF2R	30,184,540	735.64 SIT	11.76	25,977,720,660 SIT
ZVON ENA HOLDING	ZVHR	11,520,720	1,977.88 SIT	11.10	24,002,959,291 SIT
CINKARNA CELJE	CICG	812,477	5,000.00 SIT	9.35	23,601,327,507 SIT
JUTEKS	JTKG	641,432	12,701.10 SIT	9.22	17,380,132,429 SIT
LESNINA	MILG	76,495	228,846.67 SIT	8.36	21,571,590,000 SIT
INFOND HOLDING	IFFR	16,833,414	685.23 SIT	7.22	16,039,550,196 SIT
KD HOLDING	KDHR	1,373,534	6,870.52 SIT	6.58	16,242,891,141 SIT
AKTIVA NALOŽBE	ATPG	13,591,508	955.02 SIT	6.02	13,591,508,000 SIT
TRIGLAV, FINANČNA DRUŽBA	TFDR	6,356,989	856.91 SIT	3.24	7,310,537,350 SIT
ZVON DVA HOLDING	ZV2R	14,120,934	484.45 SIT	3.09	6,540,251,791 SIT
MAKSIMA HOLDING	MAHR	6,399,850	710.06 SIT	2.95	6,122,608,498 SIT
TRIGLAV NALOŽBE	TRSG	13,182,366	410.75 SIT	2.22	5,009,299,080 SIT
ETRA 33	ETRG	45,423	102,578.57 SIT	2.06	4,723,946,577 SIT
ZLATA MONETA II	ZM2R	8,232,861	505.99 SIT	1.84	3,855,860,449 SIT
Market capitalisation of index					226,755,917,970 SIT
Share of market capitalisation (shares free market) in index					47.93%

COMPOSITION OF INVESTMENT FUNDS INDEX - PIX ON 31 MARCH 2005

Issuer	Trading code	Adjusted number of shares	Base value in SIT	Adjusted share	Market capitalisation of index on 31 Mar 2005
TRIGLAV STEBER I, delniška ID	TG1R	6,859,540	701.10	15.00	25,730,340,326 SIT
NFD 1 DELNIŠKI INVESTICIJSKI SKLAD	NF1N	75,933,164	65.42	15.00	25,366,992,097 SIT
INFOND ID	IFIR	8,132,314	1,691.31	12.12	22,178,284,095 SIT
KD ID	KDIN	92,046,145	57.74	11.82	21,053,714,746 SIT
ZLATA MONETA I, ID	ZM1N	136,595,600	23.56	11.59	19,705,281,256 SIT
MAKSIMA ID	MAIR	7,811,823	1,707.96	11.44	20,144,426,088 SIT
KRONA SENIOR	SNON	73,170,428	26.93	6.72	11,696,292,916 SIT
MODRA LINIJA	ML0G	34,156,833	170.00	5.05	8,442,202,844 SIT
ZVON ENA ID	ZVIR	2,277,577	2,500.14	4.03	6,993,186,300 SIT
VIPA INVEST	VIIN	3,079,247	1,674.92	3.80	6,321,293,789 SIT
INFOND ID 1	IFDR	4,956,471	1,232.99	3.42	5,902,859,573 SIT
Market capitalisation of index					173,534,874,030 SIT
Share of market capitalisation (inv.funds) in index					74.99%

COMPOSITION OF STOCK EXCHANGE BOND INDEX - BIO
ON 31 MARCH 2005

Bonds	Trading code	Base value	Share
SLOVENSKA ODŠKODNINSKA DRUŽBA 2 nd issue	SOS2E	104.03	50.00
REPUBLIKA SLOVENIJA 53 rd issue	RS53	103.50	28.26
ABANKA VIPA 8 th ISSUE	AB08	101.10	7.69
PROBANKA 7 th ISSUE	PRB7	101.70	7.46
BTC 2 nd ISSUE	BTC2	106.00	6.59

COMPOSITIONS OF INDUSTRIAL SECTOR INDICES
ON 31 MARCH 2005

Food and beverages

Issuer	Trading code	Base value in SIT	Adjusted number of shares	Adjusted share
PIVOVARNA LAŠKO	PILR	1,343,989	6,199.69	42.39
DROGA	DRPG	62,226	35,873.12	24.62
ŽITO	ZTOG	112,371	18,007.22	18.97
MIP	MIPG	1,478,742	2,130.00	14.02

Chemicals

Issuer	Trading code	Base value in SIT	Adjusted number of shares	Adjusted share
HELIOS, DOMŽALE	HDOG	123,242	34,880.00	37.03
CINKARNA CELJE	CICG	664,926	5,000.00	22.88
BELINKA	BELG	2,630,789	6,900.00	20.21
ETOL	ETOG	254,619	58,999.00	19.88

Transport

Issuer	Trading code	Base value in SIT	Adjusted number of shares	Adjusted share
INTEREUROPA	IEKG	4,530,542	4,919.17	38.11
LUKA KOPER	LKPG	4,164,868	2,310.79	37.29
AERODROM LJUBLJANA	AELG	1,936,229	2,108.12	24.6

Trade

Issuer	Trading code	Base value in SIT	Adjusted number of shares	Adjusted share
MERCATOR	MELR	362,066	4,520.37	40.25
MERKUR	MER	200,853	18,003.70	20.53
LESNINA	MILG	21,200	145,000.00	14.41
SALUS, LJUBLJANA	SALR	40,868	54,666.67	13.89
KOMPAS MTS	MTSG	2,973,005	1,705.14	10.93

B) NUMBER OF ISSUERS, TRADED
SECURITIES AND MEMBERS

	31 Dec 2002	31 Dec 2003	31 Dec 2004	28 Feb 2005	31 Mar 2005
NUMBER OF ISSUERS	191	181	172	172	170
Official market	48	45	40	40	39
Shares	35	32	29	29	28
Bonds	15	13	11	11	11
Free market	148	140	137	138	137
Shares	101	102	111	111	110
Bonds	14	12	15	16	16
Authorised closed-end funds	29	18	-		
Closed-end funds	4	8	11	11	11
Pension coupons	1	-	-	-	-
	31 Dec 2002	31 Dec 2003	31 Dec 2004	28 Feb 2005	31 Mar 2005
NUMBER OF SECURITIES	266	254	254	250	246
Official market	109	106	105	100	96
Shares	36	32	29	29	28
Bonds	73	74	76	71	68
Free market	157	148	149	150	150
Shares	104	104	113	113	112
Bonds	19	18	25	26	27
Authorised closed-end funds	29	18	-		
Closed-end funds	4	8	11	11	11
Pension coupons	1	-	-	-	-
Short term securities	10	10	10	10	10
	31 Dec 2002	31 Dec 2003	31 Dec 2004	28 Feb 2005	31 Mar 2005
NUMBER OF MEMBERS	27	27	27	27	27

C) TURNOVER

C1) TURNOVER BY SECURITIES ON OFFICIAL MARKET IN MARCH 2005

1. Shares

Issue	Total (in SIT)	Total (in EUR)	Block trades (in SIT)	Cross trades (in SIT)	Share in total turnover on official market	Share in turnover of shares	Volume in pieces	Number of bargains
Total shares	12,843,323,707	53,574,514	5,600,071,916	885,726,026	66.08%	100.00%	800,257	5,814
Common shares	12,841,503,607	53,566,922	5,600,071,916	885,622,526	66.07%	99.99%	799,993	5,810
1 KRKA	3,381,987,225	14,107,551	849,167,000	142,965,453	17.40%	26.33%	41,677	1,429
2 PIVOVARNA LAŠKO	2,639,227,941	11,009,398	2,513,171,000	1,670,404	13.58%	20.55%	336,017	215
3 MERCATOR	1,694,376,475	7,067,788	637,848,560	243,721,684	8.72%	13.19%	41,496	565
4 PETROL	1,000,227,800	4,172,301	85,003,276	153,130,708	5.15%	7.79%	14,923	682
5 MERKUR	832,972,439	3,474,720	565,500,000	20,674,627	4.29%	6.49%	21,085	178
6 DELO	809,934,816	3,378,653	759,000,000	116,484	4.17%	6.31%	24,765	30
7 LUKA KOPER	700,302,284	2,921,218	127,305,900	77,336,170	3.60%	5.45%	87,724	413
8 GORENJE	572,317,173	2,387,313	0	76,068,617	2.94%	4.46%	93,724	611
9 INTEREUROPA	290,577,454	1,212,099	0	19,059,067	1.50%	2.26%	40,833	220
10 SAVA	214,693,462	895,558	63,076,180	10,772,154	1.10%	1.67%	4,751	282
11 ISTRABENZ	154,682,879	645,231	0	18,539,710	0.80%	1.20%	15,982	264
12 AERODROM LJUBLJANA	145,966,038	608,873	0	55,986,564	0.75%	1.14%	11,984	243
13 ŽITO	84,642,878	353,070	0	2,089,198	0.44%	0.66%	2,388	165
14 SALUS, LJUBLJANA	80,967,779	337,756	0	13,208,004	0.42%	0.63%	634	55
15 DROGA	42,825,551	178,638	0	6,906,961	0.22%	0.33%	513	59
16 KOMPAS MTS	40,871,360	170,487	0	25,401,120	0.21%	0.32%	27,752	48
17 TERME ČATEŽ	32,118,176	133,975	0	821,370	0.17%	0.25%	806	51
18 ETOL	27,866,104	116,242	0	7,095,356	0.14%	0.22%	520	35
19 DELO PRODAJA	26,871,737	112,091	0	290,515	0.14%	0.21%	4,143	64
20 COMET	18,533,656	77,310	0	0	0.10%	0.14%	6,936	9
21 KOLINSKA	17,096,346	71,314	0	5,283,008	0.09%	0.13%	2,949	18
22 RADENSKA	7,695,823	32,102	0	427,354	0.04%	0.06%	3,857	36
23 MLINOTEST	7,326,656	30,562	0	221,958	0.04%	0.06%	3,973	27
24 EMONA OBALA	7,243,565	30,216	0	451,344	0.04%	0.06%	7,931	77
25 GEODETSKI ZAVOD SLOVENIJE	5,396,690	22,511	0	2,392,896	0.03%	0.04%	2,364	12
26 PIVOVARNA UNION	4,096,000	17,086	0	830,000	0.02%	0.03%	70	16
27 NIKA	685,300	2,859	0	161,800	0.00%	0.01%	196	6
28 TEHNOUNION	0	0	0	0	0.00%	0.00%	0	0
Preferred shares	1,820,100	7,592	0	103,500	0.01%	0.01%	264	4
1 PROBANKA	1,820,100	7,592	0	103,500	0.01%	0.01%	264	4

2. Bonds

Issue	Total (in SIT)	Total EUR	(in Block trades (in SIT)	Cross trades (in SIT)	Share in total turnover on official market	Share in turnover of bonds	Volume in pieces	Number of bargains
Total bonds	6,593,285,490	27,502,770	5,843,701,899	458,541,647	33.92%	100.00%	899,656	560
1 REPUBLIKA SLOVENIJA 58 th issue	3,279,763,844	13,681,071	3,183,812,021	89,683,743	16.87%	49.74%	330,664	18
2 REPUBLIKA SLOVENIJA 59 th issue	1,943,113,575	8,105,255	1,847,819,200	59,729,905	10.00%	29.47%	193,708	31
3 REPUBLIKA SLOVENIJA 21 st issue	305,346,393	1,273,762	232,602,840	7,081,486	1.57%	4.63%	36,482	18
4 REPUBLIKA SLOVENIJA 41 st issue	294,876,090	1,229,963	292,128,890	2,747,200	1.52%	4.47%	29,302	8
5 REPUBLIKA SLOVENIJA 39 th issue	224,743,470	937,500	102,209,250	33,202,485	1.16%	3.41%	281,904	343
6 REPUBLIKA SLOVENIJA 29 th issue	155,945,971	650,494	151,594,083	176,217	0.80%	2.37%	6,028	13
7 ABANKA 5 th issue	106,365,273	443,700	0	106,365,273	0.55%	1.61%	4,350	1
8 REPUBLIKA SLOVENIJA 56 th issue	65,155,896	271,800	0	63,703,454	0.34%	0.99%	6,264	7
9 REPUBLIKA SLOVENIJA 26 th issue	57,763,008	240,938	33,535,615	14,798,000	0.30%	0.88%	2,247	10
10 REPUBLIKA SLOVENIJA 53 rd issue	46,647,480	194,571	0	12,735,085	0.24%	0.71%	1,797	18
11 REPUBLIKA SLOVENIJA 54 th issue	28,079,200	117,130	0	20,715,200	0.14%	0.43%	2,550	6
12 REPUBLIKA SLOVENIJA 32 nd issue	17,192,659	71,712	0	17,192,659	0.09%	0.26%	664	5
13 REPUBLIKA SLOVENIJA 48 th issue	12,211,319	50,939	0	2,141,589	0.06%	0.19%	485	5
14 NOVA KBM 3 rd issue, A series	8,131,823	33,922	0	8,131,823	0.04%	0.12%	60	1
15 BANKA VIPA 7 th issue	7,037,751	29,355	0	740,767	0.04%	0.11%	190	2
16 REPUBLIKA SLOVENIJA 55 th issue	6,493,538	27,088	0	0	0.03%	0.10%	633	16
17 REPUBLIKA SLOVENIJA 57 th issue	4,932,664	20,576	0	1,389,939	0.03%	0.07%	458	4
18 REPUBLIKA SLOVENIJA 40 th issue	4,780,830	19,943	0	2,892,355	0.02%	0.07%	470	7
19 REPUBLIKA SLOVENIJA 27 th issue	4,228,010	17,637	0	2,619,874	0.02%	0.06%	397	5
20 NLB 10 th issue	3,270,500	13,643	0	3,270,500	0.02%	0.05%	31	5
21 BANKA VIPA 6 th issue	3,179,060	13,260	0	0	0.02%	0.05%	104	1
22 BANKA VIPA 5 th issue	2,666,125	11,121	0	0	0.01%	0.04%	124	1
23 REPUBLIKA SLOVENIJA 35 th issue	1,300,000	5,423	0	1,300,000	0.01%	0.02%	130	2
24 ABANKA 4 th issue	1,247,029	5,202	0	1,222,575	0.01%	0.02%	51	3
25 ABANKA 3 rd issue	1,126,706	4,700	0	1,126,706	0.01%	0.02%	47	3
26 REPUBLIKA SLOVENIJA 31 st issue	1,060,100	4,422	0	1,060,100	0.01%	0.02%	100	6
27 REPUBLIKA SLOVENIJA 51 st issue	1,058,000	4,413	0	954,000	0.01%	0.02%	104	4
28 NLB 3 rd issue	740,732	3,090	0	740,732	0.00%	0.01%	3	1
29 REPUBLIKA SLOVENIJA 10 th issue	665,615	2,776	0	0	0.00%	0.01%	129	2
30 REPUBLIKA SLOVENIJA 18 th issue	621,991	2,595	0	285,083	0.00%	0.01%	24	2
31 REPUBLIKA SLOVENIJA 49 th issue	568,972	2,373	0	568,972	0.00%	0.01%	6	2
32 REPUBLIKA SLOVENIJA 38 th issue	551,326	2,300	0	551,326	0.00%	0.01%	20	1
33 REPUBLIKA SLOVENIJA 42 nd issue	497,350	2,075	0	497,350	0.00%	0.01%	49	1
34 REPUBLIKA SLOVENIJA 50 th issue	445,161	1,857	0	445,161	0.00%	0.01%	18	1
35 BANKA VIPA 4 th issue	395,351	1,649	0	0	0.00%	0.01%	20	1
36 STANOVANJSKI SKLAD RS 2 nd issue	325,275	1,357	0	325,275	0.00%	0.00%	4	1
37 REPUBLIKA SLOVENIJA 22 nd issue	278,640	1,162	0	0	0.00%	0.00%	27	1
38 NFD INVESTICIJSKO SVETOVANJE	204,795	854	0	0	0.00%	0.00%	1	1
39 HOTELI BERNARDIN	146,813	612	0	146,813	0.00%	0.00%	2	1
40 ABANKA 6 th issue	98,775	412	0	0	0.00%	0.00%	4	1
41 BTC 2 nd issue	28,380	118	0	0	0.00%	0.00%	5	1
42 ABANKA VIPA 7 th issue	0	0	0	0	0.00%	0.00%	0	0
43 BANKA CELJE 4 th issue	0	0	0	0	0.00%	0.00%	0	0
44 BANKA CELJE 5 th issue	0	0	0	0	0.00%	0.00%	0	0
45 BANKA CELJE 6 th issue, A series	0	0	0	0	0.00%	0.00%	0	0
46 BANKA CELJE 7 th issue	0	0	0	0	0.00%	0.00%	0	0
47 BANKA CELJE 8 th issue	0	0	0	0	0.00%	0.00%	0	0
48 BANKA VIPA 2 nd issue	0	0	0	0	0.00%	0.00%	0	0
49 BANKA VIPA 3 rd issue	0	0	0	0	0.00%	0.00%	0	0
50 BTC HIPOTEKARNE	0	0	0	0	0.00%	0.00%	0	0
51 DEŽELNA BANKA SLOVENIJE 3 rd issue	0	0	0	0	0.00%	0.00%	0	0
52 NLB 11 th issue	0	0	0	0	0.00%	0.00%	0	0
53 NLB 12 th issue	0	0	0	0	0.00%	0.00%	0	0
54 NLB 13 th issue	0	0	0	0	0.00%	0.00%	0	0
55 NLB 9 th issue	0	0	0	0	0.00%	0.00%	0	0
56 NOVA KBM 2 nd issue	0	0	0	0	0.00%	0.00%	0	0
57 NOVA KBM 3 rd issue, B series	0	0	0	0	0.00%	0.00%	0	0
58 NOVA KBM 5 th issue	0	0	0	0	0.00%	0.00%	0	0
59 NOVA KBM 6 th issue	0	0	0	0	0.00%	0.00%	0	0
60 REPUBLIKA SLOVENIJA 23 rd issue	0	0	0	0	0.00%	0.00%	0	0
61 REPUBLIKA SLOVENIJA 25 th issue	0	0	0	0	0.00%	0.00%	0	0
62 REPUBLIKA SLOVENIJA 33 rd issue	0	0	0	0	0.00%	0.00%	0	0
63 REPUBLIKA SLOVENIJA 36 th issue	0	0	0	0	0.00%	0.00%	0	0
64 REPUBLIKA SLOVENIJA 37 th issue	0	0	0	0	0.00%	0.00%	0	0
65 REPUBLIKA SLOVENIJA 43 rd issue	0	0	0	0	0.00%	0.00%	0	0
66 REPUBLIKA SLOVENIJA 44 th issue	0	0	0	0	0.00%	0.00%	0	0
67 REPUBLIKA SLOVENIJA 45 th issue	0	0	0	0	0.00%	0.00%	0	0
68 REPUBLIKA SLOVENIJA 52 nd issue	0	0	0	0	0.00%	0.00%	0	0
69 SKB OBVEZNICE 4 th issue, A series	0	0	0	0	0.00%	0.00%	0	0
70 SKB OBVEZNICE 4 th issue, B series	0	0	0	0	0.00%	0.00%	0	0
71 STANOVANJSKI SKLAD RS 1 st issue	0	0	0	0	0.00%	0.00%	0	0
Total official market	19,436,609,197	81,077,284	11,443,773,815	1,344,267,673	100.00%	-	1,699,913	6,374

C2) TURNOVER BY SECURITIES ON FREE MARKET IN MARCH 2005

1. Shares (1)

Issue	Total (in SIT)	Total (in EUR)	Block trades (in SIT)	Cross trades (in SIT)	Share in total turnover on free market	Share in turnover of shares	Volume in pieces	Number of bargains
Total shares	3,824,240,782	15,952,470	1,706,130,897	460,994,928	36.34%	100.00%	2,190,027	12,412
Total common shares	3,785,217,136	15,789,691	1,706,130,897	444,738,335	35.97%	98.98%	2,184,205	11,996
1 KD GROUP	543,055,378	2,265,373	524,050,000	3,299,502	5.16%	14.20%	4,767	20
2 HELIOS, DOMŽALE	368,302,673	1,536,378	227,736,000	32,307,076	3.50%	9.63%	1,580	97
3 MEDALJON	352,309,692	1,469,665	333,094,887	362,100	3.35%	9.21%	145,222	31
4 LESNINA	342,857,751	1,430,198	270,000,000	27,784,016	3.26%	8.97%	1,263	56
5 KD HOLDING	235,411,460	981,972	0	48,891,751	2.24%	6.16%	20,017	1,226
6 ZLATA MONETA II	221,112,255	922,333	174,157,200	12,437,539	2.10%	5.78%	441,967	733
7 ZVON ENA HOLDING	176,375,622	735,719	0	45,033,871	1.68%	4.61%	82,306	566
8 NFD HOLDING	143,192,866	597,306	0	42,654,732	1.36%	3.74%	168,107	1,167
9 CINKARNA CELJE	97,639,015	407,285	0	6,606,521	0.93%	2.55%	3,277	74
10 FINIRA	94,463,764	394,058	86,594,810	4,098,355	0.90%	2.47%	203,224	112
11 JUTEKS	93,384,388	389,537	0	2,911,252	0.89%	2.44%	3,259	152
12 VIPA HOLDING	93,124,040	388,449	0	245,640	0.88%	2.44%	98,595	234
13 INFOND HOLDING	90,834,740	378,898	0	6,961,633	0.86%	2.38%	96,355	681
14 ŽELEZARNA RAVNE - MONTER DRAVOGRAD	90,825,708	378,881	90,498,000	0	0.86%	2.37%	60,572	8
15 AKTIVA INVEST	61,646,001	257,145	0	15,361,500	0.59%	1.61%	2,163	521
16 TRIGLAV NALOŽBE	49,989,041	208,527	0	2,997,063	0.48%	1.31%	131,558	530
17 AKTIVA NALOŽBE	48,693,248	203,115	0	14,978,089	0.46%	1.27%	48,724	463
18 ISKRA AVTOELEKTRIKA	41,278,231	172,188	0	7,100,674	0.39%	1.08%	4,733	56
19 ZVON DVA HOLDING	38,458,725	160,424	0	4,843,672	0.37%	1.01%	84,064	615
20 ETRA 33	35,723,226	149,017	0	4,720,186	0.34%	0.93%	368	42
21 LIP BLEĐ	34,306,317	143,106	0	9,813,507	0.33%	0.90%	25,267	42
22 SLOVENIJALES	33,246,700	138,686	0	806,000	0.32%	0.87%	2,555	64
23 MAKSIMA HOLDING	30,809,025	128,515	0	1,186,881	0.29%	0.81%	33,235	549
24 MERCATA	29,188,474	121,748	0	24,042,311	0.28%	0.76%	69,574	116
25 GOZDNO GOSPODARSTVO BLEĐ	28,110,190	117,262	0	26,343,082	0.27%	0.74%	13,055	11
26 TRIGLAV, FINANČNA DRUŽBA	26,550,102	110,748	0	4,278,011	0.25%	0.69%	23,087	504
27 MAKSIMA INVEST	24,810,820	103,492	0	1,279,301	0.24%	0.65%	52,522	500
28 INFOND HOLDING 1	21,555,554	89,916	0	3,076,905	0.20%	0.56%	36,558	589
29 INTERTRADE ITS	21,418,000	89,340	0	18,788,000	0.20%	0.56%	10,709	101
30 ARKADA HOLDING	19,369,961	80,798	0	3,060,810	0.18%	0.51%	19,584	131
31 MIP	19,122,854	79,767	0	5,692,651	0.18%	0.50%	7,865	58
32 POM-INVEST	17,987,508	75,032	0	7,715,447	0.17%	0.47%	21,208	169
33 BELINKA	16,114,516	67,221	0	14,296,801	0.15%	0.42%	2,715	17
34 KS2 NALOŽBE	14,281,773	59,574	0	669,773	0.14%	0.37%	35,704	211
35 TOSAMA	14,087,650	58,765	0	3,035,985	0.13%	0.37%	1,177	47
36 JADRAN	11,909,737	49,681	0	124,200	0.11%	0.31%	2,595	12
37 LIV POSTOJNA	11,881,250	49,561	0	0	0.11%	0.31%	699	12
38 SATURNUS EMBALAŽA	11,802,293	49,231	0	2,376,594	0.11%	0.31%	276	24
39 PLAMA - PUR	11,180,440	46,637	0	86,520	0.11%	0.29%	3,482	16
40 RTC KRVAVEC	10,163,520	42,395	0	9,688,140	0.10%	0.27%	10,266	3
41 MELAMIN	9,794,377	40,855	0	58,637	0.09%	0.26%	1,790	21
42 CETIS	9,268,930	38,664	0	114,030	0.09%	0.24%	214	22
43 UNIT-AS LJUBLJANA	8,441,683	35,214	0	0	0.08%	0.22%	1,871	12
44 TEKSTINA	7,796,652	32,522	0	3,401,546	0.07%	0.20%	27,732	37
45 POM-NALOŽBE	7,677,991	32,027	0	0	0.07%	0.20%	19,972	173
46 VIZIJA HOLDING	7,128,800	29,737	0	0	0.07%	0.19%	10,184	95
47 MODRA LINIJA HOLDING	6,849,854	28,573	0	2,121,664	0.07%	0.18%	7,433	116
48 TRDNJAVA HOLDING	6,597,247	27,519	0	820,132	0.06%	0.17%	21,611	63
49 HRAM HOLDING	6,197,922	25,853	0	475,744	0.06%	0.16%	17,348	81
50 VIZIJA HOLDING ENA	6,073,200	25,333	0	0	0.06%	0.16%	10,122	97
51 NIKO	4,992,900	20,827	0	1,600,000	0.05%	0.13%	158	12
52 SWATY	4,944,000	20,622	0	0	0.05%	0.13%	412	1
53 AGROKOMBINAT MARIBOR	4,092,555	17,071	0	1,353,267	0.04%	0.11%	4,448	55
54 GORENJSKI TISK	3,952,850	16,489	0	0	0.04%	0.10%	1,263	9
55 HOTELI PALACE	3,922,275	16,361	0	237,600	0.04%	0.10%	2,610	26
56 TRDNJAVA I HOLDING	3,829,635	15,974	0	112,710	0.04%	0.10%	11,907	23
57 M1	3,753,726	15,658	0	61,196	0.04%	0.10%	8,489	86
58 AKTIVA AVANT	3,721,501	15,524	0	811,800	0.04%	0.10%	8,270	95
59 CERTIUS INVEST	3,666,400	15,294	0	737,600	0.03%	0.10%	9,166	54
60 COLOR	3,577,578	14,923	0	0	0.03%	0.09%	1,381	10
61 IMP ČRPALKE LJUBLJANA	3,375,000	14,078	0	2,498,400	0.03%	0.09%	1,875	19
62 GEA TOVARNA OLJA	3,288,599	13,718	0	0	0.03%	0.09%	3,287	8
63 DZS	2,750,867	11,475	0	690,417	0.03%	0.07%	465	7
64 MARINA PORTOROŽ	2,592,000	10,812	0	1,584,000	0.02%	0.07%	288	7
65 KRONA HOLDING	2,583,124	10,775	0	709,324	0.02%	0.07%	5,740	24
66 VELANA	2,420,865	10,098	0	0	0.02%	0.06%	3,968	17
67 IMP KLIMAT	2,115,878	8,826	0	0	0.02%	0.06%	954	4
68 JATA EMONA	2,111,739	8,809	0	530,630	0.02%	0.06%	2,226	13
69 UNITAS, LJUBLJANA	2,080,650	8,679	0	35,360	0.02%	0.05%	967	9
70 DANA	1,993,937	8,317	0	1,482,087	0.02%	0.05%	1,374	9

1. Shares (2)

	Issue	Total (in SIT)	Total (in EUR)	Block trades (in SIT)	Cross trades (in SIT)	Share in total turnover on free market	Share in turnover of shares	Volume in pieces	Number of bargains
71	FOND INVEST	1,980,205	8,260	0	1,088,930	0.02%	0.05%	1,733	80
72	FRUCTAL	1,801,849	7,516	0	317,773	0.02%	0.05%	1,403	28
73	L EGOLES	1,587,724	6,623	0	1,402,514	0.02%	0.04%	7,141	4
74	NAMA	1,573,800	6,565	0	0	0.01%	0.04%	757	7
75	KOŠAKI TMI	1,545,000	6,445	0	1,035,000	0.01%	0.04%	103	2
76	TOVARNA SLADKORJA ORMOŽ	1,412,859	5,894	0	0	0.01%	0.04%	147	9
77	LESNINA EMMI	1,038,984	4,334	0	65,529	0.01%	0.03%	1,435	6
78	ALPETOUR POTOVALNA AGENCIJA	1,031,958	4,305	0	888,958	0.01%	0.03%	390	6
79	MITOL SEŽANA	704,000	2,937	0	0	0.01%	0.02%	160	1
80	CAPITA	652,850	2,723	0	104,500	0.01%	0.02%	1,187	7
81	JAVOR PIVKA	637,860	2,661	0	0	0.01%	0.02%	1,053	9
82	HIDROTEHNIK	531,000	2,215	0	0	0.01%	0.01%	531	2
83	LIZ INŽENIRING	399,746	1,667	0	174,000	0.00%	0.01%	335	6
84	D HOLDING	369,520	1,541	0	0	0.00%	0.01%	1,512	20
85	CAP NALOŽBE	331,947	1,385	0	0	0.00%	0.01%	1,203	16
86	SUJAJ HRASTNIK	300,000	1,251	0	0	0.00%	0.01%	100	1
87	MK TISKARNA	250,096	1,043	0	0	0.00%	0.01%	98	1
88	GRAND HOTEL UNION	170,562	711	0	170,562	0.00%	0.00%	62	1
89	KOMPAS HOTELI	140,000	584	0	0	0.00%	0.00%	20	2
90	ZDRAVILIŠČE ROGAŠKA	106,796	446	0	0	0.00%	0.00%	628	2
91	ŽITO INTES	98,744	412	0	0	0.00%	0.00%	536	6
92	GEA COLLEGE	98,334	410	0	98,334	0.00%	0.00%	81	1
93	MEDVEŠEK PUŠNIK	71,202	297	0	0	0.00%	0.00%	4	1
94	KLASJE CELJE	64,500	269	0	0	0.00%	0.00%	160	2
95	SVILANIT KAMNIK	56,657	236	0	0	0.00%	0.00%	97	5
96	AVTOPREVOZNIŠTVO IN SERVISI	43,460	181	0	0	0.00%	0.00%	530	2
97	TERME DOBRNA	28,000	117	0	0	0.00%	0.00%	16	2
98	CREINA	18,840	79	0	0	0.00%	0.00%	4	1
99	SVILA	3,400	14	0	0	0.00%	0.00%	1,000	1
100	INLES	0	0	0	0	0.00%	0.00%	0	0
101	GORIŠKE OPEKARNE	0	0	0	0	0.00%	0.00%	0	0
102	GRADIS, GP LJUBLJANA	0	0	0	0	0.00%	0.00%	0	0
103	EGOLES	0	0	0	0	0.00%	0.00%	0	0
104	METALKA TRGOVINA	0	0	0	0	0.00%	0.00%	0	0
105	JELEN GOSTINSKO PODJETJE	0	0	0	0	0.00%	0.00%	0	0
106	INTARA	0	0	0	0	0.00%	0.00%	0	0
107	ELMO	0	0	0	0	0.00%	0.00%	0	0
108	INTERTRADE ITA	0	0	0	0	0.00%	0.00%	0	0
109	KEMA PUCONCI	0	0	0	0	0.00%	0.00%	0	0
110	UPIMO GROUP	0	0	0	0	0.00%	0.00%	0	0
111	INTEGRAL JESENICE	0	0	0	0	0.00%	0.00%	0	0
	Preferred shares	39,023,646	162,779	0	16,256,593	0.37%	1.02%	5,822	416
1	KD HOLDING	39,023,646	162,779	0	16,256,593	0.37%	1.02%	5,822	416
2	ZDRAVILIŠČE ROGAŠKA	0	0	0	0	0.00%	0.00%	0	0

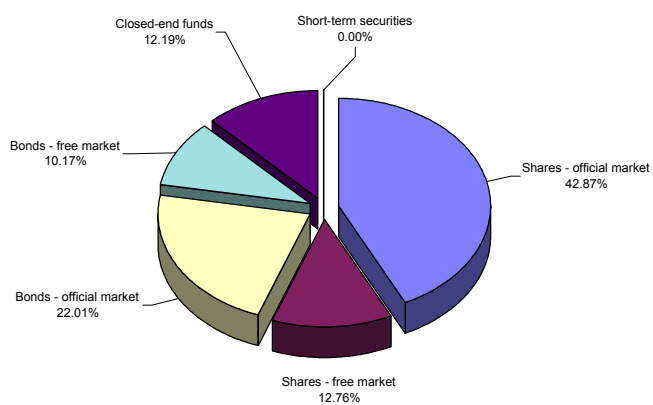
2. Bonds

Issue	Total (in SIT)	Total (in EUR)	Block trades (in SIT)	Cross trades (in SIT)	Share in total turnover on free market	Share in turnover of bonds	Volume in pieces	Number of bargains
Total bonds	3,047,434,371	12,711,909	1,016,599,262	416,403,807	28.96%	100.00%	199,776	413
1 SLOV. ODŠKODNINSKA DRUŽBA 2 nd issue	2,517,661,713	10,501,976	672,424,146	241,366,697	23.92%	82.62%	190,807	393
2 ABANKA VIPA 10 th issue	210,563,933	878,371	205,673,323	0	2.00%	6.91%	850	2
3 POSLOVNI SISTEM MERCATOR	138,501,793	577,742	138,501,793	0	1.32%	4.54%	5,596	3
4 NLB 15 th issue	136,058,000	567,569	0	136,058,000	1.29%	4.46%	1,300	1
5 BANKA ZASAVJE 3 rd issue	19,897,706	83,000	0	19,897,706	0.19%	0.65%	83	1
6 PROBANKA 6 th issue	13,668,371	57,018	0	13,668,371	0.13%	0.45%	559	5
7 PROBANKA 7 th issue	3,898,094	16,261	0	3,898,094	0.04%	0.13%	161	5
8 KD INVESTMENTS 1 st issue	3,879,237	16,183	0	0	0.04%	0.13%	300	1
9 STANOVANJSKI SKLAD 3 rd issue	1,790,585	7,469	0	0	0.02%	0.06%	20	1
10 PROBANKA 4 th issue	1,514,939	6,320	0	1,514,939	0.01%	0.05%	100	1
11 ABANKA VIPA 8 th issue	0	0	0	0	0.00%	0.00%	0	0
12 ABANKA VIPA 9 th issue	0	0	0	0	0.00%	0.00%	0	0
13 AUTOCOMMERCE 1 st issue	0	0	0	0	0.00%	0.00%	0	0
14 BANKA KOPER 4 th issue	0	0	0	0	0.00%	0.00%	0	0
15 DARS 1 st issue	0	0	0	0	0.00%	0.00%	0	0
16 DEŽELNA BANKA SLOVENIJE 4 th issue	0	0	0	0	0.00%	0.00%	0	0
17 NLB 14 th issue	0	0	0	0	0.00%	0.00%	0	0
18 NLB 7 th issue	0	0	0	0	0.00%	0.00%	0	0
19 NLB 8 th issue	0	0	0	0	0.00%	0.00%	0	0
20 POŠTNA BANKA SLOVENIJE 2 nd issue	0	0	0	0	0.00%	0.00%	0	0
21 POŠTNA BANKA SLOVENIJE 3 rd issue	0	0	0	0	0.00%	0.00%	0	0
22 POŠTNA BANKA SLOVENIJE 5 th issue	0	0	0	0	0.00%	0.00%	0	0
23 POTEZA NALOŽBE	0	0	0	0	0.00%	0.00%	0	0
24 PROBANKA 5 th issue	0	0	0	0	0.00%	0.00%	0	0
25 SIP STROJNA INDUSTRIJA 1 st issue, A series	0	0	0	0	0.00%	0.00%	0	0
26 SIP STROJNA INDUSTRIJA 1 st issue, B series	0	0	0	0	0.00%	0.00%	0	0
27 ZAVAROVALNICA TRIGLAV 1 st issue	0	0	0	0	0.00%	0.00%	0	0
Total free market (shares and bonds)	6,871,675,153	28,664,379	2,722,730,159	877,398,735	65.30%	-	2,389,803	12,825

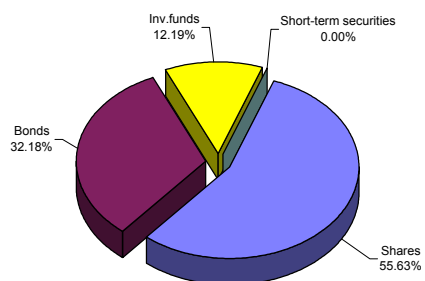
3. Investment funds

Issue	Total (in SIT)	Total EUR	(in Block trades (in SIT)	Cross trades (in SIT)	Share in total turnover on free market	Share in turnover of closed-end funds	Volume in pieces	Number of bargains
Total closed-end funds	3,651,908,425	15,233,474	1,391,614,279	445,489,238	34.70%	100.00%	10,657,879	7,382
1 TRIGLAV STEBER I, delniška ID	1,238,881,570	5,167,884	771,148,000	62,423,746	11.77%	33.92%	327,949	919
2 ZLATA MONETA I, ID	880,364,002	3,672,344	497,966,279	144,811,591	8.37%	24.11%	6,011,948	899
3 NFD 1 DELNIŠKI INVESTICIJSKI SKLAD	367,309,094	1,532,158	0	47,285,205	3.49%	10.06%	1,075,574	903
4 KD ID	328,325,210	1,369,555	0	72,076,784	3.12%	8.99%	1,464,161	1,475
5 INFOND ID	252,283,898	1,052,342	0	29,075,107	2.40%	6.91%	91,400	707
6 KRONA SENIOR	153,878,584	641,881	0	27,646,230	1.46%	4.21%	961,806	313
7 MODRA LINIJA	146,712,619	612,010	122,500,000	11,157,663	1.39%	4.02%	595,739	145
8 MAKSIMA ID	142,589,757	594,787	0	23,185,841	1.35%	3.90%	54,306	631
9 ZVON ENA ID	51,157,359	213,396	0	6,355,282	0.49%	1.40%	16,576	514
10 VIPA INVEST	46,516,554	194,037	0	12,377,868	0.44%	1.27%	21,851	275
11 INFOND ID 1	43,889,778	183,080	0	9,093,921	0.42%	1.20%	36,569	601
Short-term securities	0	0	0	0	0.00%	-	0	0
Total free market	10,523,583,578	43,897,853	4,114,344,438	1,322,887,973	100.00%	-	13,047,682	20,207
Total turnover in March 2005	29,960,192,775	124,975,137	15,558,118,253	2,667,155,646	-	-	14,747,595	26,581

Structure of turnover by securities in March 2005



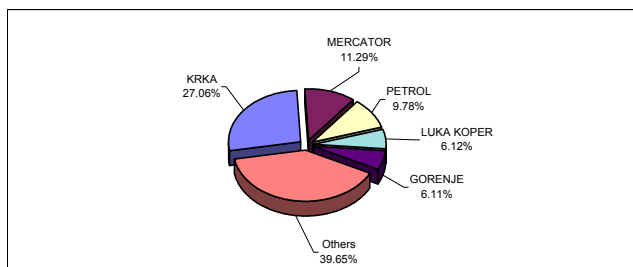
Structure of turnover by securities - all markets - March 2005



C3) MOST TRADED SECURITIES IN MARCH 2005

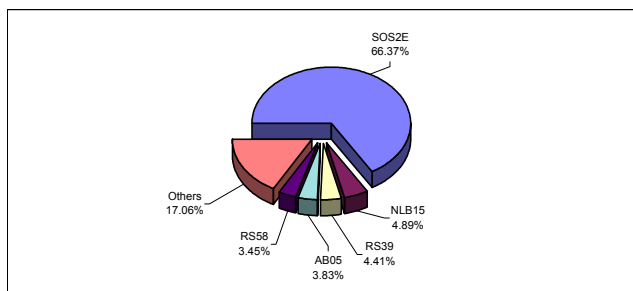
MOST TRADED SHARES

Issuer	Turnover (in SITm) - order book trades only	Market capitalisation as of 31 Mar 2005 (in SITm)	Number of bargains - order book trades only
KRKA	2,533	283,273	1,424
MERCATOR	1,057	127,696	556
PETROL	915	139,718	680
LUKA KOPER	573	56,752	410
GORENJE	572	74,816	611
Others	3,711	990,359	14,506
Total	9,361	1,672,614	18,187



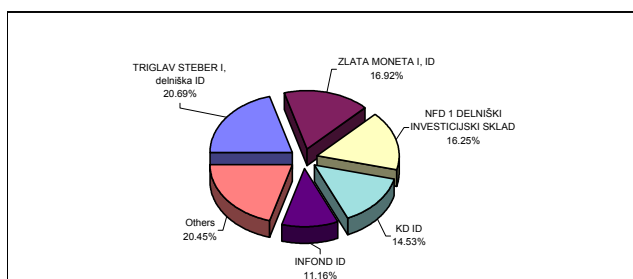
MOST TRADED BONDS

Issuer	Turnover (in SITm) - order book trades only	Market capitalisation as of 31 Mar 2005 (in SITm)	Number of bargains - order book trades only
SLOVENSKA ODŠKODNINSKA DRUŽBA 2 nd issue	1,845	138,334	387
NOVA LJUBLJANSKA BANKA 15 th issue	136	13,724	1
REPUBLIKA SLOVENIJA 39 th issue	123	23,894	342
ABANKA 5 th issue	106	2,445	1
REPUBLIKA SLOVENIJA 58 th issue	96	47,565	13
Others	474	937,138	193
Total	2,780	1,163,100	937



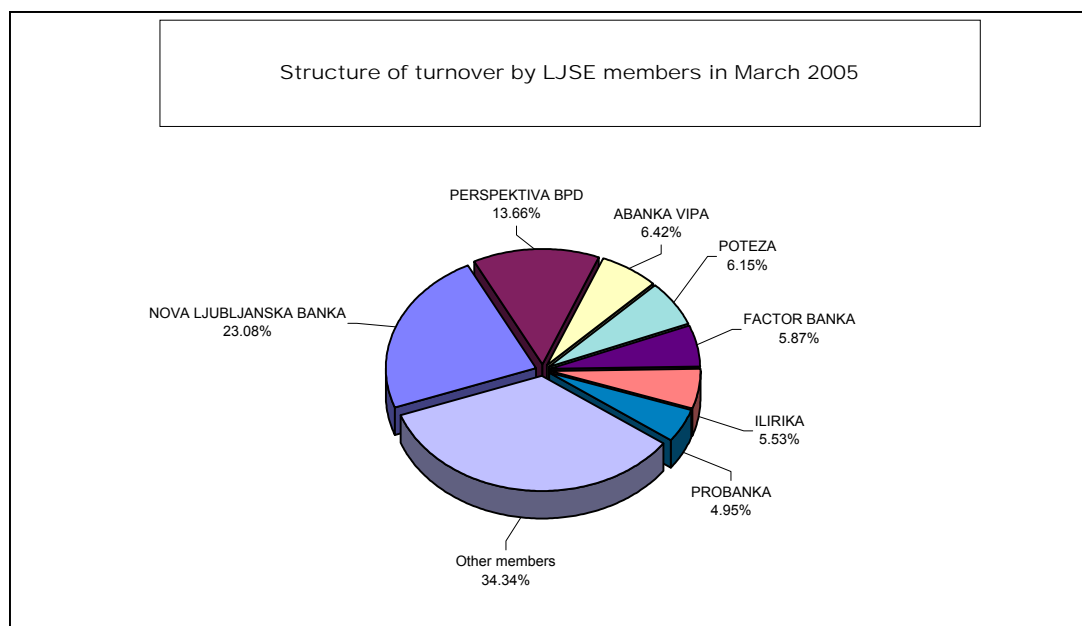
MOST TRADED INVESTMENT FUNDS

INVESTMENT FUNDS	Turnover (in SITm) - order book trades only	Market capitalisation as of 31 Mar 2005 (in SITm)	Number of bargains - order book trades only
TRIGLAV STEBER I, delniška ID	468	55,315	912
ZLATA MONETA I, ID	382	19,705	890
NFD 1 DELNIŠKI INVESTICIJSKI SKLAD	367	53,645	903
KD ID	328	21,054	1,475
INFOND ID	252	22,178	707
Others	462	59,500	2,478
Total	2,260	231,398	7,365



C4) TURNOVER BY LJSE MEMBERS IN MARCH 2005

	Member	Official market (in SIT)	Free market (in SIT)	Total (in SIT)	Share in turnover
1	NOVA LJUBLJANSKA BANKA	10,511,700,620	3,319,073,538	13,830,774,158	23.08%
2	PERSPEKTIVA BPD	7,361,664,357	824,000,494	8,185,664,852	13.66%
3	ABANKA VIPA	1,780,592,064	2,066,404,358	3,846,996,422	6.42%
4	POTEZA	1,715,376,707	1,970,973,628	3,686,350,335	6.15%
5	FACTOR BANKA	2,791,114,975	726,612,601	3,517,727,576	5.87%
6	ILIRIKA	2,157,338,932	1,154,509,485	3,311,848,417	5.53%
7	PROBANKA	1,151,919,324	1,815,215,027	2,967,134,351	4.95%
8	MARIBORSKA BPH	1,598,717,961	1,191,093,275	2,789,811,236	4.66%
9	DEŽELNA BANKA SLOVENIJE	1,484,079,241	1,280,269,649	2,764,348,890	4.61%
10	ARGONOS BPH	663,446,814	996,184,115	1,659,630,929	2.77%
11	RAIFFEISEN KREKOVA BANKA	1,200,230,901	452,081,731	1,652,312,632	2.76%
12	BANK AUSTRIA CREDITANSTALT	1,322,409,593	239,492,200	1,561,901,793	2.61%
13	HYPO ALPE-ADRIA-BANK	697,458,551	674,596,419	1,372,054,970	2.29%
14	GBD GORENJSKA BORZNO POSREDNIŠKA DRUŽBA	551,370,327	817,659,522	1,369,029,849	2.28%
15	CERTIUS BPH	402,777,866	658,615,570	1,061,393,435	1.77%
16	PUBLIKUM	375,793,107	677,244,415	1,053,037,522	1.76%
17	CELJSKA BORZNO-POSREDNIŠKA HIŠA	651,239,754	335,298,269	986,538,023	1.65%
18	PFCI	688,605,346	194,143,186	882,748,532	1.47%
19	MEDVEŠEK PUŠNIK	437,904,026	226,491,820	664,395,846	1.11%
20	BANKA KOPER	457,787,952	156,534,806	614,322,758	1.03%
21	VERITAS BH	98,003,906	353,774,278	451,778,184	0.75%
22	KD BPD	122,442,209	287,604,664	410,046,873	0.68%
23	PM&A BPD	191,689,000	188,231,335	379,920,335	0.63%
24	SKB BANKA	303,400,371	76,059,752	379,460,124	0.63%
25	MOJA DELNICA BPH	78,782,931	151,932,870	230,715,801	0.39%
26	GORENJSKA BANKA	17,308,721	130,866,662	148,175,383	0.25%
27	B P H	60,062,832	82,203,480	142,266,312	0.24%
	TOTAL	38,873,218,387	21,047,167,150	59,920,385,537	100.00%



C5) TURNOVER IN YEARS 2004 AND 2005

MONTHLY TURNOVER ON OFFICIAL MARKET

Year 2004	Number of trading days	Turnover (in SIT)		average	Number of bargains	
		per month	average per day	per bargain	per month	average per day
March	23	22,107,330,957	961,188,302	1,917,874	11,527	501
April	20	31,337,097,981	1,566,854,899	2,665,853	11,755	588
May	21	28,584,317,153	1,361,157,960	3,129,784	9,133	435
June	21	17,620,895,972	839,090,284	2,938,775	5,996	286
July	22	13,772,617,008	626,028,046	1,961,632	7,021	319
August	22	16,338,945,849	742,679,357	2,221,777	7,354	334
September	22	23,041,257,690	1,047,329,895	2,160,253	10,666	485
October	21	15,209,301,247	724,252,440	2,241,276	6,786	323
November	21	21,583,565,659	1,027,788,841	2,815,125	7,667	365
December	22	26,286,870,885	1,194,857,767	2,378,257	11,053	502
TOTAL	255	256,666,278,605			106,587	
AVERAGE 2004	21	21,388,856,550	1,006,534,426	2,408,045	8,882	418
Year 2005						
January	21	19,798,558,961	942,788,522	2,445,172	8,097	386
February	19	35,296,596,348	1,857,715,597	5,692,081	6,201	326
March	22	19,436,609,194	883,482,236	3,049,358	6,374	290
TOTAL	62	74,531,764,502			20,672	
AVERAGE 2005	21	24,843,921,501	1,202,125,234	3,605,445	6,891	333

MONTHLY TURNOVER ON FREE MARKET *

Year 2004	Number of trading days	Turnover (in SIT)		average	Number of bargains	
		per month	average per day	per bargain	per month	average per day
March	23	14,086,634,709	612,462,379	552,937	25,476	1,108
April	20	9,389,974,965	469,498,748	433,217	21,675	1,084
May	21	10,187,798,834	485,133,278	570,489	17,858	850
June	21	8,938,831,753	425,658,655	624,438	14,315	682
July	22	9,393,594,458	426,981,566	611,244	15,368	699
August	22	9,578,975,233	435,407,965	561,027	17,074	776
September	22	10,357,166,030	470,780,274	521,037	19,878	904
October	21	11,085,953,916	527,902,567	735,484	15,073	718
November	21	11,563,003,008	550,619,191	363,479	31,812	1,519
December	22	25,094,849,016	1,140,674,955	1,194,424	21,010	955
TOTAL	255	139,985,652,788			246,481	
AVERAGE 2004	21	11,665,471,066	548,963,344	567,937	20,540	967
Year 2005						
January	21	9,770,109,699	465,243,319	607,859	16,073	765
February	19	9,918,896,561	522,047,187	523,149	18,960	998
March	22	10,523,583,575	478,344,708	520,789	20,207	919
TOTAL	62	30,212,589,834			55,240	
AVERAGE 2005	21	10,070,863,278	487,299,836	546,933	18,413	891

* Includes the turnover of shares, bonds, inv.funds and short-term securities.

MONTHLY TURNOVER ON ALL MARKETS

Year 2004	Number of trading days	Turnover (in SIT)		average	Number of bargains	
		per month	average per day	per bargain	per month	average per day
March	23	36,193,965,666	1,573,650,681	978,136	37,003	1,609
April	20	40,727,072,946	2,036,353,647	1,218,279	33,430	1,672
May	21	38,772,115,987	1,846,291,237	1,436,483	26,991	1,285
June	21	26,559,727,725	1,264,748,939	1,307,652	20,311	967
July	22	23,166,211,466	1,053,009,612	1,034,714	22,389	1,018
August	22	25,917,921,083	1,178,087,322	1,060,992	24,428	1,110
September	22	33,398,423,720	1,518,110,169	1,093,453	30,544	1,388
October	21	26,295,255,164	1,252,155,008	1,202,949	21,859	1,041
November	21	33,146,568,666	1,578,408,032	839,600	39,479	1,880
December	22	51,381,719,901	2,335,532,723	1,602,524	32,063	1,457
TOTAL	255	396,651,931,393			353,068	
AVERAGE 2004	21	33,054,327,616	1,555,497,770	1,123,443	29,422	1,385
Year 2005						
January	21	29,568,668,659	1,408,031,841	1,223,362	24,170	1,151
February	19	45,215,492,908	2,379,762,785	1,797,047	25,161	1,324
March	22	29,960,192,769	1,361,826,944	1,127,128	26,581	1,208
TOTAL	62	104,744,354,337			75,912	
AVERAGE 2005	21	34,914,784,779	1,689,425,070	1,379,813	25,304	1,224

TURNOVER BY SECURITIES ON ALL MARKETS OF LJUBLJANA STOCK EXCHANGE IN YEARS 1996 - 2004

Total turnover and number of bargains

Year	Number of trading days	Turnover (in SIT)		average	Number of bargains	
		per year	average per day	per bargain	per year	average per day
2005	62	104,744,354,337	1,689,425,070	1,379,813	75,912	1,224
2004	255	396,651,931,393	1,555,497,770	1,123,443	353,068	1,385
2003	249	340,236,695,283	1,366,412,431	995,420	341,802	1,373
2002	247	481,040,836,708	1,947,533,752	1,062,358	452,805	1,833
2001	247	348,643,571,200	1,411,512,434	1,088,977	320,157	1,296
2000	249	269,617,104,598	1,082,799,617	679,818	396,602	1,593
1999	254	265,671,058,734	1,045,949,050	594,292	447,038	1,760
1998	252	173,374,959,032	687,995,869	729,680	237,604	943
1997	249	108,296,251,892	434,924,706	771,594	140,354	564
1996	240	87,004,346,423	362,518,110	662,875	131,253	547

Average turnover and number of bargains

Year	Turnover (in SIT)			Number of bargains	
	per month	per day	per bargain	per month	per day
2005	34,914,784,779	1,689,425,070	1,379,813	25,304	1,224
2004	33,054,327,616	1,555,497,770	1,123,443	29,422	1,385
2003	28,353,057,940	1,366,412,431	995,420	28,484	1,373
2002	40,086,736,392	1,947,533,752	1,062,358	37,734	1,833
2001	29,053,630,933	1,411,512,434	1,088,977	26,680	1,296
2000	22,468,092,050	1,082,799,617	679,818	33,050	1,593
1999	22,139,254,895	1,045,949,050	594,292	37,253	1,760
1998	14,447,913,253	687,995,869	729,680	19,800	943
1997	9,024,687,658	434,924,706	771,594	11,696	564
1996	7,250,362,202	362,518,110	662,875	10,938	547

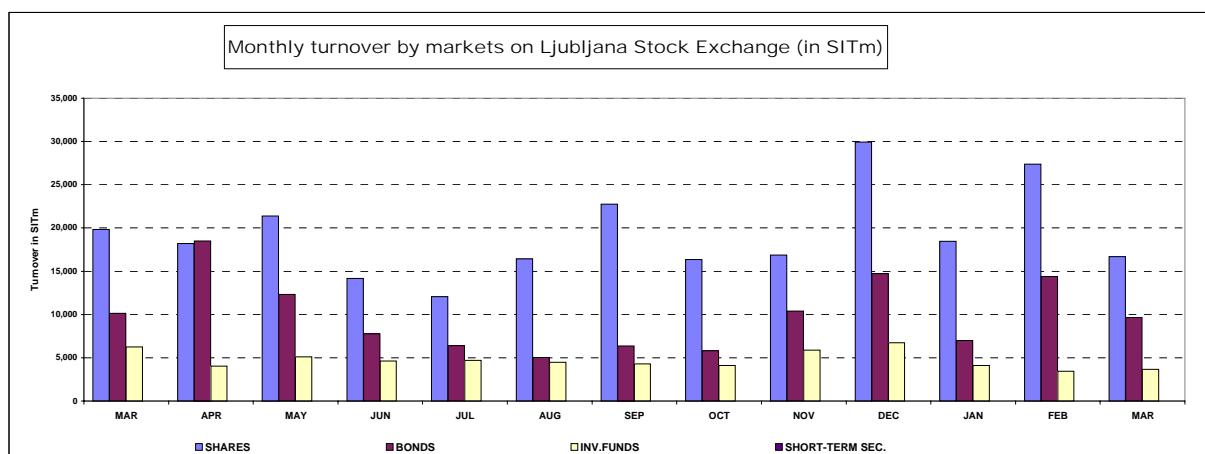
STRUCTURE OF TURNOVER

MONTHLY TURNOVER BY MARKETS ON LJUBLJANA STOCK EXCHANGE (in SIT)

YEAR 2004	OFFICIAL MARKET		FREE MARKET		AUTHORISED CLOSED-END FUNDS	CLOSED-END FUNDS	SHORT-TERM SECURITIES	TOTAL
	SHARES	BONDS	SHARES	BONDS				
March	13,940,630,014	8,166,700,943	5,888,510,038	1,961,703,646	1,415,755,465	4,820,665,560	0	36,193,965,662
April	14,080,622,204	17,256,575,777	4,136,457,868	1,227,216,741	338,293,187	3,688,007,169	0	40,727,072,944
May	17,516,930,094	11,067,387,059	3,858,634,120	1,235,366,339	119,782,341	4,974,016,034	0	38,772,115,984
June	11,372,100,788	6,248,795,184	2,791,532,951	1,526,374,080	132,584,610	4,488,340,112	0	26,559,727,725
July	9,236,795,958	4,535,821,050	2,824,991,655	1,872,427,868	424,708,999	4,271,465,936	0	23,166,211,466
August	13,658,292,431	2,680,653,419	2,761,443,286	2,338,663,056	401,844,354	4,077,024,537	0	25,917,921,083
September	18,713,368,310	4,327,889,380	4,042,792,792	2,036,874,461	37,096,342	4,240,402,434	0	33,398,423,720
October	10,933,000,164	4,276,301,084	5,428,061,291	1,540,058,981	32,086,790	4,085,746,855	0	26,295,255,164
November	12,583,163,104	9,000,402,555	4,299,247,681	1,396,047,175		5,867,708,152	0	33,146,568,666
December	16,208,743,903	10,078,126,982	13,730,861,241	4,633,186,258		6,730,801,518	0	51,381,719,901
TOTAL 2004	165,968,964,279	90,697,314,326	57,134,049,726	22,887,047,321	4,570,959,191	55,393,596,550	0	396,651,931,393
Year 2005								
January	15,501,544,573	4,297,014,388	2,968,018,532	2,691,184,376		4,110,906,796		29,568,668,665
February	25,111,478,460	10,185,117,887	2,262,235,531	4,219,858,522		3,436,802,507		45,215,492,908
March	12,843,323,706	6,593,285,488	3,824,240,780	3,047,434,371		3,651,908,424		29,960,192,769
Total 2005	53,456,346,739	21,075,417,763	9,054,494,843	9,958,477,270	0	11,199,617,727	0	104,744,354,342

MONTHLY TURNOVER BY SECURITIES ON LJUBLJANA STOCK EXCHANGE (in SIT)

YEAR 2004	SHARES	BONDS	INVESTMENT FUNDS	SHORT-TERM SECURITIES	TOTAL
March	19,829,140,052	10,128,404,589	6,236,421,025	0	36,193,965,662
April	18,216,980,072	18,483,792,518	4,026,300,356	0	40,727,072,944
May	21,375,564,214	12,302,753,398	5,093,798,375	0	38,772,115,984
June	14,163,633,738	7,775,169,264	4,620,924,722	0	26,559,727,725
July	12,061,787,612	6,408,248,919	4,696,174,935	0	23,166,211,466
August	16,419,735,716	5,019,316,475	4,478,868,891	0	25,917,921,083
September	22,756,161,102	6,364,763,841	4,277,498,777	0	33,398,423,720
October	16,361,061,455	5,816,360,065	4,117,833,645	0	26,295,255,164
November	16,882,410,785	10,396,449,730	5,867,708,152	0	33,146,568,666
December	29,939,605,144	14,711,313,240	6,730,801,518	0	51,381,719,901
TOTAL 2004	188,006,079,890	97,406,572,038	50,146,330,395	0	335,558,982,313
Year 2005					
January	18,469,563,105	6,988,198,764	4,110,906,796	0	29,568,668,665 SIT
February	27,373,713,992	14,404,976,410	3,436,802,507	0	45,215,492,908 SIT
March	16,667,564,486	9,640,719,859	3,651,908,424	0	29,960,192,769 SIT
Total 2005	62,510,841,583	31,033,895,033	11,199,617,727	0	104,744,354,342 SIT



D) MARKET CAPITALISATION

MARKET CAPITALISATION - OFFICIAL MARKET (in SIT)

	31 Mar 2004	31 Dec 2004	28 Feb 2005	31 Mar 2005	Index 31 Mar 2005 / 28 Feb 2005	Index 31 Mar 2005 / 31 Mar 2004	Index 31 Mar 2005 / 31 Mar 2004	Share
SHARES	1,100,990,519,023	1,232,947,810,739	1,246,945,215,955	1,199,491,967,595	96	97	109	56.32%
Banks	2,619,468,000	2,560,000,000	2,700,000,000	2,760,000,000	102	108	103	0.23%
Companies	1,098,371,051,023	1,230,387,810,739	1,244,245,215,955	1,196,731,967,595	96	97	113	99.77%
BONDS	752,473,326,603	891,837,016,901	916,982,928,166	930,263,379,226	101	104	122	43.68%
State	632,089,452,068	757,866,753,249	794,690,288,480	808,087,601,963	102	107	126	86.87%
Banks	102,465,752,237	116,709,266,668	105,463,889,980	105,340,415,497	100	90	103	11.32%
Companies	17,918,122,298	17,260,996,984	16,828,749,706	16,835,361,766	100	98	94	1.81%
TOTAL	1,853,463,845,626	2,124,784,827,640	2,163,928,144,121	2,129,755,346,822	98	100	117	100.00%

MARKET CAPITALISATION - FREE MARKET (in SIT)

	31 Mar 2004	31 Dec 2004	28 Feb 2005	31 Mar 2005	Index 31 Mar 2005 / 28 Feb 2005	Index 31 Mar 2005 / 31 Mar 2004	Index 31 Mar 2005 / 31 Mar 2004	Share
SHARES	429,131,659,313	472,880,948,071	484,437,331,867	473,121,772,490	98	100	110	50.47%
Companies	429,131,659,313	472,880,948,071	484,437,331,867	473,121,772,490	98	100	110	100.00%
BONDS	161,408,327,361	214,735,283,245	228,002,176,375	232,836,561,146	102	108	144	24.84%
State	134,390,068,738	150,803,342,977	140,058,700,067	140,126,316,621	100	93	104	60.18%
Banks	23,088,286,499	50,774,141,280	50,979,314,700	56,063,794,002	110	110	243	24.08%
Companies	3,929,972,125	5,965,514,987	29,771,670,608	29,454,607,523	99	494	749	12.65%
Insurance companies	-	7,192,284,000	7,192,491,000	7,191,843,000	100	-	-	3.09%
CLOSED-END FUNDS	203,636,017,284	237,376,322,682	240,353,375,807	231,398,077,822	96	97	114	24.69%
AUTH. CLOSED-END FUNDS	20,851,111,889	-	-	-	-	-	-	-
TOTAL *	794,176,003,958	924,992,553,998	952,792,884,049	937,356,411,459	98	101	118	100.00%

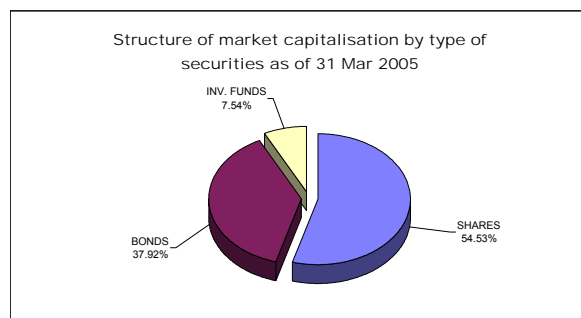
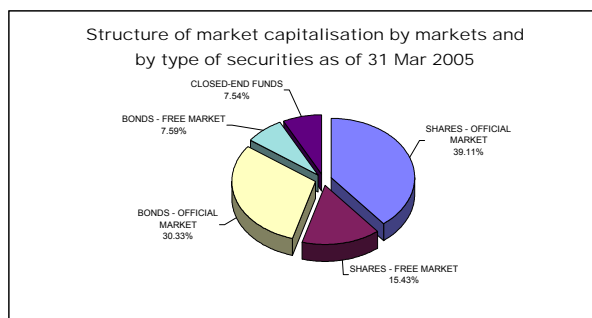
TOTAL SHARES	1,530,122,178,336	1,705,828,758,811	1,731,382,547,822	1,672,613,740,086	97	98	109	54.53%
TOTAL BONDS	913,881,653,964	1,106,572,300,145	1,144,985,104,541	1,163,099,940,372	102	105	127	37.92%
INVESTMENT FUNDS	224,487,129,173	237,376,322,682	240,353,375,807	231,398,077,822	96	97	103	7.54%
TOTAL CAPITALISATION ON LJSE *	2,668,490,961,473	3,049,777,381,638	3,116,721,028,170	3,067,111,758,281	98	101	115	100.00%

* investment funds are included in market capitalisation

On 31 Mar 2005, the total market capitalisation of all shares traded, without investment funds, on the Ljubljana Stock Exchange (SIT 1,672.6 billion) corresponded to 27.0% of GDP in 2004 - SIT 6,191 billion (at current prices; as reported by the Statistical Office of the Republic of Slovenia).

EXCHANGE RATES:

1USD= 194.8098 SIT as of 31 Mar 2004	1USD=176.2427 SIT as of 31 Dec 2004	1USD=182.2083 SIT as of 28 Feb 2005	1USD=185.204 SIT as of 31 Mar 2005
1EUR=237.9602 SIT as of 31 Mar 2004	1EUR=239.7430 SIT as of 31 Dec 2004	1EUR=239.7497 SIT as of 28 Feb 2005	1EUR=239.7281 SIT as of 31 Mar 2005



D1) MARKET CAPITALISATION OF SHARES - OFFICIAL MARKET

Issue	Number of shares traded	Number of issued shares	Share of traded shares	Price as of 31 Mar 2005	Market capitalisation as of 31 Mar 2005 (in SIT)	Market capitalisation as of 31 Mar 2005 (in EUR)	Market capitalisation as of 31 Mar 2005 (in USD)
Common shares	-	-	-	-	1,196,731,967,595	4,992,038,762	6,461,696,117
1 KRKA	3,542,612	3,542,612	100.00%	79,962 SIT	283,273,100,830	1,181,643,290	1,529,519,345
2 PETROL	2,086,301	2,086,301	100.00%	66,969 SIT	139,718,180,148	582,819,370	754,401,526
3 MERCATOR	3,208,504	3,208,504	100.00%	39,799 SIT	127,695,635,716	532,668,618	689,486,381
4 SAVA	2,006,987	2,006,987	100.00%	45,066 SIT	90,446,615,234	377,288,333	488,362,105
5 GORENJE	12,200,000	12,200,000	100.00%	6,132 SIT	74,815,890,000	312,086,443	403,964,763
6 PIVOVARNA LAŠKO	8,747,652	8,747,652	100.00%	7,442 SIT	65,103,350,292	271,571,628	351,522,377
7 LUKA KOPER	7,140,000	7,140,000	100.00%	7,948 SIT	56,752,147,200	236,735,482	306,430,462
8 INTEREUROPA	7,902,413	7,902,413	100.00%	6,936 SIT	54,810,820,471	228,637,446	295,948,362
9 MERKUR	1,214,585	1,214,585	100.00%	41,000 SIT	49,797,851,396	207,726,384	268,881,079
10 ISTRABENZ	5,180,000	5,180,000	100.00%	9,451 SIT	48,956,801,600	204,218,035	264,339,872
11 PIVOVARNA UNION	451,114	451,114	100.00%	55,000 SIT	24,811,270,000	103,497,546	133,967,247
12 AERODROM	1,936,229	1,936,229	100.00%	12,214 SIT	23,648,132,892	98,645,644	127,686,945
13 TERME ČATEŽ	597,916	597,916	100.00%	39,500 SIT	23,617,580,354	98,518,198	127,521,978
14 DROGA PORTOROŽ	282,768	282,768	100.00%	82,361 SIT	23,288,970,418	97,147,437	125,747,664
15 DELO	667,464	667,464	100.00%	28,645 SIT	19,119,379,462	79,754,436	103,234,161
16 KOLINSKA	3,166,992	3,169,525	99.92%	5,750 SIT	18,210,204,000	75,961,909	98,325,112
17 SALUS	134,980	134,980	100.00%	128,500 SIT	17,344,930,000	72,352,511	93,653,107
18 ETOL	254,619	254,619	100.00%	51,700 SIT	13,163,802,300	54,911,386	71,077,311
19 ŽITO	353,715	353,715	100.00%	34,999 SIT	12,379,671,285	51,640,468	66,843,434
20 RADENSKA	5,061,856	5,061,856	100.00%	1,997 SIT	10,109,943,752	42,172,544	54,588,150
21 COMET	1,700,688	1,700,688	100.00%	2,620 SIT	4,456,210,725	18,588,604	24,061,093
22 KOMPAS MTS	2,973,005	2,973,005	100.00%	1,440 SIT	4,281,127,200	17,858,262	23,115,738
23 MLINOTEST	2,389,177	2,389,177	100.00%	1,767 SIT	4,221,675,759	17,610,267	22,794,733
24 DELO PRODAJA	593,549	593,549	100.00%	6,099 SIT	3,619,948,512	15,100,226	19,545,736
25 EMONA OBALA KOPER	1,741,456	1,741,456	100.00%	900 SIT	1,567,310,400	6,537,867	8,462,616
26 GEODETSKI ZAVOD SLOVENIJE	379,820	379,820	100.00%	2,300 SIT	873,586,000	3,644,070	4,716,885
27 NIKA	186,695	186,695	100.00%	3,470 SIT	647,831,650	2,702,360	3,497,936
Preferred shares	-	-	-	-	2,760,000,000	11,513,043	14,902,486
1 PROBANKA	400,000	400,000	100.00%	6,900 SIT	2,760,000,000	11,513,043	14,902,486
TOTAL SHARES	-	-	-	-	1,199,491,967,595	5,003,551,806	6,476,598,603

EXCHANGE RATES		
1 USD=	185.204	SIT as of 31 Mar 2005
1 EUR=	239.7281	SIT as of 31 Mar 2005

MARKET CAPITALISATION OF SHARES - FREE MARKET

Issue	Number of shares traded	Number of issued shares	Share of traded shares	Price as of 31 Mar 2005	Market capitalisation as of 31 Mar 2005 (in SIT)	Market capitalisation as of 31 Mar 2005 (in EUR)	Market capitalisation as of 31 Mar 2005 (in USD)
Common shares	-	-	-	-	471,300,287,872	1,965,978,489	2,544,763,007
1 HELIOS, DOMŽALE	219,861	219,861	100.00%	233,000 SIT	51,227,613,000	213,690,481	276,601,008
2 NFD HOLDING	31,859,997	31,859,997	100.00%	861 SIT	27,419,669,216	114,378,203	148,051,172
3 ZVON ENA HOLDING	11,520,720	11,520,720	100.00%	2,083 SIT	24,002,959,291	100,125,765	129,602,813
4 CINKARNA CELJE	812,477	814,626	99.74%	29,049 SIT	23,601,327,507	98,450,401	127,434,221
5 AKTIVA INVEST	815,773	815,773	100.00%	28,509 SIT	23,257,084,558	97,014,428	125,575,498
6 KD GROUP	186,436	186,436	100.00%	116,500 SIT	21,719,794,000	90,601,786	117,274,972
7 LESNINA	76,495	76,495	100.00%	282,000 SIT	21,571,590,000	89,983,569	116,474,752
8 JUTEKS	641,432	641,432	100.00%	27,096 SIT	17,380,132,429	72,499,354	93,843,181
9 BELINKA	2,702,532	2,702,532	100.00%	6,398 SIT	17,290,529,483	72,125,585	93,359,374
10 KD HOLDING	1,373,534	1,373,534	100.00%	11,826 SIT	16,242,891,141	67,755,474	87,702,702
11 INFOND HOLDING	16,833,414	16,833,414	100.00%	953 SIT	16,039,550,196	66,907,259	86,604,772
12 ISKRA AVTOELEKTRIKA	1,608,313	1,608,313	100.00%	8,985 SIT	14,450,531,474	60,278,839	78,024,943
13 AKTIVA NALOŽBE	13,591,508	13,591,508	100.00%	1,000 SIT	13,591,508,000	56,695,515	73,386,687
14 DZS	1,429,368	1,686,384	84.76%	5,901 SIT	8,434,700,568	35,184,447	45,542,756
15 CETIS	200,000	220,642	90.64%	38,010 SIT	7,602,000,000	31,710,926	41,046,630
16 TRIGLAV, FINANČNA DRUŽBA	6,356,989	6,356,989	100.00%	1,150 SIT	7,310,537,350	30,495,121	39,472,891
17 VIPA HOLDING	7,347,565	7,347,565	100.00%	920 SIT	6,759,759,800	28,197,611	36,498,995
18 ARKADA HOLDING	6,640,325	6,640,325	100.00%	990 SIT	6,573,921,750	27,422,408	35,495,571
19 ZVON DVA HOLDING	14,120,934	14,120,934	100.00%	463 SIT	6,540,251,791	27,281,957	35,313,772
20 MAKSIMA HOLDING	6,399,850	6,399,850	100.00%	957 SIT	6,122,608,498	25,539,803	33,058,727
21 TRIGLAV NALOŽBE	13,182,366	13,182,366	100.00%	380 SIT	5,009,299,080	20,895,753	27,047,467
22 GRAND HOTEL UNION	1,814,613	1,814,613	100.00%	2,751 SIT	4,992,000,363	20,823,593	26,954,063
23 TOVARNA SLADKORJA ORMOŽ	497,163	497,163	100.00%	9,699 SIT	4,822,152,972	20,115,093	26,036,981
24 ETRA 33	45,423	45,423	100.00%	103,999 SIT	4,723,946,577	19,705,435	25,506,720
25 MEDALJON	1,734,000	1,734,000	100.00%	2,619 SIT	4,541,380,680	18,943,881	24,520,964
26 KS2 NALOŽBE	10,911,340	10,911,340	100.00%	400 SIT	4,364,536,000	18,206,193	23,566,100
27 ZLATA MONETA II	8,232,861	8,232,861	100.00%	468 SIT	3,855,860,449	16,084,307	20,819,531
28 HOTELI PALACE	2,346,102	2,346,102	100.00%	1,575 SIT	3,694,524,125	15,411,310	19,948,404
29 SLOVENJALES	273,604	273,604	100.00%	12,973 SIT	3,549,390,819	14,805,902	19,164,763
30 GORENJSKI TISK	1,070,328	1,070,328	100.00%	3,263 SIT	3,492,619,407	14,569,086	18,858,229
31 SATURNUS EMBALAŽA	84,064	85,929	97.83%	41,477 SIT	3,486,715,803	14,544,460	18,826,353
32 SWATY	288,940	288,940	100.00%	12,000 SIT	3,467,280,000	14,463,386	18,721,410
33 TOSAMA	295,670	295,670	100.00%	11,575 SIT	3,422,303,376	14,275,771	18,478,561
34 MAKSIMA INVEST	7,451,949	7,451,949	100.00%	458 SIT	3,409,490,226	14,222,322	18,409,377
35 MIP	1,478,742	1,478,742	100.00%	2,302 SIT	3,404,226,746	14,200,366	18,380,957
36 MITOL SEŽANA	770,509	770,509	100.00%	4,400 SIT	3,390,239,600	14,142,020	18,305,434
37 JATA EMONA	3,197,534	3,197,534	100.00%	1,000 SIT	3,197,534,000	13,338,169	17,264,929
38 FRUCTAL	2,504,151	2,505,613	99.94%	1,252 SIT	3,133,944,977	13,072,915	16,921,584
39 MARINA PORTOROŽ	313,932	313,932	100.00%	9,000 SIT	2,825,388,000	11,785,802	15,255,545
40 LIV POSTOJNA	161,600	161,600	100.00%	17,000 SIT	2,747,200,000	11,459,649	14,833,373
41 LIP BLEĐ	1,942,454	1,942,454	100.00%	1,350 SIT	2,622,312,900	10,938,696	14,159,051
42 INTERTRADE ITS	1,260,000	1,260,000	100.00%	2,000 SIT	2,520,000,000	10,511,909	13,606,618
43 COLOR	950,391	950,391	100.00%	2,500 SIT	2,375,977,500	9,911,135	12,828,975
44 INFOND HOLDING 1	3,777,004	3,777,004	100.00%	603 SIT	2,277,080,172	9,498,595	12,294,984
45 PLAMA - PUR	686,798	686,798	100.00%	3,300 SIT	2,266,433,400	9,454,183	12,237,497
46 NAMA	953,752	953,752	100.00%	2,200 SIT	2,098,254,400	8,752,643	11,329,423
47 MELAMIN	349,913	349,913	100.00%	5,500 SIT	1,924,521,500	8,027,935	10,391,360
48 POM-INVEST	2,241,983	2,241,983	100.00%	836 SIT	1,874,634,085	7,819,835	10,121,996
49 MODRA LINIJA HOLDING	1,882,991	1,882,991	100.00%	929 SIT	1,748,884,381	7,295,283	9,443,016
50 VIZIJA HOLDING	2,277,503	2,277,503	100.00%	700 SIT	1,594,252,100	6,650,251	8,608,087
51 HRAM HOLDING	4,346,667	4,346,667	100.00%	352 SIT	1,530,026,784	6,382,342	8,261,305
52 MEDVEŠEK PUŠNIK	80,000	80,000	100.00%	17,801 SIT	1,424,040,000	5,940,230	7,689,035
53 AKTIVA AVANT	2,951,872	2,951,872	100.00%	450 SIT	1,328,342,400	5,541,038	7,172,320
54 KEMA PUCONCI	217,346	217,346	100.00%	5,900 SIT	1,282,341,400	5,349,149	6,923,940
55 VIZIJA HOLDING ENA	2,129,725	2,129,725	100.00%	600 SIT	1,277,835,000	5,330,351	6,899,608
56 GEA TOVARNA OLJA	1,254,960	1,254,960	100.00%	1,000 SIT	1,254,960,000	5,234,931	6,776,096
57 CERTIUS INVEST	3,091,062	3,091,062	100.00%	400 SIT	1,236,424,800	5,157,613	6,676,016
58 TERME DOBRNA	682,010	692,542	98.48%	1,750 SIT	1,193,517,500	4,978,630	6,444,340

Issue	Number of shares traded	Number of issued shares	Share of traded shares	Price as of 31 Mar 2005	Market capitalisation as of 31 Mar 2005 (in SIT)	Market capitalisation as of 31 Mar 2005 (in EUR)	Market capitalisation as of 31 Mar 2005 (in USD)
59 GOZDNO GOSPODARSTVO BLEĐ	611,900	611,900	100.00%	1,950 SIT	1,192,899,050	4,976,050	6,441,000
60 NIKO	35,875	35,875	100.00%	32,500 SIT	1,165,937,500	4,863,583	6,295,423
61 M1	2,681,638	2,681,638	100.00%	434 SIT	1,163,348,197	4,852,782	6,281,442
62 RTC KRVAVEC	1,155,734	1,155,734	100.00%	990 SIT	1,144,176,660	4,772,810	6,177,926
63 KOMPAS HOTELI	162,700	162,700	100.00%	7,000 SIT	1,138,900,000	4,750,799	6,149,435
64 MERCATA	2,891,874	2,891,874	100.00%	383 SIT	1,106,575,586	4,615,961	5,974,901
65 GORIŠKE OPEKARNE	523,634	523,634	100.00%	2,000 SIT	1,047,268,000	4,368,566	5,654,673
66 POM-NALOŽBE	2,296,500	2,296,500	100.00%	383 SIT	879,559,500	3,668,988	4,749,139
67 VELANA	1,409,645	1,409,645	100.00%	610 SIT	860,024,415	3,587,499	4,643,660
68 UNIT-AS LJUBLJANA	173,377	173,377	100.00%	4,724 SIT	818,960,130	3,416,204	4,421,935
69 TRDNJAVA HOLDING	2,593,123	2,593,123	100.00%	308 SIT	799,200,509	3,333,779	4,315,244
70 IMP KLIMAT	353,900	353,900	100.00%	2,218 SIT	785,056,370	3,274,778	4,238,874
71 JADRAN	165,302	165,302	100.00%	4,600 SIT	760,389,200	3,171,882	4,105,685
72 FINIRA	2,179,206	2,179,206	100.00%	323 SIT	704,842,389	2,940,174	3,805,762
73 INTERTRADE ITA	69,531	69,531	100.00%	9,702 SIT	674,589,762	2,813,979	3,642,415
74 JAVOR PIVKA	1,194,700	1,194,700	100.00%	562 SIT	671,959,015	2,803,005	3,628,210
75 KOŠAKI TMI	43,236	43,236	100.00%	15,000 SIT	648,540,000	2,705,315	3,501,760
76 FOND INVEST	595,241	595,241	100.00%	1,070 SIT	636,907,870	2,656,793	3,438,953
77 ALPETOUR POTOVALNA AGENCIJA	263,042	263,042	100.00%	2,400 SIT	631,300,800	2,633,403	3,408,678
78 INTARA	101,000	101,000	100.00%	6,000 SIT	606,000,000	2,527,864	3,272,068
79 IMP ČRPALKE LJUBLJANA	333,034	333,034	100.00%	1,800 SIT	599,461,200	2,500,588	3,236,762
80 INTEGRAL JESENICE	256,556	256,556	100.00%	2,280 SIT	584,947,680	2,440,046	3,158,397
81 ŽITO INTES	2,518,194	2,518,194	100.00%	230 SIT	579,436,439	2,417,057	3,128,639
82 KRONA HOLDING	1,287,121	1,287,121	100.00%	450 SIT	579,204,450	2,416,089	3,127,386
83 DANA	356,128	404,231	88.10%	1,450 SIT	516,385,600	2,154,047	2,788,199
84 LESNINA EMMI	684,037	714,827	95.69%	710 SIT	485,666,270	2,025,905	2,622,331
85 GRADIS, GP LJUBLJANA	304,750	304,750	100.00%	1,530 SIT	466,267,500	1,944,985	2,517,589
86 ELMO	708,000	708,000	100.00%	650 SIT	460,200,000	1,919,675	2,484,828
87 TEKSTINA	1,503,057	1,503,057	100.00%	290 SIT	436,517,814	1,820,887	2,356,957
88 AGROKOMBINAT MARIBOR	453,956	499,291	90.92%	900 SIT	408,560,400	1,704,266	2,206,002
89 INLES	609,005	609,005	100.00%	670 SIT	408,033,350	1,702,067	2,203,156
90 HIDROTEHNIK	384,472	384,472	100.00%	1,000 SIT	384,472,000	1,603,784	2,075,938
91 UNITAS, LJUBLJANA	173,377	173,377	100.00%	2,000 SIT	346,754,000	1,446,447	1,872,281
92 KLASJE CELJE	820,343	820,343	100.00%	420 SIT	344,544,060	1,437,229	1,860,349
93 ŽELEZARNA RAVNE - MONTER DRAVOGRAD	336,225	336,225	100.00%	1,000 SIT	336,225,000	1,402,526	1,815,431
94 GEA COLLEGE	247,930	247,930	100.00%	1,214 SIT	300,987,020	1,255,535	1,625,165
95 TRDNJAVA I HOLDING	891,750	891,750	100.00%	310 SIT	276,442,500	1,153,150	1,492,638
96 MK TISKARNA	103,954	103,954	100.00%	2,552 SIT	265,290,608	1,106,631	1,432,424
97 SVILANIT KAMNIK	408,487	410,407	99.53%	600 SIT	245,092,200	1,022,376	1,323,363
98 CREINA	48,594	48,594	100.00%	4,710 SIT	228,877,740	954,739	1,235,814
99 CAPITA	315,963	315,963	100.00%	550 SIT	173,779,650	724,903	938,315
100 D HOLDING	718,100	718,100	100.00%	236 SIT	169,327,980	706,333	914,278
101 ZDRAVILIŠČE ROGAŠKA	898,110	961,898	93.37%	170 SIT	152,678,700	636,883	824,381
102 CAP NALOŽBE	537,332	537,332	100.00%	270 SIT	145,133,373	605,408	783,641
103 METALKA TRGOVINA	1,152,048	1,152,048	100.00%	100 SIT	115,320,005	481,045	622,665
104 LIZ INŽENIRING	123,846	123,846	100.00%	820 SIT	101,553,720	423,620	548,334
105 SIJAJ HRASTNIK	26,880	26,880	100.00%	3,000 SIT	80,640,000	336,381	435,412
106 L EGOLES	206,901	206,901	100.00%	370 SIT	76,553,370	319,334	413,346
107 JELEN GOSTINSKO PODJETJE	50,849	67,798	75.00%	800 SIT	40,679,200	169,689	219,645
108 EGOLES	51,399	51,399	100.00%	555 SIT	28,526,445	118,995	154,027
109 AVTOPREVOZNIŠTVO IN SERVISI	308,696	308,696	100.00%	82 SIT	25,313,072	105,591	136,677
110 UPIMO GROUP	215,000	215,000	100.00%	10 SIT	2,150,000	8,968	11,609
Preferred shares	-	-	-	-	1,821,484,618	7,598,127	9,835,018
1 KD HOLDING	266,413	266,413	100.00%	6,806 SIT	1,813,129,618	7,563,275	9,789,905
2 ZDRAVILIŠČE ROGAŠKA	27,850	30,000	92.83%	300 SIT	8,355,000	34,852	45,112
TOTAL SHARES					473,121,772,490	1,973,576,617	2,554,598,024

EXCHANGE RATES	1 USD=	185.2040 SIT as of 31 Mar 2005
	1 EUR=	239.7281 SIT as of 31 Mar 2005

D2) MARKET CAPITALISATION OF BONDS - OFFICIAL MARKET

Issue	Number of issued bonds	Price as of 31 Mar 2005	Principal amt. as of 28 Feb 2005	Currency of denomination	Market capitalisation as of 31 Mar 2005 (in SIT)	Market capitalisation as of 31 Mar 2005 (in EUR)	Market capitalisation as of 31 Mar 2005 (in USD)
1 REPUBLIKA SLOVENIJA 57 th issue	9,000,000	107.60	10,000.00	SIT	96,840,000,000	403,957,650	522,882,875
2 REPUBLIKA SLOVENIJA 59 th issue	7,209,000	100.62	10,000.00	SIT	72,536,958,000	302,580,123	391,659,781
3 REPUBLIKA SLOVENIJA 56 th issue	5,000,000	104.55	10,000.00	SIT	52,275,000,000	218,059,543	282,256,323
4 REPUBLIKA SLOVENIJA 58 th issue	4,791,000	99.28	10,000.00	SIT	47,565,048,000	198,412,485	256,825,166
5 REPUBLIKA SLOVENIJA 51 st issue	4,447,050	104.00	10,000.00	SIT	46,249,320,000	192,924,067	249,720,956
6 REPUBLIKA SLOVENIJA 33 rd issue	248,716	148.20	511.29	EUR	45,179,161,896	188,460,017	243,942,690
7 REPUBLIKA SLOVENIJA 52 nd issue	4,000,000	107.00	10,000.00	SIT	42,800,000,000	178,535,599	231,056,521
8 REPUBLIKA SLOVENIJA 55 th issue	4,000,000	102.44	10,000.00	SIT	40,976,000,000	170,926,979	221,247,921
9 REPUBLIKA SLOVENIJA 54 th issue	3,000,000	110.70	10,000.00	SIT	33,210,000,000	138,531,945	179,315,782
10 REPUBLIKA SLOVENIJA 38 th issue	1,000,000	114.99	100.00	EUR	27,566,334,219	114,990,000	148,843,082
11 REPUBLIKA SLOVENIJA 10 th issue	5,218,961	100.00	5,018.25	SIT	26,978,476,335	112,537,814	145,668,972
12 REPUBLIKA SLOVENIJA 53 rd issue	1,000,000	108.58	100.00	EUR	26,029,677,098	108,580,000	140,545,977
13 REPUBLIKA SLOVENIJA 39 th issue	30,000,000	99.56	800.00	SIT	23,894,400,000	99,672,921	129,016,652
14 REPUBLIKA SLOVENIJA 27 th issue	1,700,000	106.50	10,000.00	SIT	18,105,000,000	75,523,061	97,757,068
15 REPUBLIKA SLOVENIJA 37 th issue	1,700,000	104.19	10,000.00	SIT	17,712,300,000	73,884,955	95,636,703
16 REPUBLIKA SLOVENIJA 21 st issue	2,000,000	98.87	8,500.00	SIT	16,807,900,000	70,112,348	90,753,439
17 REPUBLIKA SLOVENIJA 43 rd issue	1,560,000	101.50	10,000.00	SIT	15,834,000,000	66,049,829	85,494,914
18 REPUBLIKA SLOVENIJA 40 th issue	1,500,000	101.94	10,000.00	SIT	15,291,000,000	63,784,763	82,563,012
19 REPUBLIKA SLOVENIJA 50 th issue	612,818	103.16	100.00	EUR	15,155,204,114	63,218,305	81,829,788
20 REPUBLIKA SLOVENIJA 29 th issue	550,000	107.00	100.00	EUR	14,107,998,685	58,850,000	76,175,453
21 REPUBLIKA SLOVENIJA 18 th issue	500,000	108.11	100.00	EUR	12,958,502,446	54,055,000	69,968,804
22 REPUBLIKA SLOVENIJA 26 th issue	500,000	107.00	100.00	EUR	12,825,453,350	53,500,000	69,250,412
23 NLB 13 th issue	117,335	108.00	100,000.00	SIT	12,672,180,000	52,860,637	68,422,820
24 REPUBLIKA SLOVENIJA 42 nd issue	1,200,000	101.50	10,000.00	SIT	12,180,000,000	50,807,561	65,765,318
25 REPUBLIKA SLOVENIJA 41 st issue	1,200,000	101.00	10,000.00	SIT	12,120,000,000	50,557,277	65,441,351
26 REPUBLIKA SLOVENIJA 45 th issue	1,211,249	100.00	10,000.00	SIT	12,112,490,000	50,525,950	65,400,801
27 NLB 10 th issue	108,243	105.50	100,000.00	SIT	11,419,636,500	47,635,786	61,659,772
28 NLB 9 th issue	108,474	103.00	100,000.00	SIT	11,172,822,000	46,606,226	60,327,110
29 REPUBLIKA SLOVENIJA 23 rd issue	400,000	110.40	100.00	EUR	10,586,392,896	44,160,000	57,160,714
30 BTC HIPOTEKARNE	400,000	105.90	100.00	EUR	10,154,882,316	42,360,000	54,830,794
31 REPUBLIKA SLOVENIJA 25 th issue	800,000	104.01	10,000.00	SIT	8,320,800,000	34,709,323	44,927,755
32 REPUBLIKA SLOVENIJA 22 nd issue	800,000	103.20	10,000.00	SIT	8,256,000,000	34,439,017	44,577,871
33 NLB 12 th issue	80,000	102.10	100,000.00	SIT	8,168,000,000	34,071,934	44,102,719
34 REPUBLIKA SLOVENIJA 49 th issue	78,392	104.10	380.00	EUR	7,434,042,064	31,010,307	40,139,749
35 NLB 11 th issue	26,326	103.20	1,000.00	EUR	6,513,036,583	27,168,432	35,166,825
36 NOVA KBM 5 th issue	60,000	105.20	100,000.00	SIT	6,312,000,000	26,329,830	34,081,337
37 REPUBLIKA SLOVENIJA 32 nd issue	238,655	108.00	100.00	EUR	6,178,929,448	25,774,740	33,362,829
38 NOVA KBM 6 th issue	50,000	101.65	100,000.00	SIT	5,082,500,000	21,201,102	27,442,712
39 ABANKA VIPA 7 th issue	173,000	103.70	100.00	EUR	4,300,746,087	17,940,100	23,221,670
40 SKB OBVEZNICE 4 th issue, A series	38,182	103.30	100,000.00	SIT	3,944,200,600	16,452,809	21,296,520
41 ABANKA 6 th issue	135,000	103.00	100.00	EUR	3,333,419,231	13,905,000	17,998,635
42 NFD INVESTICIJSKO SVETOVANJE	16,000	101.50	135,740.00	SIT	3,282,644,541	13,693,199	17,724,480
43 REPUBLIKA SLOVENIJA 44 th issue	296,493	110.55	10,000.00	SIT	3,277,730,115	13,672,699	17,697,945
44 REPUBLIKA SLOVENIJA 31 st issue	294,768	106.01	10,000.00	SIT	3,124,835,568	13,034,916	16,872,398
45 BANKA CELJE 8 th issue	125,000	101.80	100.00	EUR	3,050,540,073	12,725,000	16,471,243
46 NLB 3 rd issue	12,000	103.00	1,000.00	EUR	2,963,039,316	12,360,000	15,998,787
47 NOVA KBM 3 rd issue, A series	20,000	106.60	100,000.00	SIT	2,712,006,336	11,312,843	14,643,346
48 ABANKA 4 th issue	100,000	102.00	100.00	EUR	2,445,226,620	10,200,000	13,202,882
49 ABANKA 5 th issue	100,000	102.00	100.00	EUR	2,445,226,620	10,200,000	13,202,882
50 BANKA CELJE 5 th issue	100,000	101.80	100.00	EUR	2,440,432,058	10,180,000	13,176,994
51 BANKA CELJE 6 th issue, A series	100,000	100.40	100.00	EUR	2,406,870,124	10,040,000	12,995,778
52 BANKA CELJE 7 th issue	100,000	100.00	100.00	EUR	2,397,281,000	10,000,000	12,944,002
53 NOVA KBM 2 nd issue	18,000	102.50	500.00	EUR	2,211,491,723	9,225,000	11,940,842
54 NOVA KBM 3 rd issue, B series	18,000		500.00	EUR	2,157,552,900	9,000,000	11,649,602
55 DEŽELNA BANKA SLOVENIJE 3 rd issue	200,000	103.00	10,000.00	SIT	2,108,663,380	8,796,063	11,385,625
56 BTC 2 nd issue	340,000	108.01	21.92	EUR	1,929,755,895	8,049,769	10,419,623
57 ABANKA 3 rd issue	70,000	100.00	100.00	EUR	1,678,096,700	7,000,000	9,060,802
58 STANOVANJSKI SKLAD RS 2 nd issue	20,000	106.02	74,339.48	SIT	1,626,584,428	6,785,122	8,782,664
59 REPUBLIKA SLOVENIJA 48 th issue	60,000	105.20	100.00	EUR	1,513,163,767	6,312,000	8,170,254
60 HOTELI BERNARDIN	20,000	103.10	296.99	EUR	1,468,079,014	6,123,934	7,926,821
61 SKB OBVEZNICE 4 th issue, B series	11,818	97.30	500.00	EUR	1,378,306,403	5,749,457	7,442,098
62 BANKA CELJE 4 th issue	100,000	102.10	36.34	EUR	889,466,526	3,710,314	4,802,631
63 STANOVANJSKI SKLAD RS 1 st issue	70,965	104.31	25.86	EUR	458,899,534	1,914,250	2,477,806
64 BANKA VIPA 7 th issue	10,000	103.00	150.00	EUR	370,379,915	1,545,000	1,999,848
65 BANKA VIPA 6 th issue	10,000	102.00	112.50	EUR	275,087,995	1,147,500	1,485,324
66 BANKA VIPA 5 th issue	10,000	102.50	87.50	EUR	215,006,140	896,875	1,160,915
67 BANKA VIPA 4 th issue	8,000	103.20	79.90	EUR	158,137,696	659,654	853,857
68 BANKA VIPA 3 rd issue	10,000	103.60	47.94	EUR	119,062,975	496,658	642,875
TOTAL					930,263,379,226	3,880,493,689	5,022,911,920

EXCHANGE RATES	1 USD=	185.2040 SIT as of 31 Mar 2005
	1 EUR=	239.7281 SIT as of 31 Mar 2005

MARKET CAPITALISATION OF BONDS - FREE MARKET

Issue	Number of issued bonds	Price as of 31 Mar 2005	Principal amt. as of 28 Feb 2005	Currency of denomination	Market capitalisation as of 31 Mar 2005 (in SIT)	Market capitalisation as of 31 Mar 2005 (in EUR)	Market capitalisation as of 31 Mar 2005 (in USD)
1 SLOV. ODŠKODNINSKA DRUŽBA 2 nd issue	10,500,000	108.61	50.60	EUR	138,333,884,684	577,044,930	746,927,089
2 DARS 1 st issue	134,300	109.30	100,000.00	SIT	14,678,990,000	61,231,829	79,258,493
3 NLB 15 th issue	131,126	104.66	100,000.00	SIT	13,723,647,160	57,246,719	74,100,166
4 POSLOVNI SISTEM MERCATOR	365,400	104.24	100.00	EUR	9,131,074,560	38,089,296	49,302,793
5 ZAVAROVALNICA TRIGLAV 1 st issue	30,000	100.00	1,000.00	EUR	7,191,843,000	30,000,000	38,832,007
6 NLB 7 th issue	62,500	107.00	100,000.00	SIT	6,687,500,000	27,896,187	36,108,831
7 ABANKA VIPA 10 th issue	21,000	102.00	1,000.00	EUR	5,134,975,902	21,420,000	27,726,053
8 NLB 14 th issue	17,000	100.00	1,000.00	EUR	4,075,377,700	17,000,000	22,004,804
9 NLB 8 th issue	14,276	103.50	1,000.00	EUR	3,542,140,898	14,775,660	19,125,618
10 PROBANKA 7 th issue	120,000	101.00	100.00	EUR	2,905,504,572	12,120,000	15,688,131
11 POŠTNA BANKA SLOVENIJE 5 th issue	10,000	102.50	1,000.00	EUR	2,457,213,025	10,250,000	13,267,602
12 ABANKA VIPA 8 th issue	100,000	101.10	100.00	EUR	2,423,651,091	10,110,000	13,086,386
13 ABANKA VIPA 9 th issue	100,000		100.00	EUR	2,397,281,000	10,000,000	12,944,002
14 POTEZA NALOŽBE	100,000		100.00	EUR	2,397,281,000	10,000,000	12,944,002
15 BANKA KOPER 4 th issue	20,000	107.60	100,000.00	SIT	2,152,000,000	8,976,837	11,619,619
16 PROBANKA 5 th issue	78,500	100.00	100.00	EUR	1,881,865,585	7,850,000	10,161,042
17 POŠTNA BANKA SLOVENIJE 3 rd issue	17,955	100.00	100,000.00	SIT	1,814,334,795	7,568,303	9,796,413
18 STANOVANJSKI SKLAD 3 rd issue	20,000	115.00	77,294.30	SIT	1,792,431,938	7,476,937	9,678,149
19 POŠTNA BANKA SLOVENIJE 2 nd issue	15,000	112.50	100,000.00	SIT	1,703,883,938	7,107,569	9,200,039
20 DEŽELNA BANKA SLOVENIJE 4 th issue	67,530		100.00	EUR	1,618,883,859	6,753,000	8,741,085
21 PROBANKA 6 th issue	65,000	102.00	100.00	EUR	1,589,397,303	6,630,000	8,581,874
22 BANKA ZASAVJE 3 rd issue	5,000	100.00	1,000.00	EUR	1,198,640,500	5,000,000	6,472,001
KD INVESTMENTS 1 st issue	80,000	105.50	51.13	EUR	1,034,515,930	4,315,372	5,585,819
23 AUTOCOMMERCE 1 st issue	22,300	106.20	174.93	EUR	993,144,906	4,142,797	5,362,438
24 SIP STROJNA INDUSTRIJA 1 st issue, A series	32,500		102.26	EUR	796,724,354	3,323,450	4,301,874
25 PROBANKA 4 th issue	50,000	100.01	63.19	EUR	757,496,674	3,159,816	4,090,066
26 SIP STROJNA INDUSTRIJA 1 st issue, B series	17,250		102.26	EUR	422,876,772	1,763,985	2,283,303
TOTAL					232,836,561,146	971,252,686	1,257,189,700

EXCHANGE RATES		
1 USD=	185.2040	SIT as of 31 Mar 2005
1 EUR=	239.7281	SIT as of 31 Mar 2005

D3) MARKET CAPITALISATION OF INVESTMENT FUNDS

	Closed-end funds	Number of shares traded	Price as of 31 Mar 2005	Market capitalisation as of 31 Mar 2005 (in SIT)	Market capitalisation as of 31 Mar 2005 (in EUR)	Market capitalisation as of 31 Mar 2005 (in USD)
1	TRIGLAV STEBER I, DELNIŠKA ID	14,746,743	3,751 SIT	55,315,475,395	230,742,560	298,673,222
2	NFD 1 DELNIŠKI INVESTICIJSKI SKLAD	160,580,300	334 SIT	53,645,060,821	223,774,605	289,653,900
3	INFOND ID	8,132,314	2,727 SIT	22,178,284,095	92,514,328	119,750,567
4	KD ID	92,046,145	229 SIT	21,053,714,746	87,823,308	113,678,510
5	MAKSIMA, delniška ID	7,811,823	2,579 SIT	20,144,426,088	84,030,308	108,768,850
6	ZLATA MONETA I, ID	136,595,600	144 SIT	19,705,281,256	82,198,463	106,397,709
7	KRONA SENIOR	73,170,428	160 SIT	11,696,292,916	48,789,829	63,153,565
8	MODRA LINIJA	34,156,833	247 SIT	8,442,202,844	35,215,742	45,583,264
9	ZVON ENA ID	2,277,577	3,070 SIT	6,993,186,300	29,171,325	37,759,370
10	VIPA INVEST	3,079,247	2,053 SIT	6,321,293,789	26,368,598	34,131,519
11	INFOND ID 1	4,956,471	1,191 SIT	5,902,859,573	24,623,144	31,872,203
	TOTAL			231,398,077,822	965,252,208	1,249,422,679

EXCHANGE RATES	1 USD=	185.2040	SIT as of 31 Mar 2005
	1 EUR=	239.7281	SIT as of 31 Mar 2005

E) OTHER

E1) INDICATORS AS OF 31 MARCH 2005

ISSUE	Price as of 31 Mar 2005	Total net profit (loss) in 000 SIT in year 2003	Earning per share as of 31 Dec 2003	P / E ⁽¹⁾	Dividend for year 2003	Dividend yield	Book value as of 31 Dec 2003	Market book ratio	Turnover ratio ⁽²⁾
Aerodrom ⁽⁴⁾	12,214 SIT	1,827,042	481.24 SIT	25.38	220 SIT	1.80%	4,648.47 SIT	2.63	0.13
Comet	2,620 SIT	494,717	294.93 SIT	8.88	75 SIT	2.86%	3,482.35 SIT	0.75	0.02
Delo	28,645 SIT	933,708	1,400.45 SIT	20.45	900 SIT	3.14%	8,816.80 SIT	3.25	0.15
Delo Prodaja	6,099 SIT	319,628	550.18 SIT	11.09	300 SIT	4.92%	5,700.45 SIT	1.07	0.08
Droga	82,361 SIT	1,044,910	3,702.79 SIT	22.24	2,000 SIT	2.43%	57,591.91 SIT	1.43	0.10
Emona obala	900 SIT	(3,533,289)	(2,196.31 SIT)	⁽³⁾	0	0.00%	4,442.05 SIT	0.20	0.07
Etol	51,700 SIT	725,068	3,188.46 SIT	16.21	1,220 SIT	2.36%	41,190.87 SIT	1.26	0.04
Geodetski zavod Slovenije	2,300 SIT	48,613	128.42 SIT	17.91	70 SIT	3.04%	3,532.26 SIT	0.65	0.04
Gorenje	6,132 SIT	4,672,594	392.89 SIT	15.61	100 SIT	1.63%	4,852.63 SIT	1.26	0.17
Intereuropa	2,300 SIT	2,941,018	372.17 SIT	6.18	240 SIT	10.43%	4,432.78 SIT	0.52	0.04
Istrabenz ⁽⁶⁾	6,936 SIT	9,042,702	1,745.71 SIT	3.97	110 SIT	1.59%	7,708.91 SIT	0.90	0.21
Kolinska	9,451 SIT	1,172,316	370.65 SIT	25.50	130 SIT	1.38%	5,284.69 SIT	1.79	0.06
Kompas MTS	5,750 SIT	581,790 SIT	195.69 SIT	29.38	110 SIT	1.91%	3,982.53 SIT	1.44	0.18
Krika	79,962 SIT	10,522,385	3,113.99 SIT	25.68	1,200 SIT	1.50%	26,323.43 SIT	3.04	0.15
Luka Koper ⁽⁴⁾⁽⁶⁾	7,948 SIT	4,394,450	313.89 SIT	25.32	245 SIT	3.08%	4,328.37 SIT	1.84	0.14
Mercator	1,767 SIT	5,980,296	1,864.43 SIT	0.95	500 SIT	28.30%	26,113.33 SIT	0.07	0.25
Merkur	39,799 SIT	2,315,161	2,213.50 SIT	17.98	700 SIT	1.76%	30,392.10 SIT	1.31	0.18
Mlinotest	41,000 SIT	477,992	200.07 SIT	204.93	48 SIT	0.12%	2,312.35 SIT	17.73	0.18
Nika ⁽⁶⁾	1,440 SIT	90,717	485.91 SIT	2.96	0	0.00%	4,428.28 SIT	0.33	0.34
Petrol ⁽⁶⁾	3,470 SIT	6,946,310	3,372.86 SIT	1.03	700 SIT	20.17%	38,263.45 SIT	0.09	0.01
Pivovarna Laško	66,969 SIT	2,045,336	234.26 SIT	285.87	105 SIT	0.16%	5,023.49 SIT	13.33	0.12
Pivovarna Union	7,442 SIT	1,092,810	2,422.46 SIT	3.07	0	0.00%	47,656.88 SIT	0.16	0.12
Radenska	55,000 SIT	608,038	121.82 SIT	451.49	70 SIT	0.13%	4,082.58 SIT	13.47	0.54
Salus	1,997 SIT	1,639,817	12,421.35 SIT	0.16	4,000 SIT	200.27%	60,910.19 SIT	0.03	0.02
Sava	128,500 SIT	1,614,263	939.81 SIT	136.73	560 SIT	0.44%	30,518.99 SIT	4.21	0.10
Terme Čatež	45,066 SIT	591,453	1,056.01 SIT	42.68	1,000 SIT	2.22%	28,474.27 SIT	1.58	0.15
Žito	39,500 SIT	(56,598)	(163.55 SIT)	⁽³⁾	920 SIT	2.33%	40,469.39 SIT	0.98	0.06
MARKET AVERAGE ⁽⁶⁾				20.98		1.71%		1.56	

Calculated on the basis of last audit consolidated financial statements. Average number of shares traded in last 2 years has been used for the calculations.

(1) P / E = PRICE / EARNINGS PER SHARE

(2) Yearly turnover / average capitalisation on 31 Mar 2004, 30 Sep 2004 and 31 Mar 2005.

(3) Not applicable.

(4) By Aerodrom and Luka Koper P / E is calculated on all shares.

(5) Average P/E = total market capitalisation of common shares listed on official market 31 Mar 2005 / total net profit of companies listed on official market (in year 2003 or 2004), adjusted with share of listed securities.

Average div. yield = total dividends, payed by the companies listed on official market in year 2004, adjusted with share of listed securities / total market capitalisation of common shares on official market (31 Mar 2005).

Average price / book value = total market capitalisation of common shares listed on official market (31 Mar 2005) / total equity of companies listed on official market (31 Dec 2003 or 31 Dec 2004), adjusted with share of listed securities.

(6) Calculated on the basis of audit financial statements for year 2004.

E2) OWNERSHIP AND NET INFLOW OF FOREIGN INVESTMENTS

CHANGES IN FOREIGN OWNERSHIP IN CURRENT YEAR				
ISSUE	Balance as of 31 Mar 2005 (in %)	Balance as of 31 Mar 2004 (in %)	% points change 31 Mar 2005/ 31 Mar 2004	Market capitalisation as of 31 Mar 2005 (in SITm)
KOMPAS MTS	4.80	0.13	4.67	4,281
PIVOVARNA LAŠKO	4.40	2.16	2.24	65,103
ETOL	0.54	0.06	0.47	13,164
SALUS	11.87	12.42	-0.54	17,345
KOLINSKA	0.05	0.79	-0.74	18,210
MERKUR	0.44	14.74	-14.30	49,798
ISTRABENZ	6.42	25.28	-18.86	48,957
PIVOVARNA UNION	0.86	42.21	-41.35	24,811

NET INFLOW OF FOREIGN PORTFOLIO INVESTMENTS BY MONTH IN SITm

	Exchange market	Off-exchange market	Total	Turnover of foreign investors on the exchange	Foreign ownership (capitalisation of shares)	Share in turnover of foreign investors
Year 2004						
January	281.22	533.84	815.06	1,030.32	5.91%	3.13%
February	418.95	-8,609.01	-8,190.06	775.23	5.32%	2.75%
March	419.78	1,507.91	1,927.69	2,037.46	5.32%	5.63%
April	242.31	-2,184.54	-1,942.23	2,110.99	4.63%	5.18%
May	-431.36	3,602.85	3,171.49	1,204.07	4.74%	3.11%
June	-506.95	3,605.46	3,098.51	1,619.45	4.66%	6.10%
July	-552.04	526.37	-25.67	1,421.14	4.42%	6.13%
August	-260.60	-6.47	-267.07	1,233.34	4.37%	4.76%
September	127.39	1,470.87	1,598.26	1,508.10	4.30%	4.52%
October	-590.79	17,526.67	16,935.88	1,793.58	3.80%	6.82%
November	218.93	6,540.49	6,759.42	1,735.66	4.02%	5.24%
December	244.0	8,670.3	8,914.3	2,336.1	4.47%	4.55%
Year 2005						
January	638.6	2,917.8	3,556.5	1,632.9	4.48%	5.50%
February	1,944.8	-2,426.2	-481.4	2,586.4	3.98%	9.45%
March	-120.2	2,393.9	2,273.7	1,966.4	4.07%	11.80%
Total in year 2005	2,463.2	2,885.5	5,348.8	6,185.7	4.07%	10.22%
Total in year 2004	-389.19	33,184.73	32,795.54	18,805.40	4.47%	4.74%
Total in year 2003	521.20	52,206.99	52,728.19	11,916.37	5.91%	3.50%
Total in year 2002	-11,895.17	337,085.31	325,190.16	39,402.86	19.68%	8.19%
Total in year 2001	4,499.69	63,500.44	68,000.03	10,555.78	10.51%	3.03%
Total in year 2000	208.11	8,540.41	8,748.52	4,295.57	7.77%	1.59%
Total in year 1999	-2,269.19	674.01	-1,595.09	3,163.40	7.98%	1.19%
Total in year 1998	2,761.20	-2,104.00	657.30	14,333.90	8.86%	8.27%
Total in year 1997	8,440.86	9,965.96	18,406.81	24,090.40	n.a.	22.24%
Total in year 1996	7,439.48	3,381.38	10,820.86	9,718.80	n.a.	11.17%

E3) RECORD VALUES

RECORD DAILY TURNOVER IN YEAR 2005

14 February 2005

	Turnover (in SIT)	Number of bargains	Volume in pieces
Order book trades	539,115,794	1,072	261,188
Cross trades	69,638,132	191	43,244
Block trades	17,687,181,300	4	257,500
Total	18,295,935,226	1,267	561,932

MAX AND MIN VALUE OF TURNOVER AND INDICES

	In year 2005		In years 1989-2004	
Monthly turnover (in SITm)	45,215.49	February 2005	62,044	December 2002
Daily turnover (in SITm)	18,296	14 Feb 2005	11,474	16 Jul 2002
Number of bargains per day	1,616	17 Feb 2005	6,411	27 Dec 2002
Value of block trade (in SITm)	16,962.40	14 Feb 2005	8,128	23 Nov 2001
Max value of SBI 20 index	5,131.61	1 Feb 2005	4,935.29	15 Nov 2004
Min value of SBI 20 index	4,764.25	23 Mar 2005	891.93	10 Sep 1996
Max value of SBI 20NT index	4,691.33	31 Jan 2005	4,543.43	15 Nov 2004
Min value of SBI 20NT index	4,371.71	23 Mar 2005	1,437.30	30 Jun 1998
Max value of IPT index	4,385.41	1 Feb 2005	4,193.25	15 Nov 2004
Min value of IPT index	4,071.97	29 Mar 2005	1,318.83	1 July 1998
Max value of PIX index	4,752.47	31 Jan 2005	4,606.40	26 Nov 2004
Min value of PIX index	4,312.28	23 Mar 2005	965.15	29 Apr 1999
Max value of BIO index	122.60	16 Mar 2005	122.27	27 Dec 2004
Min value of BIO index	120.63	20 Jan 2005	100.46	5 July 1995
Max value of FOOD AND BEVERAGES index	3,466.85	3 Feb 2005	3,655.69	26 Jan 2004
Min value of FOOD AND BEVERAGES index	3,220.72	23 Mar 2005	1,499.15	3 May 2001
Max value of CHEMICALS index	5,071.18	31 Jan 2005	4,779.05	19 Nov 2004
Min value of CHEMICALS index	4,636.35	30 Mar 2005	1,476.44	1 July 1998
Max value of TRANSPORT index	5,319.54	12 Jan 2005	5,092.44	27 Dec 2004
Min value of TRANSPORT index	4,829.03	24 Mar 2005	1,132.46	1 July 1998
Max value of TRADE index	3,771.29	1 Feb 2005	3,640.33	15 Nov 2004
Min value of TRADE index	3,549.83	3 Jan 2005	1,172.80	1 July 1998
Other				
Market capitalisation in SITm	3,116,721	28 Feb 2005	3,049,777	31 Dec 2004
Share in turnover of foreign investors	4.48%	31 Jan 2005	19.68%	31 Dec 2002

E4) NEW LISTED AND DELISTED SECURITIES AND CHANGES IN YEAR 2005

NEW LISTED SECURITIES

OFFICIAL MARKET

BONDS

Issuer	Trading code	Nomin. value of issue	Issue	Listing date	First trading day
Republika Slovenija	RS58	16,910,000,000 SIT	58 th issue	24 Jan 2005	2 Feb 2005
Republika Slovenija	RS59	23,090,000,000 SIT	59 th issue	24 Jan 2005	2 Feb 2005

FREE MARKET

SHARES

Issuer	Trading code	Type of share	Listing date	First trading day
CAP NALOŽBE, LJUBLJANA	CPNR	common	3 Jan 2005	12 Jan 2005
D HOLDING, DOMŽALE	DHLR	common	3 Jan 2005	12 Jan 2005

BONDS

Issuer	Trading code	Nominal value of issue	Issue	Listing date	First trading day
Poslovni sistem Mercator	MEO1	36,540,000 EUR	1 st issue	31 Jan 2005	10 Feb 2005
Abanka Vipava	AB10	21,000,000 EUR	10 th issue	23 Feb 2005	7 Mar 2005

DELISTED SECURITIES

OFFICIAL MARKET

SHARES

Issuer	Trading code	Type of share	Delisting date
Tehnounion, Ljubljana	TEHG	common	22 Mar 2005

BONDS

Issuer	Trading code	Issue	Delisting date
Republika Slovenija	RS34	34 th issue	21 Feb 2005
Republika Slovenija	RS35	35 th issue	18 Mar 2005

FREE MARKET

SHARES

Issuer	Trading code	Type of share	Delisting date
NK2 NALOŽBE, LJUBLJANA	NK2R	common	4 Jan 2005
OLJARICA, KRANJ	MOKG	common	21 Feb 2005
SVILA	SVMG	common	24 Mar 2005

EXTENDED LISTING OF SECURITIES

OFFICIAL MARKET

BONDS

Issuer	Trading code	Issue	Number of bonds before extension	Number of bonds after extension	Extension date
Republika Slovenija	RS58	58 th issue	1,691,000	3,091,000	23 Feb 2005
Republika Slovenija	RS59	59 th issue	2,309,000	4,909,000	23 Feb 2005
Republika Slovenija	RS58	58 th issue	3,091,000	4,791,000	16 Mar 2005
Republika Slovenija	RS59	59 st issue	4,909,000	7,209,000	16 Mar 2005

FREE MARKET

SHARES

Issuer	Trading code	Type of share	Number of shares before extension	Number of shares after extension	Extension date
TOVARNA OLJA GEA	GSBG	common	846,600	1,254,960	21 Feb 2005
NFD HOLDING	NF2R	common	30,184,540	31,859,997	21 Feb 2005

EXPIRED BONDS IN YEAR 2005

Issuer	Trading code	Issue	Market	Last trading day
Republika Slovenija	RS28	28 th issue	official market	10 Jan 2005
Banka Celje	BCE6B	6 th issue B series	official market	9 Feb 2005
Republika Slovenija	RS17	17 th issue	official market	17 Feb 2005
Banka Celje	BCE3	3 rd issue	official market	23 Feb 2005
Nova Ljubljanska banka	NLB3	2 nd issue A series	official market	24 Feb 2005
Nova Ljubljanska banka	NLB4	2 nd issue B series	official market	24 Feb 2005
Abanka Vipava	VP02E	2 nd issue	official market	25 Mar 2005
Republika Slovenija	RS36	36 th issue	official market	11 Mar 2005

F) LIST OF SECURITIES - MARCH 2005

F1) OFFICIAL MARKET (1)

CORPORATE BONDS

	Issuer	Trading code	First trading day	Nominal value of issue traded	Coupon interest rate	Maturity	Sector
1	ABANKA VIPA	AB03	14 June 1999	7 EURm	5% p.a.	1998-2005	banking
2	ABANKA VIPA	AB04	27 Dec 2000	10 EURm	6.25% p.a.	2000-2007	banking
3	ABANKA VIPA	AB05	26 Sept 2001	10 EURm	6% p.a.	2001-2006	banking
4	ABANKA VIPA	AB06	25 Nov 2002	13.5 EURm	5.9% p.a.	2002-2009	banking
5	ABANKA VIPA	AB07	30 Oct 2003	17.3 EURm	5.3% p.a.	2003-2010	banking
6	BANKA CELJE	BCE4	9 Feb 2001	10 EURm	6% p.a.	2000-2006	banking
7	BANKA CELJE	BCE5	19 Dec 2001	10 EURm	6% p.a.	2001-2007	banking
8	BANKA CELJE	BCE6A	30 Sept 2002	10 EURm	5.6% p.a.	2002-2008	banking
9	BANKA CELJE	BCE7	17 Nov 2003	10 EURm	5.15% p.a.	2003-2010	banking
10	BANKA CELJE	BCE8	26 Oct 2004	12.5 EURm	4.9% p.a.	2004-2011	banking
11	ABANKA VIPA	VIP3E	13 Nov 1996	2,556,459.41 EUR	7.5% p.a.	1996-2006	banking
12	ABANKA VIPA	VIP4E	3 Dec 1997	2,045,167.52 EUR	7% p.a.	1997-2007	banking
13	ABANKA VIPA	VIP5	24 Dec 1998	2 EURm	6% p.a.	1998-2008	banking
14	ABANKA VIPA	VIP6	6 Mar 2000	2 EURm	5.5% p.a.	1999-2009	banking
15	ABANKA VIPA	VIP7	19 July 2001	2 EURm	6.2% p.a.	2001-2010	banking
16	BLAGOVNO TRGOVINSKI CENTER	BTC1E	24 Feb 1997	17,383,924.96 EUR	10.5% p.a.	1996-2008	retail, wholesale and real estate trade
17	BLAGOVNO TRGOVINSKI CENTER	BTC2	6 Jun 2003	40 EURm	7% p.a.	2001-2011	retail, wholesale and real estate trade
18	HOTELI BERNARDIN	HTB1E	28 June 1999	10,225,837.62 EUR	8.5% p.a.	1999-2009	hotel and restaurant activities
19	NFD	NI01	21 Dec 1999	2,171.84 SITm	5.5% p.a. + TOM	1999-2006	investment consulting
20	NOVA KBM	KBM2	14 Nov 2000	9 EURm	5.9% p.a.	2000-2006	banking
21	NOVA KBM	KBM3	14 Nov 2001	2,000 SITm	5.8% p.a.+TOM	2001-2006	banking
22	NOVA KBM	KBM4	14 Nov 2001	9 EURm	6% p.a.	2001-2006	banking
23	NOVA KBM	KBM5	26 Oct 2004	6,000 SITm	5.3% p.a.	2004-2009	banking
24	NOVA KBM	KBM6	26 Oct 2004	5,000 SITm	4.5% p.a.	2004-2007	banking
25	NOVA LJUBLJANSKA BANKA	NLB5	27 Sept 2001	12 EURm	5.8% p.a.	2000-2005	banking
26	NOVA LJUBLJANSKA BANKA	NLB9	18 Jun 2003	10,847.4 SITm	8.5% p.a.	2002-2006	banking
27	NOVA LJUBLJANSKA BANKA	NLB10	18 Jun 2003	10,824.3 SITm	3% p.a. + TOM	2002-2007	banking
28	NOVA LJUBLJANSKA BANKA	NLB11	18 Jun 2003	26,326 EURm	5.1% p.a.	2002-2009	banking
29	NOVA LJUBLJANSKA BANKA	NLB12	14 Nov 2003	8,000 SITm	2.65% + TOM	2003-2008	banking
30	NOVA LJUBLJANSKA BANKA	NLB13	14 Nov 2003	11,733.5 SITm	7.0%	2003-2013	banking
31	SKB BANKA	SKB4A	30 Dec 1999	3,818.2 SITm	5.25% p.a. + TOM	1999-2005	banking
32	SKB BANKA	SKB4B	30 Dec 1999	5,909 EURm	5.25% p.a.	1999-2006	banking
33	DEŽELNA BANKA SLOVENIJE	SZB3	15 Mar 2000	2,000 SITm	5.3% p.a. + TOM	1999-2005	banking
34	STANOVANJSKI SKLAD RS	SSR1E	4 July 1996	4,083,023.58 EUR	6% p.a.	1995-2010	national mortgage agency
35	STANOVANJSKI SKLAD RS	SSR2	30 June 1998	2,000 SITm	7.2% p.a. + TOM	1998-2008	national mortgage agency

MUNICIPAL and GOVERNMENT BONDS

	Issuer	Trading code	First trading day	Nominal value of issue traded	Coupon interest rate	Maturity	Sector
1	REPUBLIC OF SLOVENIA	RS10	14 June 1999	52,189.61 SITm	4.5% p.a. + TOM	1997-2007	government bond
2	REPUBLIC OF SLOVENIA	RS18	15 May 2000	50 EURm	6% p.a.	2000-2010	government bond
3	REPUBLIC OF SLOVENIA	RS21	18 Nov 2002	20,000 SITm	1% p.a. + TOM	2001-2015	government bond
4	REPUBLIC OF SLOVENIA	RS22	22 Feb 2001	8,000 SITm	4.7% p.a. + TOM	2001-2006	government bond
5	REPUBLIC OF SLOVENIA	RS23	20 Feb 2001	40 EURm	6% p.a.	2001-2011	government bond
6	REPUBLIC OF SLOVENIA	RS25	3 May 2001	8,000 SITm	4.7% p.a. + TOM	2001-2006	government bond
7	REPUBLIC OF SLOVENIA	RS26	14 June 2001	50 EURm	5.375% p.a.	2001-2011	government bond
8	REPUBLIC OF SLOVENIA	RS27	20 Dec 2001	17,000 SITm	4.7% p.a. + TOM	2001-2006	government bond
9	REPUBLIC OF SLOVENIA	RS29	25 Jan 2002	55 EURm	5.375% p.a.	2002-2012	government bond
10	REPUBLIC OF SLOVENIA	RS31	25 Jan 2002	2,974.68 SITm	4.7% p.a. + TOM	2002-2007	government bond
11	REPUBLIC OF SLOVENIA	RS32	25 Jan 2002	23,8655 EURm	5.375% p.a.	2002-2012	government bond
12	REPUBLIC OF SLOVENIA	RS33	9 Apr 2002	127,166 EURm	8% p.a.	2002-2022	government bond
13	REPUBLIC OF SLOVENIA	RS37	30 Apr 2002	17,000 SITm	4% p.a. + TOM	2002-2007	government bond
14	REPUBLIC OF SLOVENIA	RS38	30 Apr 2002	100 EURm	5.63% p.a.	2002-2017	government bond
15	REPUBLIC OF SLOVENIA	RS39	18 Nov 2002	30,000 SITm	1% p.a. + TOM	2002-2008	government bond
16	REPUBLIC OF SLOVENIA	RS40	7 June 2002	15,000 SITm	3.9% p.a. + TOM	2002-2007	government bond
17	REPUBLIC OF SLOVENIA	RS41	26 June 2002	12,000 SIT m	3.9% p.a. + TOM	2002-2007	government bond
18	REPUBLIC OF SLOVENIA	RS42	24 Jul 2002	12,000 SIT m	9% p.a.	2002-2005	government bond
19	REPUBLIC OF SLOVENIA	RS43	22 Oct 2002	15,600 SITm	3% p.a. + TOM	2002-2006	government bond
20	REPUBLIC OF SLOVENIA	RS44	29 Nov 2002	2,964.93 SITm	6.65% p.a.	2002-2012	government bond
21	REPUBLIC OF SLOVENIA	RS45	3 Dec 2002	12,112.49 SITm	8.2% p.a.	2002-2005	government bond
22	REPUBLIC OF SLOVENIA	RS48	10 Dec 2002	60 EURm	4.75% p.a.	2002-2012	government bond
23	REPUBLIC OF SLOVENIA	RS49	22 Jan 2003	29,78896 EUR m	4.75% p.a.	2003-2022	government bond
24	REPUBLIC OF SLOVENIA	RS50	11 Mar 2003	61,281,800 EUR	4.50% p.a.	2003-2013	government bond
25	REPUBLIC OF SLOVENIA	RS51	11 Mar 2003	44,470.5 SITm	7.75% p.a.	2003-2006	government bond
26	REPUBLIC OF SLOVENIA	RS52	17 Apr 2003	40,000 SITm	6.25% p.a.	2003-2008	government bond
27	REPUBLIC OF SLOVENIA	RS53	17 Apr 2003	100 EURm	4.875% p.a.	2003-2018	government bond
28	REPUBLIC OF SLOVENIA	RS54	29 Oct 2003	30,000 SITm	5.75% p.a.	2003-2013	government bond
29	REPUBLIC OF SLOVENIA	RS55	24 Feb 2004	40,000 SITm	5% p.a.	2004-2007	government bond
30	REPUBLIC OF SLOVENIA	RS56	24 Feb 2004	50,000 SITm	4.875% p.a.	2004-2009	government bond
31	REPUBLIC OF SLOVENIA	RS57	29 Mar 2004	90,000 SITm	4.875% p.a.	2004-2014	government bond
32	REPUBLIC OF SLOVENIA	RS58	2 Feb 2005	47,910 SITm	3.25% p.a.	2005-2008	government bond
33	REPUBLIC OF SLOVENIA	RS59	2 Feb 2005	72,090 SITm	4% p.a.	2005-2016	government bond

TOM (abbreviation for: "temeljna obrestna mera" - base interest rate) - indexation factor, calculated as twelve month average of monthly consumer price index

F1) OFFICIAL MARKET (2)

COMMON SHARES

	Issuer	Trading code	First trading day	Nominal value of issue listed	Number of shares traded	Isin code	Sector
1	AERODROM LJUBLJANA	AELG	8 Oct 1997	1,936.229 SITm	1,936,229	SI 003110327 6	airport services
2	COMET ZREČE	CHZG	2 Nov 1998	1,700.688 SITm	1,700,688	SI 003110440 7	grinding wheels and other non-metals production
3	DELO LJUBLJANA	DELR	13 Jan 1999	667.464 SITm	667,464	SI 003110445 6	publishing
4	DELO PRODAJA	DPRG	12 Feb 2001	593.549 SITm	593,549	SI 003110707 9	trade
5	DROGA PORTOROŽ	DRPG	12 June 1998	2,827.68 SITm	282,768	SI 003110025 6	food processing industry
6	EMONA OBALA	EOKG	7 Jan 1998	1,741.456 SITm	1,741,456	SI 003110268 2	commerce
7	ETOL CELJE	ETOG	21 Feb 1997	2,546.19 SITm	254,619	SI 003110133 8	essential oils and fragrances production
8	GEODETSKI ZAVOD SLOVENIJE	GZRG	8 Jan 2001	379.820 SITm	379,820	SI 003111033 9	surveying and cartography
9	GORENJE VELENJE	GRVG	10 Nov 2000 (2 June 1998 free market)	12,200 SITm	12,200,000	SI 003110407 6	household appliances
10	INTEREUROPA KOPER	IEKG	12 Jan 1998	7,902.413 SITm	7,902,413	SI 003110009 0	retail trade
11	ISTRABENZ KOPER	ITBG	16 June 1997	5,180 SITm	5,180,000	SI 003110207 0	holding companies management
12	KOMPAS MTS	MTSG	8 Dec 2000	2,973.005 SITm	2,973,005	SI 003110370 6	catering service, border-crossing and tourist services
13	KOLINSKA LJUBLJANA	KOLR	8 Jan 1996	3,166.992 SITm	3,166,992	SI 003110005 8	food processing industry
14	KRKA TOVARNA ZDRAVIL NOVO MESTO	KRKG	4 Nov 1997	14,170.448 SITm	3,542,612	SI 003110212 0	pharmaceutical & chemical industry
15	LUKA KOPER	LKPG	20 Nov 1996	7,140 SITm	7,140,000	SI 003110134 6	transport
16	MERCATOR LJUBLJANA	MELR	22 Dec 1997	32,085.04 SITm	3,208,504	SI 003110008 2	commerce industry, agriculture
17	MERKUR NAKLO	MER	30 Nov 1998	12,145.85 SITm	1,214,585	SI 003110463 9	wholesale and retail trade
18	MLINOTEST AJDOVŠČINA	MAJG	3 Apr 2000	2,389.177 SITm	2,389,177	SI 003110820 0	food processing industry
19	NIKA BREŽICE	NIKA	23 June 1992	479.688 SITm	479,688	SI 003110079 3	financial consultancy and services
20	PETROL LJUBLJANA	PETG	5 May 1997	12,517.806 SITm	2,086,301	SI 003110215 3	crude-oil and gas trade
21	PIVOVARNA LAŠKO	PILR	1 Feb 2000	8,747.652 SITm	8,747,652	SI 003110741 8	brewery
22	PIVOVARNA UNION	PULG	6 Mar 2000	4,511.14 SITm	451,114	SI 003110907 5	brewery and soft drinks
23	RADENSKA RADENCI	RARG	3 Apr 1997	5,061.856 SITm	5,061,856	SI 003110230 2	health resort
24	SALUS LJUBLJANA	SALR	16 Jan 1992	134.98 SITm	134,980	SI 003110568 5	full-line pharmaceutical
25	SAVA KRANJ	SAVA	6 Jan 2000	20,069.87 SITm	2,006,987	SI 003110845 7	wholesale
26	TERME ČATEŽ	TCRG	26 Aug 1993	3,587.496 SITm	597,916	SI 003110063 7	chemicals
27	ŽITO LJUBLJANA	ZTOG	20 Mar 2000	3,487.65 SITm	348,765	SI 003110844 0	health resort
							flour, bread, pasta and sweets production

PREFERRED SHARES

	Issuer	Trading code	First trading day	Nominal value of issue listed	Number of shares traded	Isin code	Sector
1	PROBANKA MARIBOR	PRBP	30 Mar 1993	400 SITm	400,000	SI 002120040 5	banking

TRADED SECURITIES - MARCH 2005

F2) FREE MARKET (1)

CORPORATE BONDS

	Issuer	Trading code	First trading day	Nominal value of issue traded	Interest rate	Maturity	Sector
1	ABANKA VIPA	AB08	22 Sep 2004	10 EURm	4.9% p.a.	2003-2011	banking
2	ABANKA VIPA	AB09	22 Sep 2004	10 EURm	4.7% p.a.	2003-2011	banking
3	ABANKA VIPA	AB10	7 Mar 2005	21 EURm	4.6% p.a.	2004-2011	banking
4	AUTOCOMMERCE	ACL1E	15 Dec 1997	11,401,808.95 EUR	8% p.a.	1997-2006	foreign and domestic trade, service and production
5	BANKA KOPER	BKP4	21 Dec 2000	2,000 SITm	6% p.a. + TOM	2000-2005	banking
6	BANKA ZASAVJE	BZ03	27 Jul 2004	5 EURm	4.5% p.a.	2004-2011	banking
7	KD INVESTMENTS	KDO1E	24 July 1996	4,090,335.05 EUR	10% p.a.	1996-2006	investment
8	NOVA LJUBLJANSKA BANKA	NLB7	22 Nov 2002	6,250 SITm	10% p.a.	2002-2005	banking
9	NOVA LJUBLJANSKA BANKA	NLB8	22 Nov 2002	14,276 EURm	5.5% p.a.	2002-2007	banking
10	NOVA LJUBLJANSKA BANKA	NLB14	6 Jul 2004	17 EURm	5% p.a.	2003-2008	banking
11	NOVA LJUBLJANSKA BANKA	NLB15	1 Dec 2004	13,112.6 SITm	4.8% p.a.	2004-2012	banking
12	POSLOVNI SISTEM MERCATOR	MEO1	10 Feb 2005	36.54 EURm	4.8% p.a.	2004-2011	banking
13	POŠTNA BANKA SLOVENIJE	PBS2	27 Dec 2002	1,500 SITm	6% + TOM	2000-2007	commerce industry, agriculture
14	POŠTNA BANKA SLOVENIJE	PBS3	27 Dec 2002	1,795.5 SITm	5.3% + TOM	2000-2005	banking
15	POŠTNA BANKA SLOVENIJE	PBS5	6 Jan 2004	10 EURm	4.8% p.a.	2004-2008	banking
16	POTEZA NALOŽBE	PNO1	29 Sep 2004	10 EURm	5.25% p.a.	2003-2001	enterprise and business counseling
17	PROBANKA, MARIBOR	PRB4	15 Mar 2000	5 EURm	5.5% p.a.	1999-2007	banking
18	PROBANKA, MARIBOR	PRB5	26 Apr 2002	7.85 EURm	6.25% p.a.	2001-2006	banking
19	PROBANKA, MARIBOR	PRB6	30 Jul 2003	6.5 EURm	5.7% p.a.	2002-2008	banking
20	PROBANKA, MARIBOR	PRB7	5 May 2004	12 EURm	5.2% p.a.	2004-2010	banking
21	SIP STROJNA OPREMA	SIP1AE	19 June 2000	3,323,397.23 EUR	6% p.a.	1999-2009	production of tractors and other agricultural, forestry and cultivation machinery
22	SIP STROJNA OPREMA	SIP1BE	19 June 2000	1,763,956.99 EUR	6% p.a.	1999-2009	production of tractors and other agricultural, forestry and cultivation machinery
23	DEŽELNA BANKA SLOVENIJE	SZB4	1 Apr 2004	6,753 EURm	6% p.a.	2004-2007	banking

INSURANCE

	Issuer	Trading code	First trading day	Nominal value of issue traded	Coupon interest rate	Maturity	Sector
1	ZAVAROVALNICA TRIGLAV	ZT01	2 Jun 2004	30 EURm	5.125% p.a.	2003-2013	insurance

MUNICIPAL and GOVERNMENT BONDS

	Issuer	Trading code	First trading day	Nominal value of issue traded	Coupon interest rate	Maturity	Sector
1	DARS	DRS1	30 Dec 2004	13,430 SITm	5.1% p.a.	2004-2024	performing financial engineering, preparatory, organization and policy making of building, maintenance of road network and management of super highways in Republic of Slovenia
2	SLOVENSKA ODŠKODNINSKA DRUŽBA	SOS2E	7 Apr 1997	536,865,000 EUR	6% p.a.	1996-2004	meeting commitments deriving from denationalisation process
3	STANOVANJSKI SKLAD RS	SSR3	8 May 2001	2,000 SITm	6.1% p.a. + TOM	2001-2011	national mortgage agency

TOM (abbreviation for: "temeljna obrestna mera" - base interest rate) - indexation factor calculated as twelve month average of monthly consumer price index

F2) FREE MARKET (2)

COMMON SHARES

Issuer	Trading code	First trading day	Nominal value of issue traded	Number of shares traded	Isin code	Sector
1 AGROKOMBINAT, MARIBOR	AKMG	24 Sep 1999	403.808 SITm	403.808	SI 003110433 2	retail, fooder production for livestock, meat and milk products, granary services
2 AKTIVA AVANT, LJUBLJANA	AAPG	12 Sep 2003	2.951.872 SITm	2.951.872	SI 002111191 7	other financial intermediation
3 AKTIVA INVEST, LJUBLJANA	AKIR	27 May 2003	815.773 SITm	815.773	SI 02111135 4	enterprise & business counselling
4 AKTIVA NALOŽBE, LJUBLJANA	ATPG	27 Feb 2004	13.591.508 SITm	13.591.508	SI 002111216 2	holding companies management
5 ALPETOUR POTOVALNA AGENCIJA	APAG	2 Aug 2000	526.084 SITm	263.042	SI 003110989 3	passengers transport
6 ARKADA HOLDING, LJUBLJANA	AR1R	13 Jan 2004	6.640.325 SITm	6.640.325	SI 002111207 1	holding companies management
7 AVTOPREVOZNIŠTVO IN SERVISI VELENJE	ASVG	1 Sep 1997	308.696 SITm	308.696	SI 003110315 1	transport company
8 BELINKA HOLDING	BELG	19 Oct 2000	2.702.532 SITm	2.702.532	SI 003110216 1	holding companies management
9 CAPITA	CAP1	5 Sep 1997	315.963 SITm	315.963	SI 002110003 5	holding companies management
10 CAP NALOŽBE	CPNR	12 Jan 2005	537.332 SITm	537.332	SI 002111326 9	holding companies management
11 CERTIUS INVEST	CRIR	16 Sep 2003	3.091.062 SITm	3.091.062	SI 002111192 5	other financial intermediation
12 CETIS CELJE	CETG	10 Mar 1997	2.400 SITm	200.000	SI 003110084 3	paper industry and graphics
13 CINKARNA CELJE	CICG	6 Mar 1998	4.874.862 SITm	812.477	SI 003110380 5	metallurgic and chemical industry
14 COLOR MEDVODE	COMG	15 Jan 1998	1.900.782 SITm	950.391	SI 003110360 7	resin, colours and varnish industry
15 CREINA KRANJ	CRKG	21 Feb 2000	194.376 SITm	48.594	SI 003110915 8	production and wholesale of agricultural and industrial machines and gadgets
16 D HOLDING	DHLR	12 Jan 2005	718.1 SITm	718.100	SI 002111325 1	holding companies management
17 DANA MIRNA	DMRG	7 June 1999	356.128 SITm	356.128	SI 003110520 6	secondary industry of fruit processing and production of alcohol and non-alcohol drinks
18 DZS LJUBLJANA	DZS	12 May 1999	1.429.368 SITm	1.429.368	SI 003110527 1	publishing and trading
19 EGOLES, ŠKOFJA LOKA	GKRG	17 Sep 1999	51.399 SITm	51.399	SI 003110714 5	forest management and sale of wood products
20 ELMO LJUBLJANA	IELG	22 Feb 2001	708 SITm	708.000	SI 003111026 3	electrical installations
21 ETRA 33	ETRG	7 Nov 2002	454.23 SITm	45.423	SI 003110712 9	production of electromotors, generators and transformers
22 FINIRA	FIRR	10 Oct 2002	2.179.206 SITm	2.179.206	SI 002111138 8	holding companies management
23 FOND INVEST	MHLG	30 Jan 2001	595.241 SITm	595.241	SI 003111007 3	holding companies management
24 FRUCTAL AJDOVŠČINA	FRAG	6 Jan 1998	2.504.151 SITm	2.504.151	SI 003110359 9	food-processing industry
25 GEA COLLEGE	GEAL	5 Jan 1995	147.885 SITm	147.885	SI 003110080 1	consulting
26 GEA TOVARNA OLJA	GSBG	30 June 1996	1.254.96 SITm	1.254.960	SI 003110129 6	oil - producing industry
27 GORENJSKI TISK, KRANJ	GTKG	19 Sep 1996	1.070.328 SITm	1.070.328	SI 003110119 7	graphics services
28 GORIŠKE OPEKARNE, RENČE	GORG	8 Mar 1999	523.634 SITm	523.634	SI 003110499 3	production of different clay brick products
29 GOZDNO GOSPODARSTVO BLED	GGBG	27 Dec 1999	611.9 SITm	611.900	SI 003110737 6	forest management
30 GRADIS GP	GLJG	12 July 1999	609.5 SITm	304.750	SI 003110393 8	construction
31 GRAND HOTEL UNION	GHUG	5 Jan 2000	1.814.613 SITm	1.814.613	SI 003110865 5	hotel industry
32 HELIOS DOMŽALE	HDOG	19 Sep 1996	2.199.61 SITm	219.861	SI 003110114 8	intermediary on fuel, mine sector
33 HIDROTEHNIK LJUBLJANA	VHLG	5 July 1999	2.198.61 SITm	384.472	SI 003110551 1	building industry and protection against flood damage
34 HOTEL PALACE PORTOROŽ	PALG	7 Oct 1997	2.346.102 SITm	2.346.102	SI 003110330 0	hotel industry
35 HRAM HOLDING	ST1R	27 Jan 2004	4.346.667 SITm	4.346.667	SI 002111210 5	holding companies management
36 IMP ČRPALKE	ICRG	9 Sep 1998	333.034 SITm	333.034	SI 003110434 0	production of pumps
37 IMP KLIMAT	KLLG	26 Apr 2002	353.9 SITm	353.900	SI 003111114 7	production of air conditioning equipment
38 INFOND HOLDING	IFFR	23 Sept 2002	16.833.414 SITm	16.833.414	SI 002111076 0	holding companies management
39 INFOND HOLDING 1	IFHR	22 Jul 2004	3.777.004 SITm	3.777.004	SI 002111308 7	holding companies management
40 INLES RIBNICA	IHPG	8 Oct 1999	1.218.01 SITm	609.005	SI 003110745 9	production of furniture
41 INTARA LJUBLJANA	INTR	5 Jan 1995	101 SITm	101.000	SI 003110114 8	brokerage house
42 INTEGRAL, JESENICE	INJG	14 Sep 1999	256.556 SITm	256.556	SI 003110708 7	merchandise and passenger transport, motor vehicle service and repairs
43 INTERTRADE ITA	INRG	20 Oct 1997	695.31 SITm	69.531	SI 003110333 4	mechanical engineering representative
44 INTERTRADE ITS	ITSG	24 Apr 1998	1.260 SITm	1.260.000	SI 003110394 6	information and computer service
45 ISKRA AVTOELEKTRIKA	IALG	26 Oct 2004	3.216.626 SITm	1.608.313	SI 003110704 6	production of electrical equipment for machinery and vehicles
46 JADRAN SEŽANA	JASG	23 Sep 1996	165.302 SITm	165.302	SI 003110154 4	commerce industry
47 JATA EMONA	JAMR	15 Jan 2002	3.197.534 SITm	3.197.534	SI 003111109 7	production and retailing of poultry meat
48 JAVOR PIVKA	JPIG	13 Nov 2000	1.194.7 SITm	1.194.700	SI 003110910 9	production of plywood, bound and layer wood, fibre and other slabs
49 JELEN SLOVENSKE KONJICE	JESG	29 Nov 1999	50.849 SITm	50.849	SI 003110430 8	restaurant & hotel capacities
50 JUTEKS ŽALEC	JTKG	2 Nov 1999	641.432 SITm	641.432	SI 003110786 3	carpet production on various linings
51 KD HOLDING	KDHR	5 Feb 2001	10.988.272 SITm	1.373.534	SI 003111046 1	holding companies management
52 KEMA PUČONCI	KEPG	17 Dec 1998	217.346 SITm	217.346	SI 003110420 9	production of special building materials
53 KLASJE CELJE	KLKG	2 July 1999	820.343 SITm	820.343	SI 003110548 7	bread, pastries and sweets production
54 KOMPAS HOTELI KRANJSKA GORA	KHKG	31 May 1996	1.627 SITm	162.700	SI 003110052 0	tourism, hotel industry
55 KOŠAKI TMI MARIBOR	TKMG	11 Oct 1999	432.36 SITm	43.236	SI 003110424 1	secondary meat industry and production of meat products
56 KRONA HOLDING	KRHR	9 May 2002	1.287.121 SITm	1.287.121	SI 002111124 8	holding companies management
57 KS2 NALOŽBE	KS2G	22 Dec 2003	10.911.34 SITm	10.911.340	SI 002111203 0	holding companies management
58 L EGOLES	LEGG	27 Dec 2004	206.896 SIT m	206.896	SI 003111324 2	forest management and sale of wood products
59 LESNINA	MILG	12 Jan 2002	2.906.81 SITm	76.495	SI 003111116 2	wholesale and retail of furniture
60 LESNINA EMMI SLOV.BISTRICA	LSBG	8 May 1996	684.037 SITm	684.037	SI 003110035 5	aluminium and wood production
61 ŽITO INTES	IMTG	9 Mar 2000	2.518.194 SITm	2.518.194	SI 003110920 8	cereal processing and production of farinaceous food

F2) FREE MARKET (3)

COMMON SHARES

	Issuer	Trading code	First trading day	Nominal value of issue traded	Number of shares traded	Isin code	Sector
62	LIP BLEĐ	LLBG	12 Jan 2000	1,942.454 SITm	1,942,454	SI 003110871 3	wood manufacturing
63	LIV POSTOJNA	LIVG	16 Nov 1999	1,616 SITm	161,600	SI 003110796 2	production of vacuum cleaners, plastic tubes and fittings, bicycles, hydraulic elevators and concrete mixers
64	LIZ INŽENIRING LJUBLJANA	LIZG	11 Mar 1999	123,846 SITm	123,846	SI 003110371 4	consulting and engineering in object construction
65	MARINA PORTOROŽ	MAPG	19 Sep 1996	627,864 SITm	313,932	SI 003110058 7	naautical and hotel industry
66	MAKSIMA HOLDING	MAHR	6 May 2003	6,399.85 SITm	6,399,850	SI 002111151 1	holding companies management
67	MAKSIMA INVEST	MKIR	26 Oct 2004	7,451.949 SITm	7,451,949	SI 002111319 4	holding companies management
68	MEDALJON MARIBOR	MEDR	12 Oct 1999	1,734 SITm	1,734,000	SI 003110691 5	management of holding companies, business operations of own real estate and renting own real estate
69	MEDVEŠEK PUŠNIK LJUBLJANA	MPL	12 Dec 1997	160 SITm	80,000	SI 002110324 5	financial consulting
70	MELAMIN KOČEVJE	MKOG	23 Sep 1996	349,913 SITm	349,913	SI 00311020 1	chemical industry
71	MERCATA	MROB	27 Jul 2004	2,891.874 SITm	2,891,874	SI 002111199 0	holding companies management
72	METALKA TRGOVINA	MTGG	2 Jul 2004	1,152.048 SITm	1,152,048	SI 003110566 9	retail trade in unspecial stores
73	MESNA INDUSTRIJA PRIMORSKE	MIPG	19 June 2000	1,478.742 SITm	1,478,742	SI 003110969 5	meat processing industry; wholesale and retail trade with provisions
74	MITOL SEŽANA	MISG	15 May 1997	770.509 SITm	770,509	SI 003110271 6	production and sale of adhesive substances and resinous compound
75	MKT PRINT	MKTG	11 Oct 1999	1,039.54 SITm	103,954	SI 003110094 2	printing, publishing, retail and wholesale
76	MODRA LINIJA HOLDING	MLHR	20 Nov 2002	1,882.991 SIT m	1,882,991	SI 002111058 8	holding companies management
77	M1	M1R	4 Aug 2004	2,681.638 SITm	2,681,638	SI 002111311 1	holding companies management
78	NAMA LJUBLJANA	NALN	30 Apr 2004	953.752 SITm	953,752	SI 003110269 0	retail trade and renting of business premises
79	NFD HOLDING	NFZR	10 Dec 2003	31,859.997 SITm	31,859,997	SI 002111200 6	holding companies management
80	NIKO ŽELEZNIKI	NKPG	17 Sep 1999	358.75 SITm	35,875	SI 003110717 8	office material, industrial paper-clips, electromagnets and other metal mechanisms production
81	PLAMA PUR	POPG	6 Dec 1999	686.798 SITm	686,798	SI 003110822 6	production and refashioning of poliretanic (plastic) foams
82	POM-INVEST	POIR	19 Oct 2001	2,241.983 SITm	2,241,983	SI 002111098 4	holding companies management
83	POM-NALOŽBE	PPIG	13 May 2004	2,296.5 SITm	2,296,500	SI 002111303 8	holding companies management
84	RTC KRVAVEC	RKRG	17 Oct 1997	2,311.468 SITm	1,155,734	SI 003110328 4	ski resort
85	SATURNUS EMBALAŽA LJUBLJANA	SELR	3 Nov 1997	672.512 SITm	84,064	SI 003111175 8	production of package
86	SIJAJ HRASTNIK	SIHG	7 Oct 1999	268.8 SITm	26,880	SI 003110742 6	production of decorative lights and metal products
87	KD GROUP	SKDR	21 Dec 2000	372.872 SITm	186,436	SI 003111016 4	holding companies management
88	SLOVENJALEŠ LJUBLJANA	SLLG	8 May 1996	2,736.04 SITm	273,604	SI 003110040 5	commerce, engineering, representation
89	SVILANIT KAMNIK	SKAG	14 Apr 1997	816.974 SITm	408,487	SI 003110245 0	textile industry
90	TEKSTINA, AJDOVŠČINA	TEAG	12 Feb 1997	1,503.057 SITm	1,503,057	SI 03110221 1	textile industry
91	TERMÉ DOBRNA	ZDDG	5 July 1999	682.01 SITm	682,010	SI 03110539 6	medical services, tourist and hotel trade
92	TOSAMA DOMŽALE	TODG	13 Sep 1996	2,956.7 SITm	295,670	SI 003110136 1	sanitary material production
93	TOVARNA SLADKORJA ORMOŽ	TSOR	12 Apr 1996	4,971.63 SITm	497,163	SI 003110020 7	sugar production
94	TRDNJAVA HOLDING	TROR	31 Mar 2004	2,593.123 SITm	2,593,123	SI 002111219 6	holding companies management
95	TRDNJAVA I HOLDING	TRIR	31 Mar 2004	891.75 SITm	891,750	SI 002111220 4	holding companies management
96	TRIGLAV NALOŽBE	TRSG	7 Apr 2004	13,182.366 SITm	13,182,366	SI 002111223 8	holding companies management
97	TRIGLAV, finančna družba	TFDR	4 Mar 2003	6,356.989 SITm	6,356,989	SI 002111120 6	holding companies management
98	TUB SWATY MARIBOR	TUBG	30 Dec 1997	1,155.76 SITm	288,940	SI 003110344 1	production and trade of knife grinders
99	UNITAS LJUBLJANA	USLG	26 Nov 1998	145.115 SITm	145,115	SI 003110467 0	production of sanitary, water and gas fittings
100	UNIT-AS NEPREMIČNINELJUBLJANA	USAR	20 Feb 2003	173.377 SITm	173,377	SI 003111147 7	trading with own real estate
101	UPIMO GROUP LJUBLJANA	UPGR	9 July 19997	215 SITm	215,000	SI 002110266 8	counseling services on trading and marketing and financial engineering
102	VELANA LJUBLJANA	VLJG	23 Dec 2002	1,409.645 SITm	1,409,645	SI 003110069 4	non-clothing textile manufacturer
103	VIPA HOLDING	VHDR	5 Nov 2003	7,347.565 SITm	7,347,565	SI 002111131 3	other financial intermediation
104	VIZIJA HOLDING	VIHR	17 Mar 2003	2,277.503 SITm	2,277,503	SI 002111125 5	holding companies management
105	VIZIJA HOLDING ENA	VZPG	3 Feb 2004	2,129.725 SITm	2,129,725	SI 002111211 3	holding companies management
106	ZDRAVILIŠČE ROGAŠKA	RGS	11 Feb 1999	898.11 SITm	898,110	SI 003110489 4	health resort
107	ZLATA MONETA II finančna družba	ZM2R	13 Nov 2003	8,232.861 SITm	8,232,861	SI 002111198 2	other financial intermediation
108	ZVON ENA HOLDING	ZVHR	30 Oct 2003	11,520.72 SITm	11,523,260	SI 002111177 6	holding companies management
109	ZVON DVA HOLDING	ZV2R	25 Feb 2004	14,120.934 SITm	14,120,934	SI 002111215 4	holding companies management
110	ŽELEZARNA RAVNE - MONTER DRAVOGRAD	ZMDG	17 Sep 1999	336.225 SITm	336,225	SI 003110696 4	management of investment portfolios of subsidiaries

PREFERRED SHARES

	Issuer	Trading code	First trading day	Nominal value of issue traded	Number of shares traded	Isin code	Sector
1	KD HOLDING	KDHP	18 July 2001	2,131.304 SITm	266,413	SI 003120050 2	holding companies management
2	ZDRAVILIŠČE ROGAŠKA	RGP	11 Feb 1999	55.7 SITm	27,850	SI 003120028 8	health resort

F2) FREE MARKET (4)

CLOSED-END FUNDS

	Issuer	Trading code	First trading day	Nominal value of issue traded	Number of shares traded	Isin code	Sector
1	MAKSIMA, delniška ID	MAIR	21 May 2003	7,811.823 SITm	7,811,823	SI 002111152 9	investment fund
2	INFOND ID	IFIR	23 Sept 2002	8,132.314 SITm	8,132,314	SI 002111078 6	investment fund
3	INFOND ID 1	IFDR	2 Aug 2004	4,956.471 SITm	4,956,471	SI 002111307 9	investment fund
4	KD ID	KDIN	9 Feb 2001	9,204.61 SITm	92,046,145	SI 002111023 2	investment fund
5	KRONA SENIOR	SNON	8 Dec 1998	7,317.04 SITm	73,170,428	SI 002110590 1	investment fund
6	MODRA LINIJA	MLON	7 Apr 1998	3,415,383,300 SIT	34,156,833	SI 002110596 8	investment fund
7	NFD 1 DELNIŠKI INVESTICIJSKI SKLAD	NFIN	26 Oct 1998	15,833.01 SITm	160,580,300	SI 002110600 8	investment fund
8	TRIGLAV STEBER 1, delniška ID	TG1R	11 Aug 2004	14,746.743 SITm	14,746,743	SI 002111312 9	investment fund
9	VIPA INVEST	VIIN	13 Nov 2003	3,079.247 SITm	3,079,247	SI 002111132 1	investment fund
10	ZLATA MONETA I	ZM1N	31 Mar 1999	13,659.56 SITm	136,595,600	SI 002110617 2	investment fund
11	ZVON ENA ID	ZVIR	24 Nov 2003	2,277.577 SITm	2,277,577	SI 002111178 4	investment fund