



MONTHLY STATISTICS
LJUBLJANA STOCK EXCHANGE

April 2005
Year XI., No. 04/05

TURNOVER

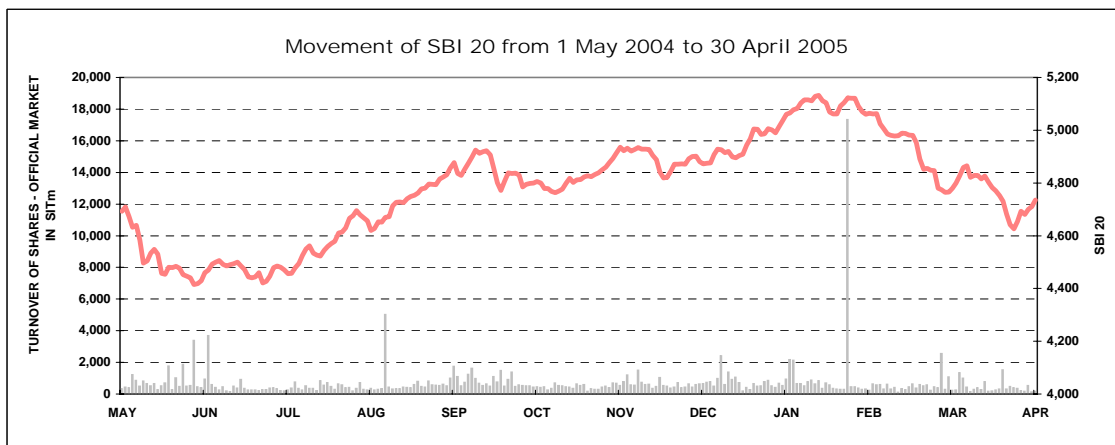
Market	Turnover (in EURm)	Volume in pieces	Number of bargains
Official market	101.01	2,213,404	4,979
Shares	30.59	418,752	4,419
Bonds	70.42	1,794,652	560
Free market	36.89	10,407,204	15,219
Shares	8.01	1,479,233	9,489
Bonds	14.40	176,513	349
Closed-end funds	14.48	8,751,458	5,381
Short-term securities	0.00	0	0
Total	137.91	12,620,608	20,198

MARKET SIZE

Market	Market capitalisation (in EURm)	Number of securities	Number of issuers
Official market	9,041.10	96	39
Shares	4,903.33	28	28
Bonds	4,137.77	68	11
Free market	4,022.65	149	137
Shares	1,904.04	112	110
Bonds	1,161.96	26	16
Closed-end funds	956.64	11	11
Short term securities	-	10	1
Total	13,063.75	245	170

NOMINAL RETURN

STOCK EXCHANGE INDICES	Nominal return in April 2005	Nominal return in year 2005
Slovene stock exchange index (SBI 20)	-2.95%	-0.94%
Investment fund index (PIX)	-3.78%	-1.63%
Bond index (BIO)	0.08%	0.10%





ISSUER

Ljubljana Stock Exchange Inc.
Slovenska 56
1000 Ljubljana

INFORMATIONS

E-mail:	info@ljse.si
Phone:	+386 1 47-10-211 +386 1 47-10-205
Contact persons:	Nataša Žabkar, Simon Mastnak

STATISTICS ON WEB:

http://www.ljse.si/StrAng/Trading/Menu/tr_dpl.htm

Top Five Official Market
4.9.2004

Turnover In SIT	
LKPG	401.268.736
RS56	296.222.500
KRKG	193.149.695
PETG	80.107.211
GRVG	70.387.390

On-line Indices
Market is closed . 4.9.2004 09:21

Index	Value	ABS	%
SBI20	4.462,07	0,00	0,00 O
IPT	3.831,30	0,00	0,00 O
PIX	4.188,26	0,00	0,00 O

News
April 8, 2004, Ljubljanska borza d.d.: MERCATOR, d.d., Ljubljana - temporary suspension of trading with MELR shares
April 7, 2004, Ljubljanska borza d.d.: Salus, d.d., Ljubljana - ex dividend date

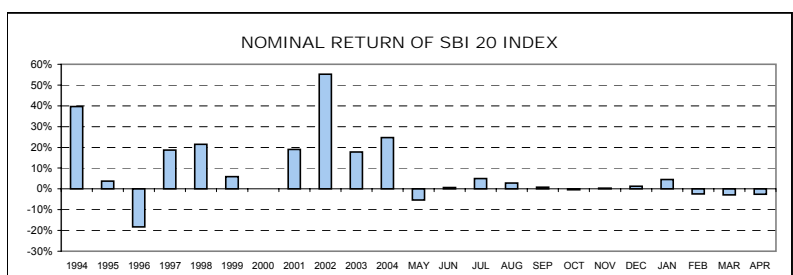
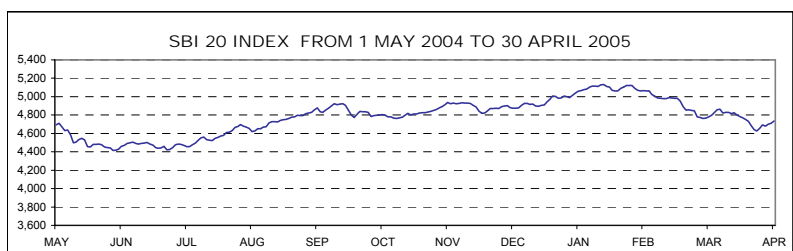
INDEX

	Page
A) STOCK EXCHANGE INDICES	1
A1) Values, yields and movements of Stock Exchange Indices	1
A2) Index compositions	3
B) NUMBER OF ISSUERS, TRADED SECURITIES AND MEMBERS	4
C) TURNOVER	5
C1) Monthly turnover by securities on official market	5
C2) Monthly turnover by securities on free market	7
C3) Most traded securities	12
C4) Turnover by LJSE members	13
C5) Monthly turnover in Years 2004 and 2005	14
D) MARKET CAPITALISATION	17
D1) Market capitalisation of shares	18
D2) Market capitalisation of bonds	21
D3) Market capitalisation of investment funds	23
E) OTHER	24
E1) Indicators (shares on official market)	24
E2) Ownership and net inflow of foreign portfolio investments	25
E3) Record values	26
E4) New listed securities and changes	27
F) LIST OF SECURITIES	28
F1) Official market	28
F2) Free market	30

A) STOCK EXCHANGE INDICES

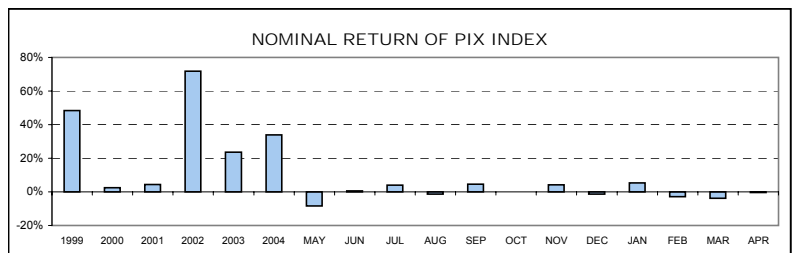
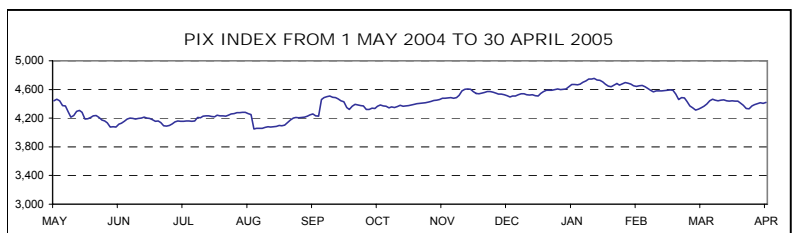
SBI 20 - SLOVENE STOCK EXCHANGE INDEX

Year	Max	Date	Min	Date	Close	Nominal return
1994	1,598.03	28 June 1994	1,131.23	21 Oct 1994	1,396.81	39.68%
1995	1,590.17	9 Nov 1995	1,016.99	13 July 1995	1,448.75	3.72%
1996	1,589.18	13 Mar 1996	891.93	10 Sept 1996	1,183.26	-18.33%
1997	1,655.36	10 Feb 1997	1,156.14	6 Jan 1997	1,404.70	18.71%
1998	2,026.47	10 Aug 1998	1,378.49	6 Jan 1998	1,705.77	21.43%
1999	1,981.87	19 Feb 1999	1,679.48	5 Jan 1999	1,806.26	5.89%
2000	1,903.66	24 Jan 2000	1,584.23	25 May 2000	1,807.94	0.09%
2001	2,159.35	19 Dec 2001	1,700.24	25 Apr 2001	2,151.59	19.01%
2002	3,547.64	8 Nov 2002	2,140.80	3 Jan 2002	3,340.20	55.24%
2003	4,034.53	5 Dec 2003	3,067.67	3 Jul 2003	3,931.64	17.71%
2004	4,935.29	15 Nov 2004	3,922.74	5 Jan 2004	4,904.48	24.74%
Year 2005	Max	Date	Min	Date	Close	Nominal return
January	5,128.56	31 Jan 2005	4,908.79	3 Jan 2005	5,128.56	4.57%
February	5,131.61	1 Feb 2005	5,005.88	28 Feb 2005	5,005.88	-2.39%
March	4,989.02	7 Mar 2005	4,764.25	23 Mar 2005	4,858.45	-2.95%
April	4,865.12	1 Apr 2005	4,625.88	20 Apr 2005	4,734.72	-2.55%



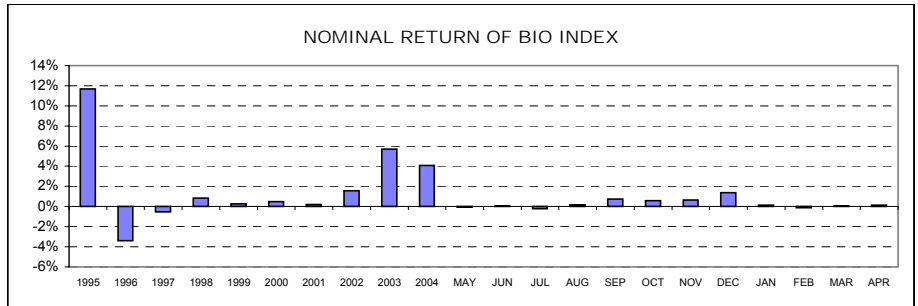
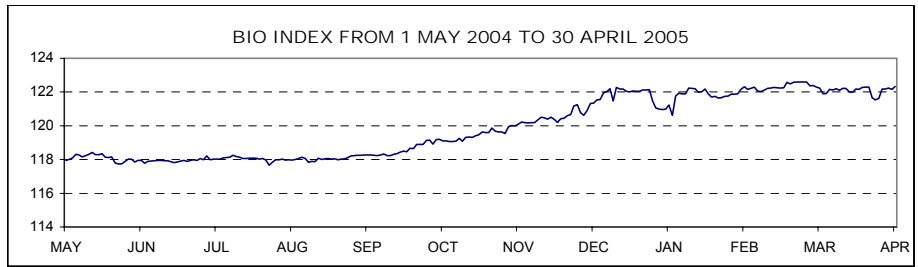
PIX - INVESTMENT FUNDS INDEX

Year	Max	Date	Min	Date	Close	Nominal return
1999	1,633.77	8 Sep 1999	965.15	5 Jan 1999	1,483.50	48.35%
2000	1,572.13	17 Jan 2000	1,097.07	25 May 2000	1,520.79	2.51%
2001	1,588.02	28 Dec 2001	1,328.44	23 May 2001	1,588.02	4.42%
2002	3,013.05	27 Nov 2002	1,551.00	3 Jan 2002	2,729.73	71.89%
2003	3,374.22	29 Dec 2003	2,558.26	12 Mar 2003	3,372.03	23.53%
2004	4,606.40	26 Nov 2004	3,367.18	5 Jan 2004	4,513.38	33.85%
Year 2005	Max	Date	Min	Date	Close	Nominal return
January	4,752.47	31 Jan 2005	4,508.47	3 Jan 2005	4,752.47	5.30%
February	4,732.50	1 Feb 2005	4,614.44	28 Feb 2005	4,614.44	-2.90%
March	4,595.54	10 Mar 2005	4,312.28	23 Mar 2005	4,440.03	-3.78%
April	4,462.86	1 Apr 2005	4,330.72	20 Apr 2005	4,419.03	-0.47%



BIO - STOCK EXCHANGE BOND INDEX

Year	Max	Date	Min	Date	Close	Nominal return
1995	113.52	14 Dec 1995	100.46	5 July 1995	111.68	11.68%
1996	111.96	8 Jan 1996	106.61	28 June 1996	107.89	-3.39%
1997	110.97	8 Apr 1997	104.90	29 Jan 1997	107.31	-0.54%
1998	108.22	30 Dec 1998	101.68	25 May 1998	108.22	0.85%
1999	110.52	4 Feb 1999	104.53	16 Aug 1999	108.50	0.26%
2000	109.63	15 Dec 2000	103.96	9 June 2000	109.03	0.49%
2001	110.08	17 Sept 2001	107.81	21 Mar 2001	109.25	0.20%
2002	111.06	27 Dec 2002	107.17	12 Mar 2002	110.96	1.57%
2003	118.14	21 Nov 2003	110.20	24 Jan 2003	117.27	5.69%
2004	122.27	27 Dec 2004	116.28	14 Jan 2004	122.04	4.07%
Year 2004	Max	Date	Min	Date	Close	Nominal return
January	122.23	27 Jan 2005	120.63	20 Jan 2005	122.20	0.13%
February	122.31	22 Feb 2005	121.65	10 Feb 2005	122.06	-0.12%
March	122.60	16 Mar 2005	121.89	29 Mar 2005	122.16	0.08%
April	122.33	29 Apr 2005	121.53	20 Apr 2005	122.33	0.14%



A2) INDEX COMPOSITIONS

COMPOSITION OF SLOVENE STOCK EXCHANGE INDEX - SBI 20 ON 30 APRIL 2005 *

Issuer	Trading code	Adjusted number of shares	Base value in SIT	Adjusted share	Sector	Market capitalisation (free float) of index on 30 Apr 2005	Sector share
KRKA	KRKG	713,459	30,026.12	10.00	pharmaceuticals	56,724,428,215 SIT	10.11%
PETROL	PETG	862,577	22,251.50	10.00	oil and gas	57,626,147,136 SIT	10.27%
MERCATOR	MELR	1,413,358	4,520.37	10.00	trade	53,945,839,624 SIT	17.39%
GORENJE	GRVG	9,539,832	2,157.29	10.00	household appliances	56,083,050,557 SIT	14.28%
SAVA	SAVA	1,279,566	16,791.89	10.00	industrial conglomerates	57,575,543,671 SIT	17.20%
PIVOVARNA LAŠKO	PILR	7,431,885	6,199.69	9.33	food and beverages	55,015,346,220 SIT	9.80%
INTEREUROPA	IEKG	6,028,059	4,919.17	7.54	transport	40,924,492,551 SIT	18.35%
ISTRABENZ	ITBG	4,329,907	2,700.00	7.26	industrial conglomerates	38,969,163,000 SIT	
LUKA KOPER	LKPG	5,115,201	2,310.79	7.13	transport	39,193,693,102 SIT	
MERKUR	MER	995,500	18,003.70	7.02	trade	39,715,940,385 SIT	
AERODROM LJUBLJANA	AELG	1,936,229	11,492.98	3.97	transport	22,875,383,898 SIT	
TERME CATEŽ	TCRG	381,720	39,457.14	2.63	health resort	14,696,220,000 SIT	
DELO	DELR	500,674	29,663.00	2.53	publishing	14,519,546,000 SIT	2.59%
ŽITO	ZTOG	300,312	18,007.22	1.87	food and beverages	9,374,695,554 SIT	
KOMPAS MTS	MTSG	2,973,005	1,335.81	0.72	trade	3,954,185,840 SIT	

* the same composition have also non-weighted Slovene Stock Exchange Index - SBI 20NT

Market capitalisation of index	561,193,675,752.88
Share of market capitalisation (shares official market) in index	47.75%

COMPOSITION OF INVESTMENT FUNDS INDEX - PIX ON 30 APRIL 2005

Issuer	Trading code	Adjusted number of shares	Base value in SIT	Adjusted share	Market capitalisation of index on 30 Apr 2005
TRIGLAV STEBER I, delniška ID	TG1R	6,858,937	701.10	15.00	25,209,405,639 SIT
NFD 1 DELNIŠKI INVESTICIJSKI SKLAD	NF1N	76,735,440	65.42	15.00	24,992,732,808 SIT
INFOND ID	IFIR	8,132,314	1,691.31	12.36	22,883,762,334 SIT
MAKSIMA ID	MAIR	7,811,823	1,707.96	11.77	19,542,134,535 SIT
KD ID	KDIN	92,046,145	57.74	11.72	21,233,204,729 SIT
ZLATA MONETA I, ID	ZM1N	136,595,600	23.56	11.34	20,283,080,644 SIT
KRONA SENIOR	SN0N	73,170,428	26.93	6.67	11,599,707,951 SIT
MODRA LINIJA	ML0G	34,156,833	170.00	4.94	8,097,218,831 SIT
ZVON ENA ID	ZVIR	2,277,577	2,500.14	4.07	6,937,590,645 SIT
VIPA INVEST	VIIN	3,079,247	1,674.92	3.71	6,441,261,252 SIT
INFOND ID 1	IFDR	4,956,471	1,232.99	3.42	5,758,824,525 SIT
Market capitalisation of index					172,978,923,893 SIT
Share of market capitalisation (inv.funds) in index					75.45%

COMPOSITION OF STOCK EXCHANGE BOND INDEX - BIO ON 30 APRIL 2005

Bonds	Trading code	Base value	Share
SLOVENSKA ODŠKODNINSKA DRUŽBA 2 nd issue	SOS2E	104.03	50.00
REPUBLIKA SLOVENIJA 53 rd issue	RS53	103.50	44.56
REPUBLIKA SLOVENIJA 29 th issue	RS29	105.00	5.44

B) NUMBER OF ISSUERS, TRADED SECURITIES AND MEMBERS

	31 Dec 2002	31 Dec 2003	31 Dec 2004	31 Mar 2005	30 Apr 2005
NUMBER OF ISSUERS	191	181	172	170	170
Official market	48	45	40	39	39
Shares	35	32	29	28	28
Bonds	15	13	11	11	11
Free market	148	140	137	137	137
Shares	101	102	111	110	110
Bonds	14	12	15	16	16
Authorised closed-end funds	29	18	-		
Closed-end funds	4	8	11	11	11
Pension coupons	1	-	-	-	-
	31 Dec 2002	31 Dec 2003	31 Dec 2004	31 Mar 2005	30 Apr 2005
NUMBER OF SECURITIES	266	254	254	246	245
Official market	109	106	105	96	96
Shares	36	32	29	28	28
Bonds	73	74	76	68	68
Free market	157	148	149	150	149
Shares	104	104	113	112	112
Bonds	19	18	25	27	26
Authorised closed-end funds	29	18	-		
Closed-end funds	4	8	11	11	11
Pension coupons	1	-	-	-	-
Short term securities	10	10	10	10	10
	31 Dec 2002	31 Dec 2003	31 Dec 2004	31 Mar 2005	30 Apr 2005
NUMBER OF MEMBERS	27	27	27	27	27

C) TURNOVER

C1) TURNOVER BY SECURITIES ON OFFICIAL MARKET IN APRIL 2005

1. Shares

Issue	Total (in SIT)	Total (in EUR)	Block trades (in SIT)	Cross trades (in SIT)	Share in total turnover on official market	Share in turnover of shares	Volume in pieces	Number of bargains
Total shares	7,333,231,682	30,591,546	2,620,155,375	583,783,498	30.29%	100.00%	418,752	4,419
Common shares	7,332,991,582	30,590,544	2,620,155,375	583,543,398	30.29%	100.00%	418,717	4,418
1 KRKA	2,593,215,961	10,818,154	1,210,005,525	86,429,237	10.71%	35.36%	33,038	1,010
2 MERCATOR	893,939,290	3,729,230	39,050,000	67,967,058	3.69%	12.19%	23,233	582
3 PIVOVARNA LAŠKO	752,676,499	3,139,824	587,602,000	4,901,692	3.11%	10.26%	96,706	177
4 MERKUR	660,928,458	2,756,940	566,452,850	7,619,044	2.73%	9.01%	16,835	107
5 PETROL	561,232,814	2,341,283	0	104,678,774	2.32%	7.65%	8,452	535
6 GORENJE	556,723,088	2,322,444	36,000,000	125,385,247	2.30%	7.59%	93,283	423
7 LUKA KOPER	360,023,484	1,501,900	0	81,074,845	1.49%	4.91%	46,703	330
8 INTEREUROPA	166,197,338	693,289	87,340,000	9,740,461	0.69%	2.27%	24,386	137
9 SAVA	148,779,308	620,648	0	14,402,935	0.61%	2.03%	3,307	229
10 AERODROM LJUBLJANA	134,221,546	559,915	0	9,587,974	0.55%	1.83%	11,410	218
11 ISTRABENZ	98,228,549	409,776	0	11,041,201	0.41%	1.34%	10,642	211
12 DELO	89,486,556	373,304	47,025,000	0	0.37%	1.22%	3,130	31
13 SALUS, LJUBLJANA	80,495,635	335,810	0	13,865,300	0.33%	1.10%	625	43
14 TERME ČATEŽ	67,892,723	283,226	46,680,000	3,285,194	0.28%	0.93%	1,740	30
15 DELO PRODAJA	39,291,887	163,897	0	31,414,255	0.16%	0.54%	6,226	16
16 ŽITO	37,032,050	154,491	0	3,077,116	0.15%	0.50%	1,176	105
17 DROGA	22,090,566	92,156	0	3,289,300	0.09%	0.30%	294	37
18 EMONA OBALA	16,939,922	70,665	0	273,603	0.07%	0.23%	19,902	59
19 ETOL	15,670,056	65,374	0	1,420,470	0.06%	0.21%	301	34
20 KOMPAS MTS	12,130,670	50,606	0	2,065,512	0.05%	0.17%	8,701	30
21 KOLINSKA	12,121,000	50,568	0	966,000	0.05%	0.17%	2,108	14
22 RADENSKA	7,015,447	29,266	0	0	0.03%	0.10%	3,543	26
23 COMET	2,460,601	10,265	0	355,780	0.01%	0.03%	980	12
24 GEODETSKI ZAVOD SLOVENIJE	2,342,180	9,770	0	195,500	0.01%	0.03%	1,046	7
25 MLINOTEST	1,485,034	6,195	0	453,900	0.01%	0.02%	864	11
26 NIKA	262,920	1,097	0	0	0.00%	0.00%	84	2
27 PIVOVARNA UNION	108,000	451	0	53,000	0.00%	0.00%	2	2
Preferred shares	240,100	1,002	0	240,100	0.00%	0.00%	35	1
1 PROBANKA	240,100	1,002	0	240,100	0.00%	0.00%	35	1

2. Bonds

Issue	Total (in SIT)	Total EUR	(in Block trades (in SIT)	Cross trades (in SIT)	Share in total turnover on official market	Share in turnover of bonds	Volume in pieces	Number of bargains
Total bonds	16,879,905,631	70,422,609	16,139,911,648	92,625,975	69.71%	100.00%	1,794,652	560
1 REPUBLIKA SLOVENIJA 59 th issue	10,931,393,970	45,606,048	10,738,945,630	21,149,640	45.15%	64.76%	1,094,535	35
2 REPUBLIKA SLOVENIJA 54 th issue	2,028,741,625	8,463,811	1,991,315,825	212,800	8.38%	12.02%	181,437	16
3 REPUBLIKA SLOVENIJA 57 th issue	2,028,684,950	8,463,577	1,916,946,650	322,800	8.38%	12.02%	189,915	18
4 REPUBLIKA SLOVENIJA 58 th issue	595,875,700	2,485,712	593,990,000	0	2.46%	3.53%	60,190	8
5 REPUBLIKA SLOVENIJA 21 st issue	543,961,266	2,269,382	479,054,543	34,048,812	2.25%	3.22%	65,390	20
6 REPUBLIKA SLOVENIJA 55 th issue	208,788,550	871,104	203,600,000	0	0.86%	1.24%	20,509	15
7 REPUBLIKA SLOVENIJA 39 th issue	127,588,891	532,261	0	19,544,103	0.53%	0.76%	160,401	364
8 REPUBLIKA SLOVENIJA 56 th issue	112,328,400	468,616	110,959,000	31,200	0.46%	0.67%	10,831	5
9 NOVA KBM 5 th issue	105,100,000	438,413	105,100,000	0	0.43%	0.62%	1,000	2
10 BANKA CELJE 7 th issue	38,732,110	161,600	0	0	0.16%	0.23%	1,600	2
11 REPUBLIKA SLOVENIJA 25 th issue	34,663,210	144,594	0	104,010	0.14%	0.21%	3,333	3
12 REPUBLIKA SLOVENIJA 53 rd issue	34,115,604	142,313	0	727,643	0.14%	0.20%	1,306	12
13 REPUBLIKA SLOVENIJA 49 th issue	21,465,722	89,552	0	5,310,553	0.09%	0.13%	225	4
14 BTC HIPOTEKARNE	18,348,756	76,543	0	0	0.08%	0.11%	729	3
15 DEŽELNA BANKA SLOVENIJE 3 rd issue	15,448,911	64,457	0	0	0.06%	0.09%	1,502	3
16 REPUBLIKA SLOVENIJA 38 th issue	9,537,821	39,791	0	544,183	0.04%	0.06%	350	8
17 NOVA KBM 2 nd issue	7,889,134	32,912	0	0	0.03%	0.05%	64	2
18 REPUBLIKA SLOVENIJA 52 nd issue	2,996,000	12,499	0	0	0.01%	0.02%	280	1
19 REPUBLIKA SLOVENIJA 40 th issue	2,447,790	10,211	0	2,447,790	0.01%	0.01%	243	2
20 REPUBLIKA SLOVENIJA 41 st issue	2,419,200	10,092	0	2,419,200	0.01%	0.01%	240	4
21 REPUBLIKA SLOVENIJA 26 th issue	2,001,014	8,348	0	793,686	0.01%	0.01%	79	7
22 REPUBLIKA SLOVENIJA 31 st issue	1,356,800	5,660	0	0	0.01%	0.01%	128	2
23 REPUBLIKA SLOVENIJA 18 th issue	855,235	3,568	0	855,235	0.00%	0.01%	33	1
24 STANOVANJSKI SKLAD RS 1 st issue	853,487	3,560	0	265,081	0.00%	0.01%	132	2
25 REPUBLIKA SLOVENIJA 32 nd issue	754,272	3,147	0	679,131	0.00%	0.00%	30	4
26 ABANKA 4 th issue	733,568	3,060	0	733,568	0.00%	0.00%	30	2
27 REPUBLIKA SLOVENIJA 50 th issue	667,720	2,785	0	667,720	0.00%	0.00%	27	1
28 NLB 11 th issue	494,813	2,064	0	494,813	0.00%	0.00%	2	1
29 REPUBLIKA SLOVENIJA 51 st issue	467,910	1,952	0	467,910	0.00%	0.00%	45	2
30 STANOVANJSKI SKLAD RS 2 nd issue	325,500	1,358	0	325,500	0.00%	0.00%	4	1
31 REPUBLIKA SLOVENIJA 29 th issue	284,299	1,186	0	0	0.00%	0.00%	11	2
32 ABANKA 6 th issue	270,147	1,127	0	270,147	0.00%	0.00%	11	2
33 REPUBLIKA SLOVENIJA 27 th issue	159,750	666	0	159,750	0.00%	0.00%	15	1
34 REPUBLIKA SLOVENIJA 10 th issue	102,806	429	0	0	0.00%	0.00%	20	4
35 REPUBLIKA SLOVENIJA 43 rd issue	50,700	211	0	50,700	0.00%	0.00%	5	1
36 ABANKA 3 rd issue	0	0	0	0	0.00%	0.00%	0	0
37 ABANKA 5 th issue	0	0	0	0	0.00%	0.00%	0	0
38 ABANKA VIPA 7 th issue	0	0	0	0	0.00%	0.00%	0	0
39 BANKA CELJE 4 th issue	0	0	0	0	0.00%	0.00%	0	0
40 BANKA CELJE 5 th issue	0	0	0	0	0.00%	0.00%	0	0
41 BANKA CELJE 6 th issue, A series	0	0	0	0	0.00%	0.00%	0	0
42 BANKA CELJE 8 th issue	0	0	0	0	0.00%	0.00%	0	0
43 BANKA VIPA 3 rd issue	0	0	0	0	0.00%	0.00%	0	0
44 BANKA VIPA 4 th issue	0	0	0	0	0.00%	0.00%	0	0
45 BANKA VIPA 5 th issue	0	0	0	0	0.00%	0.00%	0	0
46 BANKA VIPA 6 th issue	0	0	0	0	0.00%	0.00%	0	0
47 BANKA VIPA 7 th issue	0	0	0	0	0.00%	0.00%	0	0
48 BTC 2 nd issue	0	0	0	0	0.00%	0.00%	0	0
49 HOTELI BERNARDIN	0	0	0	0	0.00%	0.00%	0	0
50 NFD INVESTICIJSKO SVETOVANJE	0	0	0	0	0.00%	0.00%	0	0
51 NLB 10 th issue	0	0	0	0	0.00%	0.00%	0	0
52 NLB 12 th issue	0	0	0	0	0.00%	0.00%	0	0
53 NLB 13 th issue	0	0	0	0	0.00%	0.00%	0	0
54 NLB 3 rd issue	0	0	0	0	0.00%	0.00%	0	0
55 NLB 9 th issue	0	0	0	0	0.00%	0.00%	0	0
56 NOVA KBM 3 rd issue, A series	0	0	0	0	0.00%	0.00%	0	0
57 NOVA KBM 3 rd issue, B series	0	0	0	0	0.00%	0.00%	0	0
58 NOVA KBM 6 th issue	0	0	0	0	0.00%	0.00%	0	0
59 REPUBLIKA SLOVENIJA 22 nd issue	0	0	0	0	0.00%	0.00%	0	0
60 REPUBLIKA SLOVENIJA 23 rd issue	0	0	0	0	0.00%	0.00%	0	0
61 REPUBLIKA SLOVENIJA 33 rd issue	0	0	0	0	0.00%	0.00%	0	0
62 REPUBLIKA SLOVENIJA 37 th issue	0	0	0	0	0.00%	0.00%	0	0
63 REPUBLIKA SLOVENIJA 42 nd issue	0	0	0	0	0.00%	0.00%	0	0
64 REPUBLIKA SLOVENIJA 44 th issue	0	0	0	0	0.00%	0.00%	0	0
65 REPUBLIKA SLOVENIJA 45 th issue	0	0	0	0	0.00%	0.00%	0	0
66 REPUBLIKA SLOVENIJA 48 th issue	0	0	0	0	0.00%	0.00%	0	0
67 REPUBLIKA SLOVENIJA 60 th issue	0	0	0	0	0.00%	0.00%	0	0
68 SKB OBVEZNICE 4 th issue, A series	0	0	0	0	0.00%	0.00%	0	0
69 SKB OBVEZNICE 4 th issue, B series	0	0	0	0	0.00%	0.00%	0	0
Total official market	24,213,137,313	101,014,155	18,760,067,023	676,409,473	100.00%	-	2,213,404	4,979

C2) TURNOVER BY SECURITIES ON FREE MARKET IN APRIL 2005

1. Shares (1)

Issue	Total (in SIT)	Total (in EUR)	Block trades (in SIT)	Cross trades (in SIT)	Share in total turnover on free market	Share in turnover of shares	Volume in pieces	Number of bargains
Total shares	1,920,504,432	8,011,869	473,515,500	306,915,130	21.72%	100.00%	1,479,233	9,489
Total common shares	1,862,225,593	7,768,727	473,515,500	262,310,141	21.06%	96.97%	1,470,544	9,214
1 KD GROUP	258,353,029	1,077,907	240,000,000	3,480,029	2.92%	13.45%	2,153	12
2 KD HOLDING	166,562,951	694,833	0	68,627,438	1.88%	8.67%	14,188	763
3 ZLATA MONETA II	117,185,039	488,834	87,618,000	4,533,146	1.33%	6.10%	234,647	388
4 NFD HOLDING	112,281,227	468,404	0	27,015,714	1.27%	5.85%	131,749	883
5 ZVON ENA HOLDING	101,726,897	424,370	0	20,590,984	1.15%	5.30%	49,711	451
6 MAKSIMA HOLDING	92,076,511	384,151	64,611,420	1,198,493	1.04%	4.79%	104,942	417
7 INFOND HOLDING	88,424,750	368,878	0	2,105,410	1.00%	4.60%	94,766	514
8 HELIOS, DOMŽALE	87,685,357	365,783	0	8,280,000	0.99%	4.57%	382	65
9 MERCATA	83,089,979	346,646	49,666,080	12,991,189	0.94%	4.33%	185,911	241
10 JUTEKS	82,271,325	343,188	0	2,661,340	0.93%	4.28%	2,813	101
11 LESNINA	55,991,346	233,573	0	11,816,153	0.63%	2.92%	196	58
12 VIPA HOLDING	44,172,783	184,275	0	2,721,260	0.50%	2.30%	47,991	315
13 MODRA LINJA HOLDING	37,063,709	154,623	31,620,000	1,366,008	0.42%	1.93%	39,906	80
14 INFOND HOLDING 1	35,033,498	146,148	0	1,828,369	0.40%	1.82%	55,328	547
15 ZVON DVA HOLDING	30,305,648	126,425	0	4,433,699	0.34%	1.58%	68,926	523
16 CINKARNA CELJE	29,996,088	125,134	0	664,000	0.34%	1.56%	1,049	38
17 MEDALJON	28,845,654	120,327	0	160,650	0.33%	1.50%	10,688	10
18 AKTIVA NALOŽBE	27,735,997	115,705	0	7,095,170	0.31%	1.44%	30,788	279
19 ETRA 33	27,077,767	112,966	0	2,200,000	0.31%	1.41%	275	50
20 LIP BLEĐ	25,819,941	107,711	0	3,686,579	0.29%	1.34%	19,018	19
21 AKTIVA INVEST	25,611,860	106,844	0	7,128,407	0.29%	1.33%	1,084	287
22 MEDVEŠEK PUŠNIK	23,075,400	96,258	0	22,972,500	0.26%	1.20%	1,027	5
23 POM-INVEST	17,687,363	73,786	0	3,329,686	0.20%	0.92%	21,006	225
24 TRIGLAV, FINANČNA DRUŽBA	17,582,350	73,348	0	2,957,800	0.20%	0.92%	15,289	349
25 BELINKA	15,304,500	63,841	0	922,600	0.17%	0.80%	2,450	15
26 MAKSIMA INVEST	14,731,696	61,456	0	291,881	0.17%	0.77%	35,185	386
27 SATURNUS EMBALAŽA	13,225,310	55,168	0	516,126	0.15%	0.69%	324	26
28 TRIGLAV NALOŽBE	12,423,340	51,826	0	1,984,360	0.14%	0.65%	32,693	355
29 ARKADA HOLDING	11,614,861	48,454	0	3,618,271	0.13%	0.60%	13,268	76
30 JADRAN	10,862,100	45,316	0	450,000	0.12%	0.57%	2,350	12
31 KS2 NALOŽBE	10,820,843	45,141	0	170,843	0.12%	0.56%	27,052	148
32 VIZIJA HOLDING ENA	10,323,040	43,065	0	438,073	0.12%	0.54%	17,204	112
33 HRAM HOLDING	9,501,734	39,641	0	3,519,208	0.11%	0.49%	28,583	104
34 LIV POSTOJNA	8,568,000	35,746	0	0	0.10%	0.45%	504	12
35 VIZIJA HOLDING	8,154,300	34,017	0	0	0.09%	0.42%	11,649	111
36 POM-NALOŽBE	7,843,484	32,721	0	0	0.09%	0.41%	20,474	222
37 MITOL SEŽANA	7,006,410	29,231	0	764,410	0.08%	0.36%	1,606	8
38 M1	6,897,237	28,772	0	100,738	0.08%	0.36%	16,980	144
39 FINIRA	6,712,964	28,004	0	274,731	0.08%	0.35%	20,997	189
40 PLAMA - PUR	6,070,810	25,325	0	203,350	0.07%	0.32%	1,982	14
41 ISKRA AVTOELEKTRIKA	5,895,659	24,594	0	2,156,000	0.07%	0.31%	658	18
42 VELANA	5,808,762	24,232	0	0	0.07%	0.30%	9,521	17
43 TOSAMA	5,088,167	21,226	0	1,055,920	0.06%	0.26%	430	20
44 SLOVENIJALES	4,740,125	19,773	0	520,212	0.05%	0.25%	382	17
45 TRDNJAVA HOLDING	4,720,373	19,692	0	1,719,100	0.05%	0.25%	15,656	52
46 LESNINA EMMI	4,604,606	19,209	0	35,106	0.05%	0.24%	7,510	20
47 GORENJSKI TISK	4,430,855	18,484	0	87,000	0.05%	0.23%	1,539	21
48 MIP	4,227,820	17,637	0	3,341,770	0.05%	0.22%	1,970	17
49 AGROKOMBINAT MARIBOR	3,982,900	16,615	0	3,830,000	0.05%	0.21%	4,019	18
50 CERTIUS INVEST	3,947,950	16,469	0	785,600	0.04%	0.21%	9,976	47
51 TEKSTINA	3,368,770	14,055	0	1,177,300	0.04%	0.18%	11,725	13
52 JAVOR PIVKA	2,928,243	12,216	0	2,254,200	0.03%	0.15%	5,201	7
53 DZS	2,742,000	11,439	0	0	0.03%	0.14%	461	5
54 FOND INVEST	2,685,699	11,203	0	968,650	0.03%	0.14%	2,532	134
55 AKTIVA AVANT	2,400,931	10,016	0	429,300	0.03%	0.13%	5,507	45
56 KRONA HOLDING	2,205,913	9,203	0	228,613	0.02%	0.11%	4,902	32
57 MELAMIN	2,010,363	8,387	0	1,214,700	0.02%	0.10%	397	9
58 KLASJE CELJE	1,920,788	8,013	0	0	0.02%	0.10%	4,884	5
59 FRUCTAL	1,870,194	7,802	0	586,972	0.02%	0.10%	1,490	28
60 TRDNJAVA I HOLDING	1,782,190	7,435	0	1,238,760	0.02%	0.09%	5,749	24
61 UNITAS, LJUBLJANA	1,689,600	7,048	0	0	0.02%	0.09%	732	4
62 GOZDNO GOSPODARSTVO BLEĐ	1,583,270	6,605	0	231,800	0.02%	0.08%	832	5
63 COLOR	1,367,062	5,703	0	231,514	0.02%	0.07%	508	17
64 CREINA	1,366,120	5,699	0	1,366,120	0.02%	0.07%	287	4
65 HOTELI PALACE	1,145,728	4,780	0	394,828	0.01%	0.06%	763	11
66 CETIS	1,050,000	4,381	0	210,000	0.01%	0.05%	30	3
67 TOVARNA SLADKORJA ORMOŽ	992,760	4,141	0	0	0.01%	0.05%	128	6
68 GRAND HOTEL UNION	936,751	3,908	0	0	0.01%	0.05%	345	5
69 INTERTRADE ITS	837,300	3,493	0	666,000	0.01%	0.04%	452	4
70 GEA TOVARNA OLJA	766,878	3,199	0	0	0.01%	0.04%	850	5

1. Shares (2)

	Issue	Total (in SIT)	Total (in EUR)	Block trades (in SIT)	Cross trades (in SIT)	Share in total turnover on free market	Share in turnover of shares	Volume in pieces	Number of bargains
71	ALPETOUR POTOVALNA AGENCIJA	689,522	2,876	0	204,260	0.01%	0.04%	287	4
72	MARINA PORTOROŽ	450,000	1,877	0	0	0.01%	0.02%	50	1
73	UNIT-AS LJUBLJANA	397,000	1,656	0	0	0.00%	0.02%	92	2
74	KOŠAKI TMI	240,000	1,001	0	0	0.00%	0.01%	16	1
75	NIKO	224,000	935	0	224,000	0.00%	0.01%	7	1
76	ŽITO INTES	178,799	746	0	0	0.00%	0.01%	789	4
77	DANA	175,450	732	0	0	0.00%	0.01%	121	2
78	JATA EMONA	169,219	706	0	0	0.00%	0.01%	207	2
79	CAPITA	162,250	677	0	0	0.00%	0.01%	295	2
80	ZELEZARNA RAVNE - MONTER DRAVOGRAD	119,550	499	0	0	0.00%	0.01%	108	4
81	SUJAJ HRASTNIK	116,006	484	0	0	0.00%	0.01%	58	2
82	AVTOPREVOZNIŠTVO IN SERVISI	110,240	460	0	0	0.00%	0.01%	1,160	3
83	GORIŠKE OPEKARNE	99,500	415	0	0	0.00%	0.01%	80	2
84	KOMPAS HOTELI	83,790	350	0	0	0.00%	0.00%	12	2
85	IMP ČRPALKE LJUBLJANA	55,000	229	0	0	0.00%	0.00%	47	3
86	LIZ INŽENIRING	52,200	218	0	0	0.00%	0.00%	58	2
87	ZDRAVILIŠČE ROGAŠKA	35,951	150	0	28,301	0.00%	0.00%	374	3
88	TERME DOBRNA	25,500	106	0	25,500	0.00%	0.00%	15	2
89	GEA COLLEGE	14,580	61	0	0	0.00%	0.00%	12	1
90	UPIMO GROUP	10,960	46	0	0	0.00%	0.00%	180	3
91	EGOLES	1,201	5	0	0	0.00%	0.00%	6	1
92	RTC KRVAVEC	0	0	0	0	0.00%	0.00%	0	0
93	SVILANIT KAMNIK	0	0	0	0	0.00%	0.00%	0	0
94	GRADIS. GP LJUBLJANA	0	0	0	0	0.00%	0.00%	0	0
95	D HOLDING	0	0	0	0	0.00%	0.00%	0	0
96	INLES	0	0	0	0	0.00%	0.00%	0	0
97	SWATY	0	0	0	0	0.00%	0.00%	0	0
98	METALKA TRGOVINA	0	0	0	0	0.00%	0.00%	0	0
99	KEMA PUCONCI	0	0	0	0	0.00%	0.00%	0	0
100	INTEGRAL JESENICE	0	0	0	0	0.00%	0.00%	0	0
101	NAMA	0	0	0	0	0.00%	0.00%	0	0
102	ELMO	0	0	0	0	0.00%	0.00%	0	0
103	MK TISKARNA	0	0	0	0	0.00%	0.00%	0	0
104	INTERTRADE ITA	0	0	0	0	0.00%	0.00%	0	0
105	HIDROTEHNIK	0	0	0	0	0.00%	0.00%	0	0
106	CAP NALOŽBE	0	0	0	0	0.00%	0.00%	0	0
107	IMP KLIMAT	0	0	0	0	0.00%	0.00%	0	0
108	L EGOLES	0	0	0	0	0.00%	0.00%	0	0
109	JELEN GOSTINSKO PODJETJE	0	0	0	0	0.00%	0.00%	0	0
110	INTARA	0	0	0	0	0.00%	0.00%	0	0
	Preferred shares	58,278,839	243,142	0	44,604,989	0.66%	3.03%	8,689	275
1	KD HOLDING	58,278,839	243,142	0	44,604,989	0.66%	3.03%	8,689	275
2	ZDRAVILIŠČE ROGAŠKA	0	0	0	0	0.00%	0.00%	0	0

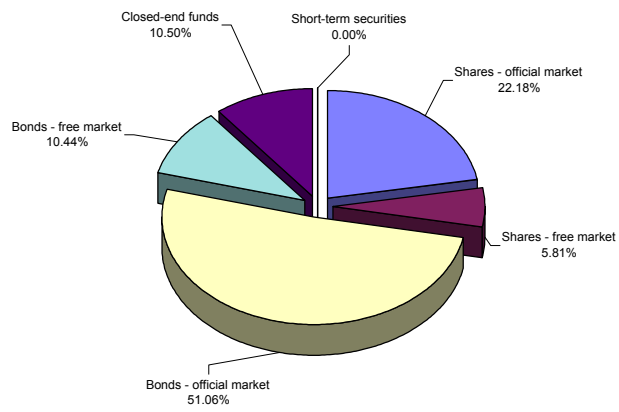
2. Bonds

Issue	Total (in SIT)	Total (in EUR)	Block trades (in SIT)	Cross trades (in SIT)	Share in total turnover on free market	Share in turnover of bonds	Volume in pieces	Number of bargains
Total bonds	3,450,989,764	14,396,680	2,208,650,710	164,876,048	39.02%	100.00%	176,513	349
1 SLOV. ODŠKODNINSKA DRUŽBA 2 nd issue	2,026,112,805	8,452,552	877,612,523	137,768,074	22.91%	58.71%	154,113	324
2 NLB 15 th issue	649,165,000	2,707,989	649,165,000	0	7.34%	18.81%	6,200	3
3 POSLOVNI SISTEM MERCATOR	340,555,334	1,420,712	340,555,334	0	3.85%	9.87%	13,720	4
4 ZAVAROVALNICA TRIGLAV 1 st issue	325,948,818	1,359,837	311,096,388	14,852,430	3.69%	9.45%	1,251	6
5 DARS 1 st issue	65,740,000	274,246	0	0	0.74%	1.90%	600	3
6 ABANKA VIPA 10 th issue	31,212,263	130,221	30,221,465	0	0.35%	0.90%	126	2
7 PROBANKA 7 th issue	9,299,776	38,793	0	9,299,776	0.11%	0.27%	386	3
8 PROBANKA 4 th issue	1,666,493	6,952	0	1,666,493	0.02%	0.05%	110	2
9 NLB 8 th issue	1,240,611	5,175	0	1,240,611	0.01%	0.04%	5	1
10 PROBANKA 6 th issue	48,664	203	0	48,664	0.00%	0.00%	2	1
11 ABANKA VIPA 8 th issue	0	0	0	0	0.00%	0.00%	0	0
12 ABANKA VIPA 9 th issue	0	0	0	0	0.00%	0.00%	0	0
13 AUTOCOMMERCE 1 st issue	0	0	0	0	0.00%	0.00%	0	0
14 BANKA KOPER 4 th issue	0	0	0	0	0.00%	0.00%	0	0
15 BANKA ZASAVJE 3 rd issue	0	0	0	0	0.00%	0.00%	0	0
16 DEŽELNA BANKA SLOVENIJE 4 th issue	0	0	0	0	0.00%	0.00%	0	0
17 KD INVESTMENTS 1 st issue	0	0	0	0	0.00%	0.00%	0	0
18 NLB 14 th issue	0	0	0	0	0.00%	0.00%	0	0
19 NLB 7 th issue	0	0	0	0	0.00%	0.00%	0	0
20 POŠTNA BANKA SLOVENIJE 2 nd issue	0	0	0	0	0.00%	0.00%	0	0
21 POŠTNA BANKA SLOVENIJE 3 rd issue	0	0	0	0	0.00%	0.00%	0	0
22 POŠTNA BANKA SLOVENIJE 5 th issue	0	0	0	0	0.00%	0.00%	0	0
23 POTEZA NALOŽBE	0	0	0	0	0.00%	0.00%	0	0
24 PROBANKA 5 th issue	0	0	0	0	0.00%	0.00%	0	0
25 SIP STROJNA INDUSTRIJA 1 st issue, A series	0	0	0	0	0.00%	0.00%	0	0
26 SIP STROJNA INDUSTRIJA 1 st issue, B series	0	0	0	0	0.00%	0.00%	0	0
27 STANOVANJSKI SKLAD 3 rd issue	0	0	0	0	0.00%	0.00%	0	0
Total free market (shares and bonds)	5,371,494,196	22,408,549	2,682,166,210	471,791,178	60.74%	-	1,655,746	9,838

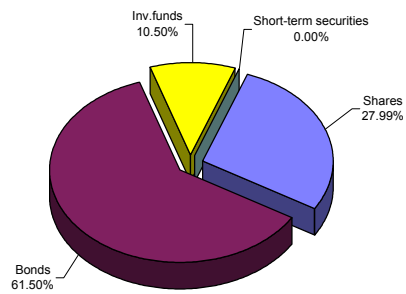
3. Investment funds

Issue	Total (in SIT)	Total (in EUR)	Block trades (in SIT)	Cross trades (in SIT)	Share in total turnover on free market	Share in turnover of closed-end funds	Volume in pieces	Number of bargains
Total closed-end funds	3,472,026,222	14,484,601	2,015,605,000	272,288,206	39.26%	100.00%	8,751,458	5,381
1 NFD 1 DELNIŠKI INVESTICIJSKI SKLAD	1,141,735,612	4,763,058	926,412,000	41,527,853	12.91%	32.88%	3,543,616	699
2 TRIGLAV STEBER I, delniška ID	719,364,673	3,001,101	501,170,000	30,805,266	8.13%	20.72%	195,830	561
3 INFOND ID	332,180,129	1,385,745	92,103,000	20,564,368	3.76%	9.57%	119,522	607
4 ZLATA MONETA I, ID	324,663,302	1,354,401	150,000,000	45,754,396	3.67%	9.35%	2,201,689	466
5 MAKSIMA ID	314,460,690	1,311,959	225,920,000	25,492,061	3.56%	9.06%	125,540	418
6 KD ID	283,195,230	1,181,408	0	45,951,795	3.20%	8.16%	1,230,246	1,071
7 MODRA LINIJA	140,336,675	585,448	120,000,000	5,401,232	1.59%	4.04%	584,243	111
8 KRONA SENIOR	109,154,967	455,383	0	30,661,610	1.23%	3.14%	694,345	176
9 VIPA INVEST	43,321,574	180,724	0	15,860,035	0.49%	1.25%	21,194	352
10 ZVON ENA ID	36,002,690	150,192	0	4,377,440	0.41%	1.04%	11,870	425
11 INFOND ID 1	27,610,680	115,182	0	5,892,150	0.31%	0.80%	23,363	495
Short-term securities	0	0	0	0	0.00%	-	0	0
Total free market	8,843,520,418	36,893,150	4,697,771,210	744,079,384	100.00%	-	10,407,204	15,219
Total turnover in April 2005	33,056,657,731	137,907,305	23,457,838,233	1,420,488,857	-	-	12,620,608	20,198

Structure of turnover by securities in April 2005



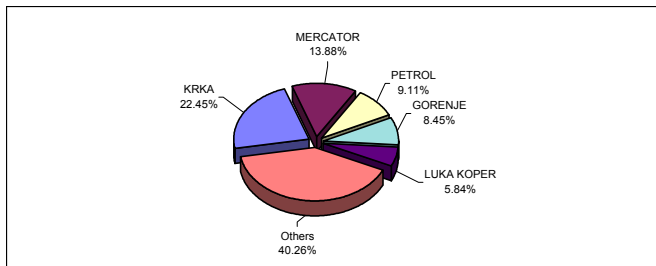
Structure of turnover by securities - all markets - April 2005



C3) MOST TRADED SECURITIES IN APRIL 2005

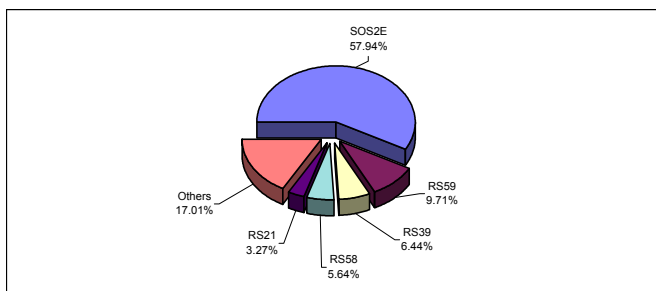
MOST TRADED SHARES

Issuer	Turnover (in SIT) - order book trades only	Market capitalisation as of 30 Apr 2005 (in SIT)	Number of bargains - order book trades only
KRKA	1,383,210,436	281,659,689,047	1,003
MERCATOR	854,889,290	122,463,977,434	581
PETROL	561,232,814	139,379,427,455	535
GORENJE	520,723,088	71,721,726,000	422
LUKA KOPER	360,023,484	54,708,108,000	330
Others	2,479,986,127	961,584,835,114	11,016
Total	6,160,065,239	1,631,517,763,050	13,887



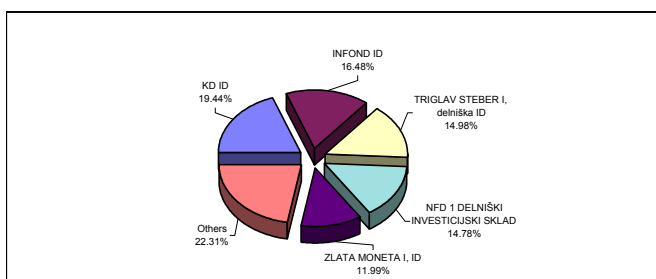
MOST TRADED BONDS

Issuer	Turnover (in SIT) - order book trades only	Market capitalisation as of 30 Apr 2005 (in SIT)	Number of bargains - order book trades only
SLOVENSKA ODŠKODNINSKA DRUŽBA 2 nd issue	1,148,500,282	184,095,177,068	317
REPUBLIKA SLOVENIJA 59 th issue	192,448,340	117,265,635,000	12
REPUBLIKA SLOVENIJA 39 th issue	127,588,891	23,856,000,000	364
REPUBLIKA SLOVENIJA 58 th issue	111,738,300	96,750,000,000	9
REPUBLIKA SLOVENIJA 21 st issue	64,906,723	16,994,900,000	16
Others	337,150,501	831,222,967,690	118
Total	1,982,333,037	1,270,184,679,758	836



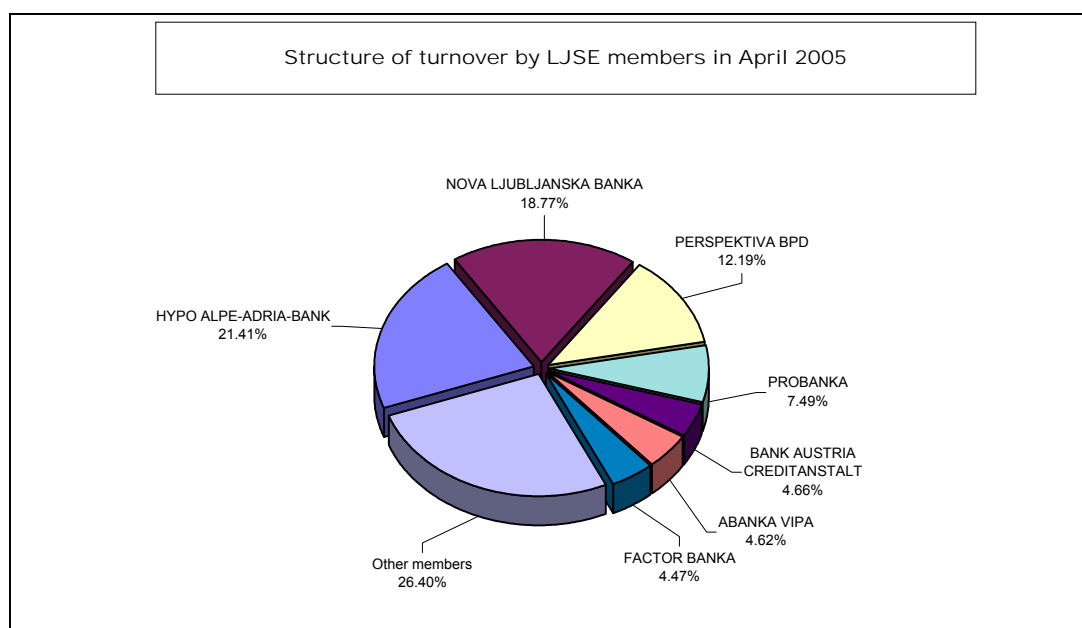
MOST TRADED INVESTMENT FUNDS

Investment Funds	Turnover (in SIT) - order book trades only	Market capitalisation as of 30 Apr 2005 (in SIT)	Number of bargains - order book trades only
KD ID	283,195,230	21,233,204,729	1,071
INFOND ID	240,077,129	22,883,762,334	606
TRIGLAV STEBER I, delniška ID	218,194,673	54,200,326,690	558
NFD 1 DELNIŠKI INVESTICIJSKI SKLAD	215,323,612	52,301,003,710	697
ZLATA MONETA I, ID	174,663,302	20,283,080,644	465
Others	324,967,276	58,376,737,739	1,975
Total	1,456,421,222	229,278,115,846	5,372



C4) TURNOVER BY LJSE MEMBERS IN APRIL 2005

	Member	Official market (in SIT)	Free market (in SIT)	Total (in SIT)	Share in turnover
1	HYPO ALPE-ADRIA-BANK	13,551,516,171	604,059,939	14,155,576,110	21.41%
2	NOVA LJUBLJANSKA BANKA	10,619,035,435	1,787,264,791	12,406,300,226	18.77%
3	PERSPEKTIVA BPD	5,201,346,474	2,860,327,586	8,061,674,060	12.19%
4	PROBANKA	3,381,428,234	1,571,873,505	4,953,301,739	7.49%
5	BANK AUSTRIA CREDITANSTALT	2,979,738,463	98,901,826	3,078,640,289	4.66%
6	ABANKA VIPA	624,544,211	2,426,680,731	3,051,224,942	4.62%
7	FACTOR BANKA	2,050,241,173	905,323,633	2,955,564,806	4.47%
8	RAIFFEISEN KREKOVA BANKA	1,292,351,928	911,090,425	2,203,442,353	3.33%
9	POTEZA	970,318,347	1,205,603,230	2,175,921,577	3.29%
10	SKB BANKA	2,075,816,030	51,074,955	2,126,890,985	3.22%
11	ILIRIKA	1,058,536,490	742,455,636	1,800,992,126	2.72%
12	MARIBORSKA BPH	1,063,805,214	661,797,295	1,725,602,509	2.61%
13	DEŽELNA BANKA SLOVENIJE	312,149,640	698,388,111	1,010,537,751	1.53%
14	GBD GORENJSKA BORZNO POSREDNIŠKA DRUŽBA	429,456,572	540,835,552	970,292,124	1.47%
15	ARGONOS BPH	368,792,196	527,252,088	896,044,284	1.36%
16	CERTIUS BPH	311,134,005	514,629,066	825,763,071	1.25%
17	BANKA KOPER	587,136,906	85,756,866	672,893,772	1.02%
18	PFCI	441,529,407	177,688,238	619,217,645	0.94%
19	CELJSKA BORZNO-POSREDNIŠKA HIŠA	352,103,203	227,024,310	579,127,513	0.88%
20	MEDVEŠEK PUŠNIK	281,994,616	178,762,908	460,757,524	0.70%
21	KD BPD	86,508,817	345,180,065	431,688,882	0.65%
22	PM&A BPD	93,168,471	216,350,777	309,519,248	0.47%
23	PUBLIKUM	132,684,979	63,308,522	195,993,501	0.30%
24	MOJA DELNICA BPH	66,005,173	91,694,903	157,700,076	0.24%
25	VERITAS BH	44,154,781	87,600,464	131,755,245	0.20%
26	B P H	29,094,682	84,564,227	113,658,909	0.17%
27	GORENJSKA BANKA	21,683,006	21,551,184	43,234,190	0.07%
	TOTAL	48,426,274,624	17,687,040,833	66,113,315,457	100.00%



C5) TURNOVER IN YEARS 2004 AND 2005

MONTHLY TURNOVER ON OFFICIAL MARKET

Year 2004	Number of trading days	Turnover (in SIT)		average	Number of bargains	
		per month	average per day	per bargain	per month	average per day
April	20	31,337,097,981	1,566,854,899	2,665,853	11,755	588
May	21	28,584,317,153	1,361,157,960	3,129,784	9,133	435
June	21	17,620,895,972	839,090,284	2,938,775	5,996	286
July	22	13,772,617,008	626,028,046	1,961,632	7,021	319
August	22	16,338,945,849	742,679,357	2,221,777	7,354	334
September	22	23,041,257,690	1,047,329,895	2,160,253	10,666	485
October	21	15,209,301,247	724,252,440	2,241,276	6,786	323
November	21	21,583,565,659	1,027,788,841	2,815,125	7,667	365
December	22	26,286,870,885	1,194,857,767	2,378,257	11,053	502
TOTAL	255	256,666,278,605			106,587	
AVERAGE 2004	21	21,388,856,550	1,006,534,426	2,408,045	8,882	418
Year 2005						
January	21	19,798,558,961	942,788,522	2,445,172	8,097	386
February	19	35,296,596,348	1,857,715,597	5,692,081	6,201	326
March	22	19,436,609,194	883,482,236	3,049,358	6,374	290
April	20	24,213,137,311	1,210,656,866	4,863,052	4,979	249
TOTAL	82	98,744,901,813			25,651	
AVERAGE 2005	21	24,686,225,453	1,204,206,120	3,849,554	6,413	313

MONTHLY TURNOVER ON FREE MARKET *

Year 2004	Number of trading days	Turnover (in SIT)		average	Number of bargains	
		per month	average per day	per bargain	per month	average per day
April	20	9,389,974,965	469,498,748	433,217	21,675	1,084
May	21	10,187,798,834	485,133,278	570,489	17,858	850
June	21	8,938,831,753	425,658,655	624,438	14,315	682
July	22	9,393,594,458	426,981,566	611,244	15,368	699
August	22	9,578,975,233	435,407,965	561,027	17,074	776
September	22	10,357,166,030	470,780,274	521,037	19,878	904
October	21	11,085,953,916	527,902,567	735,484	15,073	718
November	21	11,563,003,008	550,619,191	363,479	31,812	1,515
December	22	25,094,849,016	1,140,674,955	1,194,424	21,010	955
TOTAL	255	139,985,652,788			246,481	
AVERAGE 2004	21	11,665,471,066	548,963,344	567,937	20,540	967
Year 2005						
January	21	9,770,109,699	465,243,319	607,859	16,073	765
February	19	9,918,896,561	522,047,187	523,149	18,960	998
March	22	10,523,583,575	478,344,708	520,789	20,207	919
April	20	8,843,520,417	442,176,021	581,084	15,219	761
TOTAL	82	39,056,110,251			70,459	
AVERAGE 2005	21	9,764,027,563	476,294,027	554,310	17,615	859

* Includes the turnover of shares, bonds, inv.funds and short-term securities.

MONTHLY TURNOVER ON ALL MARKETS

Year 2004 Month	Number of trading days	Turnover (in SIT)		average	Number of bargains	
		per month	average per day	per bargain	per month	average per day
April	20	40,727,072,946	2,036,353,647	1,218,279	33,430	1,672
May	21	38,772,115,987	1,846,291,237	1,436,483	26,991	1,285
June	21	26,559,727,725	1,264,748,939	1,307,652	20,311	967
July	22	23,166,211,466	1,053,009,612	1,034,714	22,389	1,018
August	22	25,917,921,083	1,178,087,322	1,060,992	24,428	1,110
September	22	33,398,423,720	1,518,110,169	1,093,453	30,544	1,388
October	21	26,295,255,164	1,252,155,008	1,202,949	21,859	1,041
November	21	33,146,568,666	1,578,408,032	839,600	39,479	1,880
December	22	51,381,719,901	2,335,532,723	1,602,524	32,063	1,457
TOTAL	255	396,651,931,393			353,068	
AVERAGE 2004	21	33,054,327,616	1,555,497,770	1,123,443	29,422	1,385
Year 2005						
January	21	29,568,668,659	1,408,031,841	1,223,362	24,170	1,151
February	19	45,215,492,908	2,379,762,785	1,797,047	25,161	1,324
March	22	29,960,192,769	1,361,826,944	1,127,128	26,581	1,208
April	20	33,056,657,728	1,652,832,886	1,636,630	20,198	1,010
TOTAL	82	137,801,012,065			96,110	
AVERAGE 2005	21	34,450,253,016	1,680,500,147	1,433,784	24,028	1,172

TURNOVER BY SECURITIES ON ALL MARKETS OF LJUBLJANA STOCK EXCHANGE IN YEARS 1996 - 2004

Total turnover and number of bargains

Year	Number of trading days	Turnover (in SIT)		average	Number of bargains	
		per year	average per day	per bargain	per year	average per day
2005	82	137,801,012,065	1,680,500,147	1,433,784	96,110	1,172
2004	255	396,651,931,393	1,555,497,770	1,123,443	353,068	1,385
2003	249	340,236,695,283	1,366,412,431	995,420	341,802	1,373
2002	247	481,040,836,708	1,947,533,752	1,062,358	452,805	1,833
2001	247	348,643,571,200	1,411,512,434	1,088,977	320,157	1,296
2000	249	269,617,104,598	1,082,799,617	679,818	396,602	1,593
1999	254	265,671,058,734	1,045,949,050	594,292	447,038	1,760
1998	252	173,374,959,032	687,995,869	729,680	237,604	943
1997	249	108,296,251,892	434,924,706	771,594	140,354	564
1996	240	87,004,346,423	362,518,110	662,875	131,253	547

Average turnover and number of bargains

Year	Turnover (in SIT)			Number of bargains	
	per month	per day	per bargain	per month	per day
2005	34,450,253,016	1,680,500,147	1,433,784	24,028	1,172
2004	33,054,327,616	1,555,497,770	1,123,443	29,422	1,385
2003	28,353,057,940	1,366,412,431	995,420	28,484	1,373
2002	40,086,736,392	1,947,533,752	1,062,358	37,734	1,833
2001	29,053,630,933	1,411,512,434	1,088,977	26,680	1,296
2000	22,468,092,050	1,082,799,617	679,818	33,050	1,593
1999	22,139,254,895	1,045,949,050	594,292	37,253	1,760
1998	14,447,913,253	687,995,869	729,680	19,800	943
1997	9,024,687,658	434,924,706	771,594	11,696	564
1996	7,250,362,202	362,518,110	662,875	10,938	547

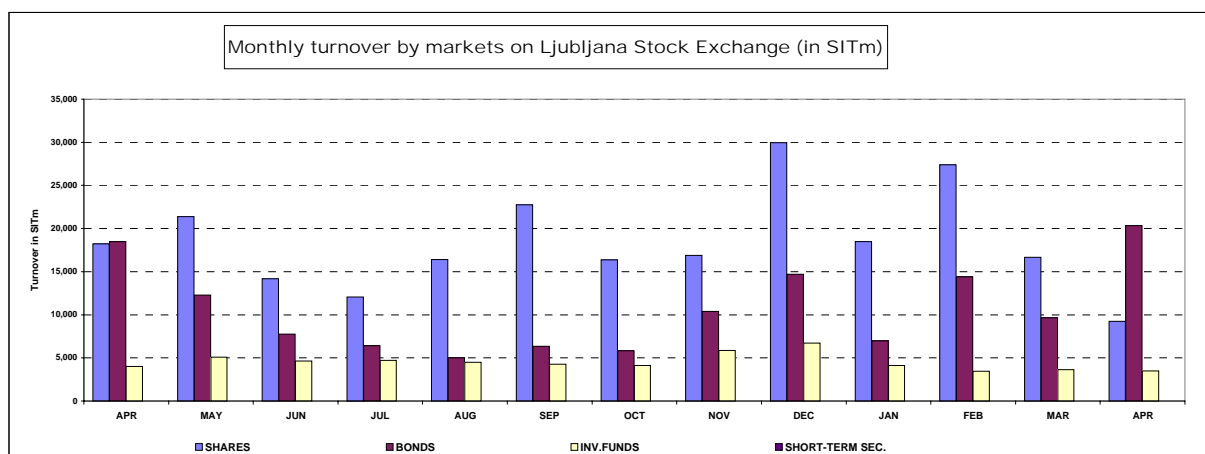
STRUCTURE OF TURNOVER

MONTHLY TURNOVER BY MARKETS ON LJUBLJANA STOCK EXCHANGE (in SIT)

YEAR 2004	OFFICIAL MARKET		FREE MARKET		AUTHORISED CLOSED-END FUNDS	CLOSED-END FUNDS	SHORT-TERM SECURITIES	TOTAL
	SHARES	BONDS	SHARES	BONDS				
April	14,080,522,204	17,256,575,777	4,136,457,868	1,227,216,741	338,293,187	3,688,007,169	0	40,727,072,944
May	17,516,930,094	11,067,387,059	3,858,634,120	1,235,366,339	119,782,341	4,974,016,034	0	38,772,115,984
June	11,372,100,788	6,248,795,184	2,791,532,951	1,526,374,080	132,584,610	4,488,340,112	0	26,559,727,725
July	9,236,795,958	4,535,821,050	2,824,991,655	1,872,427,868	424,708,999	4,271,465,936	0	23,166,211,466
August	13,658,292,431	2,680,653,419	2,761,443,286	2,338,663,056	401,844,354	4,077,024,537	0	25,917,921,083
September	18,713,368,310	4,327,889,380	4,042,792,792	2,036,874,461	37,096,342	4,240,402,434	0	33,398,423,720
October	10,933,000,164	4,276,301,084	5,428,061,291	1,540,058,981	32,086,790	4,085,746,855	0	26,295,255,164
November	12,583,163,104	9,000,402,555	4,299,247,681	1,396,047,175		5,867,708,152	0	33,146,568,666
December	16,208,743,903	10,078,126,982	13,730,861,241	4,633,186,258		6,730,801,518	0	51,381,719,901
TOTAL 2004	165,968,964,279	90,697,314,326	57,134,049,726	22,887,047,321	4,570,959,191	55,393,596,550	0	396,651,931,393
Year 2005								
January	15,501,544,573	4,297,014,388	2,968,018,532	2,691,184,376		4,110,906,796	0	29,568,668,665
February	25,111,478,460	10,185,117,887	2,262,235,531	4,219,858,522		3,436,802,507	0	45,215,492,908
March	12,843,323,706	6,593,285,488	3,824,240,780	3,047,434,371		3,651,908,424	0	29,960,192,769
April	7,333,231,682	16,879,905,631	1,920,504,432	3,450,989,764		3,472,026,222	0	33,056,657,731
Total 2005	60,789,578,421	37,955,323,394	10,974,999,275	13,409,467,034	0	14,671,643,949	0	137,801,012,073

MONTHLY TURNOVER BY SECURITIES ON LJUBLJANA STOCK EXCHANGE (in SIT)

YEAR 2004	SHARES	BONDS	INVESTMENT FUNDS	SHORT-TERM SECURITIES	TOTAL
April	18,216,980,072	18,483,792,518	4,026,300,356	0	40,727,072,944
May	21,375,564,214	12,302,753,398	5,093,798,375	0	38,772,115,984
June	14,163,633,738	7,775,169,264	4,620,924,722	0	26,559,727,725
July	12,061,787,612	6,408,248,919	4,696,174,935	0	23,166,211,466
August	16,419,735,716	5,019,316,475	4,478,868,891	0	25,917,921,083
September	22,756,161,102	6,364,763,841	4,277,498,777	0	33,398,423,720
October	16,361,061,455	5,816,360,065	4,117,833,645	0	26,295,255,164
November	16,882,410,785	10,396,449,730	5,867,708,152	0	33,146,568,666
December	29,939,605,144	14,711,313,240	6,730,801,518	0	51,381,719,901
TOTAL 2004	168,176,939,838	87,278,167,449	43,909,909,370	0	299,365,016,652
Year 2005					
January	18,469,563,105	6,988,198,764	4,110,906,796	0	29,568,668,665 SIT
February	27,373,713,992	14,404,976,410	3,436,802,507	0	45,215,492,908 SIT
March	16,667,564,486	9,640,719,859	3,651,908,424	0	29,960,192,769 SIT
April	9,253,736,114	20,330,895,395	3,472,026,222	0	33,056,657,731 SIT
Total 2005	71,764,577,697	51,364,790,428	14,671,643,949	0	137,801,012,073 SIT



D) MARKET CAPITALISATION

MARKET CAPITALISATION - OFFICIAL MARKET (in SIT)

	30 Apr 2004	31 Dec 2004	31 Mar 2005	30 Apr 2005	Index 30 Apr 2005 / 31 Mar 2005	Index 30 Apr 2005 / 31 Dec 2004	Index 30 Apr 2005 / 30 Apr 2004	Share
SHARES	1,173,805,256,030	1,232,947,810,739	1,199,491,967,595	1,175,177,108,947	98	95	100	54.23%
Banks	2,700,000,000	2,560,000,000	2,760,000,000	2,744,000,000	99	107	102	0.23%
Companies	1,171,105,256,030	1,230,387,810,739	1,196,731,967,595	1,172,433,108,947	98	95	102	99.77%
BONDS	783,868,300,660	891,837,016,901	930,263,379,226	991,697,747,336	107	111	119	45.77%
State	663,644,939,968	757,866,753,249	808,087,601,963	869,940,781,028	108	115	122	87.72%
Banks	102,274,465,286	116,709,266,668	105,340,415,497	105,001,629,206	100	90	103	10.59%
Companies	17,948,895,406	17,260,996,984	16,835,361,766	16,755,337,103	100	97	94	1.69%
TOTAL	1,957,673,556,690	2,124,784,827,640	2,129,755,346,822	2,166,874,856,283	102	102	109	100.00%

MARKET CAPITALISATION - FREE MARKET (in SIT)

	30 Apr 2004	31 Dec 2004	31 Mar 2005	30 Apr 2005	Index 30 Apr 2005 / 31 Mar 2005	Index 30 Apr 2005 / 31 Dec 2004	Index 30 Apr 2005 / 30 Apr 2004	Share
SHARES	441,769,089,250	472,880,948,071	473,121,772,490	456,340,654,102	96	97	103	47.33%
Companies	441,769,089,250	472,880,948,071	473,121,772,490	456,340,654,102	96	97	103	100.00%
BONDS	165,069,185,951	214,735,283,245	232,836,561,146	278,486,932,422	120	130	169	28.89%
State	136,887,351,192	150,803,342,977	140,126,316,621	185,892,743,202	133	123	136	66.75%
Banks	24,323,435,066	50,774,141,280	56,063,794,002	56,112,427,541	100	111	231	20.15%
Companies	3,858,399,693	5,965,514,987	29,454,607,523	28,666,109,935	97	481	743	10.29%
Insurance companies	-	7,192,284,000	7,191,843,000	7,815,651,744	109	-	-	2.81%
CLOSED-END FUNDS	224,239,023,869	237,376,322,682	231,398,077,822	229,278,115,846	99	97	102	23.78%
AUTH. CLOSED-END FUNDS	16,201,626,628	-	-	-	-	-	-	-
TOTAL *	847,278,925,698	924,992,553,998	937,356,411,459	964,105,702,370	103	104	114	100.00%

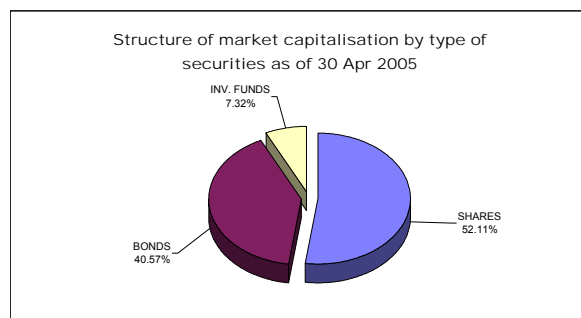
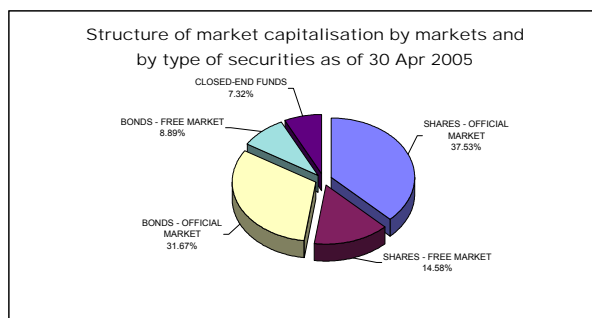
TOTAL SHARES	1,615,574,345,280	1,705,828,758,811	1,672,613,740,086	1,631,517,763,050	98	96	101	52.11%
TOTAL BONDS	948,937,486,611	1,106,572,300,145	1,163,099,940,372	1,270,184,679,758	109	115	134	40.57%
INVESTMENT FUNDS	240,440,650,497	237,376,322,682	231,398,077,822	229,278,115,846	99	97	95	7.32%
TOTAL CAPITALISATION ON LJSE *	2,804,952,482,388	3,049,777,381,638	3,067,111,758,281	3,130,980,558,653	102	103	112	100.00%

* investment funds are included in market capitalisation

On 30 Apr 2005, the total market capitalisation of all shares traded, without investment funds, on the Ljubljana Stock Exchange (SIT 1,631.5 billion) corresponded to 26.4% of GDP in 2004 - SIT 6,191 billion (at current prices; as reported by the Statistical Office of the Republic of Slovenia).

EXCHANGE RATES:

1USD= 201.7216 SIT as of 30 Apr 2004	1USD=176.2427 SIT as of 31 Dec 2004	1USD=185.204 SIT as of 31 Mar 2005	1USD=184.9872 SIT as of 30 Apr 2005
1EUR=237.9602 SIT as of 30 Apr 2004	1EUR=239.7430 SIT as of 31 Dec 2004	1EUR=239.7281 SIT as of 31 Mar 2005	1EUR=239.6694 SIT as of 30 Apr 2005



D1) MARKET CAPITALISATION OF SHARES - OFFICIAL MARKET

Issue	Number of shares traded	Number of issued shares	Share of traded shares	Price as of 30 Apr 2005	Market capitalisation as of 30 Apr 2005 (in SIT)	Market capitalisation as of 30 Apr 2005 (in EUR)	Market capitalisation as of 30 Apr 2005 (in USD)
Common shares	-	-	-	-	1,172,433,108,947	4,891,876,514	6,337,914,780
1 KRKA	3,542,612	3,542,612	100.00%	79,506 SIT	281,659,689,047	1,175,200,877	1,522,590,152
2 PETROL	2,086,301	2,086,301	100.00%	66,807 SIT	139,379,427,455	581,548,698	753,454,441
3 MERCATOR	3,208,504	3,208,504	100.00%	38,169 SIT	122,463,977,434	510,970,434	662,013,250
4 SAVA	2,006,987	2,006,987	100.00%	44,996 SIT	90,306,688,100	376,796,905	488,178,037
5 GORENJE	12,200,000	12,200,000	100.00%	5,879 SIT	71,721,726,000	299,252,746	387,711,831
6 PIVOVARNA LAŠKO	8,747,652	8,747,652	100.00%	7,403 SIT	64,755,456,172	270,186,583	350,053,713
7 LUKA KOPER	7,140,000	7,140,000	100.00%	7,662 SIT	54,708,108,000	228,264,885	295,739,965
8 INTEREUROPA	7,902,413	7,902,413	100.00%	6,789 SIT	53,649,481,857	223,847,858	290,017,265
9 MERKUR	1,214,585	1,214,585	100.00%	39,895 SIT	48,456,439,430	202,180,334	261,944,823
10 ISTRABENZ	5,180,000	5,180,000	100.00%	9,000 SIT	46,620,000,000	194,517,948	252,017,437
11 PIVOVARNA UNION	451,114	451,114	100.00%	53,000 SIT	23,909,042,000	99,758,426	129,247,007
12 TERME ČATEŽ	597,916	597,916	100.00%	38,500 SIT	23,019,766,000	96,047,998	124,439,777
13 AERODROM	1,936,229	1,936,229	100.00%	11,814 SIT	22,875,383,898	95,445,576	123,659,280
14 DRUGA PORTOROŽ	282,768	282,768	100.00%	75,111 SIT	21,239,018,352	88,617,981	114,813,448
15 DELO	667,464	667,464	100.00%	29,000 SIT	19,356,456,000	80,763,151	104,636,732
16 KOLINSKA	3,166,992	3,169,525	99.92%	5,750 SIT	18,210,204,000	75,980,513	98,440,346
17 SALUS	134,980	134,980	100.00%	129,000 SIT	17,412,420,000	72,651,828	94,127,702
18 ETOL	254,619	254,619	100.00%	51,500 SIT	13,112,858,130	54,712,275	70,885,219
19 ŽITO	353,715	353,715	100.00%	31,217 SIT	11,041,751,372	46,070,760	59,689,272
20 RADENSKA	5,061,856	5,061,856	100.00%	1,951 SIT	9,877,199,613	41,211,768	53,393,962
21 MLINOTEST	2,389,177	2,389,177	100.00%	1,700 SIT	4,061,600,900	16,946,681	21,956,119
22 COMET	1,700,688	1,700,688	100.00%	2,387 SIT	4,058,981,029	16,935,750	21,941,956
23 KOMPAS MTS	2,973,005	2,973,005	100.00%	1,330 SIT	3,954,185,840	16,498,501	21,375,456
24 DELO PRODAJA	593,549	593,549	100.00%	5,900 SIT	3,501,939,100	14,611,540	18,930,710
25 EMONA OBALA KOPER	1,741,456	1,741,456	100.00%	932 SIT	1,623,367,869	6,773,363	8,775,569
26 GEODETSKI ZAVOD SLOVENIJE	379,820	379,820	100.00%	2,300 SIT	873,586,000	3,644,963	4,722,413
27 NIKA	186,695	186,695	100.00%	3,130 SIT	584,355,350	2,438,173	3,158,896
Preferred shares	-	-	-	-	2,744,000,000	11,449,104	14,833,459
1 PROBANKA	400,000	400,000	100.00%	6,860 SIT	2,744,000,000	11,449,104	14,833,459
TOTAL SHARES	-	-	-	-	1,175,177,108,947	4,903,325,618	6,352,748,239

EXCHANGE RATES		
1 USD=	185.204	SIT as of 30 Apr 2005
1 EUR=	239.7281	SIT as of 30 Apr 2005

MARKET CAPITALISATION OF SHARES - FREE MARKET

Issue	Number of shares traded	Number of issued shares	Share of traded shares	Price as of 30 Apr 2005	Market capitalisation as of 30 Apr 2005 (in SIT)	Market capitalisation as of 30 Apr 2005 (in EUR)	Market capitalisation as of 30 Apr 2005 (in USD)
Common shares	-	-	-	-	454,542,336,759	1,896,538,885	2,457,155,613
1 HELIOS, DOMŽALE	219,861	219,861	100.00%	229,250 SIT	50,403,134,250	210,302,751	272,468,226
2 NFD HOLDING	30,184,540	30,184,540	100.00%	852 SIT	27,128,787,446	113,192,537	146,652,241
3 CINKARNA CELJE	812,477	814,626	99.74%	28,905 SIT	23,484,452,691	97,986,863	126,951,771
4 ZVON ENA HOLDING	11,520,720	11,520,720	100.00%	2,007 SIT	23,121,163,382	96,471,070	124,987,909
5 KD GROUP	186,436	186,436	100.00%	120,001 SIT	22,372,506,436	93,347,363	120,940,835
6 LESNINA	76,495	76,495	100.00%	286,000 SIT	21,877,570,000	91,282,283	118,265,318
7 JUTEKS	641,432	641,432	100.00%	28,999 SIT	18,600,886,568	77,610,603	100,552,290
8 AKTIVA INVEST	815,773	815,773	100.00%	22,350 SIT	18,232,477,604	76,073,448	98,560,752
9 KD HOLDING	1,373,534	1,373,534	100.00%	11,551 SIT	15,866,323,060	66,200,871	85,769,843
10 BELINKA	2,702,532	2,702,532	100.00%	5,800 SIT	15,674,685,600	65,401,280	84,733,893
11 INFOND HOLDING	16,833,414	16,833,414	100.00%	928 SIT	15,622,586,531	65,183,901	84,452,257
12 ISKRA AVTOELEKTRIKA	1,608,313	1,608,313	100.00%	8,900 SIT	14,313,985,700	59,723,877	77,378,249
13 AKTIVA NALOŽBE	13,591,508	13,591,508	100.00%	936 SIT	12,725,864,855	53,097,579	68,793,218
14 DZS	1,429,368	1,686,384	84.76%	5,971 SIT	8,534,842,090	35,610,896	46,137,474
15 TRIGLAV, FINANČNA DRUŽBA	6,356,989	6,356,989	100.00%	1,150 SIT	7,310,537,350	30,502,590	39,519,152
16 CETIS	200,000	200,000	100.00%	35,000 SIT	7,000,000,000	29,206,899	37,840,456
17 VIPA HOLDING	7,347,565	7,347,565	100.00%	920 SIT	6,759,759,800	28,204,518	36,541,770
18 ZVON DVA HOLDING	14,120,934	14,120,934	100.00%	447 SIT	6,312,198,707	26,337,107	34,122,354
19 MAKSIMA HOLDING	6,399,850	6,399,850	100.00%	885 SIT	5,663,035,270	23,628,529	30,613,120
20 ARKADA HOLDING	6,640,325	6,640,325	100.00%	835 SIT	5,546,663,473	23,142,977	29,984,039
21 TRIGLAV NALOŽBE	13,182,366	13,182,366	100.00%	380 SIT	5,009,299,080	20,900,870	27,079,166
22 GRAND HOTEL UNION	1,814,613	1,814,613	100.00%	2,700 SIT	4,899,455,100	20,442,556	26,485,374
23 ETRA 33	45,423	45,423	100.00%	98,571 SIT	4,477,410,065	18,681,609	24,203,891
24 MEDALJON	1,734,000	1,734,000	100.00%	2,550 SIT	4,421,700,000	18,449,164	23,902,735
25 KS2 NALOŽBE	10,911,340	10,911,340	100.00%	400 SIT	4,364,536,000	18,210,652	23,593,719
26 TOVARNA SLADKORJA ORMOŽ	497,163	497,163	100.00%	8,000 SIT	3,977,304,000	16,594,960	21,500,428
27 ZLATA MONETA II	8,232,861	8,232,861	100.00%	471 SIT	3,878,006,845	16,180,651	20,963,650
28 HOTELI PALACE	2,346,102	2,346,102	100.00%	1,500 SIT	3,519,153,000	14,683,364	19,023,765
29 SWATY	288,940	288,940	100.00%	12,000 SIT	3,467,280,000	14,466,928	18,743,351
30 TOSAMA	295,670	295,670	100.00%	11,656 SIT	3,446,329,520	14,379,514	18,630,097
31 MITOL SEŽANA	770,509	770,509	100.00%	4,350 SIT	3,351,714,150	13,984,740	18,118,627
32 SLOVENIJALES	273,604	273,604	100.00%	12,150 SIT	3,324,288,600	13,870,309	17,970,371
33 JATA EMONA	3,197,534	3,197,534	100.00%	1,000 SIT	3,196,894,493	13,338,768	17,281,706
34 SATURNUS EMBALAŽA	84,064	84,064	100.00%	38,000 SIT	3,194,432,000	13,328,493	17,268,395
35 FRUCTAL	2,504,151	2,505,613	99.94%	1,250 SIT	3,130,188,750	13,060,444	16,921,110
36 MIP	1,478,742	1,478,742	100.00%	2,115 SIT	3,127,539,330	13,049,389	16,906,788
37 GORENJSKI TISK	1,070,328	1,070,328	100.00%	2,841 SIT	3,040,523,563	12,686,324	16,436,400
38 MAKSIMA INVEST	7,451,949	7,451,949	100.00%	403 SIT	3,006,339,785	12,543,695	16,251,610
39 MARINA PORTOROŽ	313,932	313,932	100.00%	9,000 SIT	2,825,388,000	11,788,689	15,273,424
40 LIV POSTOJNA	161,600	161,600	100.00%	17,000 SIT	2,747,200,000	11,462,456	14,850,757
41 LIP BLEĐ	1,942,454	1,942,454	100.00%	1,352 SIT	2,626,197,808	10,957,585	14,196,646
42 INFOND HOLDING 1	3,777,004	3,777,004	100.00%	643 SIT	2,429,142,353	10,135,388	13,131,408
43 COLOR	950,391	950,391	100.00%	2,498 SIT	2,373,782,097	9,904,402	12,832,142
44 NAMA	953,752	953,752	100.00%	2,200 SIT	2,098,254,400	8,754,786	11,342,700
45 PLAMA - PUR	686,798	686,798	100.00%	3,000 SIT	2,060,394,000	8,596,817	11,138,035
46 POM-INVEST	2,241,983	2,241,983	100.00%	815 SIT	1,827,216,145	7,623,903	9,877,527
47 MELAMIN	349,913	349,913	100.00%	5,118 SIT	1,790,679,778	7,471,458	9,680,020
48 MODRA LINIJA HOLDING	1,882,991	1,882,991	100.00%	921 SIT	1,734,799,608	7,238,302	9,377,944
49 VIZIJA HOLDING	2,277,503	2,277,503	100.00%	700 SIT	1,594,252,100	6,651,880	8,618,175
50 HRAM HOLDING	4,346,667	4,346,667	100.00%	344 SIT	1,495,253,448	6,238,817	8,083,010
51 MEDVEŠEK PUŠNIK	80,000	80,000	100.00%	18,225 SIT	1,458,000,000	6,083,380	7,881,626
52 INTERTRADE ITS	1,260,000	1,260,000	100.00%	1,100 SIT	1,386,000,000	5,782,966	7,492,410
53 KEMA PUCONCI	217,346	217,346	100.00%	5,900 SIT	1,282,341,400	5,350,459	6,932,055
54 VIZIJA HOLDING ENA	2,129,725	2,129,725	100.00%	600 SIT	1,277,835,000	5,331,657	6,907,694
55 CERTIUS INVEST	3,091,062	3,091,062	100.00%	400 SIT	1,236,424,800	5,158,876	6,683,840
56 TERME DOBRNA	682,010	692,542	98.48%	1,700 SIT	1,159,417,000	4,837,568	6,267,553
57 NIKO	35,875	35,875	100.00%	32,000 SIT	1,148,000,000	4,789,931	6,205,835
58 MERCATA	2,891,874	2,891,874	100.00%	396 SIT	1,145,558,048	4,779,743	6,192,634

Issue	Number of shares traded	Number of issued shares	Share of traded shares	Price as of 30 Apr 2005	Market capitalisation as of 30 Apr 2005 (in SIT)	Market capitalisation as of 30 Apr 2005 (in EUR)	Market capitalisation as of 30 Apr 2005 (in USD)
59 RTC KRVAVEC	1,155,734	1,155,734	100.00%	990 SIT	1,144,176,660	4,773,979	6,185,167
60 KOMPAS HOTELI	162,700	162,700	100.00%	7,000 SIT	1,138,900,000	4,751,962	6,156,642
61 GEA TOVARNA OLJA	1,254,960	1,254,960	100.00%	899 SIT	1,128,209,040	4,707,355	6,098,849
62 GOZDNO GOSPODARSTVO BLEĐ	611,900	611,900	100.00%	1,805 SIT	1,104,479,500	4,608,346	5,970,573
63 M1	2,681,638	2,681,638	100.00%	390 SIT	1,045,838,820	4,363,673	5,653,574
64 AKTIVA AVANT	2,951,872	2,951,872	100.00%	350 SIT	1,033,450,387	4,311,983	5,586,605
65 POM-NALOŽBE	2,296,500	2,296,500	100.00%	384 SIT	882,544,950	3,682,343	4,770,843
66 VELANA	1,409,645	1,409,645	100.00%	610 SIT	860,024,415	3,588,378	4,649,102
67 IMP KLIMAT	353,900	353,900	100.00%	2,218 SIT	785,056,370	3,275,580	4,243,842
68 TRDNJAVA HOLDING	2,593,123	2,593,123	100.00%	300 SIT	777,936,900	3,245,875	4,205,355
69 JADRAN	165,302	165,302	100.00%	4,639 SIT	766,885,569	3,199,764	4,145,614
70 UNIT-AS LJUBLJANA	173,377	173,377	100.00%	4,315 SIT	748,159,898	3,121,633	4,044,387
71 FINIRA	2,179,206	2,179,206	100.00%	315 SIT	686,667,811	2,865,063	3,711,975
72 INTERTRADE ITA	69,531	69,531	100.00%	9,702 SIT	674,589,762	2,814,668	3,646,683
73 JAVOR PIVKA	1,194,700	1,194,700	100.00%	561 SIT	669,880,237	2,795,018	3,621,225
74 GORIŠKE OPEKARNE	523,634	523,634	100.00%	1,250 SIT	654,542,500	2,731,022	3,538,312
75 KOŠAKI TMI	43,236	43,236	100.00%	15,000 SIT	648,540,000	2,705,977	3,505,864
76 ALPETOUR POTOVALNA AGENCIJA	263,042	385,831	68.18%	2,405 SIT	632,668,618	2,639,756	3,420,067
77 INTARA	101,000	101,000	100.00%	6,000 SIT	606,000,000	2,528,483	3,275,902
78 FOND INVEST	595,241	595,241	100.00%	1,007 SIT	599,461,259	2,501,201	3,240,555
79 INTEGRAL JESENICE	256,556	256,556	100.00%	2,280 SIT	584,947,680	2,440,644	3,162,098
80 ŽITO INTES	2,518,194	2,518,194	100.00%	230 SIT	579,436,439	2,417,649	3,132,306
81 KRONA HOLDING	1,287,121	1,287,121	100.00%	450 SIT	579,204,450	2,416,681	3,131,051
82 DANA	356,128	404,231	88.10%	1,450 SIT	516,385,600	2,154,575	2,791,467
83 GRADIS, GP LJUBLJANA	304,750	304,750	100.00%	1,530 SIT	466,267,500	1,945,461	2,520,539
84 ELMO	708,000	708,000	100.00%	650 SIT	460,200,000	1,920,145	2,487,740
85 TEKSTINA	1,503,057	1,503,057	100.00%	275 SIT	413,340,675	1,724,628	2,234,429
86 INLES	609,005	609,005	100.00%	670 SIT	408,033,350	1,702,484	2,205,738
87 LESNINA EMMI	684,037	714,827	95.69%	585 SIT	400,230,049	1,669,926	2,163,555
88 ŽELEZARNA RAVNE - MONTER DRAVOGRAD	336,225	336,225	100.00%	1,181 SIT	397,081,725	1,656,789	2,146,536
89 HIDROTEHNIK	384,472	384,472	100.00%	1,000 SIT	384,472,000	1,604,176	2,078,371
90 UNITAS, LJUBLJANA	173,377	173,377	100.00%	2,200 SIT	381,429,400	1,591,481	2,061,923
91 IMP ČRPALKE LJUBLJANA	333,034	333,034	100.00%	1,000 SIT	333,034,000	1,389,556	1,800,308
92 KLASJE CELJE	820,343	820,343	100.00%	393 SIT	322,394,799	1,345,165	1,742,795
93 GEA COLLEGE	247,930	247,930	100.00%	1,215 SIT	301,234,950	1,256,877	1,628,410
94 TRDNJAVA I HOLDING	891,750	891,750	100.00%	310 SIT	276,442,500	1,153,433	1,494,387
95 AGROKOMBINAT MARIBOR	453,956	499,291	90.92%	600 SIT	272,373,600	1,136,455	1,472,392
96 MK TISKARNA	103,954	103,954	100.00%	2,552 SIT	265,290,608	1,106,902	1,434,103
97 SVILANIT KAMNIK	408,487	410,407	99.53%	600 SIT	245,092,200	1,022,626	1,324,914
98 CREINA	48,594	48,594	100.00%	4,760 SIT	231,307,440	965,110	1,250,397
99 CAPITA	315,963	315,963	100.00%	550 SIT	173,779,650	725,081	939,414
100 D HOLDING	718,100	718,100	100.00%	236 SIT	169,327,980	706,506	915,350
101 CAP NALOŽBE	537,332	537,332	100.00%	270 SIT	145,133,373	605,557	784,559
102 METALKA TRGOVINA	1,152,048	1,152,048	100.00%	100 SIT	115,320,005	481,163	623,395
103 LIZ INŽENIRING	123,846	123,846	100.00%	900 SIT	111,461,400	465,063	602,536
104 ZDRAVILIŠČE ROGAŠKA	898,110	961,898	93.37%	120 SIT	107,773,200	449,674	582,598
105 L EGOLES	206,901	206,901	100.00%	370 SIT	76,553,370	319,412	413,831
106 SIJAJ HRASTNIK	26,880	26,880	100.00%	2,000 SIT	53,760,000	224,309	290,615
107 JELEN GOSTINSKO PODJETJE	50,849	67,798	75.00%	800 SIT	40,679,200	169,730	219,903
108 AVTOPREVOZNIŠTVO IN SERVISI	308,696	308,696	100.00%	99 SIT	30,560,904	127,513	165,206
109 UPIMO GROUP	215,000	215,000	100.00%	100 SIT	21,500,000	89,707	116,224
110 EGOLES	51,399	51,399	100.00%	200 SIT	10,284,940	42,913	55,598
Preferred shares	-	-	-	-	1,798,317,344	7,503,325	9,721,307
1 KD HOLDING	266,413	266,413	100.00%	6,719 SIT	1,789,962,344	7,468,464	9,676,142
2 ZDRAVILIŠČE ROGAŠKA	27,850	30,000	92.83%	300 SIT	8,355,000	34,861	45,165
TOTAL SHARES					456,340,654,103	1,904,042,210	2,466,876,920

EXCHANGE RATES	1 USD=	185.2040 SIT as of 30 Apr 2005
	1 EUR=	239.7281 SIT as of 30 Apr 2005

D2) MARKET CAPITALISATION OF BONDS - OFFICIAL MARKET

Issue	Number of issued bonds	Price as of 30 Apr 2005	Principal amt. as of 29 Apr 2005	Currency of denomination	Market capitalisation as of 30 Apr 2005 (in SIT)	Market capitalisation as of 30 Apr 2005 (in EUR)	Market capitalisation as of 30 Apr 2005 (in USD)
1 REPUBLIKA SLOVENIJA 59 th issue	11,709,000	100.15	10,000.00	SIT	117,265,635,000	489,280,797	633,912,157
2 REPUBLIKA SLOVENIJA 57 th issue	9,000,000	107.50	10,000.00	SIT	96,750,000,000	403,681,071	523,009,160
3 REPUBLIKA SLOVENIJA 58 th issue	6,291,000	99.30	10,000.00	SIT	62,469,630,000	260,649,169	337,697,041
4 REPUBLIKA SLOVENIJA 56 th issue	5,000,000	105.00	10,000.00	SIT	52,500,000,000	219,051,744	283,803,420
5 REPUBLIKA SLOVENIJA 51 st issue	4,447,050	103.98	10,000.00	SIT	46,240,425,900	192,934,208	249,965,543
6 REPUBLIKA SLOVENIJA 33 rd issue	248,716	148.20	511.29	EUR	45,168,287,753	188,460,804	244,169,801
7 REPUBLIKA SLOVENIJA 52 nd issue	4,000,000	107.00	10,000.00	SIT	42,800,000,000	178,579,326	231,367,359
8 REPUBLIKA SLOVENIJA 55 th issue	4,000,000	102.50	10,000.00	SIT	41,000,000,000	171,068,981	221,636,957
9 REPUBLIKA SLOVENIJA 54 th issue	3,000,000	112.00	10,000.00	SIT	33,600,000,000	140,193,116	181,634,189
10 REPUBLIKA SLOVENIJA 38 th issue	1,000,000	114.30	100.00	EUR	27,394,326,720	114,300,477	148,087,688
11 REPUBLIKA SLOVENIJA 10 th issue	5,218,961	99.00	5,018.25	SIT	26,785,205,540	111,758,971	144,794,913
12 REPUBLIKA SLOVENIJA 53 rd issue	1,000,000	109.00	100.00	EUR	26,124,073,600	109,000,455	141,220,980
13 REPUBLIKA SLOVENIJA 39 th issue	30,000,000	99.40	800.00	SIT	23,856,000,000	99,537,112	128,960,274
14 REPUBLIKA SLOVENIJA 60 th issue	2,000,000		10,000.00	SIT	20,000,000,000	83,448,283	108,115,589
15 REPUBLIKA SLOVENIJA 27 th issue	1,700,000	106.50	10,000.00	SIT	18,105,000,000	75,541,558	97,871,637
16 REPUBLIKA SLOVENIJA 21 st issue	2,000,000	99.97	8,500.00	SIT	16,994,900,000	70,909,762	91,870,681
17 REPUBLIKA SLOVENIJA 43 rd issue	1,560,000	101.40	10,000.00	SIT	15,818,400,000	66,000,916	85,510,781
18 REPUBLIKA SLOVENIJA 50 th issue	612,818	103.16	100.00	EUR	15,151,556,418	63,218,569	81,905,972
19 REPUBLIKA SLOVENIJA 40 th issue	1,500,000	100.30	10,000.00	SIT	15,045,000,000	62,773,971	81,329,951
20 REPUBLIKA SLOVENIJA 29 th issue	550,000	108.00	100.00	EUR	14,236,421,760	59,400,248	76,958,956
21 REPUBLIKA SLOVENIJA 18 th issue	500,000	108.11	100.00	EUR	12,955,383,472	54,055,226	70,033,945
22 REPUBLIKA SLOVENIJA 26 th issue	500,000	106.50	100.00	EUR	12,762,448,800	53,250,222	68,990,983
23 NLB 13 th issue	117,335	108.00	100,000.00	SIT	12,672,180,000	52,873,583	68,503,010
24 REPUBLIKA SLOVENIJA 42 nd issue	1,200,000	101.50	10,000.00	SIT	12,180,000,000	50,820,005	65,842,393
25 REPUBLIKA SLOVENIJA 45 th issue	1,211,249	100.00	10,000.00	SIT	12,112,490,000	50,538,325	65,477,449
26 REPUBLIKA SLOVENIJA 41 st issue	1,200,000	100.40	10,000.00	SIT	12,048,000,000	50,269,246	65,128,831
27 NLB 10 th issue	108,243	105.50	100,000.00	SIT	11,419,636,500	47,647,453	61,732,036
28 NLB 9 th issue	108,474	103.00	100,000.00	SIT	11,172,822,000	46,617,641	60,397,811
29 REPUBLIKA SLOVENIJA 23 rd issue	400,000	110.40	100.00	EUR	10,583,844,864	44,160,184	57,213,931
30 BTC HIPOTEKARNE	400,000	105.00	100.00	EUR	10,066,156,800	42,000,175	54,415,423
31 REPUBLIKA SLOVENIJA 25 th issue	800,000	104.00	10,000.00	SIT	8,320,000,000	34,714,486	44,976,085
32 REPUBLIKA SLOVENIJA 22 nd issue	800,000	103.20	10,000.00	SIT	8,256,000,000	34,447,451	44,630,115
33 NLB 12 th issue	80,000	102.10	100,000.00	SIT	8,168,000,000	34,080,279	44,154,406
34 REPUBLIKA SLOVENIJA 49 th issue	78,392	105.00	380.00	EUR	7,496,508,557	31,278,539	40,524,472
35 NLB 11 th issue	26,326	103.20	1,000.00	EUR	6,511,468,965	27,168,545	35,199,565
36 NOVA KBM 5 th issue	60,000	105.20	100,000.00	SIT	6,312,000,000	26,336,278	34,121,280
37 REPUBLIKA SLOVENIJA 32 nd issue	238,655	104.00	100.00	EUR	5,948,648,088	24,820,224	32,157,079
38 NOVA KBM 6 th issue	50,000	101.65	100,000.00	SIT	5,082,500,000	21,206,295	27,474,874
39 ABANKA VIPA 7 th issue	173,000	103.70	100.00	EUR	4,299,710,943	17,940,175	23,243,289
40 SKB OBVEZNICE 4 th issue, A series	38,182	103.30	100,000.00	SIT	3,944,200,600	16,456,838	21,321,478
41 ABANKA 6 th issue	135,000	102.00	100.00	EUR	3,300,261,408	13,770,057	17,840,485
42 NFD INVESTICIJSKO SVETOVANJE	16,000	101.50	135,740.00	SIT	3,292,163,216	13,736,268	17,796,708
43 REPUBLIKA SLOVENIJA 44 th issue	296,493	110.55	10,000.00	SIT	3,277,730,115	13,676,048	17,718,686
44 REPUBLIKA SLOVENIJA 31 st issue	294,768	106.00	10,000.00	SIT	3,124,540,800	13,036,878	16,890,578
45 BANKA CELJE 8 th issue	125,000	101.80	100.00	EUR	3,049,805,840	12,725,053	16,486,578
46 NLB 3 rd issue	12,000	103.00	1,000.00	EUR	2,962,326,144	12,360,052	16,013,682
47 NOVA KBM 3 rd issue, A series	20,000	106.60	100,000.00	SIT	2,719,775,344	11,348,029	14,702,506
48 ABANKA 4 th issue	100,000	102.00	100.00	EUR	2,444,638,080	10,200,043	13,215,174
49 ABANKA 5 th issue	100,000	102.00	100.00	EUR	2,444,638,080	10,200,043	13,215,174
50 BANKA CELJE 5 th issue	100,000	101.80	100.00	EUR	2,439,844,672	10,180,042	13,189,262
51 BANKA CELJE 7 th issue	100,000	101.00	100.00	EUR	2,420,671,040	10,100,042	13,085,614
52 BANKA CELJE 6 th issue, A series	100,000	100.40	100.00	EUR	2,406,290,816	10,040,042	13,007,877
53 NOVA KBM 2 nd issue	18,000	103.00	500.00	EUR	2,221,744,608	9,270,039	12,010,261
54 NOVA KBM 3 rd issue, B series	18,000		500.00	EUR	2,157,033,600	9,000,038	11,660,448
55 DEŽELNA BANKA SLOVENIJE 3 rd issue	200,000	100.20	10,000.00	SIT	2,057,286,360	8,583,851	11,121,236
56 BTC 2 nd issue	340,000	108.01	21.92	EUR	1,929,291,423	8,049,803	10,429,324
57 ABANKA 3 rd issue	70,000	100.00	100.00	EUR	1,677,692,800	7,000,029	9,069,237
58 STANOVANJSKI SKLAD RS 2 nd issue	20,000	106.02	74,339.48	SIT	1,631,242,378	6,806,219	8,818,136
59 REPUBLIKA SLOVENIJA 48 th issue	60,000	105.20	100.00	EUR	1,512,799,565	6,312,026	8,177,861
60 HOTELI BERNARDIN	20,000	103.10	296.99	EUR	1,467,725,663	6,123,959	7,934,201
61 SKB OBVEZNICE 4 th issue, B series	11,818	97.30	500.00	EUR	1,377,974,659	5,749,481	7,449,027
62 BANKA CELJE 4 th issue	100,000	102.10	24.59	EUR	601,725,853	2,510,649	3,252,797
63 STANOVANJSKI SKLAD RS 1 st issue	70,965	104.30	24.03	EUR	426,281,698	1,778,624	2,304,385
64 BANKA VIPA 7 th issue	10,000	103.00	150.00	EUR	370,290,768	1,545,006	2,001,710
65 BANKA VIPA 6 th issue	10,000	102.00	112.50	EUR	275,021,784	1,147,505	1,486,707
66 BANKA VIPA 5 th issue	10,000	102.50	87.50	EUR	214,954,390	896,879	1,161,996
67 BANKA VIPA 4 th issue	8,000	103.20	79.90	EUR	158,099,634	659,657	854,652
68 BANKA VIPA 3 rd issue	10,000	103.60	47.94	EUR	119,034,317	496,660	643,473
TOTAL					991,697,747,336	4,137,773,731	5,360,899,280

EXCHANGE RATES	1 USD=	185.2040 SIT as of 30 Apr 2005
	1 EUR=	239.7281 SIT as of 30 Apr 2005

MARKET CAPITALISATION OF BONDS - FREE MARKET

Issue	Number of issued bonds	Price as of 30 Apr 2005	Principal amt. as of 29 Apr 2005	Currency of denomination	Market capitalisation as of 30 Apr 2005 (in SIT)	Market capitalisation as of 30 Apr 2005 (in EUR)	Market capitalisation as of 30 Apr 2005 (in USD)
1 SLOV. ODŠKODNINSKA DRUŽBA 2 nd issue	14,000,000	108.43	50.60	EUR	184,095,177,068	768,121,325	995,177,921
2 DARS 1 st issue	134,300	109.70	100,000.00	SIT	14,732,710,000	61,470,968	79,641,781
3 NLB 15 th issue	131,126	104.66	100,000.00	SIT	13,723,647,160	57,260,740	74,187,009
4 POSLOVNI SISTEM MERCATOR	365,400	104.24	100.00	EUR	9,128,876,808	38,089,455	49,348,694
5 ZAVAROVALNICA TRIGLAV 1 st issue	30,000	108.70	1,000.00	EUR	7,815,651,744	32,610,136	42,249,689
6 NLB 7 th issue	62,500	107.00	100,000.00	SIT	6,687,500,000	27,903,020	36,151,150
7 ABANKA VIPA 10 th issue	21,000	103.35	1,000.00	EUR	5,201,686,526	21,703,591	28,119,170
8 NLB 14 th issue	17,000	100.00	1,000.00	EUR	4,074,396,800	17,000,071	22,025,290
9 NLB 8 th issue	14,276	103.50	1,000.00	EUR	3,541,288,342	14,775,722	19,143,424
10 PROBANKA 7 th issue	120,000	100.50	100.00	EUR	2,890,425,024	12,060,050	15,625,000
11 POŠTNA BANKA SLOVENIJE 5 th issue	10,000	102.50	1,000.00	EUR	2,456,621,600	10,250,043	13,279,955
12 ABANKA VIPA 8 th issue	100,000	101.10	100.00	EUR	2,423,067,744	10,110,042	13,098,570
13 ABANKA VIPA 9 th issue	100,000		100.00	EUR	2,396,704,000	10,000,042	12,956,053
14 POTEZA NALOŽBE	100,000		100.00	EUR	2,396,704,000	10,000,042	12,956,053
15 BANKA KOPER 4 th issue	20,000	107.60	100,000.00	SIT	2,152,000,000	8,979,035	11,633,237
16 PROBANKA 5 th issue	78,500	100.00	100.00	EUR	1,881,412,640	7,850,033	10,170,502
17 POŠTNA BANKA SLOVENIJE 3 rd issue	17,955	100.00	100,000.00	SIT	1,819,529,177	7,591,829	9,835,973
18 STANOVANJSKI SKLAD 3 rd issue	20,000	115.00	77,294.30	SIT	1,797,566,134	7,500,190	9,717,246
19 POŠTNA BANKA SLOVENIJE 2 nd issue	15,000	112.50	100,000.00	SIT	1,708,762,500	7,129,665	9,237,193
20 DEŽELNA BANKA SLOVENIJE 4 th issue	67,530		100.00	EUR	1,618,494,211	6,753,028	8,749,223
21 PROBANKA 6 th issue	65,000	101.50	100.00	EUR	1,581,225,464	6,597,528	8,547,756
22 BANKA ZASAVJE 3 rd issue	5,000	100.00	1,000.00	EUR	1,198,352,000	5,000,021	6,478,027
23 KD INVESTMENTS 1 st issue	80,000	105.50	51.13	EUR	1,034,266,933	4,315,390	5,591,019
24 AUTOCOMMERCE 1 st issue	22,300	106.20	174.93	EUR	992,905,866	4,142,815	5,367,430
25 PROBANKA 4 th issue	50,000	100.01	63.19	EUR	757,314,353	3,159,829	4,093,874
26 SIP STROJNA INDUSTRIJA 1 st issue, B series	17,250		92.07	EUR	380,646,327	1,588,214	2,057,690
TOTAL					278,486,932,422	1,161,962,822	1,505,438,930

EXCHANGE RATES		
1 USD=	185.2040	SIT as of 30 Apr 2005
1 EUR=	239.7281	SIT as of 30 Apr 2005

D3) MARKET CAPITALISATION OF INVESTMENT FUNDS

	Closed-end funds	Number of shares traded	Price as of 30 Apr 2005	Market capitalisation as of 30 Apr 2005 (in SIT)	Market capitalisation as of 30 Apr 2005 (in EUR)	Market capitalisation as of 30 Apr 2005 (in USD)
1	TRIGLAV STEBER I, DELNIŠKA ID	14,746,743	3,675 SIT	54,200,326,690	226,146,211	292,995,011
2	NFD 1 DELNIŠKI INVESTICIJSKI SKLAD	160,580,300	326 SIT	52,301,003,710	218,221,449	282,727,690
3	INFOND ID	8,132,314	2,814 SIT	22,883,762,334	95,480,534	123,704,572
4	KD ID	92,046,145	231 SIT	21,233,204,729	88,593,724	114,782,021
5	ZLATA MONETA I, ID	136,595,600	148 SIT	20,283,080,644	84,629,413	109,645,860
6	MAKSIMA, delniška ID	7,811,823	2,502 SIT	19,542,134,535	81,537,879	105,640,469
7	KRONA SENIOR	73,170,428	159 SIT	11,599,707,951	48,398,786	62,705,463
8	MODRA LINIJA	34,156,833	237 SIT	8,097,218,831	33,784,951	43,771,779
9	ZVON ENA ID	2,277,577	3,046 SIT	6,937,590,645	28,946,501	37,503,085
10	VIPA INVEST	3,079,247	2,092 SIT	6,441,261,252	26,875,610	34,820,038
11	INFOND ID 1	4,956,471	1,162 SIT	5,758,824,525	24,028,201	31,130,935
	TOTAL			229,278,115,846	956,643,259	1,239,426,922

EXCHANGE RATES	1 USD=	185.2040	SIT as of 30 Apr 2005
	1 EUR=	239.7281	SIT as of 30 Apr 2005

E) OTHER

E1) INDICATORS AS OF 30 APRIL 2005

ISSUE	Price as of 30 Apr 2005	Total net profit (loss) in 000 SIT in year 2003/2004	Earning per share as of 31 Dec 2003/2004	P / E ⁽¹⁾	Dividend for year 2003	Dividend yield	Book value as of 31 Dec 2003/2004	Market book ratio	Turnover ratio ⁽²⁾
Aerodrom ^{(4) (6)}	11,814 SIT	2,040,101	537.36 SIT	21.99	220 SIT	1.86%	4,909.64 SIT	2.41	0.11
Comet ⁽⁶⁾	2,387 SIT	79,039	47.12 SIT	50.65	75 SIT	3.14%	3,441.87 SIT	0.69	0.02
Delo ⁽⁶⁾	29,000 SIT	729,216	1,092.52 SIT	26.54	900 SIT	3.10%	8,962.40 SIT	3.24	0.11
Delo Prodaja	5,900 SIT	319,628	550.18 SIT	10.72	300 SIT	5.08%	5,700.45 SIT	1.04	0.09
Droga	75,111 SIT	1,044,910	3,702.79 SIT	20.28	2,000 SIT	2.66%	57,591.91 SIT	1.30	0.08
Emona obala	932 SIT	(3,533,289)	(2,196.31 SIT)	⁽³⁾	0	0.00%	4,442.05 SIT	0.21	0.07
Etol ⁽⁶⁾	51,500 SIT	958,886	4,200.86 SIT	12.26	1,220 SIT	2.37%	46,324.30 SIT	1.11	0.04
Geodetski zavod Slovenije	2,300 SIT	48,613	128.42 SIT	17.91	70 SIT	3.04%	3,532.26 SIT	0.65	0.04
Gorenje ⁽⁶⁾	5,879 SIT	4,885,474	409.82 SIT	14.34	100 SIT	1.70%	5,207.86 SIT	1.13	0.16
Intereuropa	2,300 SIT	2,941,018	372.17 SIT	6.18	240 SIT	10.43%	4,432.78 SIT	0.52	0.04
Istrabenz ⁽⁶⁾	6,789 SIT	9,042,702	1,745.71 SIT	3.89	110 SIT	1.62%	7,708.91 SIT	0.88	0.19
Kolinska	9,000 SIT	1,172,316	370.65 SIT	24.28	130 SIT	1.44%	5,284.69 SIT	1.70	0.06
Kompas MTS ⁽⁶⁾	5,750 SIT	(564,361)	(189.83)	⁽³⁾	110 SIT	1.91%	3,679.00 SIT	1.56	0.16
Krika ⁽⁶⁾	79,506 SIT	14,630,663	4,328.66 SIT	18.37	1,200 SIT	1.51%	29,512.95 SIT	2.69	0.14
Luka Koper ^{(4) (6)}	7,662 SIT	4,394,450	313.89 SIT	24.41	245 SIT	3.20%	4,328.37 SIT	1.77	0.11
Mercator ⁽⁶⁾	1,700 SIT	6,561,554	2,045.64 SIT	0.83	500 SIT	29.41%	27,532.62 SIT	0.06	0.24
Merkur ⁽⁶⁾	38,169 SIT	2,652,193	2,199.61 SIT	17.35	700 SIT	1.83%	31,593.19 SIT	1.21	0.18
Mlinotest	39,895 SIT	477,992	200.07 SIT	199.41	48 SIT	0.12%	2,312.35 SIT	17.25	0.17
Nika ⁽⁶⁾	1,330 SIT	90,717	485.91 SIT	2.74	0	0.00%	4,428.28 SIT	0.30	0.33
Petrol ⁽⁶⁾	3,130 SIT	6,946,310	3,372.86 SIT	0.93	700 SIT	22.36%	38,263.45 SIT	0.08	0.01
Pivovarna Laško	66,807 SIT	2,045,336	234.26 SIT	285.18	105 SIT	0.16%	5,023.49 SIT	13.30	0.12
Pivovarna Union	7,403 SIT	1,092,810	2,422.46 SIT	3.06	0	0.00%	47,656.88 SIT	0.16	0.13
Radenska	53,000 SIT	608,038	121.82 SIT	435.07	70 SIT	0.13%	4,082.58 SIT	12.98	0.56
Salus ⁽⁶⁾	1,951 SIT	1,740,301	13,182.50 SIT	0.15	4,000 SIT	204.99%	69,660.93 SIT	0.03	0.02
Sava ⁽⁶⁾	129,000 SIT	4,905,407	2,636.34 SIT	48.93	560 SIT	0.43%	33,988.11 SIT	3.80	0.10
Terme Čatež	44,996 SIT	591,453	1,056.01 SIT	42.61	1,000 SIT	2.22%	28,474.27 SIT	1.58	0.14
Žito	38,500 SIT	(56,598)	(163.55 SIT)	⁽³⁾	920 SIT	2.39%	40,469.39 SIT	0.95	0.06
MARKET AVERAGE ⁽⁶⁾				17.84		1.75%		1.47	

Calculated on the basis of last audit consolidated financial statements. Average number of shares traded in last 2 years has been used for the calculations.

(1) P / E = PRICE / EARNINGS PER SHARE

(2) Yearly turnover / average capitalisation on 30 Apr 2004, 31 Oct 2004 and 30 Apr 2005.

(3) Not applicable.

(4) By Aerodrom and Luka Koper P / E is calculated on all shares.

(5) Average P/E = total market capitalisation of common shares listed on official market 30 Apr 2005 / total net profit of companies listed on official market (in year 2003 or 2004), adjusted with share of listed securities.

Average div. yield = total dividends, payed by the companies listed on official market in year 2004, adjusted with share of listed securities / total market capitalisation of common shares on official market (30 Apr 2005).

Average price / book value = total market capitalisation of common shares listed on official market (30 Apr 2005) / total equity of companies listed on official market (31 Dec 2003 or 31 Dec 2004), adjusted with share of listed securities.

(6) Calculated on the basis of audit financial statements for year 2004.

E2) OWNERSHIP AND NET INFLOW OF FOREIGN INVESTMENTS

CHANGES IN FOREIGN OWNERSHIP IN CURRENT YEAR				
ISSUE	Balance as of 30 Apr 2005 (in %)	Balance as of 30 Apr 2004 (in %)	% points change 30 Apr 2005/ 30 Apr 2004	Market capitalisation as of 30 Apr 2005 (in SITm)
KOMPAS MTS	4.82	0.13	4.69	3,954
PIVOVARNA LAŠKO	5.40	2.22	3.18	64,755
KRKA	3.52	2.90	0.61	281,660
ETOL	0.54	0.06	0.47	13,113
SALUS	11.87	12.42	-0.54	17,412
KOLINSKA	0.05	0.65	-0.59	18,210
ISTRABENZ	6.42	25.24	-18.82	46,620
PIVOVARNA UNION	0.86	42.21	-41.35	23,909

NET INFLOW OF FOREIGN PORTFOLIO INVESTMENTS BY MONTH IN SITm

	Exchange market	Off-exchange market	Total	Turnover of foreign investors on the exchange	Foreign ownership (capitalisation of shares)	Share in turnover of foreign investors
Year 2004						
April	242.31	-2,184.54	-1,942.23	2,110.99	4.63%	5.18%
May	-431.36	3,602.85	3,171.49	1,204.07	4.74%	3.11%
June	-506.95	3,605.46	3,098.51	1,619.45	4.66%	6.10%
July	-552.04	526.37	-25.67	1,421.14	4.42%	6.13%
August	-260.60	-6.47	-267.07	1,233.34	4.37%	4.76%
September	127.39	1,470.87	1,598.26	1,508.10	4.30%	4.52%
October	-590.79	17,526.67	16,935.88	1,793.58	3.80%	6.82%
November	218.93	6,540.49	6,759.42	1,735.66	4.02%	5.24%
December	244.0	8,670.3	8,914.3	2,336.1	4.47%	4.55%
Year 2005						
January	638.6	2,917.8	3,556.5	1,632.9	4.48%	5.50%
February	1,944.8	-2,426.2	-481.4	2,586.4	3.98%	9.45%
March	-120.2	2,393.9	2,273.7	1,966.4	4.07%	11.80%
April	-9.7	15,428.9	15,419.2	1,224.1	3.90%	13.23%
Total in year 2005	2,453.5	18,314.4	20,767.9	7,409.9	3.90%	10.33%
Total in year 2004	-1,509.14	39,751.99	38,242.85	14,962.39	4.47%	4.74%
Total in year 2003	521.20	52,206.99	52,728.19	11,916.37	5.91%	3.50%
Total in year 2002	-11,895.17	337,085.31	325,190.16	39,402.86	19.68%	8.19%
Total in year 2001	4,499.69	63,500.44	68,000.03	10,555.78	10.51%	3.03%
Total in year 2000	208.11	8,540.41	8,748.52	4,295.57	7.77%	1.59%
Total in year 1999	-2,269.19	674.01	-1,595.09	3,163.40	7.98%	1.19%
Total in year 1998	2,761.20	-2,104.00	657.30	14,333.90	8.86%	8.27%
Total in year 1997	8,440.86	9,965.96	18,406.81	24,090.40	n.a.	22.24%
Total in year 1996	7,439.48	3,381.38	10,820.86	9,718.80	n.a.	11.17%

E3) RECORD VALUES

RECORD DAILY TURNOVER IN YEAR 2005

14 February 2005

	Turnover (in SIT)	Number of bargains	Volume in pieces
Order book trades	539,115,794	1,072	261,188
Cross trades	69,638,132	191	43,244
Block trades	17,687,181,300	4	257,500
Total	18,295,935,226	1,267	561,932

MAX AND MIN VALUE OF TURNOVER AND INDICES

	In year 2005		In years 1989-2004	
Monthly turnover (in SITm)	45,215.49	February 2005	62,044	December 2002
Daily turnover (in SITm)	18,296	14 Feb 2005	11,474	16 Jul 2002
Number of bargains per day	1,616	17 Feb 2005	6,411	27 Dec 2002
Value of block trade (in SITm)	16,962.40	14 Feb 2005	8,128	23 Nov 2001
Max value of SBI 20 index	5,131.61	1 Feb 2005	4,935.29	15 Nov 2004
Min value of SBI 20 index	4,625.88	20 Apr 2005	891.93	10 Sep 1996
Max value of PIX index	4,752.47	31 Jan 2005	4,606.40	26 Nov 2004
Min value of PIX index	4,312.28	23 Mar 2005	965.15	29 Apr 1999
Max value of BIO index	122.60	16 Mar 2005	122.27	27 Dec 2004
Min value of BIO index	120.63	20 Jan 2005	100.46	5 July 1995
Other				
Market capitalisation in SITm	3,116,721	28 Feb 2005	3,049,777	31 Dec 2004
Share in turnover of foreign investors	4.48%	31 Jan 2005	19.68%	31 Dec 2002

E4) NEW LISTED AND DELISTED SECURITIES AND CHANGES IN YEAR 2005

NEW LISTED SECURITIES

OFFICIAL MARKET

BONDS

Issuer	Trading code	Nomin. value of issue	Issue	Listing date	First trading day
Republika Slovenija	RS58	16,910,000,000 SIT	58 th issue	24 Jan 2005	2 Feb 2005
Republika Slovenija	RS59	23,090,000,000 SIT	59 th issue	24 Jan 2005	2 Feb 2005
Republika Slovenija	RS60	20,000,000,000 SIT	60 th issue	4 Apr 2005	14 Apr 2005

FREE MARKET

SHARES

Issuer	Trading code	Type of share	Listing date	First trading day
CAP NALOŽBE, LJUBLJANA	CPNR	common	3 Jan 2005	12 Jan 2005
D HOLDING, DOMŽALE	DHLR	common	3 Jan 2005	12 Jan 2005

BONDS

Issuer	Trading code	Nominal value of issue	Issue	Listing date	First trading day
Poslovni sistem Mercator	MEO1	36,540,000 EUR	1 st issue	31 Jan 2005	10 Feb 2005
Abanka Vipava	AB10	21,000,000 EUR	10 th issue	23 Feb 2005	7 Mar 2005

DELISTED SECURITIES

OFFICIAL MARKET

SHARES

Issuer	Trading code	Type of share	Delisting date
Tehnounion, Ljubljana	TEHG	common	22 Mar 2005

BONDS

Issuer	Trading code	Issue	Delisting date
Republika Slovenija	RS34	34 th issue	21 Feb 2005
Republika Slovenija	RS35	35 th issue	18 Mar 2005
Republika Slovenija	RS37	37 th issue	19 Apr 2005

FREE MARKET

SHARES

Issuer	Trading code	Type of share	Delisting date
NK2 NALOŽBE, LJUBLJANA	NK2R	common	4 Jan 2005
OLJARICA, KRANJ	MOKG	common	21 Feb 2005
SVILA	SVMG	common	24 Mar 2005

BONDS

Issuer	Trading code	Issue	Delisting date
SIP, strojna industrija	SIPAE	1 st issue	26 Apr 2005

EXTENDED LISTING OF SECURITIES

OFFICIAL MARKET

BONDS

Issuer	Trading code	Issue	Number of bonds before extension	Number of bonds after extension	Extension date
Republika Slovenija	RS58	58 th issue	1,691,000	3,091,000	23 Feb 2005
Republika Slovenija	RS59	59 th issue	2,309,000	4,909,000	23 Feb 2005
Republika Slovenija	RS58	58 th issue	3,091,000	4,791,000	16 Mar 2005
Republika Slovenija	RS59	59 st issue	4,909,000	7,209,000	16 Mar 2005
Republika Slovenija	RS59	59 st issue	7,209,000	9,209,000	1 Apr 2005
Republika Slovenija	RS58	58 th issue	4,791,000	6,291,000	22 Apr 2005
Republika Slovenija	RS59	59 st issue	9,209,000	11,709,000	22 Apr 2005

FREE MARKET

SHARES

Issuer	Trading code	Type of share	Number of shares before extension	Number of shares after extension	Extension date
TOVARNA OLJA GEA	GSBG	common	846,600	1,254,960	21 Feb 2005

BONDS

Issuer	Trading code	Issue	Number of bonds before extension	Number of bonds after extension	Extension date
Slovenska odškodninska družba	SOS2E	2 nd issue	10,500,000	14,000,000	28 Apr 2005

EXPIRED BONDS IN YEAR 2005

Issuer	Trading code	Issue	Market	Last trading day
Republika Slovenija	RS28	28 th issue	official market	10 Jan 2005
Banka Celje	BCE6B	6 th issue B series	official market	9 Feb 2005
Republika Slovenija	RS17	17 th issue	official market	17 Feb 2005
Banka Celje	BCE3	3 rd issue	official market	23 Feb 2005
Nova Ljubljanska banka	NLB3	2 nd issue A series	official market	24 Feb 2005
Nova Ljubljanska banka	NLB4	2 nd issue B series	official market	24 Feb 2005
Abanka Vipava	VP02E	2 nd issue	official market	25 Mar 2005
Republika Slovenija	RS36	36 th issue	official market	11 Mar 2005

F) LIST OF SECURITIES - APRIL 2005

F1) OFFICIAL MARKET (1)

CORPORATE BONDS

	Issuer	Trading code	First trading day	Nominal value of issue traded	Coupon interest rate	Maturity	Sector
1	ABANKA VIPA	AB03	14 June 1999	7 EURm	5% p.a.	1998-2005	banking
2	ABANKA VIPA	AB04	27 Dec 2000	10 EURm	6.25% p.a.	2000-2007	banking
3	ABANKA VIPA	AB05	26 Sept 2001	10 EURm	6% p.a.	2001-2006	banking
4	ABANKA VIPA	AB06	25 Nov 2002	13.5 EURm	5.9% p.a.	2002-2009	banking
5	ABANKA VIPA	AB07	30 Oct 2003	17.3 EURm	5.3% p.a.	2003-2010	banking
6	BANKA CELJE	BCE4	9 Feb 2001	10 EURm	6% p.a.	2000-2006	banking
7	BANKA CELJE	BCE5	19 Dec 2001	10 EURm	6% p.a.	2001-2007	banking
8	BANKA CELJE	BCE6A	30 Sept 2002	10 EURm	5.6% p.a.	2002-2008	banking
9	BANKA CELJE	BCE7	17 Nov 2003	10 EURm	5.15% p.a.	2003-2010	banking
10	BANKA CELJE	BCE8	26 Oct 2004	12.5 EURm	4.9% p.a.	2004-2011	banking
11	ABANKA VIPA	VIP3E	13 Nov 1996	2,556,459.41 EUR	7.5% p.a.	1996-2006	banking
12	ABANKA VIPA	VIP4E	3 Dec 1997	2,045,167.52 EUR	7% p.a.	1997-2007	banking
13	ABANKA VIPA	VIP5	24 Dec 1998	2 EURm	6% p.a.	1998-2008	banking
14	ABANKA VIPA	VIP6	6 Mar 2000	2 EURm	5.5% p.a.	1999-2009	banking
15	ABANKA VIPA	VIP7	19 July 2001	2 EURm	6.2% p.a.	2001-2010	banking
16	BLAGOVNO TRGOVINSKI CENTER	BTC1E	24 Feb 1997	17,383,924.96 EUR	10.5% p.a.	1996-2008	retail, wholesale and real estate trade
17	BLAGOVNO TRGOVINSKI CENTER	BTC2	6 Jun 2003	40 EURm	7% p.a.	2001-2011	retail, wholesale and real estate trade
18	HOTELI BERNARDIN	HTB1E	28 June 1999	10,225,837.62 EUR	8.5% p.a.	1999-2009	hotel and restaurant activities
19	NFD	NI01	21 Dec 1999	2,171.84 SITm	5.5% p.a. + TOM	1999-2006	investment consulting
20	NOVA KBM	KBM2	14 Nov 2000	9 EURm	5.9% p.a.	2000-2006	banking
21	NOVA KBM	KBM3	14 Nov 2001	2,000 SITm	5.8% p.a.+TOM	2001-2006	banking
22	NOVA KBM	KBM4	14 Nov 2001	9 EURm	6% p.a.	2001-2006	banking
23	NOVA KBM	KBM5	26 Oct 2004	6,000 SITm	5.3% p.a.	2004-2009	banking
24	NOVA KBM	KBM6	26 Oct 2004	5,000 SITm	4.5% p.a.	2004-2007	banking
25	NOVA LJUBLJANSKA BANKA	NLB5	27 Sept 2001	12 EURm	5.8% p.a.	2000-2005	banking
26	NOVA LJUBLJANSKA BANKA	NLB9	18 Jun 2003	10,847.4 SITm	8.5% p.a.	2002-2006	banking
27	NOVA LJUBLJANSKA BANKA	NLB10	18 Jun 2003	10,824.3 SITm	3% p.a. + TOM	2002-2007	banking
28	NOVA LJUBLJANSKA BANKA	NLB11	18 Jun 2003	26,326 EURm	5.1% p.a.	2002-2009	banking
29	NOVA LJUBLJANSKA BANKA	NLB12	14 Nov 2003	8,000 SITm	2.65% + TOM	2003-2008	banking
30	NOVA LJUBLJANSKA BANKA	NLB13	14 Nov 2003	11,733.5 SITm	7.0%	2003-2013	banking
31	SKB BANKA	SKB4A	30 Dec 1999	3,818.2 SITm	5.25% p.a. + TOM	1999-2005	banking
32	SKB BANKA	SKB4B	30 Dec 1999	5,909 EURm	5.25% p.a.	1999-2006	banking
33	DEŽELNA BANKA SLOVENIJE	SZB3	15 Mar 2000	2,000 SITm	5.3% p.a. + TOM	1999-2005	banking
34	STANOVANJSKI SKLAD RS	SSR1E	4 July 1996	4,083,023.58 EUR	6% p.a.	1995-2010	national mortgage agency
35	STANOVANJSKI SKLAD RS	SSR2	30 June 1998	2,000 SITm	7.2% p.a. + TOM	1998-2008	national mortgage agency

MUNICIPAL and GOVERNMENT BONDS

	Issuer	Trading code	First trading day	Nominal value of issue traded	Coupon interest rate	Maturity	Sector
1	REPUBLIC OF SLOVENIA	RS10	14 June 1999	52,189.61 SITm	4.5% p.a. + TOM	1997-2007	government bond
2	REPUBLIC OF SLOVENIA	RS18	15 May 2000	50 EURm	6% p.a.	2000-2010	government bond
3	REPUBLIC OF SLOVENIA	RS21	18 Nov 2002	20,000 SITm	1% p.a. + TOM	2001-2015	government bond
4	REPUBLIC OF SLOVENIA	RS22	22 Feb 2001	8,000 SITm	4.7% p.a. + TOM	2001-2006	government bond
5	REPUBLIC OF SLOVENIA	RS23	20 Feb 2001	40 EURm	6% p.a.	2001-2011	government bond
6	REPUBLIC OF SLOVENIA	RS25	3 May 2001	8,000 SITm	4.7% p.a. + TOM	2001-2006	government bond
7	REPUBLIC OF SLOVENIA	RS26	14 June 2001	50 EURm	5.375% p.a.	2001-2011	government bond
8	REPUBLIC OF SLOVENIA	RS27	20 Dec 2001	17,000 SITm	4.7% p.a. + TOM	2001-2006	government bond
9	REPUBLIC OF SLOVENIA	RS29	25 Jan 2002	55 EURm	5.375% p.a.	2002-2012	government bond
10	REPUBLIC OF SLOVENIA	RS31	25 Jan 2002	2,974.68 SITm	4.7% p.a. + TOM	2002-2007	government bond
11	REPUBLIC OF SLOVENIA	RS32	25 Jan 2002	23,865.5 EURm	5.375% p.a.	2002-2012	government bond
12	REPUBLIC OF SLOVENIA	RS33	9 Apr 2002	127,166 EURm	8% p.a.	2002-2022	government bond
13	REPUBLIC OF SLOVENIA	RS38	30 Apr 2002	100 EURm	5.63% p.a.	2002-2017	government bond
14	REPUBLIC OF SLOVENIA	RS39	18 Nov 2002	30,000 SITm	1% p.a. + TOM	2002-2008	government bond
15	REPUBLIC OF SLOVENIA	RS40	7 June 2002	15,000 SITm	3.9% p.a. + TOM	2002-2007	government bond
16	REPUBLIC OF SLOVENIA	RS41	26 June 2002	12,000 SIT m	3.9% p.a. + TOM	2002-2007	government bond
17	REPUBLIC OF SLOVENIA	RS42	24 Jul 2002	12,000 SIT m	9% p.a.	2002-2005	government bond
18	REPUBLIC OF SLOVENIA	RS43	22 Oct 2002	15,600 SITm	3% p.a. + TOM	2002-2006	government bond
19	REPUBLIC OF SLOVENIA	RS44	29 Nov 2002	2,964.93 SITm	6.65% p.a.	2002-2012	government bond
20	REPUBLIC OF SLOVENIA	RS45	3 Dec 2002	12,112.49 SITm	8.2% p.a.	2002-2005	government bond
21	REPUBLIC OF SLOVENIA	RS48	10 Dec 2002	60 EURm	4.75% p.a.	2002-2012	government bond
22	REPUBLIC OF SLOVENIA	RS49	22 Jan 2003	29,788.96 EUR m	4.75% p.a.	2003-2022	government bond
23	REPUBLIC OF SLOVENIA	RS50	11 Mar 2003	61,281,800 EUR	4.50% p.a.	2003-2013	government bond
24	REPUBLIC OF SLOVENIA	RS51	11 Mar 2003	44,470.5 SITm	7.75% p.a.	2003-2006	government bond
25	REPUBLIC OF SLOVENIA	RS52	17 Apr 2003	40,000 SITm	6.25% p.a.	2003-2008	government bond
26	REPUBLIC OF SLOVENIA	RS53	17 Apr 2003	100 EURm	4.875% p.a.	2003-2018	government bond
27	REPUBLIC OF SLOVENIA	RS54	29 Oct 2003	30,000 SITm	5.75% p.a.	2003-2013	government bond
28	REPUBLIC OF SLOVENIA	RS55	24 Feb 2004	40,000 SITm	5% p.a.	2004-2007	government bond
29	REPUBLIC OF SLOVENIA	RS56	24 Feb 2004	50,000 SITm	4.875% p.a.	2004-2009	government bond
30	REPUBLIC OF SLOVENIA	RS57	29 Mar 2004	90,000 SITm	4.875% p.a.	2004-2014	government bond
31	REPUBLIC OF SLOVENIA	RS58	2 Feb 2005	62,910 SITm	3.25% p.a.	2005-2008	government bond
32	REPUBLIC OF SLOVENIA	RS59	2 Feb 2005	117,090 SITm	4% p.a.	2005-2016	government bond
33	REPUBLIC OF SLOVENIA	RS60	14 Apr 2005	20,000 SITm	3.5% p.a.	2005-2010	government bond

TOM (abbreviation for: "temeljna obrestna mera" - base interest rate) - indexation factor, calculated as twelve month average of monthly consumer price index

F1) OFFICIAL MARKET (2)

COMMON SHARES

	Issuer	Trading code	First trading day	Nominal value of issue listed	Number of shares traded	Isin code	Sector
1	AERODROM LJUBLJANA	AELG	8 Oct 1997	1,936.229 SITm	1,936,229	SI 003110327 6	airport services
2	COMET ZREČE	CHZG	2 Nov 1998	1,700.688 SITm	1,700,688	SI 003110440 7	grinding wheels and other non-metals production
3	DELO LJUBLJANA	DELR	13 Jan 1999	667.464 SITm	667,464	SI 003110445 6	publishing
4	DELO PRODAJA	DPRG	12 Feb 2001	593.549 SITm	593,549	SI 003110707 9	trade
5	DROGA PORTOROŽ	DRPG	12 June 1998	2,827.68 SITm	282,768	SI 003110025 6	food processing industry
6	EMONA OBALA	EOKG	7 Jan 1998	1,741.456 SITm	1,741,456	SI 003110268 2	commerce
7	ETOL CELJE	ETOG	21 Feb 1997	2,546.19 SITm	254,619	SI 003110133 8	essential oils and fragrances production
8	GEODETSKI ZAVOD SLOVENIJE	GZRG	8 Jan 2001	379.820 SITm	379,820	SI 003111033 9	surveying and cartography
9	GORENJE VELENJE	GRVG	10 Nov 2000 (2 June 1998 free market)	12,200 SITm	12,200,000	SI 003110407 6	household appliances
10	INTEREUROPA KOPER	IEKG	12 Jan 1998	7,902.413 SITm	7,902,413	SI 003110009 0	retail trade
11	ISTRABENZ KOPER	ITBG	16 June 1997	5,180 SITm	5,180,000	SI 003110207 0	holding companies management
12	KOMPAS MTS	MTSG	8 Dec 2000	2,973.005 SITm	2,973,005	SI 003110370 6	catering service, border-crossing and tourist services
13	KOLINSKA LJUBLJANA	KOLR	8 Jan 1996	3,166.992 SITm	3,166,992	SI 003110005 8	food processing industry
14	KRKA TOVARNA ZDRAVIL NOVO MESTO	KRKG	4 Nov 1997	14,170.448 SITm	3,542,612	SI 003110212 0	pharmaceutical & chemical industry
15	LUKA KOPER	LKPG	20 Nov 1996	7,140 SITm	7,140,000	SI 003110134 6	transport
16	MERCATOR LJUBLJANA	MELR	22 Dec 1997	32,085.04 SITm	3,208,504	SI 003110008 2	commerce industry, agriculture
17	MERKUR NAKLO	MER	30 Nov 1998	12,145.85 SITm	1,214,585	SI 003110463 9	wholesale and retail trade
18	MLINOTEST AJDOVŠČINA	MAJG	3 Apr 2000	2,389.177 SITm	2,389,177	SI 003110820 0	food processing industry
19	NIKA BREŽICE	NIKA	23 June 1992	479.688 SITm	479,688	SI 003110079 3	financial consultancy and services
20	PETROL LJUBLJANA	PETG	5 May 1997	12,517.806 SITm	2,086,301	SI 003110215 3	crude-oil and gas trade
21	PIVOVARNA LAŠKO	PILR	1 Feb 2000	8,747.652 SITm	8,747,652	SI 003110741 8	brewery
22	PIVOVARNA UNION	PULG	6 Mar 2000	4,511.14 SITm	451,114	SI 003110907 5	brewery and soft drinks
23	RADENSKA RADENCI	RARG	3 Apr 1997	5,061.856 SITm	5,061,856	SI 003110230 2	health resort
24	SALUS LJUBLJANA	SALR	16 Jan 1992	134.98 SITm	134,980	SI 003110568 5	full-line pharmaceutical
25	SAVA KRANJ	SAVA	6 Jan 2000	20,069.87 SITm	2,006,987	SI 003110845 7	wholesale
26	TERME ČATEŽ	TCRG	26 Aug 1993	3,587.496 SITm	597,916	SI 003110063 7	chemicals
27	ŽITO LJUBLJANA	ZTOG	20 Mar 2000	3,487.65 SITm	348,765	SI 003110844 0	health resort
							flour, bread, pasta and sweets production

PREFERRED SHARES

	Issuer	Trading code	First trading day	Nominal value of issue listed	Number of shares traded	Isin code	Sector
1	PROBANKA MARIBOR	PRBP	30 Mar 1993	400 SITm	400,000	SI 002120040 5	banking

TRADED SECURITIES - APRIL 2005

F2) FREE MARKET (1)

CORPORATE BONDS

	Issuer	Trading code	First trading day	Nominal value of issue traded	Interest rate	Maturity	Sector
1	ABANKA VIPA	AB08	22 Sep 2004	10 EURm	4.9% p.a.	2003-2011	banking
2	ABANKA VIPA	AB09	22 Sep 2004	10 EURm	4.7% p.a.	2003-2011	banking
3	ABANKA VIPA	AB10	7 Mar 2005	21 EURm	4.6% p.a.	2004-2011	banking
4	AUTOCOMMERCE	ACL1E	15 Dec 1997	11,401,808.95 EUR	8% p.a.	1997-2006	foreign and domestic trade, service and production
5	BANKA KOPER	BKP4	21 Dec 2000	2,000 SITm	6% p.a. + TOM	2000-2005	banking
6	BANKA ZASAVJE	BZ03	27 Jul 2004	5 EURm	4.5% p.a.	2004-2011	banking
7	KD INVESTMENTS	KDO1E	24 July 1996	4,090,335.05 EUR	10% p.a.	1996-2006	investment
8	NOVA LJUBLJANSKA BANKA	NLB7	22 Nov 2002	6,250 SITm	10% p.a.	2002-2005	banking
9	NOVA LJUBLJANSKA BANKA	NLB8	22 Nov 2002	14,276 EURm	5.5% p.a.	2002-2007	banking
10	NOVA LJUBLJANSKA BANKA	NLB14	6 Jul 2004	17 EURm	5% p.a.	2003-2008	banking
11	NOVA LJUBLJANSKA BANKA	NLB15	1 Dec 2004	13,112.6 SITm	4.8% p.a.	2004-2012	banking
12	POSLOVNI SISTEM MERCATOR	MEO1	10 Feb 2005	36.54 EURm	4.8% p.a.	2004-2011	banking
13	POŠTNA BANKA SLOVENIJE	PBS2	27 Dec 2002	1,500 SITm	6% + TOM	2000-2007	commerce industry, agriculture
14	POŠTNA BANKA SLOVENIJE	PBS3	27 Dec 2002	1,795.5 SITm	5.3% + TOM	2000-2005	banking
15	POŠTNA BANKA SLOVENIJE	PBS5	6 Jan 2004	10 EURm	4.8% p.a.	2004-2008	banking
16	POTEZA NALOŽBE	PNO1	29 Sep 2004	10 EURm	5.25% p.a.	2003-2011	enterprise and business counseling
17	PROBANKA, MARIBOR	PRB4	15 Mar 2000	5 EURm	5.5% p.a.	1999-2007	banking
18	PROBANKA, MARIBOR	PRB5	26 Apr 2002	7.85 EURm	6.25% p.a.	2001-2006	banking
19	PROBANKA, MARIBOR	PRB6	30 Jul 2003	6.5 EURm	5.7% p.a.	2002-2008	banking
20	PROBANKA, MARIBOR	PRB7	5 May 2004	12 EURm	5.2% p.a.	2004-2010	banking
21	SIP, STROJNA INDUSTRIJA	SIPBE	19 June 2000	1,763,956.99 EUR	6% p.a.	1999-2009	manufacturing farm equipment
22	DEŽELNA BANKA SLOVENIJE	SZB4	1 Apr 2004	6,753 EURm	6% p.a.	2004-2007	banking

INSURANCE

	Issuer	Trading code	First trading day	Nominal value of issue traded	Coupon interest rate	Maturity	Sector
1	ZAVAROVALNICA TRIGLAV	ZT01	2 Jun 2004	30 EURm	5.125% p.a.	2003-2013	insurance

MUNICIPAL and GOVERNMENT BONDS

	Issuer	Trading code	First trading day	Nominal value of issue traded	Coupon interest rate	Maturity	Sector
1	DARS	DRS1	30 Dec 2004	13,430 SITm	5.1% p.a.	2004-2024	performing financial engineering, preparatory, organization and policy making of building, maintenance of road network and management of super highways in Republic of Slovenia
2	SLOVENSKA ODŠKODNINSKA DRUŽBA	SOS2E	7 Apr 1997	715.82 EURm	6% p.a.	1996-2016	meeting commitments deriving from denationalisation process
3	STANOVANJSKI SKLAD RS	SSR3	8 May 2001	2,000 SITm	6.1% p.a. + TOM	2001-2011	national mortgage agency

TOM (abbreviation for: "temeljna obrestna mera"- base interest rate) - indexation factor calculated as twelve month average of monthly consumer price index

F2) FREE MARKET (2)

COMMON SHARES

Issuer	Trading code	First trading day	Nominal value of issue traded	Number of shares traded	Isin code	Sector
1 AGROKOMBINAT, MARIBOR	AKMG	24 Sep 1999	403.808 SITm	403.808	SI 003110433 2	retail, fooder production for livestock, meat and milk products, granary services
2 AKTIVA AVANT, LJUBLJANA	AAPG	12 Sep 2003	2.951.872 SITm	2.951.872	SI 002111191 7	other financial intermediation
3 AKTIVA INVEST, LJUBLJANA	AKIR	27 May 2003	815.773 SITm	815.773	SI 02111135 4	enterprise & business counselling
4 AKTIVA NALOŽBE, LJUBLJANA	ATPG	27 Feb 2004	13.591.508 SITm	13.591.508	SI 002111216 2	holding companies management
5 ALPETOUR POTOVALNA AGENCIJA	APAG	2 Aug 2000	526.084 SITm	263.042	SI 003110989 3	passengers transport
6 ARKADA HOLDING, LJUBLJANA	AR1R	13 Jan 2004	6.640.325 SITm	6.640.325	SI 002111207 1	holding companies management
7 AVTOPREVOZNIŠTVO IN SERVISI VELENJE	ASVG	1 Sep 1997	308.696 SITm	308.696	SI 003110315 1	transport company
8 BELINKA HOLDING	BELG	19 Oct 2000	2.702.532 SITm	2.702.532	SI 003110216 1	holding companies management
9 CAPITA	CAP1	5 Sep 1997	315.963 SITm	315.963	SI 002110003 5	holding companies management
10 CAP NALOŽBE	CPNR	12 Jan 2005	537.332 SITm	537.332	SI 002111326 9	holding companies management
11 CERTIUS INVEST	CRIR	16 Sep 2003	3.091.062 SITm	3.091.062	SI 002111192 5	other financial intermediation
12 CETIS CELJE	CETG	10 Mar 1997	2.400 SITm	200.000	SI 003110084 3	paper industry and graphics
13 CINKARNA CELJE	CICG	6 Mar 1998	4.874.862 SITm	812.477	SI 003110380 5	metallurgic and chemical industry
14 COLOR MEDVODE	COMG	15 Jan 1998	1.900.782 SITm	950.391	SI 003110360 7	resin, colours and varnish industry
15 CREINA KRANJ	CRKG	21 Feb 2000	194.376 SITm	48.594	SI 003110915 8	production and wholesale of agricultural and industrial machines and gadgets
16 D HOLDING	DHLR	12 Jan 2005	718,1 SITm	718,100	SI 002111325 1	holding companies management
17 DANA MIRNA	DMRG	7 June 1999	356.128 SITm	356,128	SI 003110520 6	secondary industry of fruit processing and production of alcohol and non-alcohol drinks
18 DZS LJUBLJANA	DZS	12 May 1999	1.429.368 SITm	1.429.368	SI 003110527 1	publishing and trading
19 EGOLES, ŠKOFJA LOKA - V LIKVIDACIJI	GKRG	17 Sep 1999	51.399 SITm	51.399	SI 003110714 5	forest management and sale of wood products
20 ELMO LJUBLJANA	IELG	22 Feb 2001	708 SITm	708.000	SI 003111026 3	electrical installations
21 ETRA 33	ETRG	7 Nov 2002	454.23 SITm	45.423	SI 003110712 9	production of electromotors, generators and transformers
22 FINIRA	FIRR	10 Oct 2002	2.179.206 SITm	2.179.206	SI 002111138 8	holding companies management
23 FOND INVEST	MHLG	30 Jan 2001	595.241 SITm	595.241	SI 003111007 3	holding companies management
24 FRUCTAL AJDOVŠČINA	FRAG	6 Jan 1998	2.504.151 SITm	2.504.151	SI 003110359 9	food-processing industry
25 GEA COLLEGE	GEAL	5 Jan 1995	147.885 SITm	147.885	SI 003110080 1	consulting
26 GEA TOVARNA OLJA	GSBG	30 June 1996	1.254.96 SITm	1.254.960	SI 003110129 6	oil - producing industry
27 GORENJSKI TISK, KRANJ	GTKG	19 Sep 1996	1.070.328 SITm	1.070.328	SI 003110119 7	graphics services
28 GORIŠKE OPEKARNE, RENČE	GORG	8 Mar 1999	523.634 SITm	523.634	SI 003110499 3	production of different clay brick products
29 GOZDNO GOSPODARSTVO BLED	GGBG	27 Dec 1999	611,9 SITm	611.900	SI 003110737 6	forest management
30 GRADIS GP	GLJG	12 July 1999	609,5 SITm	304.750	SI 003110393 8	construction
31 GRAND HOTEL UNION	GHUG	5 Jan 2000	1.814.613 SITm	1.814.613	SI 003110865 5	hotel industry
32 HELIOS DOMŽALE	HDOG	19 Sep 1996	2.199.61 SITm	219.861	SI 003110114 8	intermediary on fuel, mine sector
33 HIDROTEHNIK LJUBLJANA	VHLG	5 July 1999	2.198.61 SITm	384.472	SI 003110551 1	building industry and protection against flood damage
34 HOTELI PALACE PORTOROŽ	PALG	7 Oct 1997	2.346.102 SITm	2.346.102	SI 003110330 0	hotel industry
35 HRAM HOLDING	ST1R	27 Jan 2004	4.346.667 SITm	4.346.667	SI 002111210 5	holding companies management
36 IMP ČRPALKE	ICRG	9 Sep 1998	333.034 SITm	333.034	SI 003110434 0	production of pumps
37 IMP KLIMAT	KLLG	26 Apr 2002	353,9 SITm	353.900	SI 003111114 7	production of air conditioning equipment
38 INFOND HOLDING	IFFR	23 Sept 2002	16.833.414 SITm	16.833.414	SI 002111076 0	holding companies management
39 INFOND HOLDING 1	IFHR	22 Jul 2004	3.777.004 SITm	3.777.004	SI 002111308 7	holding companies management
40 INLES RIBNICA	IHPG	8 Oct 1999	1.218.01 SITm	609.005	SI 003110745 9	production of furniture
41 INTARA LJUBLJANA	INTR	5 Jan 1995	101 SITm	101.000	SI 003110114 8	brokerage house
42 INTEGRAL, JESENICE	INJG	14 Sep 1999	256.556 SITm	256.556	SI 003110708 7	merchandise and passenger transport, motor vehicle service and repairs
43 INTERTRADE ITA	INRG	20 Oct 1997	695.31 SITm	69.531	SI 003110333 4	mechanical engineering representative
44 INTERTRADE ITS	ITSG	24 Apr 1998	1.260 SITm	1.260.000	SI 003110394 6	information and computer service
45 ISKRA AVTOELEKTRIKA	IALG	26 Oct 2004	3.216.626 SITm	1.608.313	SI 003110704 6	production of electrical equipment for machinery and vehicles
46 JADRAN SEŽANA	JASG	23 Sep 1996	165.302 SITm	165.302	SI 003110154 4	commerce industry
47 JATA EMONA	JAMR	15 Jan 2002	3.197.534 SITm	3.197.534	SI 003111109 7	production and retailing of poultry meat
48 JAVOR PIVKA	JPIG	13 Nov 2000	1.194,7 SITm	1.194.700	SI 003110910 9	production of plywood, bound and layer wood, fibre and other slabs
49 JELEN SLOVENSKE KONJICE	JESG	29 Nov 1999	50.849 SITm	50.849	SI 003110430 8	restaurant & hotel capacities
50 JUTEKS ŽALEC	JTKG	2 Nov 1999	641.432 SITm	641.432	SI 003110786 3	carpet production on various linings
51 KD HOLDING	KDHR	5 Feb 2001	10.988.272 SITm	1.373.534	SI 003111046 1	holding companies management
52 KEMA PUČONCI	KEPG	17 Dec 1998	217.346 SITm	217.346	SI 003110420 9	production of special building materials
53 KLASJE CELJE	KLKG	2 July 1999	820.343 SITm	820.343	SI 003110548 7	bread, pastries and sweets production
54 KOMPAS HOTELI KRANJSKA GORA	KHKG	31 May 1996	1.627 SITm	162.700	SI 003110052 0	tourism, hotel industry
55 KOŠAKI TMI MARIBOR	TKMG	11 Oct 1999	432.36 SITm	43.236	SI 003110424 1	secondary meat industry and production of meat products
56 KRONA HOLDING	KRHR	9 May 2002	1.287.121 SITm	1.287.121	SI 002111124 8	holding companies management
57 KS2 NALOŽBE	KS2G	22 Dec 2003	10.911.34 SITm	10.911.340	SI 002111203 0	holding companies management
58 L EGOLES	LEGG	27 Dec 2004	206.896 SIT m	206.896	SI 003111324 2	forest management and sale of wood products
59 LESNINA	MILG	12 Jan 2002	2.906.81 SITm	76.495	SI 003111116 2	wholesale and retail of furniture
60 LESNINA EMMI SLOV.BISTRICA	LSBG	8 May 1996	684.037 SITm	684.037	SI 003110035 5	aluminium and wood production
61 ŽITO INTES	IMTG	9 Mar 2000	2.518.194 SITm	2.518.194	SI 003110920 8	cereal processing and production of farinaceous food

F2) FREE MARKET (3)

COMMON SHARES

	Issuer	Trading code	First trading day	Nominal value of issue traded	Number of shares traded	Isin code	Sector
62	LIP BLEĐ	LLBG	12 Jan 2000	1,942.454 SITm	1,942,454	SI 003110871 3	wood manufacturing
63	LIV POSTOJNA	LIVG	16 Nov 1999	1,616 SITm	161,600	SI 003110796 2	production of vacuum cleaners, plastic tubes and fittings, bicycles, hydraulic elevators and concrete mixers
64	LIZ INŽENIRING LJUBLJANA	LIZG	11 Mar 1999	123,846 SITm	123,846	SI 003110371 4	consulting and engineering in object construction
65	MARINA PORTOROŽ	MAPG	19 Sep 1996	627,864 SITm	313,932	SI 003110058 7	naautical and hotel industry
66	MAKSIMA HOLDING	MAHR	6 May 2003	6,399.85 SITm	6,399,850	SI 002111151 1	holding companies management
67	MAKSIMA INVEST	MKIR	26 Oct 2004	7,451.949 SITm	7,451,949	SI 002111319 4	holding companies management
68	MEDALJON MARIBOR	MEDR	12 Oct 1999	1,734 SITm	1,734,000	SI 003110691 5	management of holding companies, business operations of own real estate and renting own real estate
69	MEDVEŠEK PUŠNIK LJUBLJANA	MPL	12 Dec 1997	160 SITm	80,000	SI 002110324 5	financial consulting
70	MELAMIN KOČEVEJE	MKOG	23 Sep 1996	349,913 SITm	349,913	SI 00311020 1	chemical industry
71	MERCATA	MROA	27 Jul 2004	2,891.874 SITm	2,891,874	SI 002111199 0	holding companies management
72	METALKA TRGOVINA	MTGG	2 Jul 2004	1,152.048 SITm	1,152,048	SI 003110566 9	retail trade in unspecialized stores
73	MESNA INDUSTRIJA PRIMORSKE	MIPG	19 June 2000	1,478.742 SITm	1,478,742	SI 003110969 5	meat processing industry; wholesale and retail trade with provisions
74	MITOL SEŽANA	MISG	15 May 1997	770.509 SITm	770,509	SI 003110271 6	production and sale of adhesive substances and resinous compound
75	MKT PRINT	MKTG	11 Oct 1999	1,039.54 SITm	103,954	SI 003110094 2	printing, publishing, retail and wholesale
76	MODRA LINIJA HOLDING	MLHR	20 Nov 2002	1,882.991 SIT m	1,882,991	SI 002111058 8	holding companies management
77	M1	M1R	4 Aug 2004	2,681.638 SITm	2,681,638	SI 002111311 1	holding companies management
78	NAMA LJUBLJANA	NALN	30 Apr 2004	953.752 SITm	953,752	SI 003110269 0	retail trade and renting of business premises
79	NFD HOLDING	NFZR	10 Dec 2003	31,859.997 SITm	31,859,997	SI 002111200 6	holding companies management
80	NIKO ŽELEZNIKI	NKPG	17 Sep 1999	358.75 SITm	35,875	SI 003110717 8	office material, industrial paper-clips, electromagnets and other metal mechanisms production
81	PLAMA PUR	POPG	6 Dec 1999	686.798 SITm	686,798	SI 003110822 6	production and refashioning of poliretanic (plastic) foams
82	POM-INVEST	POIR	19 Oct 2001	2,241.983 SITm	2,241,983	SI 002111098 4	holding companies management
83	POM-NALOŽBE	PPIG	13 May 2004	2,296.5 SITm	2,296,500	SI 002111303 8	holding companies management
84	RTC KRVAVEČ	RKRG	17 Oct 1997	2,311.468 SITm	1,155,734	SI 003110328 4	ski resort
85	SATURNUS EMBALAŽA LJUBLJANA	SELR	3 Nov 1997	672.512 SITm	84,064	SI 003111175 8	production of package
86	SIJAJ HRASTNIK	SIHG	7 Oct 1999	268.8 SITm	26,880	SI 003110742 6	production of decorative lights and metal products
87	KD GROUP	SKDR	21 Dec 2000	372.872 SITm	186,436	SI 003111016 4	holding companies management
88	SLOVENJALEŠ LJUBLJANA	SLLG	8 May 1996	2,736.04 SITm	273,604	SI 003110040 5	commerce, engineering, representation
89	SVILANIT KAMNIK	SKAG	14 Apr 1997	816.974 SITm	408,487	SI 003110245 0	textile industry
90	TEKSTINA, AJDOVŠČINA	TEAG	12 Feb 1997	1,503.057 SITm	1,503,057	SI 03110221 1	textile industry
91	TERMÉ DOBRNA	ZDDG	5 July 1999	682.01 SITm	682,010	SI 03110539 6	medical services, tourist and hotel trade
92	TOSAMA DOMŽALE	TODG	13 Sep 1996	2,956.7 SITm	295,670	SI 003110136 1	sanitary material production
93	TOVARNA SLADKORJA ORMOŽ	TSOR	12 Apr 1996	4,971.63 SITm	497,163	SI 003110020 7	sugar production
94	TRDNJAVA HOLDING	TROR	31 Mar 2004	2,593.123 SITm	2,593,123	SI 002111219 6	holding companies management
95	TRDNJAVA I HOLDING	TRIR	31 Mar 2004	891.75 SITm	891,750	SI 002111220 4	holding companies management
96	TRIGLAV NALOŽBE	TRSG	7 Apr 2004	13,182.366 SITm	13,182,366	SI 002111223 8	holding companies management
97	TRIGLAV, finančna družba	TFDR	4 Mar 2003	6,356.989 SITm	6,356,989	SI 002111120 6	holding companies management
98	TUB SWATY MARIBOR	TUBG	30 Dec 1997	1,155.76 SITm	288,940	SI 003110344 1	production and trade of knife grinders
99	UNITAS ARMATURE	USLG	26 Nov 1998	145.115 SITm	145,115	SI 003110467 0	production of sanitary, water and gas fittings
100	UNIT-AS NEPREMIČNINELJUBLJANA	USAR	20 Feb 2003	173.377 SITm	173,377	SI 003111147 7	trading with own real estate
101	UPIMO GROUP LJUBLJANA	UPGR	9 July 19997	215 SITm	215,000	SI 002110266 8	counseling services on trading and marketing and financial engineering
102	VELANA LJUBLJANA	VLJG	23 Dec 2002	1,409.645 SITm	1,409,645	SI 003110069 4	non-clothing textile manufacturer
103	VIPA HOLDING	VHDR	5 Nov 2003	7,347.565 SITm	7,347,565	SI 002111131 3	other financial intermediation
104	VIZIJA HOLDING	VIHR	17 Mar 2003	2,277.503 SITm	2,277,503	SI 002111125 5	holding companies management
105	VIZIJA HOLDING ENA	VZPG	3 Feb 2004	2,129.725 SITm	2,129,725	SI 002111211 3	holding companies management
106	ZDRAVILIŠČE ROGAŠKA	RGS	11 Feb 1999	898.11 SITm	898,110	SI 003110489 4	health resort
107	ZLATA MONETA II finančna družba	ZM2R	13 Nov 2003	8,232.861 SITm	8,232,861	SI 002111198 2	other financial intermediation
108	ZVON ENA HOLDING	ZVHR	30 Oct 2003	11,520.72 SITm	11,523,260	SI 002111177 6	holding companies management
109	ZVON DVA HOLDING	ZV2R	25 Feb 2004	14,120.934 SITm	14,120,934	SI 002111215 4	holding companies management
110	ŽELEZARNA RAVNE - MONTER DRAVOGRAD	ZMDG	17 Sep 1999	336.225 SITm	336,225	SI 003110696 4	management of investment portfolios of subsidiaries

PREFERRED SHARES

	Issuer	Trading code	First trading day	Nominal value of issue traded	Number of shares traded	Isin code	Sector
1	KD HOLDING	KDHP	18 July 2001	2,131.304 SITm	266,413	SI 003120050 2	holding companies management
2	ZDRAVILIŠČE ROGAŠKA	RGP	11 Feb 1999	55.7 SITm	27,850	SI 003120028 8	health resort

F2) FREE MARKET (4)

CLOSED-END FUNDS

	Issuer	Trading code	First trading day	Nominal value of issue traded	Number of shares traded	Isin code	Sector
1	MAKSIMA, delniška ID	MAIR	21 May 2003	7,811.823 SITm	7,811,823	SI 002111152 9	investment fund
2	INFOND ID	IFIR	23 Sept 2002	8,132.314 SITm	8,132,314	SI 002111078 6	investment fund
3	INFOND ID 1	IFDR	2 Aug 2004	4,956.471 SITm	4,956,471	SI 002111307 9	investment fund
4	KD ID	KDIN	9 Feb 2001	9,204.61 SITm	92,046,145	SI 002111023 2	investment fund
5	KRONA SENIOR	SNON	8 Dec 1998	7,317.04 SITm	73,170,428	SI 002110590 1	investment fund
6	MODRA LINIJA	MLON	7 Apr 1998	3,415,383,300 SIT	34,156,833	SI 002110596 8	investment fund
7	NFD 1 DELNIŠKI INVESTICIJSKI SKLAD	NFIN	26 Oct 1998	15,833.01 SITm	160,580,300	SI 002110600 8	investment fund
8	TRIGLAV STEBER 1, delniška ID	TG1R	11 Aug 2004	14,746.743 SITm	14,746,743	SI 002111312 9	investment fund
9	VIPA INVEST	VIIN	13 Nov 2003	3,079.247 SITm	3,079,247	SI 002111132 1	investment fund
10	ZLATA MONETA I	ZM1N	31 Mar 1999	13,659.56 SITm	136,595,600	SI 002110617 2	investment fund
11	ZVON ENA ID	ZVIR	24 Nov 2003	2,277.577 SITm	2,277,577	SI 002111178 4	investment fund