



MONTHLY STATISTICS  
LJUBLJANA STOCK EXCHANGE

May 2005  
Year XI., No. 05/05

TURNOVER

Market	Turnover (in EURm)	Volume in pieces	Number of bargains
<b>Official market</b>	<b>105.46</b>	<b>3,712,112</b>	<b>4,491</b>
Shares	26.73	1,796,060	3,860
Bonds	78.73	1,916,052	631
<b>Free market</b>	<b>44.67</b>	<b>9,974,700</b>	<b>16,840</b>
Shares	15.46	2,180,945	10,940
Bonds	13.25	160,130	405
Closed-end funds	15.96	7,633,625	5,495
<b>Short-term securities</b>	<b>0.00</b>	<b>0</b>	<b>0</b>
<b>Total</b>	<b>150.13</b>	<b>13,686,812</b>	<b>21,331</b>

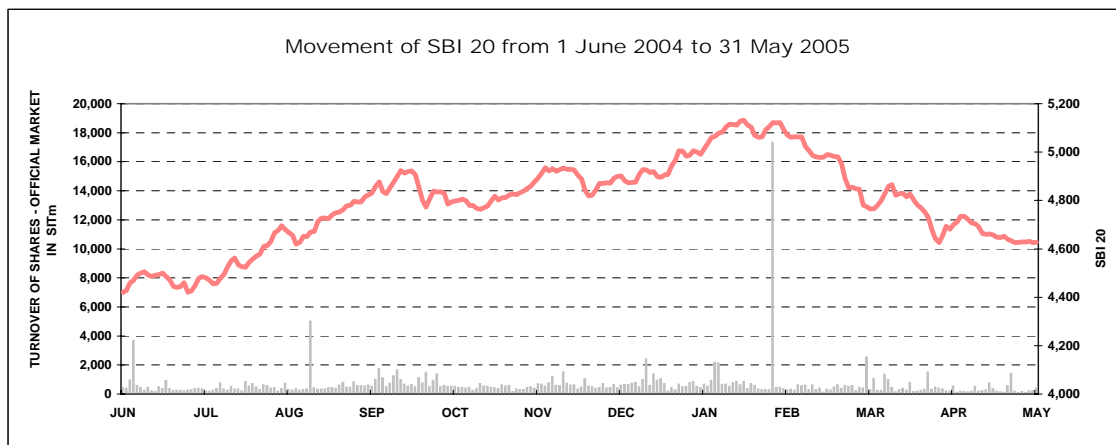
MARKET SIZE

Market	Market capitalisation (in EURm)	Number of securities	Number of issuers
<b>Official market</b>	<b>8,868.24</b>	<b>91</b>	<b>36</b>
Shares	4,598.50	26	26
Bonds	4,269.74	65	10
<b>Free market</b>	<b>3,973.57</b>	<b>153</b>	<b>138</b>
Shares	1,861.56	111	109
Bonds	1,177.19	31	18
Closed-end funds	934.82	11	11
<b>Short term securities</b>	<b>-</b>	<b>10</b>	<b>1</b>
<b>Total</b>	<b>12,841.81</b>	<b>244</b>	<b>168</b>

NOMINAL RETURN

STOCK EXCHANGE INDICES	Nominal return in May 2005	Nominal return in Year 2005
Slovene stock exchange index (SBI 20)	-2.27%	-5.65%
Investment fund index (PIX)	-2.70%	-4.73%
Bond index (BIO)	-0.59%	-0.35%

Movement of SBI 20 from 1 June 2004 to 31 May 2005





#### ISSUER

Ljubljana Stock Exchange Inc.  
Slovenska 56  
1000 Ljubljana

#### INFORMATIONS

E-mail:	info@ljse.si
Phone:	+386 1 47-10-211 +386 1 47-10-205
Contact persons:	Nataša Žabkar, Darja Jermaniš

#### STATISTICS ON WEB:

<http://www.ljse.si/cgi-bin/jve.cgi?doc=1989&sid=oW6SxKEMNaGgXs4b>

**Investment Point of Slovenia**

**BORZA**  
LJUBLJANA STOCK EXCHANGE

Contact Contents SLO  
Search

WHAT'S NEW STATISTICAL DATA FOR ISSUERS FOR INVESTORS ABOUT THE LJSE

**Welcome**  
Welcome to the Ljubljana Stock Exchange website!

**QUICK LINKS**  
SEOnet  
Daily price list  
List of members  
LJSE Indices  
Statistical data

**INDICES AS AT Jun 7. 2005**

Index	Change %
SBI20	-1.54%
PIX	-0.27%
BIO	-0.62%

Descending, SBI20, 4,544,31 -1,54%

**TOP FIVE SECURITIES AS AT Jun 6. 2005**

Symbol	Value	Change in %	Turnover (in SIT mio)
TEAG	345.56	25.66%	2.55
RARG	2,063.07	1.35%	9.39
ZMIN	144.05	0.89%	4.94
MAIR	2,414.97	0.20%	3.58
IFIR	2,563.77	0.15%	8.96

**ABOUT THE LJSE**  
Market capitalisation (SIT mio): 3,073,511  
Turnover (SIT mio): 516,215,057  
No of securities: 244

**NEW**  
LJSE Liquidity Criteria

**MEDIA ROOM**  
Detailed information about Ljubljana Stock Exchange is available in media room.

**WHAT'S NEW**  
**Issuer's announcements >>**  
June 3. 2005  
KRKA, d.d., Novo mesto - The court rejected lawsuit against Krka  
June 2. 2005  
GORENJE, d.d., Velenje - The 8th Shareholder's Assembly Meeti...  
May 25. 2005  
PETROL, d.d., Ljubljana - The Bussiness Report January-March 2005

**Stock Exchange announcements >>**  
**Statistical announcements >>**

**ONE BY ONE**  
WE CAN START TO MAKE POVERTY HISTORY.  
ONE THE ONE CAMPAIGN TO FIGHT GLOBAL AIDS AND POVERTY  
WWW.ONE.ORG

**SEOnet**  
Company news on SEOnet

---

---

# INDEX

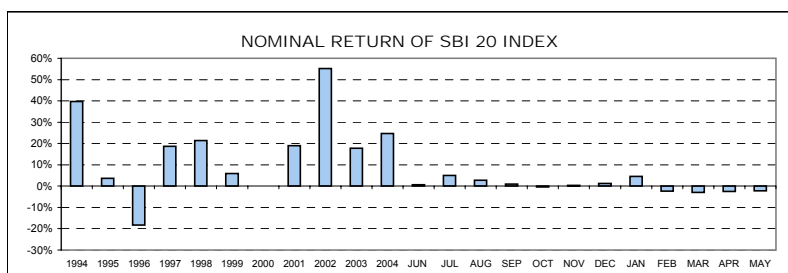
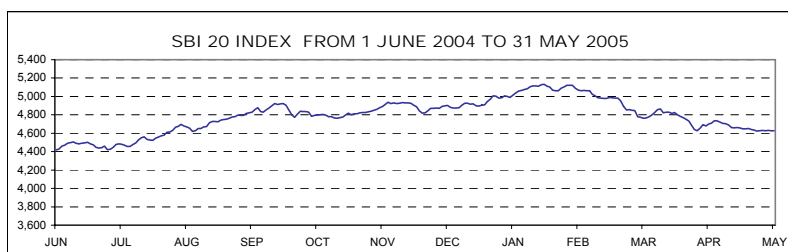
---

	Page
A) STOCK EXCHANGE INDICES	1
<b>A1) Values, yields and movements of Stock Exchange Indices</b>	1
<b>A2) Index compositions</b>	3
B) NUMBER OF ISSUERS, TRADED SECURITIES AND MEMBERS	4
C) TURNOVER	5
<b>C1) Monthly turnover by securities on official market</b>	5
<b>C2) Monthly turnover by securities on free market</b>	7
<b>C3) Most traded securities</b>	12
<b>C4) Turnover by LJSE members</b>	13
<b>C5) Monthly turnover in Years 2004 and 2005</b>	14
D) MARKET CAPITALISATION	17
<b>D1) Market capitalisation of shares</b>	18
<b>D2) Market capitalisation of bonds</b>	21
<b>D3) Market capitalisation of investment funds</b>	23
E) OTHER	24
<b>E1) Indicators (shares on official market)</b>	24
<b>E2) Ownership and net inflow of foreign portfolio investments</b>	25
<b>E3) Record values</b>	26
<b>E4) New listed securities and changes</b>	27
F) LIST OF SECURITIES	29
<b>F1) Official market</b>	29
<b>F2) Free market</b>	31

## A) STOCK EXCHANGE INDICES

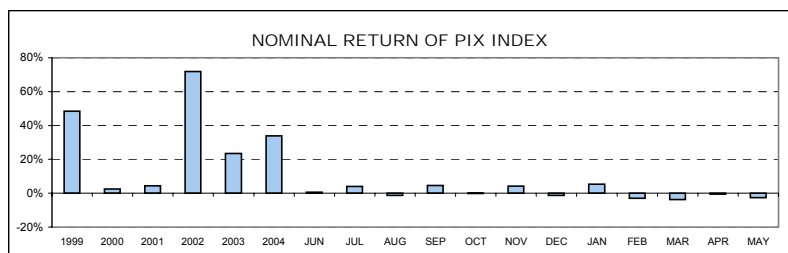
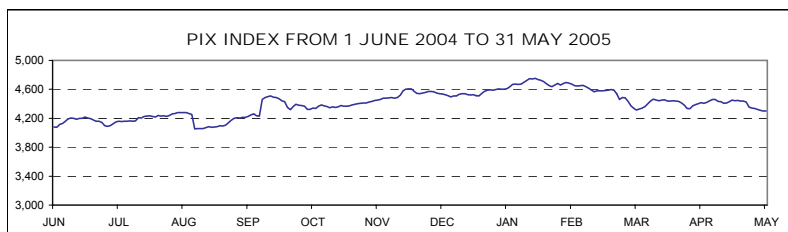
### SBI 20 - SLOVENE STOCK EXCHANGE INDEX

Year	Max	Date	Min	Date	Close	Nominal return
1994	1,598.03	28 June 1994	1,131.23	21 Oct 1994	1,396.81	39.68%
1995	1,590.17	9 Nov 1995	1,016.99	13 July 1995	1,448.75	3.72%
1996	1,589.18	13 Mar 1996	891.93	10 Sept 1996	1,183.26	-18.33%
1997	1,655.36	10 Feb 1997	1,156.14	6 Jan 1997	1,404.70	18.71%
1998	2,026.47	10 Aug 1998	1,378.49	6 Jan 1998	1,705.77	21.43%
1999	1,981.87	19 Feb 1999	1,679.48	5 Jan 1999	1,806.26	5.89%
2000	1,903.66	24 Jan 2000	1,584.23	25 May 2000	1,807.94	0.09%
2001	2,159.35	19 Dec 2001	1,700.24	25 Apr 2001	2,151.59	19.01%
2002	3,547.64	8 Nov 2002	2,140.80	3 Jan 2002	3,340.20	55.24%
2003	4,034.53	5 Dec 2003	3,067.67	3 Jul 2003	3,931.64	17.71%
2004	4,935.29	15 Nov 2004	3,922.74	5 Jan 2004	4,904.48	24.74%
Year 2005	Max	Date	Min	Date	Close	Nominal return
January	5,128.56	31 Jan 2005	4,908.79	3 Jan 2005	5,128.56	4.57%
February	5,131.61	1 Feb 2005	5,005.88	28 Feb 2005	5,005.88	-2.39%
March	4,989.02	7 Mar 2005	4,764.25	23 Mar 2005	4,858.45	-2.95%
April	4,865.12	1 Apr 2005	4,625.88	20 Apr 2005	4,734.72	-2.55%
May	4,734.07	3 May 2005	4,625.17	23 May 2005	4,627.39	-2.27%



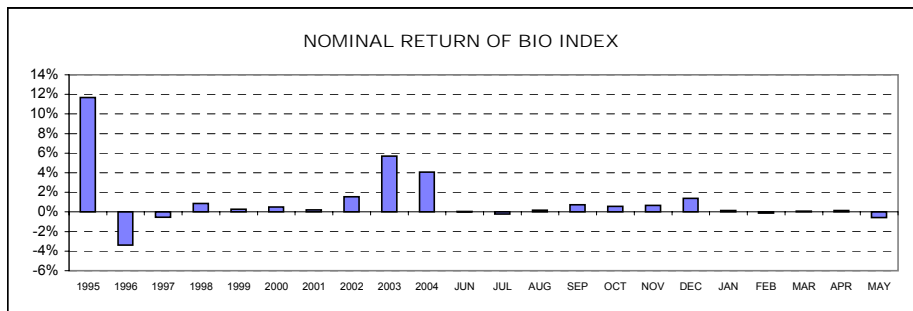
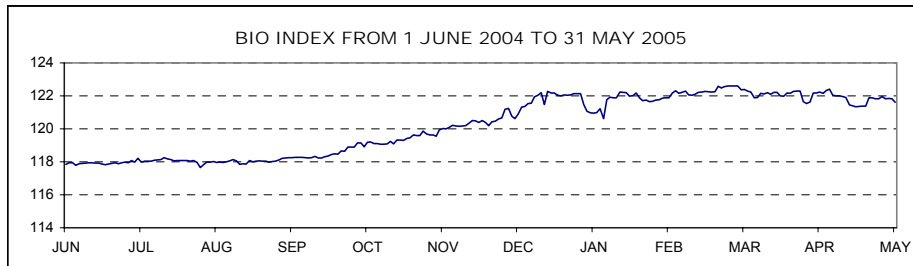
### PIX - INVESTMENT FUNDS INDEX

Year	Max	Date	Min	Date	Close	Nominal return
1999	1,633.77	8 Sep 1999	965.15	5 Jan 1999	1,483.50	48.35%
2000	1,572.13	17 Jan 2000	1,097.07	25 May 2000	1,520.79	2.51%
2001	1,588.02	28 Dec 2001	1,328.44	23 May 2001	1,588.02	4.42%
2002	3,013.05	27 Nov 2002	1,551.00	3 Jan 2002	2,729.73	71.89%
2003	3,374.22	29 Dec 2003	2,558.26	12 Mar 2003	3,372.03	23.53%
2004	4,606.40	26 Nov 2004	3,367.18	5 Jan 2004	4,513.38	33.85%
Year 2005	Max	Date	Min	Date	Close	Nominal return
January	4,752.47	31 Jan 2005	4,508.47	3 Jan 2005	4,752.47	5.30%
February	4,732.50	1 Feb 2005	4,614.44	28 Feb 2005	4,614.44	-2.90%
March	4,595.54	10 Mar 2005	4,312.28	23 Mar 2005	4,440.03	-3.78%
April	4,462.86	1 Apr 2005	4,330.72	20 Apr 2005	4,419.03	-0.47%
May	4,460.03	4 May 2005	4,299.59	30 May 2005	4,299.72	-2.70%



## BIO - STOCK EXCHANGE BOND INDEX

Year	Max	Date	Min	Date	Close	Nominal return
1995	113.52	14 Dec 1995	100.46	5 July 1995	111.68	11.68%
1996	111.96	8 Jan 1996	106.61	28 June 1996	107.89	-3.39%
1997	110.97	8 Apr 1997	104.90	29 Jan 1997	107.31	-0.54%
1998	108.22	30 Dec 1998	101.68	25 May 1998	108.22	0.85%
1999	110.52	4 Feb 1999	104.53	16 Aug 1999	108.50	0.26%
2000	109.63	15 Dec 2000	103.96	9 June 2000	109.03	0.49%
2001	110.08	17 Sept 2001	107.81	21 Mar 2001	109.25	0.20%
2002	111.06	27 Dec 2002	107.17	12 Mar 2002	110.96	1.57%
2003	118.14	21 Nov 2003	110.20	24 Jan 2003	117.27	5.69%
2004	122.27	27 Dec 2004	116.28	14 Jan 2004	122.04	4.07%
Year 2004	Max	Date	Min	Date	Close	Nominal return
January	122.23	27 Jan 2005	120.63	20 Jan 2005	122.20	0.13%
February	122.31	22 Feb 2005	121.65	10 Feb 2005	122.06	-0.12%
March	122.60	16 Mar 2005	121.89	29 Mar 2005	122.16	0.08%
April	122.33	29 Apr 2005	121.53	20 Apr 2005	122.33	0.14%
May	122.41	3 May 2005	121.34	13 May 2005	121.61	-0.59%



## A2) INDEX COMPOSITIONS

COMPOSITION OF SLOVENE STOCK EXCHANGE INDEX - SBI 20 ON 31 MAY 2005 \*

Issuer	Trading code	Adjusted number of shares	Base value in SIT	Adjusted share	Sector	Market capitalisation (free float) of index on 31 May 2005	Sector share
KRKA	KRKG	713,459	30,026.12	10.00	pharmaceuticals	55,446,252,147 SIT	10.11%
PETROL	PETG	862,577	22,251.50	10.00	oil and gas	56,390,203,681 SIT	10.28%
MERCATOR	MELR	1,413,358	4,520.37	10.00	trade	51,352,398,362 SIT	17.23%
GORENJE	GRVG	9,539,832	2,157.29	10.00	household appliances	55,157,782,251 SIT	14.38%
SAVA	SAVA	1,279,566	16,791.89	10.00	industrial conglomerates	54,986,930,470 SIT	16.87%
PIVOVARNA LAŠKO	PILR	7,431,885	6,199.69	9.33	food and beverages	54,936,270,963 SIT	10.02%
INTEREUROPA	IEKG	6,028,059	4,919.17	7.54	transport	38,880,980,550 SIT	18.37%
ISTRABENZ	ITBG	4,329,907	2,700.00	7.26	industrial conglomerates	37,552,720,523 SIT	
LUKA KOPER	LKPG	5,115,201	2,310.79	7.13	transport	39,131,287,650 SIT	
MERKUR	MER	995,500	18,003.70	7.02	trade	38,823,444,770 SIT	
AERODROM LJUBLJANA	AELG	1,936,229	11,492.98	3.97	transport	22,760,062,098 SIT	
TERME ČATEŽ	TCRG	381,720	39,457.14	2.63	health resort	13,932,780,000 SIT	
DELO	DELR	500,674	29,663.00	2.53	publishing	15,020,220,000 SIT	2.74%
ŽITO	ZTOG	300,312	18,007.22	1.87	food and beverages	9,760,140,000 SIT	
KOMPAS MTS	MTSG	2,973,005	1,335.81	0.72	trade	4,340,587,300 SIT	
<b>Market capitalisation of index</b>						<b>548,472,060,767.19</b>	
<b>Share of market capitalisation (shares official market) in index</b>							<b>49.77%</b>

\* the same composition have also non-weighted Slovene Stock Exchange Index - SBI 20NT

COMPOSITION OF INVESTMENT FUNDS INDEX - PIX ON 31 MAY 2005

Issuer	Trading code	Adjusted number of shares	Base value in SIT	Adjusted share	Market capitalisation of index on 31 May 2005
TRIGLAV STEBER I, delniška ID	TG1R	6,858,937	701.10	15.00	25,293,359,028 SIT
NFD 1 DELNIŠKI INVESTICIJSKI SKLAD	NF1N	76,735,440	65.42	15.00	24,391,894,313 SIT
INFOND ID	IFIR	8,132,314	1,691.31	12.36	20,789,366,186 SIT
MAKSIMA ID	MAIR	7,811,823	1,707.96	11.77	18,814,072,631 SIT
KD ID	KDIN	92,046,145	57.74	11.72	21,438,467,632 SIT
ZLATA MONETA I, ID	ZM1N	136,595,600	23.56	11.34	19,429,358,144 SIT
KRONA SENIOR	SN0N	73,170,428	26.93	6.67	11,214,831,500 SIT
MODRA LINIJA	ML0G	34,156,833	170.00	4.94	8,300,110,419 SIT
ZVON ENA ID	ZVIR	2,277,577	2,500.14	4.07	6,346,787,171 SIT
VIPA INVEST	VIIN	3,079,247	1,674.92	3.71	6,475,656,441 SIT
INFOND ID 1	IFDR	4,956,471	1,232.99	3.42	5,814,683,954 SIT
<b>Market capitalisation of index</b>					<b>168,308,587,419 SIT</b>
<b>Share of market capitalisation (inv.funds) in index</b>					<b>75.12%</b>

COMPOSITION OF STOCK EXCHANGE BOND INDEX - BIO ON 31 MAY 2005

Bonds	Trading code	Base value	Share
SLOVENSKA ODŠKODNINSKA DRUŽBA 2 <sup>nd</sup> issue	SOS2E	104.03	50.00
REPUBLIKA SLOVENIJA 53 <sup>rd</sup> issue	RS53	103.50	44.56
REPUBLIKA SLOVENIJA 29 <sup>th</sup> issue	RS29	105.00	5.44

## B) NUMBER OF ISSUERS, TRADED SECURITIES AND MEMBERS

	31 Dec 2002	31 Dec 2003	31 Dec 2004	30 Apr 2005	31 May 2005
<b>NUMBER OF ISSUERS</b>	<b>191</b>	<b>181</b>	<b>172</b>	<b>170</b>	<b>168</b>
<b>Official market</b>	<b>48</b>	<b>45</b>	<b>40</b>	<b>39</b>	<b>36</b>
Shares	35	32	29	28	26
Bonds	15	13	11	11	10
<b>Free market</b>	<b>148</b>	<b>140</b>	<b>137</b>	<b>137</b>	<b>138</b>
Shares	101	102	111	110	109
Bonds	14	12	15	16	18
Authorised closed-end funds	29	18	-		
Closed-end funds	4	8	11	11	11
Pension coupons	1	-	-	-	-
	31 Dec 2002	31 Dec 2003	31 Dec 2004	30 Apr 2005	31 May 2005
<b>NUMBER OF SECURITIES</b>	<b>266</b>	<b>254</b>	<b>254</b>	<b>245</b>	<b>244</b>
<b>Official market</b>	<b>109</b>	<b>106</b>	<b>105</b>	<b>96</b>	<b>91</b>
Shares	36	32	29	28	26
Bonds	73	74	76	68	65
<b>Free market</b>	<b>157</b>	<b>148</b>	<b>149</b>	<b>149</b>	<b>153</b>
Shares	104	104	113	112	111
Bonds	19	18	25	26	31
Authorised closed-end funds	29	18	-		
Closed-end funds	4	8	11	11	11
Pension coupons	1	-	-	-	-
<b>Short term securities</b>	<b>10</b>	<b>10</b>	<b>10</b>	<b>10</b>	<b>10</b>
	31 Dec 2002	31 Dec 2003	31 Dec 2004	30 Apr 2005	31 May 2005
<b>NUMBER OF MEMBERS</b>	<b>27</b>	<b>27</b>	<b>27</b>	<b>27</b>	<b>27</b>

## C) TURNOVER

### C1) TURNOVER BY SECURITIES ON OFFICIAL MARKET IN MAY 2005

#### 1. Shares

Issue	Total (in SIT)	Total (in EUR)	Block trades (in SIT)	Cross trades (in SIT)	Share in total turnover on official market	Share in turnover of shares	Volume in pieces	Number of bargains
<b>Total shares</b>	<b>6,405,034,181</b>	<b>26,729,387</b>	<b>3,279,714,544</b>	<b>326,684,948</b>	<b>25.34%</b>	<b>100.00%</b>	<b>1,796,060</b>	<b>3,860</b>
<b>Common shares</b>	<b>6,404,993,473</b>	<b>26,729,217</b>	<b>3,279,714,544</b>	<b>326,678,738</b>	<b>25.34%</b>	<b>100.00%</b>	<b>1,796,054</b>	<b>3,857</b>
1 KOMPAS MTS	2,310,745,338	9,643,486	2,201,412,000	31,267,170	9.14%	36.08%	1,542,903	117
2 KRKA	1,668,917,007	6,964,466	648,957,500	38,547,069	6.60%	26.06%	21,621	868
3 GORENJE	441,382,949	1,841,936	156,563,600	13,386,662	1.75%	6.89%	76,111	366
4 MERCATOR	434,472,380	1,813,108	0	68,203,406	1.72%	6.78%	11,679	503
5 PIVOVARNA LAŠKO	352,181,334	1,469,705	106,151,184	17,716,942	1.39%	5.50%	48,192	234
6 PETROL	321,117,929	1,340,058	63,430,260	11,719,685	1.27%	5.01%	4,717	470
7 LUKA KOPER	157,883,230	658,853	0	39,371,498	0.62%	2.46%	20,609	180
8 INTEREUROPA	154,691,043	645,586	103,200,000	7,764,280	0.61%	2.42%	24,025	108
9 SALUS, LJUBLJANA	96,061,644	400,879	0	63,263,500	0.38%	1.50%	752	48
10 SAVA	90,076,578	375,904	0	5,886,172	0.36%	1.41%	2,077	188
11 DELO	87,314,695	364,396	0	0	0.35%	1.36%	2,919	32
12 MERKUR	69,524,315	290,135	0	1,760,200	0.28%	1.09%	1,779	94
13 ISTRABENZ	48,561,472	202,654	0	6,394,598	0.19%	0.76%	5,481	171
14 RADENSKA	42,801,531	178,629	0	7,259,063	0.17%	0.67%	21,273	130
15 AERODROM LJUBLJANA	41,364,417	172,613	0	948,942	0.16%	0.65%	3,536	104
16 ŽITO	36,559,666	152,570	0	3,234,544	0.14%	0.57%	1,147	102
17 TERME ČATEŽ	23,308,650	97,270	0	600,940	0.09%	0.36%	627	29
18 ETOL	14,633,863	61,070	0	6,022,474	0.06%	0.23%	279	32
19 PIVOVARNA UNION	4,492,009	18,745	0	965,400	0.02%	0.07%	109	24
20 EMONA OBALA	3,348,925	13,974	0	17,893	0.01%	0.05%	3,780	24
21 COMET	3,156,155	13,172	0	1,083,600	0.01%	0.05%	1,227	16
22 MLINOTEST	1,736,800	7,248	0	1,248,000	0.01%	0.03%	1,087	10
23 DELO PRODAJA	631,703	2,636	0	11,900	0.00%	0.01%	114	5
24 NIKA	25,040	104	0	0	0.00%	0.00%	8	1
25 GEODETSKI ZAVOD SLOVENIJE	4,800	20	0	4,800	0.00%	0.00%	2	1
26 DROGA	0	0	0	0	0.00%	0.00%	0	0
27 KOLINSKA	0	0	0	0	0.00%	0.00%	0	0
<b>Preferred shares</b>	<b>40,708</b>	<b>170</b>	<b>0</b>	<b>6,210</b>	<b>0.00%</b>	<b>0.00%</b>	<b>6</b>	<b>3</b>
1 PROBANKA	40,708	170	0	6,210	0.00%	0.00%	6	3



## 2. Bonds

Issue	Total (in SIT)	Total (in EUR)	Block trades (in SIT)	Cross trades (in SIT)	Share in total turnover on official market	Share in turnover of bonds	Volume in pieces	Number of bargains
<b>Total bonds</b>	<b>18,866,944,874</b>	<b>78,733,293</b>	<b>18,106,646,378</b>	<b>338,837,658</b>	<b>74.66%</b>	<b>100.00%</b>	<b>1,916,052</b>	<b>631</b>
1 REPUBLIKA SLOVENIJA 59 <sup>th</sup> issue	5,735,312,295	23,931,526	5,605,705,900	119,810,000	22.69%	30.40%	574,236	21
2 REPUBLIKA SLOVENIJA 59 <sup>th</sup> issue	2,848,294,480	11,886,669	2,737,957,454	0	11.27%	15.10%	288,141	20
3 REPUBLIKA SLOVENIJA 52 <sup>nd</sup> issue	2,767,138,000	11,547,819	2,758,150,000	8,988,000	10.95%	14.67%	258,840	7
4 REPUBLIKA SLOVENIJA 60 <sup>th</sup> issue	2,251,950,500	9,398,272	2,243,174,000	7,932,000	8.91%	11.94%	227,685	9
5 REPUBLIKA SLOVENIJA 54 <sup>th</sup> issue	1,075,544,000	4,488,467	1,066,360,000	9,184,000	4.26%	5.70%	95,820	6
6 REPUBLIKA SLOVENIJA 55 <sup>th</sup> issue	1,024,472,405	4,275,570	1,021,100,000	490,560	4.05%	5.43%	100,330	13
7 REPUBLIKA SLOVENIJA 57 <sup>th</sup> issue	879,622,320	3,671,054	875,147,500	1,902,820	3.48%	4.66%	82,418	8
8 REPUBLIKA SLOVENIJA 56 <sup>th</sup> issue	527,404,800	2,200,923	520,400,000	7,004,800	2.09%	2.80%	50,677	3
9 REPUBLIKA SLOVENIJA 50 <sup>th</sup> issue	519,336,539	2,167,200	519,336,539	0	2.05%	2.75%	21,000	1
10 REPUBLIKA SLOVENIJA 26 <sup>th</sup> issue	361,462,998	1,508,331	250,117,487	96,550,493	1.43%	1.92%	14,174	17
11 REPUBLIKA SLOVENIJA 38 <sup>th</sup> issue	190,745,762	795,982	109,521,646	24,033,183	0.75%	1.01%	6,966	16
12 REPUBLIKA SLOVENIJA 53 <sup>rd</sup> issue	182,211,917	760,424	136,264,086	17,169,793	0.72%	0.97%	7,026	19
13 REPUBLIKA SLOVENIJA 18 <sup>th</sup> issue	173,447,871	723,906	164,245,834	621,101	0.69%	0.92%	6,644	7
14 REPUBLIKA SLOVENIJA 39 <sup>th</sup> issue	135,189,778	564,171	0	12,371,752	0.53%	0.72%	171,319	412
15 BANKA CELJE 7 <sup>th</sup> issue	69,112,682	288,400	69,112,682	0	0.27%	0.37%	2,800	2
16 NOVA KBM 5 <sup>th</sup> issue	34,787,250	145,180	30,053,250	0	0.14%	0.18%	330	2
17 REPUBLIKA SLOVENIJA 21 <sup>st</sup> issue	30,835,187	128,682	0	424,873	0.12%	0.16%	3,660	10
18 REPUBLIKA SLOVENIJA 48 <sup>th</sup> issue	12,782,644	53,345	0	12,782,644	0.05%	0.07%	508	2
19 REPUBLIKA SLOVENIJA 43 <sup>rd</sup> issue	11,216,800	46,813	0	0	0.04%	0.06%	1,120	1
20 REPUBLIKA SLOVENIJA 29 <sup>th</sup> issue	5,243,025	21,881	0	1,248,081	0.02%	0.03%	206	9
21 BTC 2 <sup>nd</sup> issue	4,337,168	18,100	0	0	0.02%	0.02%	768	6
22 ABANKA VIPA 7 <sup>th</sup> issue	2,686,378	11,211	0	2,686,378	0.01%	0.01%	108	2
23 REPUBLIKA SLOVENIJA 44 <sup>th</sup> issue	2,682,060	11,194	0	0	0.01%	0.01%	242	2
24 REPUBLIKA SLOVENIJA 27 <sup>th</sup> issue	2,591,700	10,816	0	1,448,400	0.01%	0.01%	244	4
25 NLB 10 <sup>th</sup> issue	2,215,500	9,247	0	2,215,500	0.01%	0.01%	21	2
26 REPUBLIKA SLOVENIJA 49 <sup>th</sup> issue	2,198,960	9,177	0	1,912,149	0.01%	0.01%	23	2
27 BANKA VIPA 7 <sup>th</sup> issue	1,863,760	7,778	0	0	0.01%	0.01%	50	1
28 STANOVANJSKI SKLAD RS 1 <sup>st</sup> issue	1,687,608	7,043	0	1,687,608	0.01%	0.01%	281	1
29 ABANKA 6 <sup>th</sup> issue	1,467,984	6,126	0	1,467,984	0.01%	0.01%	60	3
30 REPUBLIKA SLOVENIJA 32 <sup>nd</sup> issue	1,442,764	6,020	0	1,442,764	0.01%	0.01%	56	1
31 BANKA VIPA 4 <sup>th</sup> issue	1,322,718	5,520	0	533,014	0.01%	0.01%	67	3
32 NLB 13 <sup>th</sup> issue	1,320,120	5,509	0	1,320,120	0.01%	0.01%	12	2
33 HOTELI BERNARDIN	1,100,667	4,593	0	1,100,667	0.00%	0.01%	15	4
34 ABANKA 4 <sup>th</sup> issue	684,421	2,856	0	684,421	0.00%	0.00%	28	2
35 NLB 9 <sup>th</sup> issue	618,000	2,579	0	618,000	0.00%	0.00%	6	1
36 REPUBLIKA SLOVENIJA 41 <sup>st</sup> issue	501,500	2,093	0	501,500	0.00%	0.00%	50	1
37 REPUBLIKA SLOVENIJA 40 <sup>th</sup> issue	486,380	2,030	0	39,980	0.00%	0.00%	52	2
38 NFD INVESTICIJSKO SVETOVANJE	421,807	1,760	0	0	0.00%	0.00%	2	1
39 REPUBLIKA SLOVENIJA 25 <sup>th</sup> issue	312,000	1,302	0	312,000	0.00%	0.00%	30	1
40 ABANKA 3 <sup>rd</sup> issue	311,481	1,300	0	311,481	0.00%	0.00%	13	1
41 BANKA VIPA 6 <sup>th</sup> issue	274,985	1,148	0	0	0.00%	0.00%	10	1
42 REPUBLIKA SLOVENIJA 23 <sup>rd</sup> issue	264,068	1,102	0	0	0.00%	0.00%	10	2
43 REPUBLIKA SLOVENIJA 51 <sup>st</sup> issue	41,592	174	0	41,592	0.00%	0.00%	4	1
44 ABANKA 5 <sup>th</sup> issue	0	0	0	0	0.00%	0.00%	0	0
45 BANKA CELJE 4 <sup>th</sup> issue	0	0	0	0	0.00%	0.00%	0	0
46 BANKA CELJE 5 <sup>th</sup> issue	0	0	0	0	0.00%	0.00%	0	0
47 BANKA CELJE 6 <sup>th</sup> issue, A series	0	0	0	0	0.00%	0.00%	0	0
48 BANKA CELJE 8 <sup>th</sup> issue	0	0	0	0	0.00%	0.00%	0	0
49 BANKA VIPA 3 <sup>rd</sup> issue	0	0	0	0	0.00%	0.00%	0	0
50 BANKA VIPA 5 <sup>th</sup> issue	0	0	0	0	0.00%	0.00%	0	0
51 BTC HIPOTEKARNE	0	0	0	0	0.00%	0.00%	0	0
52 DEŽELNA BANKA SLOVENIJE 3 <sup>rd</sup> issue	0	0	0	0	0.00%	0.00%	0	0
53 NLB 11 <sup>th</sup> issue	0	0	0	0	0.00%	0.00%	0	0
54 NLB 12 <sup>th</sup> issue	0	0	0	0	0.00%	0.00%	0	0
55 NLB 3 <sup>rd</sup> issue	0	0	0	0	0.00%	0.00%	0	0
56 NOVA KBM 2 <sup>nd</sup> issue	0	0	0	0	0.00%	0.00%	0	0
57 NOVA KBM 3 <sup>rd</sup> issue, A series	0	0	0	0	0.00%	0.00%	0	0
58 NOVA KBM 3 <sup>rd</sup> issue, B series	0	0	0	0	0.00%	0.00%	0	0
59 NOVA KBM 6 <sup>th</sup> issue	0	0	0	0	0.00%	0.00%	0	0
60 REPUBLIKA SLOVENIJA 10 <sup>th</sup> issue	0	0	0	0	0.00%	0.00%	0	0
61 REPUBLIKA SLOVENIJA 22 <sup>nd</sup> issue	0	0	0	0	0.00%	0.00%	0	0
62 REPUBLIKA SLOVENIJA 31 <sup>st</sup> issue	0	0	0	0	0.00%	0.00%	0	0
63 REPUBLIKA SLOVENIJA 33 <sup>rd</sup> issue	0	0	0	0	0.00%	0.00%	0	0
64 REPUBLIKA SLOVENIJA 42 <sup>nd</sup> issue	0	0	0	0	0.00%	0.00%	0	0
65 REPUBLIKA SLOVENIJA 45 <sup>th</sup> issue	0	0	0	0	0.00%	0.00%	0	0
66 SKB OBVEZNICE 4 <sup>th</sup> issue, A series	0	0	0	0	0.00%	0.00%	0	0
67 SKB OBVEZNICE 4 <sup>th</sup> issue, B series	0	0	0	0	0.00%	0.00%	0	0
68 STANOVANJSKI SKLAD RS 2 <sup>nd</sup> issue	0	0	0	0	0.00%	0.00%	0	0
<b>Total official market</b>	<b>25,271,979,055</b>	<b>105,462,680</b>	<b>21,386,360,922</b>	<b>665,522,606</b>	<b>100.00%</b>	<b>-</b>	<b>3,712,112</b>	<b>4,491</b>

## C2) TURNOVER BY SECURITIES ON FREE MARKET IN MAY 2005

## 1. Shares (1)

Issue	Total (in SIT)	Total (in EUR)	Block trades (in SIT)	Cross trades (in SIT)	Share in total turnover on free market	Share in turnover of shares	Volume in pieces	Number of bargains
<b>Total shares</b>	<b>3,703,536,054</b>	<b>15,456,014</b>	<b>2,295,450,380</b>	<b>266,391,891</b>	<b>34.60%</b>	<b>100.00%</b>	<b>2,180,945</b>	<b>10,940</b>
<b>Total common shares</b>	<b>3,688,731,854</b>	<b>15,394,234</b>	<b>2,295,450,380</b>	<b>263,350,161</b>	<b>34.46%</b>	<b>99.60%</b>	<b>2,178,656</b>	<b>10,707</b>
1 SWATY	867,247,030	3,619,450	867,247,030	0	8.10%	23.42%	59,930	1
2 INFOND HOLDING	535,835,936	2,236,197	363,914,100	8,439,761	5.01%	14.47%	510,743	593
3 ZVON ENA HOLDING	351,696,301	1,467,704	261,766,000	25,110,485	3.29%	9.50%	175,927	408
4 KD GROUP	306,988,003	1,281,204	296,640,000	0	2.87%	8.29%	2,560	11
5 CETIS	190,326,000	794,349	189,540,000	448,000	1.78%	5.14%	4,239	5
6 ZLATA MONETA II	155,348,132	648,260	131,920,000	330,859	1.45%	4.19%	309,327	298
7 ISKRA AVTOELEKTRIKA	143,666,450	599,538	132,173,250	3,555,000	1.34%	3.88%	15,566	18
8 NFD HOLDING	138,973,020	579,954	0	37,467,188	1.30%	3.75%	165,722	1,049
9 KD HOLDING	137,295,260	572,970	0	12,899,810	1.28%	3.71%	11,738	696
10 POM-INVEST	122,399,876	510,824	0	93,315,444	1.14%	3.30%	129,670	1,539
11 VIPA HOLDING	89,600,160	373,891	52,250,000	0	0.84%	2.42%	95,598	248
12 HELIOS, DOMŽALE	66,168,388	276,136	0	1,089,995	0.62%	1.79%	305	62
13 INFOND HOLDING 1	43,985,156	183,562	0	1,967,413	0.41%	1.19%	65,614	434
14 AKTIVA NALOŽBE	32,877,168	137,200	0	5,293,302	0.31%	0.89%	34,605	279
15 AKTIVA INVEST	31,462,932	131,303	0	6,929,858	0.29%	0.85%	1,490	288
16 KS2 NALOŽBE	30,454,082	127,092	0	1,393,948	0.28%	0.82%	76,090	349
17 POM-NALOŽBE	27,925,631	116,543	0	490,139	0.26%	0.75%	65,923	536
18 LESNINA	25,731,402	107,384	0	4,200,001	0.24%	0.69%	92	27
19 ZVON DVA HOLDING	25,367,407	105,862	0	1,750,338	0.24%	0.68%	60,293	473
20 MAKSIMA HOLDING	23,446,766	97,848	0	1,009,067	0.22%	0.63%	28,533	445
21 TRIGLAV, FINANČNA DRUŽBA	23,104,650	96,418	0	2,990,000	0.22%	0.62%	20,091	380
22 LIP BLED	21,647,596	90,343	0	687,659	0.20%	0.58%	16,208	26
23 TRIGLAV NALOŽBE	16,463,880	68,705	0	2,050,480	0.15%	0.44%	43,326	382
24 ETRA 33	16,273,570	67,910	0	286,997	0.15%	0.44%	174	30
25 JUTEKS	15,982,580	66,696	0	493,598	0.15%	0.43%	578	45
26 UNIT-AS LJUBLJANA	15,677,250	65,430	0	0	0.15%	0.42%	3,255	27
27 ARKADA HOLDING	15,650,588	65,313	0	3,811,763	0.15%	0.42%	17,581	96
28 HRAM HOLDING	14,720,003	61,428	0	9,977,327	0.14%	0.40%	42,326	142
29 MAKSIMA INVEST	13,252,807	55,306	0	532,590	0.12%	0.36%	33,440	423
30 BELINKA	13,151,197	54,880	0	165,200	0.12%	0.36%	2,201	19
31 LIV POSTOJNA	12,102,930	50,505	0	0	0.11%	0.33%	712	14
32 CINKARNA CELJE	11,620,000	48,494	0	5,318,500	0.11%	0.31%	416	39
33 TOSAMA	9,961,404	41,570	0	1,722,537	0.09%	0.27%	892	46
34 TRDNJAVA HOLDING	8,319,721	34,718	0	7,031,104	0.08%	0.22%	28,357	107
35 ŽITO INTES	7,335,206	30,614	0	0	0.07%	0.20%	17,761	12
36 JATA EMONA	7,287,561	30,415	0	697,830	0.07%	0.20%	7,476	20
37 JADRAN	6,524,590	27,227	0	0	0.06%	0.18%	1,431	7
38 VELANA	6,421,303	26,798	0	1,801,015	0.06%	0.17%	10,525	29
39 DANA	6,318,830	26,372	0	1,965,800	0.06%	0.17%	3,209	44
40 VIZIJA HOLDING	6,208,300	25,908	0	0	0.06%	0.17%	8,869	70
41 MITOL SEŽANA	5,789,300	24,161	0	0	0.05%	0.16%	1,295	7
42 MEDALJON	5,779,767	24,120	0	154,350	0.05%	0.16%	2,337	26
43 MIP	5,525,735	23,060	0	2,475,000	0.05%	0.15%	2,616	25
44 MERCATA	5,503,135	22,965	0	214,699	0.05%	0.15%	14,177	111
45 SLOVENIJALES	5,077,537	21,190	0	919,504	0.05%	0.14%	414	20
46 VIZIJA HOLDING ENA	5,049,701	21,073	0	0	0.05%	0.14%	8,416	71
47 MODRA LINIJA HOLDING	5,002,806	20,878	0	1,806,669	0.05%	0.14%	5,424	81
48 M1	4,680,217	19,531	0	255,740	0.04%	0.13%	12,285	123
49 GOZDNO GOSPODARSTVO BLED	4,518,600	18,858	0	2,200,000	0.04%	0.12%	2,225	9
50 MELAMIN	4,034,950	16,837	0	0	0.04%	0.11%	807	10
51 NIKO	3,295,967	13,754	0	2,271,967	0.03%	0.09%	103	6
52 FINIRA	3,112,573	12,989	0	127,060	0.03%	0.08%	9,679	102
53 GORENJSKI TISK	2,786,306	11,627	0	148,955	0.03%	0.08%	977	14
54 FOND INVEST	2,598,218	10,843	0	1,443,248	0.02%	0.07%	2,482	107
55 KEMA PUCONCI	2,520,000	10,515	0	1,110,000	0.02%	0.07%	504	13
56 HOTELI PALACE	2,496,066	10,417	0	11,000	0.02%	0.07%	1,788	23
57 AKTIVA AVANT	2,413,203	10,071	0	471,125	0.02%	0.07%	6,298	59
58 SATURNUS EMBALAŽA	2,349,049	9,802	0	0	0.02%	0.06%	63	8
59 CERTIUS INVEST	2,097,750	8,754	0	256,800	0.02%	0.06%	5,236	25
60 IMP KLIMAT	2,070,223	8,639	0	0	0.02%	0.06%	941	5
61 KRONA HOLDING	1,725,788	7,201	0	343,002	0.02%	0.05%	3,824	22
62 MARINA PORTOROŽ	1,722,303	7,187	0	93,000	0.02%	0.05%	189	6
63 DZS	1,446,150	6,035	0	0	0.01%	0.04%	243	2
64 SIJAJ HRASTNIK	1,347,170	5,622	0	0	0.01%	0.04%	601	8
65 AVTOPREVOZNIŠTVO IN SERVISI	1,246,212	5,200	0	926,937	0.01%	0.03%	12,588	4
66 TRDNJAVA I HOLDING	1,213,340	5,064	0	461,590	0.01%	0.03%	3,914	10
67 NAMA	1,111,680	4,639	0	524,400	0.01%	0.03%	540	6
68 PLAMA - PUR	991,516	4,138	0	0	0.01%	0.03%	342	2
69 KOŠAKI TMI	810,000	3,380	0	810,000	0.01%	0.02%	54	1
70 ŽELEZARNA RAVNE - MONTER DRAVOGRAD	723,350	3,018	0	140,000	0.01%	0.02%	547	7

## 1. Shares (2)

	Issue	Total (in SIT)	Total (in EUR)	Block trades (in SIT)	Cross trades (in SIT)	Share in total turnover on free market	Share in turnover of shares	Volume in pieces	Number of bargains
71	GRAND HOTEL UNION	593,703	2,478	0	341,643	0.01%	0.02%	219	5
72	UNITAS, LJUBLJANA	483,680	2,019	0	0	0.00%	0.01%	232	6
73	ALPETOUR POTOVALNA AGENCIJA	412,576	1,722	0	337,556	0.00%	0.01%	171	3
74	COLOR	400,386	1,671	0	0	0.00%	0.01%	160	9
75	INLES	337,319	1,408	0	117,250	0.00%	0.01%	536	6
76	IMP ČRPALKE LJUBLJANA	332,287	1,387	0	78,869	0.00%	0.01%	319	10
77	LESNINA EMMI	297,613	1,242	0	20,549	0.00%	0.01%	507	3
78	INTERTRADE ITS	278,800	1,164	0	0	0.00%	0.01%	250	2
79	ELMO	267,150	1,115	0	0	0.00%	0.01%	411	2
80	KOMPAS HOTELI	252,022	1,052	0	0	0.00%	0.01%	56	3
81	LIZ INŽENIRING	241,029	1,006	0	66,240	0.00%	0.01%	226	5
82	KLASJE CELJE	193,900	809	0	0	0.00%	0.01%	554	4
83	FRUCTAL	167,516	699	0	0	0.00%	0.00%	129	5
84	JAVOR PIVKA	141,140	589	0	0	0.00%	0.00%	309	2
85	GORIŠKE OPEKARNE	136,000	568	0	0	0.00%	0.00%	80	1
86	AGROKOMBINAT MARIBOR	131,400	548	0	0	0.00%	0.00%	219	2
87	CAPITA	103,950	434	0	0	0.00%	0.00%	189	1
88	ZDRAVILIŠČE ROGAŠKA	36,125	151	0	0	0.00%	0.00%	345	5
89	TOVARNA SLADKORJA ORMOŽ	32,000	134	0	0	0.00%	0.00%	4	1
90	MK TISKARNA	30,800	129	0	0	0.00%	0.00%	14	1
91	EGOLES	4,800	20	0	0	0.00%	0.00%	24	1
92	CREINA	0	0	0	0	0.00%	0.00%	0	0
93	GRADIS, GP LJUBLJANA	0	0	0	0	0.00%	0.00%	0	0
94	RTC KRVAVEC	0	0	0	0	0.00%	0.00%	0	0
95	TERME DOBRNA	0	0	0	0	0.00%	0.00%	0	0
96	MEDVEŠEK PUŠNIK	0	0	0	0	0.00%	0.00%	0	0
97	D HOLDING	0	0	0	0	0.00%	0.00%	0	0
98	SVILANIT KAMNIK	0	0	0	0	0.00%	0.00%	0	0
99	TEKSTINA	0	0	0	0	0.00%	0.00%	0	0
100	METALKA TRGOVINA	0	0	0	0	0.00%	0.00%	0	0
101	INTERTRADE ITA	0	0	0	0	0.00%	0.00%	0	0
102	HIDROTEHNIK	0	0	0	0	0.00%	0.00%	0	0
103	INTEGRAL JESENICE	0	0	0	0	0.00%	0.00%	0	0
104	UPIMO GROUP	0	0	0	0	0.00%	0.00%	0	0
105	JELEN GOSTINSKO PODJETJE	0	0	0	0	0.00%	0.00%	0	0
106	INTARA	0	0	0	0	0.00%	0.00%	0	0
107	CAP NALOŽBE	0	0	0	0	0.00%	0.00%	0	0
108	GEA	0	0	0	0	0.00%	0.00%	0	0
109	L EGOLES	0	0	0	0	0.00%	0.00%	0	0
110	GEA COLLEGE	0	0	0	0	0.00%	0.00%	0	0
	<b>Preferred shares</b>	<b>14,804,200</b>	<b>61,780</b>	<b>0</b>	<b>3,041,730</b>	<b>0.14%</b>	<b>0.40%</b>	<b>2,289</b>	<b>233</b>
1	KD HOLDING	14,789,500	61,719	0	3,041,730	0.14%	0.40%	2,240	232
2	ZDRAVILIŠČE ROGAŠKA	14,700	61	0	0	0.00%	0.00%	49	1

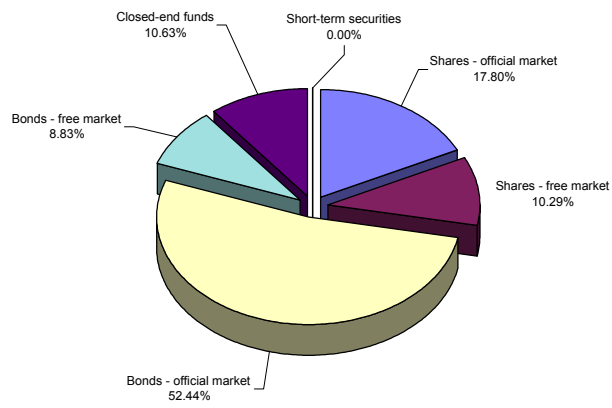
## 2. Bonds

Issue	Total (in SIT)	Total (in EUR )	Block trades (in SIT)	Cross trades (in SIT)	Share in total turnover on free market	Share in turnover of bonds	Volume in pieces	Number of bargains
<b>Total bonds</b>	<b>3,175,485,219</b>	<b>13,251,581</b>	<b>2,158,370,409</b>	<b>170,825,488</b>	<b>29.67%</b>	<b>100.00%</b>	<b>160,130</b>	<b>405</b>
1 SLOV. ODŠKODNINSKA DRUŽBA 2 <sup>nd</sup> issue	1,530,688,183	6,387,793	590,091,652	131,809,481	14.30%	48.20%	116,942	368
2 NLB 15 <sup>th</sup> issue	701,159,500	2,925,691	700,106,000	0	6.55%	22.08%	6,665	5
3 KD INVESTMENTS 1 <sup>st</sup> issue	266,211,340	1,111,024	266,211,340	0	2.49%	8.38%	20,750	4
4 PROBANKA 7 <sup>th</sup> issue	240,909,043	1,005,302	240,836,793	72,250	2.25%	7.59%	10,003	3
5 FACTOR BANKA 9 <sup>th</sup> issue	205,321,468	856,934	203,567,010	501,234	1.92%	6.47%	819	7
6 DARS 1 <sup>st</sup> issue	105,761,000	441,372	77,700,000	6,061,000	0.99%	3.33%	955	3
7 POSLOVNI SISTEM MERCATOR	94,865,848	395,905	79,857,614	6,725,817	0.89%	2.99%	3,812	5
8 FACTOR BANKA 10 <sup>th</sup> issue	20,000,000	83,457	0	20,000,000	0.19%	0.63%	20	1
9 POŠTNA BANKA SLOVENIJE 5 <sup>th</sup> issue	4,417,137	18,432	0	0	0.04%	0.14%	18	1
10 STANOVANJSKI SKLAD 3 <sup>rd</sup> issue	2,993,114	12,491	0	2,993,114	0.03%	0.09%	34	2
11 PROBANKA 6 <sup>th</sup> issue	2,662,592	11,110	0	2,662,592	0.02%	0.08%	110	5
12 ABANKA VIPA 10 <sup>th</sup> issue	495,994	2,070	0	0	0.00%	0.02%	2	1
13 ABANKA VIPA 8 <sup>th</sup> issue	0	0	0	0	0.00%	0.00%	0	0
14 ABANKA VIPA 9 <sup>th</sup> issue	0	0	0	0	0.00%	0.00%	0	0
15 AUTOCOMMERCE 1 <sup>st</sup> issue	0	0	0	0	0.00%	0.00%	0	0
16 BANKA KOPER 4 <sup>th</sup> issue	0	0	0	0	0.00%	0.00%	0	0
17 BANKA ZASAVJE 3 <sup>rd</sup> issue	0	0	0	0	0.00%	0.00%	0	0
18 DEŽELNA BANKA SLOVENIJE 4 <sup>th</sup> issue	0	0	0	0	0.00%	0.00%	0	0
19 FACTOR BANKA 6 <sup>th</sup> issue	0	0	0	0	0.00%	0.00%	0	0
20 FACTOR BANKA 8 <sup>th</sup> issue	0	0	0	0	0.00%	0.00%	0	0
21 FMR 1 <sup>st</sup> issue	0	0	0	0	0.00%	0.00%	0	0
22 NLB 14 <sup>th</sup> issue	0	0	0	0	0.00%	0.00%	0	0
23 NLB 7 <sup>th</sup> issue	0	0	0	0	0.00%	0.00%	0	0
24 NLB 8 <sup>th</sup> issue	0	0	0	0	0.00%	0.00%	0	0
25 POŠTNA BANKA SLOVENIJE 2 <sup>nd</sup> issue	0	0	0	0	0.00%	0.00%	0	0
26 POŠTNA BANKA SLOVENIJE 3 <sup>rd</sup> issue	0	0	0	0	0.00%	0.00%	0	0
27 POTEZA NALOŽBE	0	0	0	0	0.00%	0.00%	0	0
28 PROBANKA 4 <sup>th</sup> issue	0	0	0	0	0.00%	0.00%	0	0
29 PROBANKA 5 <sup>th</sup> issue	0	0	0	0	0.00%	0.00%	0	0
30 SIP STROJNA INDUSTRIJA 1 <sup>st</sup> issue, B series	0	0	0	0	0.00%	0.00%	0	0
31 ZAVAROVALNICA TRIGLAV 1 <sup>st</sup> issue	0	0	0	0	0.00%	0.00%	0	0
<b>Total free market (shares and bonds)</b>	<b>6,879,021,273</b>	<b>28,707,595</b>	<b>4,453,820,789</b>	<b>437,217,379</b>	<b>64.27%</b>	<b>-</b>	<b>2,341,075</b>	<b>11,345</b>

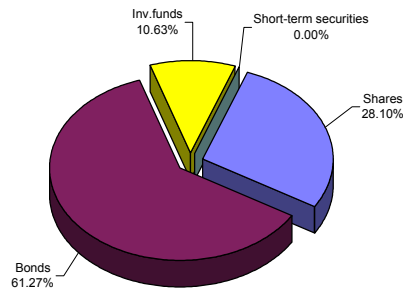
### 3. Investment funds

Issue	Total (in SIT)	Total EUR	(in Block trades (in SIT)	Cross trades (in SIT)	Share in total turnover on free market	Share in turnover of closed-end funds	Volume in pieces	Number of bargains
<b>Total closed-end funds</b>	<b>3,824,034,060</b>	<b>15,958,896</b>	<b>2,118,535,920</b>	<b>300,681,341</b>	<b>35.73%</b>	<b>100.00%</b>	<b>7,633,625</b>	<b>5,495</b>
1 TRIGLAV STEBER I, delniška ID	1,427,164,297	5,956,051	1,106,210,720	36,463,865	13.33%	37.32%	381,195	732
2 NFD 1 DELNIŠKI INVESTICIJSKI SKLAD	1,076,470,631	4,492,634	715,692,500	78,020,939	10.06%	28.15%	3,381,161	777
3 KD ID	282,505,192	1,178,928	0	35,875,766	2.64%	7.39%	1,212,691	904
4 INFOND ID	274,223,366	1,144,351	39,900,000	31,910,996	2.56%	7.17%	97,704	676
5 MAKSIMA ID	191,537,867	799,351	84,875,000	14,274,119	1.79%	5.01%	78,122	525
6 KRONA SENIOR	180,942,997	755,078	104,180,000	12,838,647	1.69%	4.73%	1,140,792	213
7 ZLATA MONETA I, ID	165,021,007	688,657	0	44,487,309	1.54%	4.32%	1,132,850	400
8 VIPA INVEST	109,237,255	455,882	67,677,700	20,117,567	1.02%	2.86%	51,279	273
9 ZVON ENA ID	62,173,122	259,448	0	12,138,045	0.58%	1.63%	20,076	428
10 MODRA LINIJA	28,468,260	118,803	0	12,067,318	0.27%	0.74%	115,369	90
11 INFOND ID 1	26,290,066	109,713	0	2,486,770	0.25%	0.69%	22,386	477
<b>Short-term securities</b>	<b>0</b>	<b>0</b>	<b>0</b>	<b>0</b>	<b>0.00%</b>	<b>-</b>	<b>0</b>	<b>0</b>
<b>Total free market</b>	<b>10,703,055,333</b>	<b>44,666,491</b>	<b>6,572,356,709</b>	<b>737,898,720</b>	<b>100.00%</b>	<b>-</b>	<b>9,974,700</b>	<b>16,840</b>
<b>Total turnover in May 2005</b>	<b>35,975,034,388</b>	<b>150,129,171</b>	<b>27,958,717,631</b>	<b>1,403,421,326</b>	<b>-</b>	<b>-</b>	<b>13,686,812</b>	<b>21,331</b>

Structure of turnover by securities in May 2005



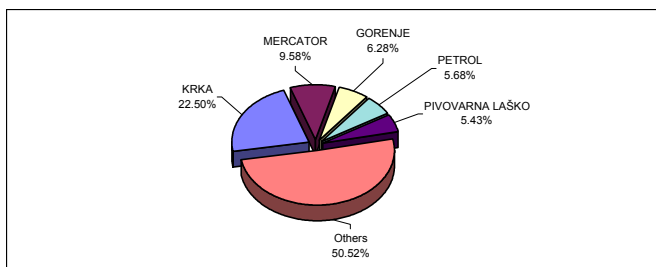
Structure of turnover by securities - all markets - May 2005



### C3) MOST TRADED SECURITIES IN MAY 2005

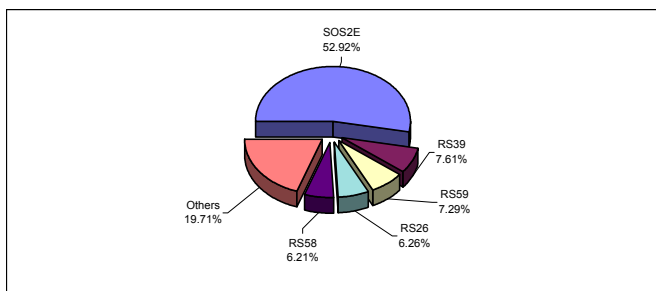
#### MOST TRADED SHARES

Issuer	Turnover (in SITm) - book trades only	Market capitalisation as of 31 May 2005 (in SITm)	Number of bargains - order book trades only
KRKA	1,020	275,313	864
MERCATOR	434	116,577	503
GORENJE	285	70,538	363
PETROL	258	136,390	469
PIVOVARNA LAŠKO	246	63,399	231
Others	2,290	886,061	12,342
<b>Total</b>	<b>4,533</b>	<b>1,548,278</b>	<b>14,772</b>



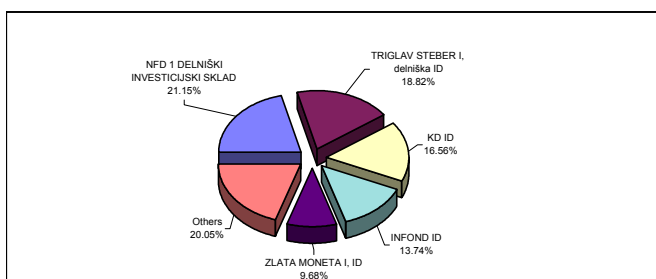
#### MOST TRADED BONDS

Issuer	Turnover (in SITm) - book trades only	Market capitalisation as of 31 May 2005 (in SITm)	Number of bargains - order book trades only
SLOVENSKA ODŠKODNINSKA DRUŽBA 2 <sup>nd</sup> issue	941	181,261	361
REPUBLIKA SLOVENIJA 39 <sup>th</sup> issue	135	23,640	412
REPUBLIKA SLOVENIJA 59 <sup>th</sup> issue	130	116,891	10
REPUBLIKA SLOVENIJA 26 <sup>th</sup> issue	111	12,723	14
REPUBLIKA SLOVENIJA 58 <sup>th</sup> issue	110	74,311	10
Others	350	896,637	150
<b>Total</b>	<b>1,777</b>	<b>1,305,463</b>	<b>957</b>



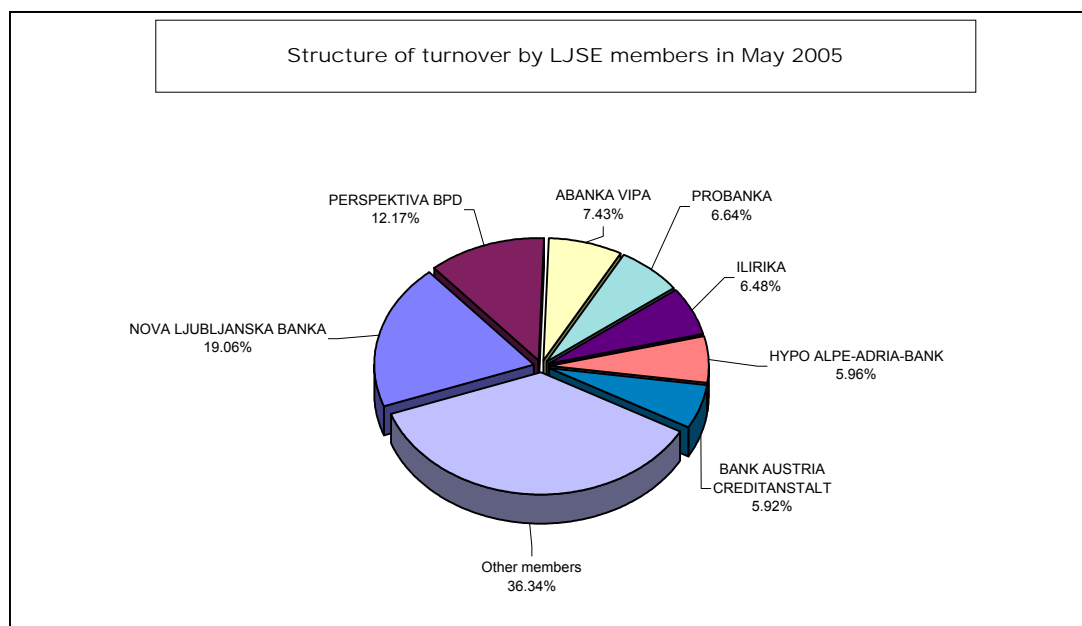
#### MOST TRADED INVESTMENT FUNDS

INVESTMENT FUNDS	Turnover (in SITm) - book trades only	Market capitalisation as of 31 May 2005 (in SITm)	Number of bargains - order book trades only
NFD 1 DELNIŠKI INVESTICIJSKI SKLAD	361	51,044	774
TRIGLAV STEBER I, delniška ID	321	54,381	721
KD ID	283	21,438	904
INFOND ID	234	20,789	675
ZLATA MONETA I, ID	165	19,429	400
Others	342	56,966	2,001
<b>Total</b>	<b>1,705</b>	<b>224,048</b>	<b>5,475</b>



#### C4) TURNOVER BY LJSE MEMBERS IN MAY 2005

Member	Official market (in SIT)	Free market (in SIT)	Total (in SIT)	Share in turnover
1 NOVA LJUBLJANSKA BANKA	11,274,603,672	2,441,835,520	13,716,439,192	19.06%
2 PERSPEKTIVA BPD	7,534,559,867	1,221,380,877	8,755,940,744	12.17%
3 ABANKA VIPA	2,500,498,765	2,845,085,887	5,345,584,652	7.43%
4 PROBANKA	1,452,332,745	3,322,938,788	4,775,271,533	6.64%
5 ILIRIKA	3,071,014,941	1,588,519,697	4,659,534,638	6.48%
6 HYPO ALPE-ADRIA-BANK	3,592,495,603	697,138,101	4,289,633,704	5.96%
7 BANK AUSTRIA CREDITANSTALT	4,085,334,934	172,369,571	4,257,704,505	5.92%
8 FACTOR BANKA	2,168,608,820	1,347,509,569	3,516,118,389	4.89%
9 RAIFFEISEN KREKOVA BANKA	2,689,632,698	396,584,438	3,086,217,136	4.29%
10 BANKA KOPER	2,798,045,425	104,784,541	2,902,829,966	4.03%
11 SKB BANKA	2,762,571,822	35,610,573	2,798,182,395	3.89%
12 MEDVEŠEK PUŠNIK	2,252,573,219	235,335,515	2,487,908,734	3.46%
13 POTEZA	643,166,414	1,418,601,432	2,061,767,846	2.87%
14 MARIBORSKA BPH	1,233,176,880	801,437,686	2,034,614,566	2.83%
15 DEŽELNA BANKA SLOVENIJE	170,206,300	855,089,341	1,025,295,641	1.43%
16 ARGONOS BPH	386,911,944	558,135,313	945,047,257	1.31%
17 GBD GORENJSKA BORZNO POSREDNIŠKA DRUŽBA	317,790,593	586,499,320	904,289,913	1.26%
18 PFCI	411,506,655	463,217,865	874,724,520	1.22%
19 CERTIUS BPH	125,974,817	604,027,221	730,002,038	1.01%
20 KD BPD	274,382,652	413,033,062	687,415,714	0.96%
21 GORENJSKA BANKA	18,040,573	629,492,164	647,532,737	0.90%
22 CELJSKA BORZNO-POSREDNIŠKA HIŠA	393,487,717	189,024,888	582,512,605	0.81%
23 PUBLIKUM	151,659,977	127,023,093	278,683,070	0.39%
24 VERITAS BH	73,041,591	94,610,971	167,652,562	0.23%
25 PM&A BPD	81,523,930	84,607,977	166,131,907	0.23%
26 MOJA DELNICA BPH	49,420,698	107,609,290	157,029,988	0.22%
27 B P H	31,394,854	64,607,958	96,002,812	0.13%
<b>TOTAL</b>	<b>50,543,958,106</b>	<b>21,406,110,658</b>	<b>71,950,068,764</b>	<b>100.00%</b>





## C5) TURNOVER IN YEARS 2004 AND 2005

### MONTHLY TURNOVER ON OFFICIAL MARKET

Year 2004	Number of trading days	Turnover (in SIT)		average	Number of bargains	
		per month	average per day	per bargain	per month	average per day
Month						
May	21	28,584,317,153	1,361,157,960	3,129,784	9,133	435
June	21	17,620,895,972	839,090,284	2,938,775	5,996	286
July	22	13,772,617,008	626,028,046	1,961,632	7,021	319
August	22	16,338,945,849	742,679,357	2,221,777	7,354	334
September	22	23,041,257,690	1,047,329,895	2,160,253	10,666	485
October	21	15,209,301,247	724,252,440	2,241,276	6,786	323
November	21	21,583,565,659	1,027,788,841	2,815,125	7,667	365
December	22	26,286,870,885	1,194,857,767	2,378,257	11,053	502
<b>TOTAL</b>	<b>255</b>	<b>256,666,278,605</b>			<b>106,587</b>	
<b>AVERAGE 2004</b>	<b>21</b>	<b>21,388,856,550</b>	<b>1,006,534,426</b>	<b>2,408,045</b>	<b>8,882</b>	<b>418</b>
<b>Year 2005</b>						
January	21	19,798,558,961	942,788,522	2,445,172	8,097	386
February	19	35,296,596,348	1,857,715,597	5,692,081	6,201	326
March	22	19,436,609,194	883,482,236	3,049,358	6,374	290
April	20	24,213,137,311	1,210,656,866	4,863,052	4,979	249
May	21	25,271,979,051	1,203,427,574	5,627,250	4,491	214
<b>TOTAL</b>	<b>103</b>	<b>124,016,880,865</b>			<b>30,142</b>	
<b>AVERAGE 2005</b>	<b>21</b>	<b>24,803,376,173</b>	<b>1,204,047,387</b>	<b>4,114,421</b>	<b>6,028</b>	<b>293</b>

### MONTHLY TURNOVER ON FREE MARKET \*

Year 2004	Number of trading days	Turnover (in SIT)		average	Number of bargains	
		per month	average per day	per bargain	per month	average per day
Month						
May	21	10,187,798,834	485,133,278	570,489	17,858	850
June	21	8,938,831,753	425,658,655	624,438	14,315	682
July	22	9,393,594,458	426,981,566	611,244	15,368	699
August	22	9,578,975,233	435,407,965	561,027	17,074	776
September	22	10,357,166,030	470,780,274	521,037	19,878	904
October	21	11,085,953,916	527,902,567	735,484	15,073	718
November	21	11,563,003,008	550,619,191	363,479	31,812	1,515
December	22	25,094,849,016	1,140,674,955	1,194,424	21,010	955
<b>TOTAL</b>	<b>255</b>	<b>139,985,652,788</b>			<b>246,481</b>	
<b>AVERAGE 2004</b>	<b>21</b>	<b>11,665,471,066</b>	<b>548,963,344</b>	<b>567,937</b>	<b>20,540</b>	<b>967</b>
<b>Year 2005</b>						
January	21	9,770,109,699	465,243,319	607,859	16,073	765
February	19	9,918,896,561	522,047,187	523,149	18,960	998
March	22	10,523,583,575	478,344,708	520,789	20,207	919
April	20	8,843,520,417	442,176,021	581,084	15,219	761
May	21	10,703,055,330	509,669,301	635,573	16,840	802
<b>TOTAL</b>	<b>103</b>	<b>49,759,165,581</b>			<b>87,299</b>	
<b>AVERAGE 2005</b>	<b>21</b>	<b>9,951,833,116</b>	<b>483,098,695</b>	<b>569,986</b>	<b>17,460</b>	<b>848</b>

\* Includes the turnover of shares, bonds, inv.funds and short-term securities.

MONTHLY TURNOVER ON ALL MARKETS

Year 2004	Number of trading days	Turnover (in SIT)		average	Number of bargains	
		per month	average per day	per bargain	per month	average per day
May	21	38,772,115,987	1,846,291,237	1,436,483	26,991	1,285
June	21	26,559,727,725	1,264,748,939	1,307,652	20,311	967
July	22	23,166,211,466	1,053,009,612	1,034,714	22,389	1,018
August	22	25,917,921,083	1,178,087,322	1,060,992	24,428	1,110
September	22	33,398,423,720	1,518,110,169	1,093,453	30,544	1,388
October	21	26,295,255,164	1,252,155,008	1,202,949	21,859	1,041
November	21	33,146,568,666	1,578,408,032	839,600	39,479	1,880
December	22	51,381,719,901	2,335,532,723	1,602,524	32,063	1,457
<b>TOTAL</b>	<b>255</b>	<b>396,651,931,393</b>			<b>353,068</b>	
<b>AVERAGE 2004</b>	<b>21</b>	<b>33,054,327,616</b>	<b>1,555,497,770</b>	<b>1,123,443</b>	<b>29,422</b>	<b>1,385</b>
<b>Year 2005</b>						
January	21	29,568,668,659	1,408,031,841	1,223,362	24,170	1,151
February	19	45,215,492,908	2,379,762,785	1,797,047	25,161	1,324
March	22	29,960,192,769	1,361,826,944	1,127,128	26,581	1,208
April	20	33,056,657,728	1,652,832,886	1,636,630	20,198	1,010
May	21	35,975,034,381	1,713,096,875	1,686,514	21,331	1,016
<b>TOTAL</b>	<b>103</b>	<b>173,776,046,446</b>			<b>117,441</b>	
<b>AVERAGE 2005</b>	<b>21</b>	<b>34,755,209,289</b>	<b>1,687,146,082</b>	<b>1,479,688</b>	<b>23,488</b>	<b>1,140</b>

TURNOVER BY SECURITIES ON ALL MARKETS OF LJUBLJANA STOCK EXCHANGE IN YEARS 1996 - 2005

Total turnover and number of bargains

Year	Number of trading days	Turnover (in SIT)		average	Number of bargains	
		per year	average per day	per bargain	per year	average per day
2005	103	173,776,046,446	1,687,146,082	1,479,688	117,441	1,140
2004	255	396,651,931,393	1,555,497,770	1,123,443	353,068	1,385
2003	249	340,236,695,283	1,366,412,431	995,420	341,802	1,373
2002	247	481,040,836,708	1,947,533,752	1,062,358	452,805	1,833
2001	247	348,643,571,200	1,411,512,434	1,088,977	320,157	1,296
2000	249	269,617,104,598	1,082,799,617	679,818	396,602	1,593
1999	254	265,671,058,734	1,045,949,050	594,292	447,038	1,760
1998	252	173,374,959,032	687,995,869	729,680	237,604	943
1997	249	108,296,251,892	434,924,706	771,594	140,354	564
1996	240	87,004,346,423	362,518,110	662,875	131,253	547

Average turnover and number of bargains

Year	Turnover (in SIT)			Number of bargains	
	per month	per day	per bargain	per month	per day
2005	34,755,209,289	1,687,146,082	1,479,688	23,488	1,140
2004	33,054,327,616	1,555,497,770	1,123,443	29,422	1,385
2003	28,353,057,940	1,366,412,431	995,420	28,484	1,373
2002	40,086,736,392	1,947,533,752	1,062,358	37,734	1,833
2001	29,053,630,933	1,411,512,434	1,088,977	26,680	1,296
2000	22,468,092,050	1,082,799,617	679,818	33,050	1,593
1999	22,139,254,895	1,045,949,050	594,292	37,253	1,760
1998	14,447,913,253	687,995,869	729,680	19,800	943
1997	9,024,687,658	434,924,706	771,594	11,696	564
1996	7,250,362,202	362,518,110	662,875	10,938	547

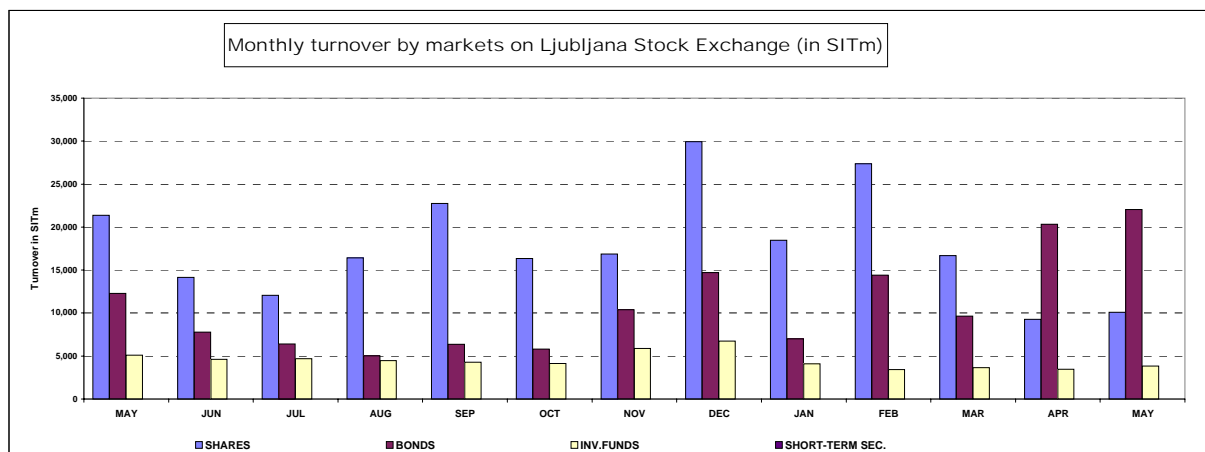
## STRUCTURE OF TURNOVER

MONTHLY TURNOVER BY MARKETS ON LJUBLJANA STOCK EXCHANGE (in SIT)

YEAR 2004	OFFICIAL MARKET		FREE MARKET		AUTHORISED CLOSED-END FUNDS	CLOSED-END FUNDS	SHORT-TERM SECURITIES	TOTAL
	SHARES	BONDS	SHARES	BONDS				
May	17,516,930,094	11,067,387,059	3,858,634,120	1,235,366,339	119,782,341	4,974,016,034	0	38,772,115,984
June	11,372,100,788	6,248,795,184	2,791,532,951	1,526,374,080	132,584,610	4,488,340,112	0	26,559,727,725
July	9,236,795,958	4,535,821,050	2,824,991,655	1,872,427,868	424,708,999	4,271,465,936	0	23,166,211,466
August	13,658,292,431	2,680,653,419	2,761,443,286	2,338,663,056	401,844,354	4,077,024,537	0	25,917,921,083
September	18,713,368,310	4,327,889,380	4,042,792,792	2,036,874,461	37,096,342	4,240,402,434	0	33,398,423,720
October	10,933,000,164	4,276,301,084	5,428,061,291	1,540,058,981	32,086,790	4,085,746,855	0	26,295,255,164
November	12,583,163,104	9,000,402,555	4,299,247,681	1,396,047,175		5,867,708,152	0	33,146,568,666
December	16,208,743,903	10,078,126,982	13,730,861,241	4,633,186,258		6,730,801,518	0	51,381,719,901
<b>TOTAL 2004</b>	<b>165,968,964,279</b>	<b>90,697,314,326</b>	<b>57,134,049,726</b>	<b>22,887,047,321</b>	<b>4,570,959,191</b>	<b>55,393,596,550</b>	<b>0</b>	<b>396,651,931,393</b>
<b>Year 2005</b>								
January	15,501,544,573	4,297,014,388	2,968,018,532	2,691,184,376		4,110,906,796	0	29,568,668,665
February	25,111,478,460	10,185,117,887	2,262,235,531	4,219,858,522		3,436,802,507	0	45,215,492,908
March	12,843,323,706	6,593,285,488	3,824,240,780	3,047,434,371		3,651,908,424	0	29,960,192,769
April	7,333,231,682	16,879,905,631	1,920,504,432	3,450,989,764		3,472,026,222	0	33,056,657,731
May	6,405,034,179	18,866,944,872	3,703,536,050	3,175,485,220		3,824,034,060	0	35,975,034,381
<b>Total 2005</b>	<b>67,194,612,601</b>	<b>56,822,268,266</b>	<b>14,678,535,325</b>	<b>16,584,952,253</b>	<b>0</b>	<b>18,495,678,009</b>	<b>0</b>	<b>173,776,046,454</b>

MONTHLY TURNOVER BY SECURITIES ON LJUBLJANA STOCK EXCHANGE (in SIT)

YEAR 2004	SHARES	BONDS	INVESTMENT FUNDS	SHORT-TERM SECURITIES	TOTAL
May	21,375,564,214	12,302,753,398	5,093,798,375	0	38,772,115,984
June	14,163,633,738	7,775,169,264	4,620,924,722	0	26,559,727,725
July	12,061,787,612	6,408,248,919	4,696,174,935	0	23,166,211,466
August	16,419,735,716	5,019,316,475	4,478,868,891	0	25,917,921,083
September	22,756,161,102	6,364,763,841	4,277,498,777	0	33,398,423,720
October	16,361,061,455	5,816,360,065	4,117,833,645	0	26,295,255,164
November	16,882,410,785	10,396,449,730	5,867,708,152	0	33,146,568,666
December	29,939,605,144	14,711,313,240	6,730,801,518	0	51,381,719,901
<b>TOTAL 2004</b>	<b>149,959,959,766</b>	<b>68,794,374,931</b>	<b>39,883,609,014</b>	<b>0</b>	<b>258,637,943,707</b>
<b>Year 2005</b>					
January	18,469,563,105	6,988,198,764	4,110,906,796	0	29,568,668,665 SIT
February	27,373,713,992	14,404,976,410	3,436,802,507	0	45,215,492,908 SIT
March	16,667,564,486	9,640,719,859	3,651,908,424	0	29,960,192,769 SIT
April	9,253,736,114	20,330,895,395	3,472,026,222	0	33,056,657,731 SIT
May	10,108,570,230	22,042,430,092	3,824,034,060	0	35,975,034,381 SIT
<b>Total 2005</b>	<b>81,873,147,926</b>	<b>73,407,220,519</b>	<b>18,495,678,009</b>	<b>0</b>	<b>173,776,046,454 SIT</b>



## D) MARKET CAPITALISATION

### MARKET CAPITALISATION - OFFICIAL MARKET (in SIT)

	31 May 2004	31 Dec 2004	30 Apr 2005	31 May 2005	Index 31 May 2005 / 30 Apr 2005	Index 31 May 2005 / 31 Dec 2004	Index 31 May 2005 / 31 May 2004	Share
<b>SHARES</b>	<b>1,105,290,476,667</b>	<b>1,232,947,810,739</b>	<b>1,175,177,108,947</b>	<b>1,102,119,931,991</b>	<b>94</b>	<b>89</b>	<b>100</b>	<b>51.85%</b>
Banks	2,480,000,000	2,560,000,000	2,744,000,000	2,459,687,850	90	96	99	0.22%
Companies	1,102,810,476,667	1,230,387,810,739	1,172,433,108,947	1,099,660,244,141	94	89	100	99.78%
<b>BONDS</b>	<b>784,482,005,133</b>	<b>891,837,016,901</b>	<b>991,697,747,336</b>	<b>1,023,325,859,934</b>	<b>103</b>	<b>115</b>	<b>130</b>	<b>48.15%</b>
State	664,205,353,182	757,866,753,249	869,940,781,028	906,567,588,651	104	120	136	88.59%
Banks	102,234,925,150	116,709,266,668	105,001,629,206	99,932,579,144	95	86	98	9.77%
Companies	18,041,726,801	17,260,996,984	16,755,337,103	16,825,692,139	100	97	93	1.64%
<b>TOTAL</b>	<b>1,889,772,481,800</b>	<b>2,124,784,827,640</b>	<b>2,166,874,856,283</b>	<b>2,125,445,791,925</b>	<b>98</b>	<b>100</b>	<b>112</b>	<b>100.00%</b>

### MARKET CAPITALISATION - FREE MARKET (in SIT)

	31 May 2004	31 Dec 2004	30 Apr 2005	31 May 2005	Index 31 May 2005 / 30 Apr 2005	Index 31 May 2005 / 31 Dec 2004	Index 31 May 2005 / 31 May 2004	Share
<b>SHARES</b>	<b>415,396,932,682</b>	<b>472,880,948,071</b>	<b>456,340,654,102</b>	<b>446,158,443,522</b>	<b>98</b>	<b>94</b>	<b>107</b>	<b>46.85%</b>
Companies	415,396,932,682	472,880,948,071	456,340,654,102	446,158,443,522	98	94	107	100.00%
<b>BONDS</b>	<b>167,579,246,796</b>	<b>214,735,283,245</b>	<b>278,486,932,422</b>	<b>282,137,005,640</b>	<b>101</b>	<b>131</b>	<b>168</b>	<b>29.63%</b>
State	136,490,752,289	150,803,342,977	185,892,743,202	183,022,814,225	98	121	134	64.87%
Banks	27,224,905,347	50,774,141,280	56,112,427,541	61,384,901,278	109	121	225	21.76%
Companies	3,863,589,159	5,965,514,987	28,666,109,935	29,915,585,210	104	501	774	10.60%
Insurance companies	-	7,192,284,000	7,815,651,744	7,813,704,927	100	-	-	2.77%
<b>CLOSED-END FUNDS</b>	<b>205,554,698,475</b>	<b>237,376,322,682</b>	<b>229,278,115,846</b>	<b>224,047,820,863</b>	<b>98</b>	<b>94</b>	<b>109</b>	<b>23.53%</b>
<b>AUTH. CLOSED-END FUNDS</b>	<b>13,575,408,432</b>	<b>-</b>	<b>-</b>	<b>-</b>	<b>-</b>	<b>-</b>	<b>-</b>	<b>-</b>
<b>TOTAL *</b>	<b>802,106,286,384</b>	<b>924,992,553,998</b>	<b>964,105,702,370</b>	<b>952,343,270,026</b>	<b>99</b>	<b>103</b>	<b>119</b>	<b>100.00%</b>

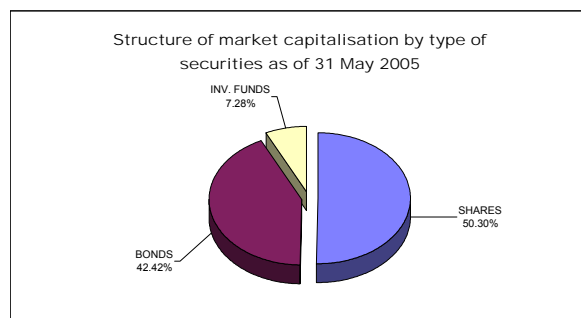
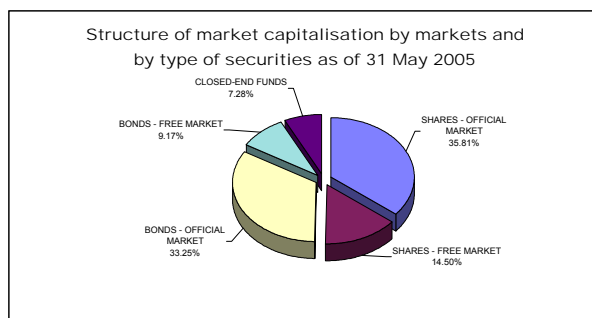
<b>TOTAL SHARES</b>	<b>1,520,687,409,349</b>	<b>1,705,828,758,811</b>	<b>1,631,517,763,050</b>	<b>1,548,278,375,513</b>	<b>95</b>	<b>91</b>	<b>102</b>	<b>50.30%</b>
<b>TOTAL BONDS</b>	<b>952,061,251,928</b>	<b>1,106,572,300,145</b>	<b>1,270,184,679,758</b>	<b>1,305,462,865,574</b>	<b>103</b>	<b>118</b>	<b>137</b>	<b>42.42%</b>
<b>INVESTMENT FUNDS</b>	<b>219,130,106,907</b>	<b>237,376,322,682</b>	<b>229,278,115,846</b>	<b>224,047,820,863</b>	<b>98</b>	<b>94</b>	<b>102</b>	<b>7.28%</b>
<b>TOTAL CAPITALISATION ON LJSE *</b>	<b>2,691,878,768,184</b>	<b>3,049,777,381,638</b>	<b>3,130,980,558,653</b>	<b>3,077,789,061,950</b>	<b>98</b>	<b>101</b>	<b>114</b>	<b>100.00%</b>

\* Investment funds are included in market capitalisation

On 31 May 2005, the total market capitalisation of all shares traded, without investment funds, on the Ljubljana Stock Exchange (SIT 1,548.3 billion) corresponded to 25.0 % of GDP in 2004 - SIT 6,191 billion (at current prices; as reported by the Statistical Office of the Republic of Slovenia).

#### EXCHANGE RATES:

1USD= 194.8189 SIT as of 31 May 2004	1USD=176.2427 SIT as of 31 Dec 2004	1USD=184.9872 SIT as of 30 Apr 2005	1USD=191.6732 SIT as of 31 May 2005
1EUR=238.6142 SIT as of 31 May 2004	1EUR=239.7430 SIT as of 31 Dec 2004	1EUR=239.6694 SIT as of 30 Apr 2005	1EUR=239.6107 SIT as of 31 May 2005



D1) MARKET CAPITALISATION OF SHARES - OFFICIAL MARKET

Issue	Number of shares traded	Number of issued shares	Share of traded shares	Price as of 31 May 2005	Market capitalisation as of 31 May 2005 (in SIT)	Market capitalisation as of 31 May 2005 (in EUR)	Market capitalisation as of 31 May 2005 (in USD)
<b>Common shares</b>	-	-	-	-	<b>1,099,660,244,141</b>	<b>4,589,362,012</b>	<b>5,737,162,233</b>
1 KRKA	3,542,612	3,542,612	100.00%	77,715 SIT	275,313,028,796	1,149,001,396	1,436,366,841
2 PETROL	2,086,301	2,086,301	100.00%	65,374 SIT	136,390,071,067	569,215,277	711,576,115
3 MERCATOR	3,208,504	3,208,504	100.00%	36,334 SIT	116,576,533,019	486,524,738	608,204,658
4 SAVA	2,006,987	2,006,987	100.00%	42,973 SIT	86,246,473,120	359,944,164	449,966,261
5 GORENJE	12,200,000	12,200,000	100.00%	5,782 SIT	70,538,448,000	294,387,721	368,014,141
6 PIVOVARNA LAŠKO	8,576,801	8,576,801	100.00%	7,392 SIT	63,399,455,688	264,593,592	330,768,494
7 LUKA KOPER	7,140,000	7,140,000	100.00%	7,650 SIT	54,621,000,000	227,957,266	284,969,417
8 INTEREUROPA	7,902,413	7,902,413	100.00%	6,450 SIT	50,970,563,850	212,722,403	265,924,312
9 MERKUR	1,214,585	1,214,585	100.00%	38,999 SIT	47,367,527,540	197,685,360	247,126,503
10 ISTRABENZ	5,180,000	5,180,000	100.00%	8,673 SIT	44,925,466,600	187,493,574	234,385,749
11 AERODROM	1,936,229	1,936,229	100.00%	11,755 SIT	22,760,062,098	94,987,670	118,744,102
12 TERME ČATEŽ	597,916	597,916	100.00%	36,500 SIT	21,823,934,000	91,080,799	113,860,122
13 DELO	667,464	667,464	100.00%	30,000 SIT	20,023,920,000	83,568,555	104,469,065
14 PIVOVARNA UNION	451,114	451,114	100.00%	38,137 SIT	17,204,084,995	71,800,153	89,757,384
15 SALUS	134,980	134,980	100.00%	126,000 SIT	17,007,480,000	70,979,635	88,731,654
16 ETOL	254,619	254,619	100.00%	53,001 SIT	13,495,061,619	56,320,780	70,406,617
17 ŽITO	353,715	353,715	100.00%	32,500 SIT	11,495,737,500	47,976,729	59,975,716
18 RADENSKA	5,061,856	5,061,856	100.00%	2,037 SIT	10,313,480,981	43,042,656	53,807,632
19 COMET	1,700,688	1,700,688	100.00%	2,600 SIT	4,421,788,800	18,454,054	23,069,416
20 KOMPAS MTS	2,973,005	2,973,005	100.00%	1,460 SIT	4,340,587,300	18,115,165	22,645,771
21 MLINOTEST	2,389,177	2,389,177	100.00%	1,650 SIT	3,942,142,050	16,452,279	20,566,997
22 DELO PRODAJA	593,549	593,549	100.00%	5,950 SIT	3,531,616,550	14,738,977	18,425,197
23 EMONA OBALA KOPER	1,741,456	1,741,456	100.00%	836 SIT	1,455,857,216	6,075,927	7,595,518
24 GEODETSKI ZAVOD SLOVENIJE	379,820	379,820	100.00%	2,400 SIT	911,568,000	3,804,371	4,755,845
25 NIKA	186,695	186,695	100.00%	3,130 SIT	584,355,350	2,438,770	3,048,707
<b>Preferred shares</b>	-	-	-	-	<b>2,459,687,850</b>	<b>10,265,351</b>	<b>12,832,717</b>
1 PROBANKA	396,085	400,000	99.02%	6,210 SIT	2,459,687,850	10,265,351	12,832,717
<b>TOTAL SHARES</b>	-	-	-	-	<b>1,102,119,931,991</b>	<b>4,599,627,362</b>	<b>5,749,994,950</b>

EXCHANGE RATES			
1 USD=	191.6732	SIT as of 31 May 2005	
1 EUR=	239.6107	SIT as of 31 May 2005	

MARKET CAPITALISATION OF SHARES - FREE MARKET

Issue	Number of shares traded	Number of issued shares	Share of traded shares	Price as of 31 May 2005	Market capitalisation as of 31 May 2005 (in SIT)	Market capitalisation as of 31 May 2005 (in EUR)	Market capitalisation as of 31 May 2005 (in USD)
<b>Common shares</b>	-	-	-	-	<b>444,365,116,094</b>	<b>1,854,529,518</b>	<b>2,318,347,667</b>
1 HELIOS, DOMŽALE	219,861	219,861	100.00%	214,213 SIT	47,096,974,463	196,556,224	245,714,969
2 NFD HOLDING	30,184,540	30,184,540	100.00%	830 SIT	25,053,168,200	104,557,802	130,707,726
3 ZVON ENA HOLDING	11,520,720	11,520,720	100.00%	2,004 SIT	23,090,287,853	96,365,846	120,466,961
4 CINKARNA CELJE	812,477	814,626	99.74%	27,500 SIT	22,343,117,500	93,247,578	116,568,813
5 LESNINA	76,495	76,495	100.00%	280,000 SIT	21,418,600,000	89,389,163	111,745,408
6 KD GROUP	186,436	186,436	100.00%	110,000 SIT	20,507,960,000	85,588,665	106,994,405
7 AKTIVA INVEST	815,773	815,773	100.00%	22,925 SIT	18,701,245,243	78,048,456	97,568,388
8 JUTEKS	641,432	641,432	100.00%	27,445 SIT	17,604,389,884	73,470,800	91,845,860
9 KD HOLDING	1,373,534	1,373,534	100.00%	11,864 SIT	16,295,676,053	68,008,966	85,018,021
10 INFOND HOLDING	16,833,414	16,833,414	100.00%	962 SIT	16,191,892,592	67,575,833	84,476,560
11 BELINKA	2,702,532	2,702,532	100.00%	5,706 SIT	15,420,647,592	64,357,091	80,452,810
12 ISKRA AVTOELEKTRIKA	1,608,313	1,608,313	100.00%	9,000 SIT	14,474,817,000	60,409,727	75,518,210
13 AKTIVA NALOŽBE	13,591,508	13,591,508	100.00%	950 SIT	12,911,932,600	53,887,129	67,364,309
14 DZS	1,429,368	1,686,384	84.76%	5,950 SIT	8,504,739,600	35,493,989	44,371,042
15 TRIGLAV, FINANČNA DRUŽBA	6,356,989	6,356,989	100.00%	1,150 SIT	7,310,537,350	30,510,062	38,140,634
16 VIPA HOLDING	7,347,565	7,347,565	100.00%	920 SIT	6,759,759,800	28,211,427	35,267,110
17 ARKADA HOLDING	6,640,325	6,640,325	100.00%	950 SIT	6,307,976,734	26,325,939	32,910,061
18 CETIS	200,000	200,000	100.00%	30,250 SIT	6,050,000,000	25,249,290	31,564,141
19 ZVON DVA HOLDING	14,120,934	14,120,934	100.00%	419 SIT	5,917,518,602	24,696,387	30,872,958
20 MAKSIMA HOLDING	6,399,850	6,399,850	100.00%	829 SIT	5,306,499,626	22,146,338	27,685,141
21 TRIGLAV NALOŽBE	13,182,366	13,182,366	100.00%	380 SIT	5,009,299,080	20,905,991	26,134,583
22 GRAND HOTEL UNION	1,814,613	1,814,613	100.00%	2,711 SIT	4,919,415,843	20,530,869	25,665,643
23 KS2 NALOŽBE	10,911,340	10,911,340	100.00%	400 SIT	4,364,536,000	18,215,113	22,770,716
24 ETRA 33	45,423	45,423	100.00%	95,999 SIT	4,360,562,577	18,198,530	22,749,986
25 MEDALJON	1,734,000	1,734,000	100.00%	2,450 SIT	4,248,300,000	17,730,010	22,164,288
26 TOVARNA SLADKORJA ORMOŽ	497,163	497,163	100.00%	8,000 SIT	3,977,304,000	16,599,025	20,750,444
27 ZLATA MONETA II	8,232,861	8,232,861	100.00%	481 SIT	3,963,216,957	16,540,234	20,676,949
28 HOTELI PALACE	2,346,102	2,346,102	100.00%	1,487 SIT	3,487,785,616	14,556,051	18,196,522
29 SWATY	288,940	288,940	100.00%	12,000 SIT	3,467,280,000	14,470,472	18,089,540
30 SLOVENIJALES	273,377	273,604	99.92%	12,500 SIT	3,417,212,500	14,261,519	17,828,327
31 SATURNUS EMBALAŽA	84,064	84,064	100.00%	39,000 SIT	3,278,487,594	13,682,559	17,104,570
32 FRUCTAL	2,504,151	2,505,613	99.94%	1,300 SIT	3,255,396,300	13,586,189	16,984,097
33 TOSAMA	295,670	295,670	100.00%	10,601 SIT	3,134,397,670	13,081,209	16,352,822
34 GORENJSKI TISK	1,070,328	1,070,328	100.00%	2,900 SIT	3,103,951,200	12,954,143	16,193,976
35 MITOL, SEŽANA	687,627	687,627	100.00%	4,499 SIT	3,093,633,873	12,911,084	16,140,148
36 MIP	1,478,742	1,478,742	100.00%	2,000 SIT	2,957,484,000	12,342,871	15,429,825
37 MARINA PORTOROŽ	313,932	313,932	100.00%	9,300 SIT	2,919,567,600	12,184,629	15,232,007
38 MAKSIMA INVEST	7,451,949	7,451,949	100.00%	388 SIT	2,894,336,992	12,079,331	15,100,374
39 LIV POSTOJNA	161,600	161,600	100.00%	17,000 SIT	2,747,200,000	11,465,264	14,332,729
40 JATA EMONA	3,197,534	3,197,534	100.00%	850 SIT	2,717,903,900	11,342,999	14,179,885
41 INFOND HOLDING 1	3,777,004	3,777,004	100.00%	675 SIT	2,550,233,101	10,643,235	13,305,110
42 LIP BLEED	1,942,454	1,942,454	100.00%	1,300 SIT	2,525,190,200	10,538,721	13,174,456
43 COLOR	950,391	950,391	100.00%	2,500 SIT	2,375,977,500	9,915,991	12,395,982
44 POM-INVEST	2,241,983	2,241,983	100.00%	1,000 SIT	2,242,252,038	9,357,896	11,698,308
45 NAMA	953,795	953,795	100.00%	2,220 SIT	2,117,424,900	8,836,938	11,047,058
46 PLAMA - PUR	686,798	686,798	100.00%	2,899 SIT	1,991,144,158	8,309,913	10,388,224
47 MODRA LINIJA HOLDING	1,882,991	1,882,991	100.00%	935 SIT	1,761,199,142	7,350,252	9,188,552
48 MELAMIN	349,913	349,913	100.00%	4,999 SIT	1,749,215,087	7,300,238	9,126,029
49 VIZIJA HOLDING	2,277,503	2,277,503	100.00%	700 SIT	1,594,252,100	6,653,510	8,317,554
50 HRAM HOLDING	4,346,667	4,346,667	100.00%	350 SIT	1,521,333,450	6,349,188	7,937,121
51 MEDVEŠEK PUŠNIK	80,000	80,000	100.00%	18,225 SIT	1,458,000,000	6,084,870	7,606,697
52 INTERTRADE ITS	1,260,000	1,260,000	100.00%	1,115 SIT	1,405,152,000	5,864,312	7,330,978
53 VIZIJA HOLDING ENA	2,129,725	2,129,725	100.00%	600 SIT	1,277,835,000	5,332,963	6,666,738
54 GOZDNO GOSPODARSTVO BLEED	611,900	611,900	100.00%	2,072 SIT	1,268,022,013	5,292,009	6,615,542
55 CERTIUS INVEST	3,091,062	3,091,062	100.00%	400 SIT	1,236,424,800	5,160,140	6,450,692
56 TERME DOBRNA	692,542	692,542	100.00%	1,700 SIT	1,177,321,400	4,913,476	6,142,337
57 NIKO	35,875	35,875	100.00%	32,000 SIT	1,148,000,000	4,791,105	5,989,361
58 RTC KRVAVEC	1,155,734	1,155,734	100.00%	990 SIT	1,144,176,660	4,775,148	5,969,414

Issue	Number of shares traded	Number of issued shares	Share of traded shares	Price as of 31 May 2005	Market capitalisation as of 31 May 2005 (in SIT)	Market capitalisation as of 31 May 2005 (in EUR)	Market capitalisation as of 31 May 2005 (in USD)
59 GEA	1,254,960	1,254,960	100.00%	899 SIT	1,128,209,040	4,708,509	5,886,107
60 MERCATA	2,891,874	2,891,874	100.00%	385 SIT	1,114,239,052	4,650,206	5,813,223
61 KEMA PUCONCI	217,346	217,346	100.00%	5,000 SIT	1,086,730,000	4,535,398	5,669,702
62 AKTIVA AVANT	2,951,872	2,951,872	100.00%	350 SIT	1,033,155,200	4,311,807	5,390,191
63 M1	2,681,638	2,681,638	100.00%	380 SIT	1,019,022,440	4,252,825	5,316,458
64 POM-NALOŽBE	2,296,500	2,296,500	100.00%	428 SIT	981,753,750	4,097,287	5,122,019
65 ALPETOUR POTOVALNA AGENCIJA	374,340	385,831	97.02%	2,420 SIT	905,902,800	3,780,728	4,726,288
66 GORIŠKE OPEKARNE	523,634	523,634	100.00%	1,700 SIT	890,177,800	3,715,100	4,644,248
67 VELANA	1,409,645	1,409,645	100.00%	610 SIT	860,024,415	3,589,257	4,486,931
68 DANA	404,231	404,231	100.00%	2,000 SIT	808,462,000	3,374,065	4,217,919
69 UNIT-AS LJUBLJANA	173,377	173,377	100.00%	4,500 SIT	780,196,500	3,256,100	4,070,452
70 IMP KLIMAT	353,900	353,900	100.00%	2,200 SIT	778,597,695	3,249,428	4,062,110
71 JADRAN	165,302	165,302	100.00%	4,610 SIT	762,042,220	3,180,335	3,975,737
72 KOMPAS HOTELI	162,700	162,700	100.00%	4,500 SIT	732,150,000	3,055,581	3,819,783
73 TRDNJAVA HOLDING	2,593,123	2,593,123	100.00%	280 SIT	726,074,440	3,030,225	3,788,085
74 FINIRA	2,179,206	2,179,206	100.00%	317 SIT	690,808,302	2,883,044	3,604,094
75 INTERTRADE ITA	69,531	69,531	100.00%	9,702 SIT	674,589,762	2,815,357	3,519,479
76 KOŠAKI TMI	43,236	43,236	100.00%	15,000 SIT	648,540,000	2,706,640	3,383,572
77 FOND INVEST	595,241	595,241	100.00%	1,047 SIT	623,276,851	2,601,206	3,251,768
78 INTARA	101,000	101,000	100.00%	6,000 SIT	606,000,000	2,529,102	3,161,631
79 KRONA HOLDING	1,287,121	1,287,121	100.00%	452 SIT	581,907,404	2,428,553	3,035,935
80 ŽITO INTES	2,518,194	2,518,194	100.00%	230 SIT	579,184,620	2,417,190	3,021,730
81 JAVOR PIVKA	1,194,700	1,194,700	100.00%	450 SIT	537,615,000	2,243,702	2,804,852
82 ŽELEZARNA RAVNE - MONTER DRAVOGRAD	336,225	336,225	100.00%	1,490 SIT	500,854,209	2,090,283	2,613,063
83 GRADIS, GP LJUBLJANA	304,750	304,750	100.00%	1,530 SIT	466,267,500	1,945,938	2,432,617
84 ELMO	708,000	708,000	100.00%	650 SIT	460,200,000	1,920,615	2,400,962
85 TEKSTINA	1,503,057	1,503,057	100.00%	275 SIT	413,340,675	1,725,051	2,156,487
86 LESNINA EMMI	689,490	689,490	100.00%	587 SIT	404,730,630	1,689,118	2,111,566
87 HIDROTEHNIK	384,472	384,472	100.00%	1,000 SIT	384,472,000	1,604,569	2,005,872
88 INLES	693,595	712,410	97.36%	541 SIT	375,234,895	1,566,019	1,957,681
89 UNITAS, LJUBLJANA	173,377	173,377	100.00%	2,150 SIT	372,760,550	1,555,692	1,944,771
90 IMP ČRPALKE LJUBLJANA	333,034	333,034	100.00%	1,014 SIT	337,796,386	1,409,772	1,762,356
91 GEA COLLEGE	248,200	248,200	100.00%	1,215 SIT	301,563,000	1,258,554	1,573,319
92 KLASJE CELJE	820,343	820,343	100.00%	350 SIT	287,120,050	1,198,277	1,497,967
93 TRDNJAVA I HOLDING	891,750	891,750	100.00%	310 SIT	276,442,500	1,153,715	1,442,260
94 AGROKOMBINAT MARIBOR	453,956	499,291	90.92%	600 SIT	272,373,600	1,136,734	1,421,031
95 SVILANIT, KAMNIK	410,407	410,407	100.00%	600 SIT	246,244,200	1,027,684	1,284,709
96 CREINA	48,594	48,594	100.00%	4,760 SIT	231,307,440	965,347	1,206,780
97 MK TISKARNA	103,954	103,954	100.00%	2,200 SIT	228,698,800	954,460	1,193,170
98 LIZ INŽENIRING	123,846	123,846	100.00%	1,433 SIT	177,409,395	740,407	925,583
99 CAPITA	315,963	315,963	100.00%	550 SIT	173,779,650	725,258	906,646
100 D HOLDING	718,100	718,100	100.00%	236 SIT	169,327,980	706,680	883,420
101 CAP NALOŽBE	537,332	537,332	100.00%	270 SIT	145,133,373	605,705	757,192
102 METALKA TRGOVINA	1,152,048	1,152,048	100.00%	100 SIT	115,320,005	481,281	601,649
103 ZDRAVILIŠČE ROGAŠKA	898,110	961,898	93.37%	105 SIT	94,301,550	393,562	491,991
104 L EGOLES	206,901	206,901	100.00%	370 SIT	76,553,370	319,491	399,395
105 SIJAJ HRASTNIK	26,880	26,880	100.00%	2,250 SIT	60,480,000	252,409	315,537
106 JELEN GOSTINSKO PODJETJE	67,798	67,798	100.00%	800 SIT	54,238,400	226,361	282,973
107 AVTOPREVOZNIŠTVO IN SERVISI	308,696	308,696	100.00%	99 SIT	30,560,904	127,544	159,443
108 UPIMO GROUP	215,000	215,000	100.00%	100 SIT	21,500,000	89,729	112,170
109 EGOLES - V LIKVIDACIJI	51,399	51,399	100.00%	200 SIT	10,279,800	42,902	53,632
<b>Preferred shares</b>	-	-	-	-	<b>1,793,327,428</b>	<b>7,484,338</b>	<b>9,356,172</b>
1 KD HOLDING	266,413	266,413	100.00%	6,700 SIT	1,784,972,428	7,449,469	9,312,582
2 ZDRAVILIŠČE ROGAŠKA	27,850	30,000	92.83%	300 SIT	8,355,000	34,869	43,590
<b>TOTAL SHARES</b>					<b>446,158,443,522</b>	<b>1,862,013,856</b>	<b>2,327,703,839</b>

EXCHANGE RATES	1 USD=	191.6732 SIT as of 31 May 2005
	1 EUR=	239.6107 SIT as of 31 May 2005

## D2) MARKET CAPITALISATION OF BONDS - OFFICIAL MARKET

	Issue	Number of issued bonds	Price as of 31 May 2005	Principal amt. as of 31 May 2005	Currency of denomination	Market capitalisation as of 31 May 2005 (in SIT)	Market capitalisation as of 31 May 2005 (in EUR)	Market capitalisation as of 31 May 2005 (in USD)
1	REPUBLIKA SLOVENIJA 59 <sup>th</sup> issue	11,709,000	107.00	10,000.00	SIT	116,890,947,000	487,836,925	609,845,023
2	REPUBLIKA SLOVENIJA 57 <sup>th</sup> issue	9,000,000	103.16	10,000.00	SIT	96,660,000,000	403,404,355	504,295,854
3	REPUBLIKA SLOVENIJA 58 <sup>th</sup> issue	7,491,000	103.98	10,000.00	SIT	74,310,720,000	310,131,058	387,694,889
4	REPUBLIKA SLOVENIJA 60 <sup>th</sup> issue	5,800,000	109.00	10,000.00	SIT	57,536,000,000	240,122,833	300,177,594
5	REPUBLIKA SLOVENIJA 56 <sup>th</sup> issue	5,000,000	105.00	10,000.00	SIT	52,000,000,000	217,018,689	271,295,100
6	REPUBLIKA SLOVENIJA 51 <sup>st</sup> issue	4,447,050	101.50	10,000.00	SIT	46,240,425,900	192,981,473	241,246,173
7	REPUBLIKA SLOVENIJA 33 <sup>rd</sup> issue	248,716	104.00	511.29	EUR	45,157,036,690	188,460,017	235,593,900
8	REPUBLIKA SLOVENIJA 52 <sup>nd</sup> issue	4,000,000	101.40	10,000.00	SIT	42,800,000,000	178,623,075	223,296,736
9	REPUBLIKA SLOVENIJA 55 <sup>th</sup> issue	4,000,000	105.20	10,000.00	SIT	40,720,000,000	169,942,327	212,444,932
10	REPUBLIKA SLOVENIJA 54 <sup>th</sup> issue	3,000,000	100.00	10,000.00	SIT	33,600,000,000	140,227,461	175,298,372
11	REPUBLIKA SLOVENIJA 38 <sup>th</sup> issue	1,000,000	106.50	100.00	EUR	27,435,425,150	114,500,000	143,136,470
12	REPUBLIKA SLOVENIJA 53 <sup>rd</sup> issue	1,000,000	110.55	100.00	EUR	25,877,955,600	108,000,000	135,010,818
13	REPUBLIKA SLOVENIJA 39 <sup>th</sup> issue	30,000,000	106.50	800.00	SIT	23,640,000,000	98,660,035	123,334,926
14	REPUBLIKA SLOVENIJA 27 <sup>th</sup> issue	1,700,000	108.11	10,000.00	SIT	18,105,000,000	75,560,065	94,457,650
15	REPUBLIKA SLOVENIJA 10 <sup>th</sup> issue	5,218,961	103.00	3,461.14	SIT	17,890,984,325	74,666,884	93,341,084
16	REPUBLIKA SLOVENIJA 21 <sup>th</sup> issue	2,000,000	106.60	8,500.00	SIT	16,830,000,000	70,238,933	87,805,703
17	REPUBLIKA SLOVENIJA 43 <sup>rd</sup> issue	1,560,000	104.00	10,000.00	SIT	15,623,400,000	65,203,265	81,510,613
18	REPUBLIKA SLOVENIJA 50 <sup>th</sup> issue	612,818	100.40	100.00	EUR	15,147,782,285	63,218,305	79,029,214
19	REPUBLIKA SLOVENIJA 48 <sup>th</sup> issue	600,000	99.40	100.00	EUR	15,096,911,764	63,006,000	78,763,811
20	REPUBLIKA SLOVENIJA 29 <sup>th</sup> issue	550,000	99.97	100.00	EUR	14,022,018,164	50,550,000	73,155,862
21	REPUBLIKA SLOVENIJA 18 <sup>th</sup> issue	500,000	103.00	100.00	EUR	13,046,802,615	54,450,000	68,067,954
22	NLB 13 <sup>th</sup> issue	117,335	102.10	100,000.00	SIT	12,908,023,350	53,870,814	67,343,913
23	REPUBLIKA SLOVENIJA 26 <sup>th</sup> issue	500,000	99.00	100.00	EUR	12,723,328,170	53,100,000	66,380,319
24	REPUBLIKA SLOVENIJA 42 <sup>nd</sup> issue	1,200,000	106.00	10,000.00	SIT	12,180,000,000	50,832,454	63,545,660
25	REPUBLIKA SLOVENIJA 45 <sup>th</sup> issue	1,211,249	114.30	10,000.00	SIT	12,112,490,000	50,550,706	63,193,446
26	REPUBLIKA SLOVENIJA 41 <sup>st</sup> issue	1,200,000	108.00	10,000.00	SIT	12,036,000,000	50,231,480	62,794,381
27	NLB 10 <sup>th</sup> issue	108,243	101.50	100,000.00	SIT	11,419,636,500	47,659,126	59,578,681
28	NLB 9 <sup>th</sup> issue	108,474	103.00	100,000.00	SIT	11,172,822,000	46,629,061	58,290,997
29	REPUBLIKA SLOVENIJA 23 <sup>rd</sup> issue	400,000	105.20	100.00	EUR	10,562,039,656	44,080,000	55,104,416
30	BTC HIPOTEKARNE	400,000	105.00	100.00	EUR	10,063,649,400	42,000,000	52,504,207
31	REPUBLIKA SLOVENIJA 25 <sup>th</sup> issue	800,000	101.65	10,000.00	SIT	8,320,000,000	34,722,990	43,407,216
32	REPUBLIKA SLOVENIJA 22 <sup>nd</sup> issue	800,000		10,000.00	SIT	8,256,000,000	34,455,890	43,073,314
33	NLB 12 <sup>th</sup> issue	80,000	103.20	100,000.00	SIT	8,168,000,000	34,088,628	42,614,200
34	REPUBLIKA SLOVENIJA 49 <sup>th</sup> issue	78,392	100.30	380.00	EUR	7,494,641,236	31,278,408	39,101,143
35	NLB 11 <sup>th</sup> issue	26,326	105.50	1,000.00	EUR	6,509,847,009	27,168,432	33,963,261
36	NOVA KBM 5 <sup>th</sup> issue	60,000	105.00	100,000.00	SIT	6,312,000,000	26,342,730	32,931,051
37	REPUBLIKA SLOVENIJA 32 <sup>nd</sup> issue	238,655	110.40	100.00	EUR	6,147,311,348	25,655,412	32,071,836
38	NOVA KBM 6 <sup>th</sup> issue	50,000	100.20	100,000.00	SIT	5,082,500,000	21,211,490	26,516,487
39	ABANKA VIPA 7 <sup>th</sup> issue	173,000	103.90	100.00	EUR	4,306,930,449	17,974,700	22,470,176
40	NFD INVESTICIJSKO SVETOVANJE	16,000	103.10	135,740.00	SIT	3,380,336,565	14,107,619	17,635,937
41	ABANKA 6 <sup>th</sup> issue	135,000	102.20	100.00	EUR	3,305,908,828	13,797,000	17,247,632
42	REPUBLIKA SLOVENIJA 44 <sup>th</sup> issue	296,493	148.20	10,000.00	SIT	3,288,107,370	13,722,707	17,154,758
43	REPUBLIKA SLOVENIJA 31 <sup>st</sup> issue	294,768	103.20	10,000.00	SIT	3,124,540,800	13,040,072	16,301,396
44	BANKA CELJE 8 <sup>th</sup> issue	125,000	101.80	100.00	EUR	3,049,046,158	12,725,000	15,907,525
45	NLB 3 <sup>rd</sup> issue	12,000	108.00	1,000.00	EUR	2,961,588,252	12,360,000	15,451,238
46	NOVA KBM 3 <sup>rd</sup> issue, A series	20,000	106.60	100,000.00	SIT	2,725,582,912	11,375,047	14,219,948
47	ABANKA 4 <sup>th</sup> issue	100,000	102.00	100.00	EUR	2,444,029,140	10,200,000	12,751,022
48	ABANKA 5 <sup>th</sup> issue	100,000	102.00	100.00	EUR	2,444,029,140	10,200,000	12,751,022
49	BANKA CELJE 5 <sup>th</sup> issue	100,000	101.80	100.00	EUR	2,439,236,926	10,180,000	12,726,020
50	BANKA CELJE 7 <sup>th</sup> issue	100,000	101.00	100.00	EUR	2,420,068,070	10,100,000	12,626,012
51	BANKA CELJE 6 <sup>th</sup> issue, A series	100,000	100.40	100.00	EUR	2,405,691,428	10,040,000	12,551,006
52	NOVA KBM 2 <sup>nd</sup> issue	18,000	103.00	500.00	EUR	2,221,191,189	9,270,000	11,588,429
53	NOVA KBM 3 <sup>rd</sup> issue, B series	18,000	108.01	500.00	EUR	2,156,496,300	9,000,000	11,250,902
54	DEŽELNA BANKA SLOVENIJE 3 <sup>rd</sup> issue	200,000	105.00	10,000.00	SIT	2,061,604,980	8,603,977	10,755,833
55	BTC 2 <sup>nd</sup> issue	340,000	107.20	21.92	EUR	1,914,346,110	7,989,402	9,987,552
56	ABANKA 3 <sup>rd</sup> issue	70,000	100.00	100.00	EUR	1,677,274,900	7,000,000	8,750,701
57	HOTELI BERNARDIN	20,000	103.10	296.99	EUR	1,467,360,065	6,123,934	7,655,531
58	STANOVANJSKI SKLAD RS 2 <sup>nd</sup> issue	20,000	102.50	59,595.88	SIT	1,265,545,064	5,281,672	6,602,619
59	BANKA CELJE 4 <sup>th</sup> issue	100,000	102.10	24.59	EUR	601,575,968	2,510,639	3,138,550
60	STANOVANJSKI SKLAD RS 1 <sup>st</sup> issue	70,965	112.00	24.03	EUR	426,175,515	1,778,616	2,223,449
61	BANKA VIPA 7 <sup>th</sup> issue	10,000	103.30	150.00	EUR	372,714,444	1,555,500	1,944,531
62	BANKA VIPA 6 <sup>th</sup> issue	10,000		112.50	EUR	274,953,278	1,147,500	1,434,490
63	BANKA VIPA 5 <sup>th</sup> issue	10,000	100.15	87.50	EUR	214,900,847	896,875	1,121,184
64	BANKA VIPA 4 <sup>th</sup> issue	8,000	99.30	79.90	EUR	157,922,409	659,079	823,915
65	BANKA VIPA 3 <sup>rd</sup> issue	10,000	107.50	47.94	EUR	119,004,667	496,658	620,873
	<b>TOTAL</b>					<b>1,023,325,859,934</b>	<b>4,270,785,319</b>	<b>5,338,909,456</b>

<b>EXCHANGE RATES</b>	1 USD=	191.6732 SIT as of 31 May 2005
	1 EUR=	239.6107 SIT as of 31 May 2005



## MARKET CAPITALISATION OF BONDS - FREE MARKET

Issue	Number of issued bonds	Price as of 31 May 2005	Principal amt. as of 31 May 2005	Currency of denomination	Market capitalisation as of 31 May 2005 (in SIT)	Market capitalisation as of 31 May 2005 (in EUR)	Market capitalisation as of 31 May 2005 (in USD)
1 SLOV. ODŠKODNINSKA DRUŽBA 2 <sup>nd</sup> issue	14,000,000	108.22	49.93	EUR	181,260,569,112	756,479,444	945,675,082
2 DARS 1 <sup>st</sup> issue	134,300	110.20	100,000.00	SIT	14,799,860,000	61,766,273	77,214,029
3 NLB 15 <sup>th</sup> issue	131,126	105.35	100,000.00	SIT	13,814,124,100	57,652,367	72,071,234
4 POSLOVNI SISTEM MERCATOR	365,400	104.10	100.00	EUR	9,114,345,352	38,038,140	47,551,485
5 ZAVAROVALNICA TRIGLAV 1 <sup>st</sup> issue	30,000	108.70	1,000.00	EUR	7,813,704,927	32,610,000	40,765,767
6 NLB 7 <sup>th</sup> issue	62,500	107.00	100,000.00	SIT	6,687,500,000	27,909,855	34,890,115
7 ABANKA VIPA 10 <sup>th</sup> issue	21,000	103.50	1,000.00	EUR	5,207,938,565	21,735,000	27,170,927
8 NLB 14 <sup>th</sup> issue	17,000	100.00	1,000.00	EUR	4,073,381,900	17,000,000	21,251,703
9 NLB 8 <sup>th</sup> issue	14,276	103.50	1,000.00	EUR	3,540,406,236	14,775,660	18,471,055
10 PROBANKA 7 <sup>th</sup> issue	120,000	100.50	100.00	EUR	2,889,705,042	12,060,000	15,076,208
11 POŠTNA BANKA SLOVENIJE 5 <sup>th</sup> issue	10,000	102.40	1,000.00	EUR	2,453,613,568	10,240,000	12,801,026
12 ABANKA VIPA 8 <sup>th</sup> issue	100,000	101.10	100.00	EUR	2,422,464,177	10,110,000	12,638,513
ABANKA VIPA 9 <sup>th</sup> issue	100,000		100.00	EUR	2,396,107,000	10,000,000	12,501,002
POTEZA NALOŽBE	100,000		100.00	EUR	2,396,107,000	10,000,000	12,501,002
BANKA KOPER 4 <sup>th</sup> issue	20,000	107.60	100,000.00	SIT	2,152,000,000	8,981,235	11,227,443
PROBANKA 5 <sup>th</sup> issue	78,500	100.00	100.00	EUR	1,880,943,995	7,850,000	9,813,286
POŠTNA BANKA SLOVENIJE 3 <sup>rd</sup> issue	17,955	100.00	100,000.00	SIT	1,823,414,639	7,609,905	9,513,143
13 STANOVANJSKI SKLAD 3 <sup>rd</sup> issue	20,000	112.50	77,294.30	SIT	1,762,245,113	7,354,618	9,194,009
14 POŠTNA BANKA SLOVENIJE 2 <sup>nd</sup> issue	15,000	112.50	100,000.00	SIT	1,712,410,875	7,146,638	8,934,013
15 DEŽELNA BANKA SLOVENIJE 4 <sup>th</sup> issue	67,530		100.00	EUR	1,618,091,057	6,753,000	8,441,926
16 PROBANKA 6 <sup>th</sup> issue	65,000	101.00	100.00	EUR	1,573,044,246	6,565,000	8,206,908
17 FACTOR BANKA 8 <sup>th</sup> issue	6,300		1,000.00	EUR	1,509,547,410	6,300,000	7,875,631
18 FACTOR BANKA 9 <sup>th</sup> issue	5,927	104.60	1,000.00	EUR	1,485,500,559	6,199,642	7,750,174
19 BANKA ZASAVJE 3 <sup>rd</sup> issue	5,000	100.00	1,000.00	EUR	1,198,053,500	5,000,000	6,250,501
20 FMR 1 <sup>st</sup> issue	50,000		100.00	EUR	1,198,053,500	5,000,000	6,250,501
21 FACTOR BANKA 10 <sup>th</sup> issue	1,184	100.00	1,000,000.00	SIT	1,184,000,000	4,941,349	6,177,181
22 KD INVESTMENTS 1 <sup>st</sup> issue	80,000	105.50	51.13	EUR	1,034,009,306	4,315,372	5,394,647
23 FACTOR BANKA 6 <sup>th</sup> issue	10,000		419.65	EUR	1,005,528,699	4,196,510	5,246,058
24 AUTOCOMMERCE 1 <sup>st</sup> issue	22,300	106.20	174.93	EUR	992,658,541	4,142,797	5,178,912
25 PROBANKA 4 <sup>th</sup> issue	50,000	100.01	63.19	EUR	757,125,712	3,159,816	3,950,086
26 SIP STROJNA INDUSTRIJA 1 <sup>st</sup> issue, B series	17,250		92.07	EUR	380,551,511	1,588,207	1,985,418
<b>TOTAL</b>					<b>282,137,005,640</b>	<b>1,177,480,829</b>	<b>1,471,968,985</b>

EXCHANGE RATES	1 USD=	191.6732	SIT as of 31 May 2005
	1 EUR=	239.6107	SIT as of 31 May 2005

### D3) MARKET CAPITALISATION OF INVESTMENT FUNDS

	<b>Closed-end funds</b>	<b>Number of shares traded</b>	<b>Price as of 31 May 2005</b>	<b>Market capitalisation as of 31 May 2005 (in SIT)</b>	<b>Market capitalisation as of 31 May 2005 (in EUR)</b>	<b>Market capitalisation as of 31 May 2005 (in USD)</b>
1	TRIGLAV STEBER I, delniška ID	14,746,743	3,688 SIT	54,380,826,824	226,954,918	283,716,382
2	NFD 1 DELNIŠKI INVESTICIJSKI SKLAD	160,580,300	318 SIT	51,043,659,961	213,027,465	266,305,670
3	KD ID	92,046,145	233 SIT	21,438,467,632	89,472,080	111,849,062
4	INFOND ID	8,132,314	2,556 SIT	20,789,366,186	86,763,096	108,462,561
5	ZLATA MONETA I, ID	136,595,600	142 SIT	19,429,358,144	81,087,189	101,367,109
6	MAKSIMA ID	7,811,823	2,408 SIT	18,814,072,631	78,519,334	98,157,033
7	KRONA SENIOR	73,170,428	153 SIT	11,214,831,500	46,804,385	58,510,170
8	MODRA LINIJA	34,156,833	243 SIT	8,300,110,419	34,639,982	43,303,448
9	VIPA INVEST	3,079,247	2,103 SIT	6,475,656,441	27,025,740	33,784,882
10	ZVON ENA ID	2,277,577	2,787 SIT	6,346,787,171	26,487,912	33,112,543
11	INFOND ID 1	4,956,471	1,173 SIT	5,814,683,954	24,267,213	30,336,447
	<b>TOTAL</b>			<b>224,047,820,863</b>	<b>935,049,315</b>	<b>1,168,905,308</b>

<b>EXCHANGE RATES</b>	1 USD=	191.6732	SIT as of 31 May 2005
	1 EUR=	239.6107	SIT as of 31 May 2005

## E) OTHER

### E1) INDICATORS AS OF 31 MAY 2005

ISSUE	Price as of 31 May 2005	Total net profit (loss) in 000 SIT in year 2004	Earning per share as of 31 Dec 2004	P / E <sup>(1)</sup>	Dividend for year 2003 or 2004	Dividend yield	Book value as of 31 Dec 2004	Market book ratio	Turnover ratio <sup>(2)</sup>
Aerodrom <sup>(4)</sup>	11,755 SIT	2,040,101	537.36 SIT	21.88	220 SIT	1.87%	4,909.64 SIT	2.39	0.11
Comet	2,600 SIT	79,039	47.12 SIT	55.18	200 SIT	7.69%	3,441.87 SIT	0.76	0.02
Delo	30,000 SIT	729,216	1,092.52 SIT	27.46	600 SIT	2.00%	8,962.40 SIT	3.35	0.11
Delo Prodaja	5,950 SIT	641,763	1,106.29 SIT	5.38	300 SIT	5.04%	6,490.22 SIT	0.92	0.06
Emona obala	836 SIT	(2,342,043)	(1,494.31 SIT)	<sup>(3)</sup>	0	0.00%	2,920.42 SIT	0.29	0.08
Etol	53,001 SIT	958,886	4,200.86 SIT	12.62	1,350 SIT	2.55%	46,324.30 SIT	1.14	0.04
Geodetski zavod Slovenije	2,400 SIT	57,121	151.08 SIT	15.89	70 SIT	2.92%	3,590.57 SIT	0.67	0.04
Gorenje	5,782 SIT	4,885,474	409.82 SIT	14.11	100 SIT	1.73%	5,207.86 SIT	1.11	0.16
Intereuropa	6,450 SIT	2,824,667	357.44 SIT	18.04	240 SIT	3.72%	4,515.34 SIT	1.43	0.14
Istrabenz	8,673 SIT	9,042,702	1,745.71 SIT	4.97	130 SIT	1.50%	7,708.91 SIT	1.13	0.06
Kompas MTS	1,460 SIT	(564,361)	(189.83)	<sup>(3)</sup>	110 SIT	7.53%	3,679.00 SIT	0.40	0.91
Krka	77,715 SIT	14,630,663	4,328.66 SIT	17.95	1,200 SIT	1.54%	29,512.95 SIT	2.63	0.13
Luka Koper <sup>(4)</sup>	7,650 SIT	4,394,450	313.89 SIT	24.37	245 SIT	3.20%	4,328.37 SIT	1.77	0.11
Mercator	36,334 SIT	6,561,554	2,045.64 SIT	17.76	500 SIT	1.38%	27,532.62 SIT	1.32	0.18
Merkur	38,999 SIT	2,652,193	2,199.61 SIT	17.73	600 SIT	1.54%	31,593.19 SIT	1.23	0.17
Mlinotest	1,650 SIT	428,816	179.48 SIT	9.19	48 SIT	2.91%	2,444.86 SIT	0.67	0.01
Nika	3,130 SIT	90,717	485.91 SIT	6.44	0	0.00%	4,428.28 SIT	0.71	0.01
Petrol	65,374 SIT	6,946,310	3,372.86 SIT	19.38	700 SIT	1.07%	38,263.45 SIT	1.71	0.11
Pivovarna Laško	7,392 SIT	1,076,311	123.13 SIT	60.03	105 SIT	1.42%	4,972.15 SIT	1.49	0.13
Pivovarna Union	38,137 SIT	(1,045,807)	(2,318.27)	<sup>(3)</sup>	0	0.00%	45,216.33 SIT	0.84	0.60
Radenska	2,037 SIT	391,013	79.72 SIT	25.56	70 SIT	3.44%	4,122.92 SIT	0.49	0.02
Salus	126,000 SIT	1,740,301	13,182.50 SIT	9.56	4,500 SIT	3.57%	69,660.93 SIT	1.81	0.11
Sava	42,973 SIT	4,905,407	2,636.34 SIT	16.30	560 SIT	1.30%	33,988.11 SIT	1.26	0.13
Terme Čatež	36,500 SIT	679,596	1,386.42 SIT	26.33	1,000 SIT	2.74%	28,723.98 SIT	1.27	0.06
Žito	32,500 SIT	284,852	814.40 SIT	39.91	920 SIT	2.83%	39,594.75 SIT	0.82	0.09
<b>MARKET AVERAGE <sup>(5)</sup></b>				<b>17.75</b>		<b>1.78%</b>		<b>1.44</b>	

Calculated on the basis of last audit consolidated financial statements. Average number of shares traded in last 2 years has been used for the calculations.

(1) P / E = PRICE / EARNINGS PER SHARE

(2) Yearly turnover / average capitalisation on 31 May 2004, 30 Nov 2004 and 31 May 2005.

(3) Not applicable.

(4) By Aerodrom and Luka Koper P / E is calculated on all shares.

(5) Average P/E = total market capitalisation of common shares listed on official market (31 May 2005) / total net profit of companies listed on official market (in year 2004), adjusted with share of listed securities.

Average div. yield = total dividends, paid by the companies listed on official market in year 2004, adjusted with share of listed securities / total market capitalisation of common shares on official market (31 May 2005).

Average price / book value = total market capitalisation of common shares listed on official market (31 May 2005) / total equity of companies listed on official market (31 Dec 2004), adjusted with share of listed securities.

## E2) OWNERSHIP AND NET INFLOW OF FOREIGN INVESTMENTS

CHANGES IN FOREIGN OWNERSHIP IN CURRENT YEAR				
ISSUE	Balance as of 31 May 2005 (in %)	Balance as of 31 May 2004 (in %)	% points change 31 May 2005/ 31 May 2004	Market capitalisation as of 31 May 2005 (in SITm)
PIVOVARNA LAŠKO	5.62	2.22	3.40	63,399
KRKA	3.48	2.80	0.68	275,313
ETOL	0.54	0.06	0.47	13,495
TERME ČATEŽ	3.55	3.14	0.41	21,824
GORENJE	1.47	1.82	-0.36	70,538
SALUS	11.86	12.33	-0.47	17,007
ISTRABENZ	6.42	25.24	-18.82	44,925
PIVOVARNA UNION	0.86	42.21	-41.35	17,204

### NET INFLOW OF FOREIGN PORTFOLIO INVESTMENTS BY MONTH IN SITm

	Exchange market	Off-exchange market	Total	Turnover of foreign investors on the exchange	Foreign ownership (capitalisation of shares)	Share in turnover of foreign investors
<b>Year 2004</b>						
May	-431.36	3,602.85	3,171.49	1,204.07	4.74%	3.11%
June	-506.95	3,605.46	3,098.51	1,619.45	4.66%	6.10%
July	-552.04	526.37	-25.67	1,421.14	4.42%	6.13%
August	-260.60	-6.47	-267.07	1,233.34	4.37%	4.76%
September	127.39	1,470.87	1,598.26	1,508.10	4.30%	4.52%
October	-590.79	17,526.67	16,935.88	1,793.58	3.80%	6.82%
November	218.93	6,540.49	6,759.42	1,735.66	4.02%	5.24%
December	244.0	8,670.3	8,914.3	2,336.1	4.47%	4.55%
<b>Year 2005</b>						
January	638.6	2,917.8	3,556.5	1,632.9	4.48%	5.50%
February	1,944.8	-2,426.2	-481.4	2,586.4	3.98%	9.45%
March	-120.2	2,393.9	2,273.7	1,966.4	4.07%	11.80%
April	-9.7	15,428.9	15,419.2	1,224.1	3.90%	13.23%
<b>May</b>	<b>-19.2</b>	<b>3,919.2</b>	<b>3,899.9</b>	<b>750.8</b>	<b>4.04%</b>	<b>7.43%</b>
Total in year 2005	2,434.3	22,233.6	24,667.9	8,160.7	4.04%	9.97%
Total in year 2004	-1,751.45	41,936.53	40,185.08	12,851.40	4.47%	4.74%
Total in year 2003	521.20	52,206.99	52,728.19	11,916.37	5.91%	3.50%
Total in year 2002	-11,895.17	337,085.31	325,190.16	39,402.86	19.68%	8.19%
Total in year 2001	4,499.69	63,500.44	68,000.03	10,555.78	10.51%	3.03%
Total in year 2000	208.11	8,540.41	8,748.52	4,295.57	7.77%	1.59%
Total in year 1999	-2,269.19	674.01	-1,595.09	3,163.40	7.98%	1.19%
Total in year 1998	2,761.20	-2,104.00	657.30	14,333.90	8.86%	8.27%
Total in year 1997	8,440.86	9,965.96	18,406.81	24,090.40	n.a.	22.24%
Total in year 1996	7,439.48	3,381.38	10,820.86	9,718.80	n.a.	11.17%

### E3) RECORD VALUES

#### RECORD DAILY TURNOVER IN YEAR 2005

14 February 2005

	Turnover (in SIT)	Number of bargains	Volume in pieces
Order book trades	539,115,794	1,072	261,188
Cross trades	69,638,132	191	43,244
Block trades	17,687,181,300	4	257,500
<b>Total</b>	<b>18,295,935,226</b>	<b>1,267</b>	<b>561,932</b>

#### MAX AND MIN VALUE OF TURNOVER AND INDICES

	In year 2005		In years 1989-2004	
Monthly turnover (in SITm)	45,215.49	February 2005	62,044	December 2002
Daily turnover (in SITm)	18,296	14 Feb 2005	11,474	16 Jul 2002
Number of bargains per day	1,616	17 Feb 2005	6,411	27 Dec 2002
Value of block trade (in SITm)	16,962.40	14 Feb 2005	8,128	23 Nov 2001
Max value of SBI 20 index	5,131.61	1 Feb 2005	4,935.29	15 Nov 2004
Min value of SBI 20 index	<b>4,625.17</b>	<b>23 May 2005</b>	891.93	10 Sep 1996
Max value of PIX index	4,752.47	31 Jan 2005	4,606.40	26 Nov 2004
Min value of PIX index	<b>4,299.59</b>	<b>30 May 2005</b>	965.15	29 Apr 1999
Max value of BIO index	122.60	16 Mar 2005	122.27	27 Dec 2004
Min value of BIO index	120.63	20 Jan 2005	100.46	5 July 1995
<b>Other</b>				
Market capitalisation in SITm	3,116,721	28 Feb 2005	3,049,777	31 Dec 2004
Share in turnover of foreign investors	4.48%	31 Jan 2005	19.68%	31 Dec 2002

## E4) NEW LISTED AND DELISTED SECURITIES AND CHANGES IN YEAR 2005

### NEW LISTED SECURITIES

#### OFFICIAL MARKET

##### BONDS

Issuer	Trading code	Nomin. value of issue	Issue	Listing date	First trading day
Republika Slovenija	RS58	16,910,000,000 SIT	58 <sup>th</sup> issue	24 Jan 2005	2 Feb 2005
Republika Slovenija	RS59	23,090,000,000 SIT	59 <sup>th</sup> issue	24 Jan 2005	2 Feb 2005
Republika Slovenija	RS60	20,000,000,000 SIT	60 <sup>th</sup> issue	4 Apr 2005	14 Apr 2005

#### FREE MARKET

##### SHARES

Issuer	Trading code	Type of share	Listing date	First trading day
CAP NALOŽBE, LJUBLJANA	CPNR	common	3 Jan 2005	12 Jan 2005
D HOLDING, DOMŽALE	DHLR	common	3 Jan 2005	12 Jan 2005

##### BONDS

Issuer	Trading code	Nominal value of issue	Issue	Listing date	First trading day
Poslovni sistem Mercator	MEO1	36,540,000 EUR	1 <sup>st</sup> issue	31 Jan 2005	10 Feb 2005
Abanka Vipava	AB10	21,000,000 EUR	10 <sup>th</sup> issue	23 Feb 2005	7 Mar 2005
FMR	FMR1	5,000,000 EUR	1 <sup>st</sup> issue	29 Apr 2005	5 May 2005
FACTOR BANKA	FB08	6,300,000 EUR	8 <sup>th</sup> issue	29 Apr 2005	10 May 2005
FACTOR BANKA	FB09	5,927,000 EUR	9 <sup>th</sup> issue	29 Apr 2005	10 May 2005
FACTOR BANKA	FB10	1,184,000,000 SIT	10 <sup>th</sup> issue	29 Apr 2005	10 May 2005
FACTOR BANKA	FB06	4,196,500 EUR	6 <sup>th</sup> issue	29 Apr 2005	23 May 2005

### DELISTED SECURITIES

#### OFFICIAL MARKET

##### SHARES

Issuer	Trading code	Type of share	Delisting date
Tehnounion, Ljubljana	TEHG	common	22 Mar 2005
DROGA	DRPG	common	17 May 2005
KOLINSKA	KOLR	common	17 May 2005

##### BONDS

Issuer	Trading code	Issue	Delisting date
Republika Slovenija	RS34	34 <sup>th</sup> issue	21 Feb 2005
Republika Slovenija	RS35	35 <sup>th</sup> issue	18 Mar 2005
Republika Slovenija	RS37	37 <sup>th</sup> issue	19 Apr 2005
Republika Slovenija	RS40	40 <sup>th</sup> issue	31 May 2005

#### FREE MARKET

##### SHARES

Issuer	Trading code	Type of share	Delisting date
NK2 NALOŽBE, LJUBLJANA	NK2R	common	4 Jan 2005
OLJARICA, KRANJ	MOKG	common	21 Feb 2005
SVILA	SVMG	common	24 Mar 2005
INTEGRAL, JESENICE	INJG	common	23 May 2005

##### BONDS

Issuer	Trading code	Issue	Delisting date
SIP, strojna industrija	SIPAE	1 <sup>st</sup> issue	26 Apr 2005

EXTENDED LISTING OF SECURITIES

OFFICIAL MARKET

BONDS

Issuer	Trading code	Issue	Number of bonds before extension	Number of bonds after extension	Extension date
Republika Slovenija	RS58	58 <sup>th</sup> issue	1,691,000	3,091,000	23 Feb 2005
Republika Slovenija	RS59	59 <sup>th</sup> issue	2,309,000	4,909,000	23 Feb 2005
Republika Slovenija	RS58	58 <sup>th</sup> issue	3,091,000	4,791,000	16 Mar 2005
Republika Slovenija	RS59	59 <sup>th</sup> issue	4,909,000	7,209,000	16 Mar 2005
Republika Slovenija	RS59	59 <sup>th</sup> issue	7,209,000	9,209,000	1 Apr 2005
Republika Slovenija	RS58	58 <sup>th</sup> issue	4,791,000	6,291,000	22 Apr 2005
Republika Slovenija	RS59	59 <sup>th</sup> issue	9,209,000	11,709,000	22 Apr 2005
<b>Republika Slovenija</b>	<b>RS58</b>	<b>58<sup>th</sup> issue</b>	<b>6,291,000</b>	<b>7,491,000</b>	<b>13 May 2005</b>
<b>Republika Slovenija</b>	<b>RS60</b>	<b>60<sup>th</sup> issue</b>	<b>2,000,000</b>	<b>5,800,000</b>	<b>13 May 2005</b>

FREE MARKET

SHARES

Issuer	Trading code	Type of share	Number of shares before extension	Number of shares after extension	Extension date
TOVARNA OLJA GEA	GSBG	common	846,600	1,254,960	21 Feb 2005

BONDS

Issuer	Trading code	Issue	Number of bonds before extension	Number of bonds after extension	Extension date
Slovenska odškodninska družba	SOS2E	2 <sup>nd</sup> issue	10,500,000	14,000,000	28 Apr 2005

EXPIRED BONDS IN YEAR 2005

Issuer	Trading code	Issue	Market	Last trading day
Republika Slovenija	RS28	28 <sup>th</sup> issue	official market	10 Jan 2005
Banka Celje	BCE6B	6 <sup>th</sup> issue B series	official market	9 Feb 2005
Republika Slovenija	RS17	17 <sup>th</sup> issue	official market	17 Feb 2005
Banka Celje	BCE3	3 <sup>rd</sup> issue	official market	23 Feb 2005
Nova Ljubljanska banka	NLB3	2 <sup>nd</sup> issue A series	official market	24 Feb 2005
Nova Ljubljanska banka	NLB4	2 <sup>nd</sup> issue B series	official market	24 Feb 2005
Abanka Vipava	VP02E	2 <sup>nd</sup> issue	official market	25 Mar 2005
Republika Slovenija	RS36	36 <sup>th</sup> issue	official market	11 Mar 2005
<b>SKB banka</b>	<b>SKB4A</b>	<b>4<sup>th</sup> issue series A</b>	<b>official market</b>	<b>26 May 2005</b>
<b>SKB banka</b>	<b>SKB4B</b>	<b>4<sup>th</sup> issue series B</b>	<b>official market</b>	<b>26 May 2005</b>

## F) LIST OF SECURITIES - MAY 2005

### F1) OFFICIAL MARKET (1)

#### CORPORATE BONDS

	Issuer	Trading code	First trading day	Nominal value of issue traded	Coupon interest rate	Maturity	Sector
1	ABANKA VIPA	AB03	14 June 1999	7 EURm	5% p.a.	1998-2005	banking
2	ABANKA VIPA	AB04	27 Dec 2000	10 EURm	6.25% p.a.	2000-2007	banking
3	ABANKA VIPA	AB05	26 Sept 2001	10 EURm	6% p.a.	2001-2006	banking
4	ABANKA VIPA	AB06	25 Nov 2002	13.5 EURm	5.9% p.a.	2002-2009	banking
5	ABANKA VIPA	AB07	30 Oct 2003	17.3 EURm	5.3% p.a.	2003-2010	banking
6	BANKA CELJE	BCE4	9 Feb 2001	10 EURm	6% p.a.	2000-2006	banking
7	BANKA CELJE	BCE5	19 Dec 2001	10 EURm	6% p.a.	2001-2007	banking
8	BANKA CELJE	BCE6A	30 Sept 2002	10 EURm	5.6% p.a.	2002-2008	banking
9	BANKA CELJE	BCE7	17 Nov 2003	10 EURm	5.15% p.a.	2003-2010	banking
10	BANKA CELJE	BCE8	26 Oct 2004	12.5 EURm	4.9% p.a.	2004-2011	banking
11	ABANKA VIPA	VIP3E	13 Nov 1996	2,556,459.41 EUR	7.5% p.a.	1996-2006	banking
12	ABANKA VIPA	VIP4E	3 Dec 1997	2,045,167.52 EUR	7% p.a.	1997-2007	banking
13	ABANKA VIPA	VIP5	24 Dec 1998	2 EURm	6% p.a.	1998-2008	banking
14	ABANKA VIPA	VIP6	6 Mar 2000	2 EURm	5.5% p.a.	1999-2009	banking
15	ABANKA VIPA	VIP7	19 July 2001	2 EURm	6.2% p.a.	2001-2010	banking
16	BLAGOVNO TRGOVINSKI CENTER	BTC1E	24 Feb 1997	17,383,924.96 EUR	10.5% p.a.	1996-2008	retail, wholesale and real estate trade
17	BLAGOVNO TRGOVINSKI CENTER	BTC2	6 Jun 2003	40 EURm	7% p.a.	2001-2011	retail, wholesale and real estate trade
18	HOTELI BERNARDIN	HTB1E	28 June 1999	10,225,837.62 EUR	8.5% p.a.	1999-2009	hotel and restaurant activities
19	NFD	NI01	21 Dec 1999	2,171.84 SITm	5.5% p.a. + TOM	1999-2006	investment consulting
20	NOVA KBM	KBM2	14 Nov 2000	9 EURm	5.9% p.a.	2000-2006	banking
21	NOVA KBM	KBM3	14 Nov 2001	2,000 SITm	5.8% p.a.+TOM	2001-2006	banking
22	NOVA KBM	KBM4	14 Nov 2001	9 EURm	6% p.a.	2001-2006	banking
23	NOVA KBM	KBM5	26 Oct 2004	6,000 SITm	5.3% p.a.	2004-2009	banking
24	NOVA KBM	KBM6	26 Oct 2004	5,000 SITm	4.5% p.a.	2004-2007	banking
25	NOVA LJUBLJANSKA BANKA	NLB5	27 Sept 2001	12 EURm	5.8% p.a.	2000-2005	banking
26	NOVA LJUBLJANSKA BANKA	NLB9	18 Jun 2003	10,847.4 SITm	8.5% p.a.	2002-2006	banking
27	NOVA LJUBLJANSKA BANKA	NLB10	18 Jun 2003	10,824.3 SITm	3% p.a. + TOM	2002-2007	banking
28	NOVA LJUBLJANSKA BANKA	NLB11	18 Jun 2003	26,326 EURm	5.1% p.a.	2002-2009	banking
29	NOVA LJUBLJANSKA BANKA	NLB12	14 Nov 2003	8,000 SITm	2.65% + TOM	2003-2008	banking
30	NOVA LJUBLJANSKA BANKA	NLB13	14 Nov 2003	11,733.5 SITm	7.0%	2003-2013	banking
31	DEZELNA BANKA SLOVENIJE	SZB3	15 Mar 2000	2,000 SITm	5.3% p.a. + TOM	1999-2005	banking
32	STANOVANJSKI SKLAD RS	SSR1E	4 July 1996	4,083,023.58 EUR	6% p.a.	1995-2010	national mortgage agency
33	STANOVANJSKI SKLAD RS	SSR2	30 June 1998	2,000 SITm	7.2% p.a. + TOM	1998-2008	national mortgage agency

#### MUNICIPAL and GOVERNMENT BONDS

	Issuer	Trading code	First trading day	Nominal value of issue traded	Coupon interest rate	Maturity	Sector
1	REPUBLIC OF SLOVENIA	RS10	14 June 1999	52,189.61 SITm	4.5% p.a. + TOM	1997-2007	government bond
2	REPUBLIC OF SLOVENIA	RS18	15 May 2000	50 EURm	6% p.a.	2000-2010	government bond
3	REPUBLIC OF SLOVENIA	RS21	18 Nov 2002	20,000 SITm	1% p.a. + TOM	2001-2015	government bond
4	REPUBLIC OF SLOVENIA	RS22	22 Feb 2001	8,000 SITm	4.7% p.a. + TOM	2001-2006	government bond
5	REPUBLIC OF SLOVENIA	RS23	20 Feb 2001	40 EURm	6% p.a.	2001-2011	government bond
6	REPUBLIC OF SLOVENIA	RS25	3 May 2001	8,000 SITm	4.7% p.a. + TOM	2001-2006	government bond
7	REPUBLIC OF SLOVENIA	RS26	14 June 2001	50 EURm	5.375% p.a.	2001-2011	government bond
8	REPUBLIC OF SLOVENIA	RS27	20 Dec 2001	17,000 SITm	4.7% p.a. + TOM	2001-2006	government bond
9	REPUBLIC OF SLOVENIA	RS29	25 Jan 2002	55 EURm	5.375% p.a.	2002-2012	government bond
10	REPUBLIC OF SLOVENIA	RS31	25 Jan 2002	2,974.68 SITm	4.7% p.a. + TOM	2002-2007	government bond
11	REPUBLIC OF SLOVENIA	RS32	25 Jan 2002	23,8655 EURm	5.375% p.a.	2002-2012	government bond
12	REPUBLIC OF SLOVENIA	RS33	9 Apr 2002	127.166 EURm	8% p.a.	2002-2022	government bond
13	REPUBLIC OF SLOVENIA	RS38	30 Apr 2002	100 EURm	5.63% p.a.	2002-2017	government bond
14	REPUBLIC OF SLOVENIA	RS39	18 Nov 2002	30,000 SITm	1% p.a. + TOM	2002-2008	government bond
15	REPUBLIC OF SLOVENIA	RS41	26 June 2002	12,000 SIT m	3.9% p.a. + TOM	2002-2007	government bond
16	REPUBLIC OF SLOVENIA	RS42	24 Jul 2002	12,000 SIT m	9% p.a.	2002-2005	government bond
17	REPUBLIC OF SLOVENIA	RS43	22 Oct 2002	15,600 SITm	3% p.a. + TOM	2002-2006	government bond
18	REPUBLIC OF SLOVENIA	RS44	29 Nov 2002	2,964.93 SITm	6.65% p.a.	2002-2012	government bond
19	REPUBLIC OF SLOVENIA	RS45	3 Dec 2002	12,112.49 SITm	8.2% p.a.	2002-2005	government bond
20	REPUBLIC OF SLOVENIA	RS48	10 Dec 2002	60 EURm	4.75% p.a.	2002-2012	government bond
21	REPUBLIC OF SLOVENIA	RS49	22 Jan 2003	29,78896 EUR m	4.75% p.a.	2003-2022	government bond
22	REPUBLIC OF SLOVENIA	RS50	11 Mar 2003	61,281,800 EUR	4.50% p.a.	2003-2013	government bond
23	REPUBLIC OF SLOVENIA	RS51	11 Mar 2003	44,470.5 SITm	7.75% p.a.	2003-2006	government bond
24	REPUBLIC OF SLOVENIA	RS52	17 Apr 2003	40,000 SITm	6.25% p.a.	2003-2008	government bond
25	REPUBLIC OF SLOVENIA	RS53	17 Apr 2003	100 EURm	4.875% p.a.	2003-2018	government bond
26	REPUBLIC OF SLOVENIA	RS54	29 Oct 2003	30,000 SITm	5.75% p.a.	2003-2013	government bond
27	REPUBLIC OF SLOVENIA	RS55	24 Feb 2004	40,000 SITm	5% p.a.	2004-2007	government bond
28	REPUBLIC OF SLOVENIA	RS56	24 Feb 2004	50,000 SITm	4.875% p.a.	2004-2009	government bond
29	REPUBLIC OF SLOVENIA	RS57	29 Mar 2004	90,000 SITm	4.875% p.a.	2004-2014	government bond
30	REPUBLIC OF SLOVENIA	RS58	2 Feb 2005	74,910 SITm	3.25% p.a.	2005-2008	government bond
31	REPUBLIC OF SLOVENIA	RS59	2 Feb 2005	117,090 SITm	4% p.a.	2005-2016	government bond
32	REPUBLIC OF SLOVENIA	RS60	14 Apr 2005	58,000 SITm	3.5% p.a.	2005-2010	government bond

**TOM** (abbreviation for: "temeljna obrestna mera"- base interest rate) - indexation factor, calculated as twelve month average of monthly consumer price index



## F1) OFFICIAL MARKET (2)

### COMMON SHARES

	Issuer	Trading code	First trading day	Nominal value of issue listed	Number of shares traded	Isin code	Sector
1	AERODROM, LJUBLJANA	AELG	8 Oct 1997	1,936.229 SITm	1,936,229	SI 003110327 6	airport services
2	COMET, ZREČE	CHZG	2 Nov 1998	1,700.688 SITm	1,700,688	SI 003110440 7	grinding wheels and other non-metals production
3	DELO, LJUBLJANA	DELR	13 Jan 1999	667.464 SITm	667,464	SI 003110445 6	publishing
4	DELO PRODAJA	DPRG	12 Feb 2001	593.549 SITm	593,549	SI 003110707 9	trade
5	EMONA OBALA	EOKG	7 Jan 1998	1,741.456 SITm	1,741,456	SI 003110268 2	commerce
6	ETOL, CELJE	ETOG	21 Feb 1997	2,546.19 SITm	254,619	SI 003110133 8	essential oils and fragrances production
7	GEODETSKI ZAVOD SLOVENIJE	GZRG	8 Jan 2001	379.820 SITm	379,820	SI 003111033 9	surveying and cartography
8	GORENJE, VELENJE	GRVG	10 Nov 2000 (2 June 1998 free market)	12,200 SITm	12,200,000	SI 003110407 6	household appliances
9	INTEREUROPA, KOPER	IEKG	12 Jan 1998	7,902.413 SITm	7,902,413	SI 003110009 0	retail trade
10	ISTRABENZ, KOPER	ITBG	16 June 1997	5,180 SITm	5,180,000	SI 003110207 0	holding companies management
11	KOMPAS MTS	MTSG	8 Dec 2000	2,973.005 SITm	2,973,005	SI 003110370 6	catering service, border-crossing and tourist services
12	KRKA TOVARNA ZDRAVIL, NOVO MESTO	KRKG	4 Nov 1997	14,170.448 SITm	3,542,612	SI 003110212 0	pharmaceutical & chemical industry
13	LUKA KOPER	LKPG	20 Nov 1996	7,140 SITm	7,140,000	SI 003110134 6	transport
14	MERCATOR, LJUBLJANA	MELR	22 Dec 1997	32,085.04 SITm	3,208,504	SI 003110008 2	commerce industry, agriculture
15	MERKUR, NAKLO	MER	30 Nov 1998	12,145.85 SITm	1,214,585	SI 003110463 9	wholesale and retail trade
16	MLINOTEST, AJDOVŠČINA	MAJG	3 Apr 2000	2,389.177 SITm	2,389,177	SI 003110820 0	food processing industry
17	NIKA, BREŽICE	NIKA	23 June 1992	479.688 SITm	479,688	SI 003110079 3	financial consultancy and services
18	PETROL, LJUBLJANA	PETG	5 May 1997	12,517.806 SITm	2,086,301	SI 003110215 3	crude-oil and gas trade
19	PIVOVARNA LAŠKO	PILR	1 Feb 2000	8,576.801 SITm	8,576,801	SI 003110741 8	brewery
20	PIVOVARNA UNION	PULG	6 Mar 2000	4,511.14 SITm	451,114	SI 003110907 5	brewery and soft drinks
21	RADENSKA, RADENCI	RARG	3 Apr 1997	5,061.856 SITm	5,061,856	SI 003110230 2	health resort
22	SALUS, LJUBLJANA	SALR	16 Jan 1992	134.98 SITm	134,980	SI 003110568 5	full-line pharmaceutical wholesale
23	SAVA, KRANJ	SAVA	6 Jan 2000	20,069.87 SITm	2,006,987	SI 003110845 7	chemicals
24	TERME ČATEŽ	TCRG	26 Aug 1993	3,587.496 SITm	597,916	SI 003110063 7	health resort
25	ŽITO, LJUBLJANA	ZTOG	20 Mar 2000	3,487.65 SITm	348,765	SI 003110844 0	flour, bread, pasta and sweets production

### PREFERRED SHARES

	Issuer	Trading code	First trading day	Nominal value of issue listed	Number of shares traded	Isin code	Sector
1	PROBANKA, MARIBOR	PRBP	30 Mar 1993	396.085 SITm	396,085	SI 002120040 5	banking

## TRADED SECURITIES - MAY 2005

### F2) FREE MARKET (1)

#### CORPORATE BONDS

	Issuer	Trading code	First trading day	Nominal value of issue traded	Interest rate	Maturity	Sector
1	ABANKA VIPA	AB08	22 Sep 2004	10 EURm	4.9% p.a.	2003-2011	banking
2	ABANKA VIPA	AB09	22 Sep 2004	10 EURm	4.7% p.a.	2003-2011	banking
3	ABANKA VIPA	AB10	7 Mar 2005	21 EURm	4.6% p.a.	2004-2011	banking
4	AUTOCOMMERCE	ACL1E	15 Dec 1997	11,401,808.95 EUR	8% p.a.	1997-2006	foreign and domestic trade, service and production
5	BANKA KOPER	BKP4	21 Dec 2000	2,000 SITm	6% p.a. + TOM	2000-2005	banking
6	BANKA ZASAVJE	BZ03	27 Jul 2004	5 EURm	4.5% p.a.	2004-2011	banking
7	FMR	FMR1	5 May 2005	5 EURm	4.6% p.a.	2004-2009	holding companies management
8	FACTOR BANKA	FB06	23 May 2005	4,196 EURm	2% + 6month EURIBOR	2002-2009	banking
9	FACTOR BANKA	FB08	10 May 2005	6.3 EURm	4.8% p.a.	2003-2008	banking
10	FACTOR BANKA	FB09	10 May 2005	5,927 EURm	4.8% p.a.	2004-2014	banking
11	FACTOR BANKA	FB10	10 May 2005	1,184 SITm	4.25% p.a.	2004-2007	banking
12	KD INVESTMENTS	KDO1E	24 July 1996	4,090,335.05 EUR	10% p.a.	1996-2006	investment
13	NOVA LJUBLJANSKA BANKA	NLB7	22 Nov 2002	6,250 SITm	10% p.a.	2002-2005	banking
14	NOVA LJUBLJANSKA BANKA	NLB8	22 Nov 2002	14,276 EURm	5.5% p.a.	2002-2007	banking
15	NOVA LJUBLJANSKA BANKA	NLB14	6 Jul 2004	17 EURm	5% p.a.	2003-2008	banking
16	NOVA LJUBLJANSKA BANKA	NLB15	1 Dec 2004	13,112.6 SITm	4.8% p.a.	2004-2012	banking
17	POSLOVNI SISTEM MERCATOR	MEO1	10 Feb 2005	36.54 EURm	4.8% p.a.	2004-2011	banking
18	POŠTNA BANKA SLOVENIJE	PBS2	27 Dec 2002	1,500 SITm	6% + TOM	2000-2007	commerce industry, agriculture
19	POŠTNA BANKA SLOVENIJE	PBS3	27 Dec 2002	1,795.5 SITm	5.3% + TOM	2000-2005	banking
20	POŠTNA BANKA SLOVENIJE	PBS5	6 Jan 2004	10 EURm	4.8% p.a.	2004-2008	banking
21	POTEZA NALOŽBE	PNO1	29 Sep 2004	10 EURm	5.25% p.a.	2003-2011	enterprise and business counseling
22	PROBANKA, MARIBOR	PRB4	15 Mar 2000	5 EURm	5.5% p.a.	1999-2007	banking
23	PROBANKA, MARIBOR	PRB5	26 Apr 2002	7.85 EURm	6.25% p.a.	2001-2006	banking
24	PROBANKA, MARIBOR	PRB6	30 Jul 2003	6.5 EURm	5.7% p.a.	2002-2008	banking
25	PROBANKA, MARIBOR	PRB7	5 May 2004	12 EURm	5.2% p.a.	2004-2010	banking
26	SIP, STROJNA INDUSTRIJA	SIPBE	19 June 2000	1,763,958.99 EUR	6% p.a.	1999-2009	manufacturing farm equipment
27	DEŽELNA BANKA SLOVENIJE	SZB4	1 Apr 2004	6,753 EURm	6% p.a.	2004-2007	banking

#### INSURANCE

	Issuer	Trading code	First trading day	Nominal value of issue traded	Coupon interest rate	Maturity	Sector
1	ZAVAROVALNICA TRIGLAV	ZT01	2 Jun 2004	30 EURm	5.125% p.a.	2003-2013	insurance

#### MUNICIPAL and GOVERNMENT BONDS

	Issuer	Trading code	First trading day	Nominal value of issue traded	Coupon interest rate	Maturity	Sector
1	DARS	DRS1	30 Dec 2004	13,430 SITm	5.1% p.a.	2004-2024	performing financial engineering, preparatory, organization and policy making of building, maintenance of road network and management of super highways in Republic of Slovenia
2	SLOVENSKA ODŠKODNINSKA DRUŽBA	SOS2E	7 Apr 1997	715.82 EURm	6% p.a.	1996-2016	meeting commitments deriving from denationalisation process
3	STANOVANJSKI SKLAD RS	SSR3	8 May 2001	2,000 SITm	6.1% p.a. + TOM	2001-2011	national mortgage agency

**TOM** (abbreviation for: "temeljna obrestna mera" - base interest rate) - indexation factor calculated as twelve month average of monthly consumer price index

## F2) FREE MARKET (2)

### COMMON SHARES

Issuer	Trading code	First trading day	Nominal value of issue traded	Number of shares traded	Isin code	Sector
1 AGROKOMBINAT, MARIBOR	AKMG	24 Sep 1999	403.808 SITm	403.808	SI 003110433 2	retail, fooder production for livestock, meat and milk products, granary services
2 AKTIVA AVANT, LJUBLJANA	AAPG	12 Sep 2003	2.951.872 SITm	2.951.872	SI 002111191 7	other financial intermediation
3 AKTIVA INVEST, LJUBLJANA	AKIR	27 May 2003	815.773 SITm	815.773	SI 02111135 4	enterprise & business counselling
4 AKTIVA NALOŽBE, LJUBLJANA	ATPG	27 Feb 2004	13.591.508 SITm	13.591.508	SI 002111216 2	holding companies management
5 ALPETOUR POTOVALNA AGENCIJA	APAG	2 Aug 2000	748.680 SITm	374.340	SI 003110989 3	passengers transport
6 ARKADA HOLDING, LJUBLJANA	AR1R	13 Jan 2004	6.640.325 SITm	6.640.325	SI 002111207 1	holding companies management
7 AVTOPREVOZNIŠTVO IN SERVISI, VELENJE	ASVG	1 Sep 1997	308.696 SITm	308.696	SI 003110315 1	transport company
8 BELINKA HOLDING	BELG	19 Oct 2000	2.702.532 SITm	2.702.532	SI 003110216 1	holding companies management
9 CAPITA	CAP1	5 Sep 1997	315.963 SITm	315.963	SI 002110003 5	holding companies management
10 CAP NALOŽBE	CPNR	12 Jan 2005	537.332 SITm	537.332	SI 002111326 9	holding companies management
11 CERTIUS INVEST	CRIR	16 Sep 2003	3.091.062 SITm	3.091.062	SI 002111192 5	other financial intermediation
12 CETIS, CELJE	CETG	10 Mar 1997	2.400 SITm	200.000	SI 003110084 3	paper industry and graphics
13 CINKARNA, CELJE	CICG	6 Mar 1998	4.874.862 SITm	812.477	SI 003110380 5	metallurgic and chemical industry
14 COLOR, MEDVODE	COMG	15 Jan 1998	1.900.782 SITm	950.391	SI 003110360 7	resin, colours and varnish industry
15 CREINA, KRANJ	CRKG	21 Feb 2000	194.376 SITm	48.594	SI 003110915 8	production and wholesale of agricultural and industrial machines and gadgets
16 D HOLDING	DHLR	12 Jan 2005	718.1 SITm	718.100	SI 002111325 1	holding companies management
17 DANA, MIRNA	DMRG	7 June 1999	404.231 SITm	404.231	SI 003110520 6	secondary industry of fruit processing and production of alcohol and non-alcohol drinks
18 DZS, LJUBLJANA	DZS	12 May 1999	1.429.368 SITm	1.429.368	SI 003110527 1	publishing and trading
19 EGOLES, ŠKOFJA LOKA - V LIKVIDACIJI	GKRG	17 Sep 1999	51.399 SITm	51.399	SI 003110714 5	forest management and sale of wood products
20 ELMO, LJUBLJANA	IELG	22 Feb 2001	708 SITm	708.000	SI 003111026 3	electrical installations
21 ETRA 33	ETRG	7 Nov 2002	454.23 SITm	45.423	SI 003110712 9	production of electromotors, generators and transformers
22 FINIRA	FIRR	10 Oct 2002	2.179.206 SITm	2.179.206	SI 002111138 8	holding companies management
23 FOND INVEST	MHLG	30 Jan 2001	595.241 SITm	595.241	SI 003111007 3	holding companies management
24 FRUCTAL, AJDOVŠČINA	FRAG	6 Jan 1998	2.504.151 SITm	2.504.151	SI 003110359 9	food-processing industry
25 GEA COLLEGE	GEAL	5 Jan 1995	248.2 SITm	248.200	SI 003110080 1	consulting
26 GEA TOVARNA OLJA	GSBG	30 June 1996	1.254.96 SITm	1.254.960	SI 003110129 6	oil - producing industry
27 GORENJSKI TISK, KRANJ	GTKG	19 Sep 1996	1.070.328 SITm	1.070.328	SI 003110119 7	graphics services
28 GORIŠKE OPEKARNE, RENČE	GORG	8 Mar 1999	523.634 SITm	523.634	SI 003110499 3	production of different clay brick products
29 GOZDNO GOSPODARSTVO BLED	GGBG	27 Dec 1999	611.9 SITm	611.900	SI 003110737 6	forest management
30 GRADIS GP	GLJG	12 July 1999	609.5 SITm	304.750	SI 003110393 8	construction
31 GRAND HOTEL UNION	GHUG	5 Jan 2000	1.814.613 SITm	1.814.613	SI 003110865 5	hotel industry
32 HELIOS, DOMŽALE	HDOG	19 Sep 1996	2.198.61 SITm	219.861	SI 003110114 8	intermediary on fuel, mine sector
33 HIROTEHNIK, LJUBLJANA	VHLG	5 July 1999	2.198.61 SITm	384.472	SI 003110551 1	building industry and protection against flood damage
34 HOTEL PALACE, PORTOROŽ	PALG	7 Oct 1997	2.346.102 SITm	2.346.102	SI 003110330 0	hotel industry
35 HRAM HOLDING	ST1R	27 Jan 2004	4.346.667 SITm	4.346.667	SI 002111210 5	holding companies management
36 IMP ČRPALKE	ICRG	9 Sep 1998	333.034 SITm	333.034	SI 003110434 0	production of pumps
37 IMP KLIMAT	KLLG	26 Apr 2002	353.9 SITm	353.900	SI 003111114 7	production of air conditioning equipment
38 INFOND HOLDING	IFFR	23 Sept 2002	16.833.414 SITm	16.833.414	SI 002111076 0	holding companies management
39 INFOND HOLDING 1	IFHR	22 Jul 2004	3.777.004 SITm	3.777.004	SI 002111308 7	holding companies management
40 INLES, RIBNICA	IHPG	8 Oct 1999	1.387.19 SITm	693.595	SI 003110745 9	production of furniture
41 INTARA, LJUBLJANA	INTR	5 Jan 1995	101 SITm	101.000	SI 003110114 8	brokerage house
42 INTERTRADE ITA	INRG	20 Oct 1997	695.31 SITm	69.531	SI 003110333 4	mechanical engineering representative
43 INTERTRADE ITS	ITSG	24 Apr 1998	1.260 SITm	1.260.000	SI 003110394 6	information and computer service
44 ISKRA AVTOELEKTRIKA	IALG	26 Oct 2004	3.216.626 SITm	1.608.313	SI 003110704 6	production of electrical equipment for machinery and vehicles
45 JADRAN, SEŽANA	JASG	23 Sep 1996	165.302 SITm	165.302	SI 003110154 4	commerce industry
46 JATA EMONA	JAMR	15 Jan 2002	3.197.534 SITm	3.197.534	SI 003111109 7	production and retailing of poultry meat
47 JAVOR, PIVKA	JPIG	13 Nov 2000	1.194.7 SITm	1.194.700	SI 003110910 9	production of plywood, bound and layer wood, fibre and other slabs
48 JELEN, SLOVENSKE KONJICE	JESG	29 Nov 1999	67.798 SITm	67.798	SI 003110430 8	restaurant & hotel capacities
49 JUTEKS, ŽALEC	JTKG	2 Nov 1999	641.432 SITm	641.432	SI 003110786 3	carpet production on various linings
50 KD HOLDING	KDHR	5 Feb 2001	10.988.272 SITm	1.373.534	SI 003111046 1	holding companies management
51 KEMA, PUČONCI	KEPG	17 Dec 1998	217.346 SITm	217.346	SI 003110420 9	production of special buildingmaterials
52 KLASJE, CELJE	KLKG	2 July 1999	820.343 SITm	820.343	SI 003110548 7	bread, pastries and sweets production
53 KOMPAS HOTELI, KRANJSKA GORA	KHKG	31 May 1996	1.627 SITm	162.700	SI 003110052 0	tourism, hotel industry
54 KOŠAKI TMI, MARIBOR	TKMG	11 Oct 1999	432.36 SITm	43.236	SI 003110424 1	secondary meat industry and production of meat products
55 KRONA HOLDING	KRHR	9 May 2002	1.287.121 SITm	1.287.121	SI 002111124 8	holding companies management
56 KS2 NALOŽBE	KS2G	22 Dec 2003	10.911.34 SITm	10.911.340	SI 002111203 0	holding companies management
57 L EGOLES	LEGG	27 Dec 2004	206.896 SIT m	206.896	SI 003111324 2	forest management and sale of wood products
58 LESNINA	MILG	12 Jan 2002	2.906.81SITm	76.495	SI 003111116 2	wholesale and retail of furniture
59 LESNINA EMMI, SLOVENSKA BISTRICA	LSBG	8 May 1996	689.49 SITm	689.490	SI 003110035 5	aluminium and wood production
60 ŽITO INTES	IMTG	9 Mar 2000	2.518.194 SITm	2.518.194	SI 003110920 8	cereal processing and production of farinaceous food

## F2) FREE MARKET (3)

### COMMON SHARES

	Issuer	Trading code	First trading day	Nominal value of issue traded	Number of shares traded	Isin code	Sector
61	LIP BLEĐ	LLBG	12 Jan 2000	1,942.454 SITm	1,942,454	SI 003110871 3	wood manufacturing
62	LIV POSTOJNA	LIVG	16 Nov 1999	1,616 SITm	161,600	SI 003110796 2	production of vacuum cleaners, plastic tubes and fittings, bicycles, hydraulic elevators and concrete mixers
63	LIZ INŽENIRING, LJUBLJANA	LIZG	11 Mar 1999	123,846 SITm	123,846	SI 003110371 4	consulting and engineering in object construction
64	MARINA, PORTOROŽ	MAPG	19 Sep 1996	627,864 SITm	313,932	SI 003110058 7	naautical and hotel industry
65	MAKSIMA HOLDING	MAHR	6 May 2003	6,399.85 SITm	6,399,850	SI 002111151 1	holding companies management
66	MAKSIMA INVEST	MKIR	26 Oct 2004	7,451.949 SITm	7,451,949	SI 002111319 4	holding companies management
67	MEDALJON, MARIBOR	MEDR	12 Oct 1999	1,734 SITm	1,734,000	SI 003110691 5	management of holding companies, business operations of own real estate and renting own real estate
68	MEDVEŠEK PUŠNIK, LJUBLJANA	MPL	12 Dec 1997	160 SITm	80,000	SI 002110324 5	financial consulting
69	MELAMIN, KOČEVJE	MKOG	23 Sep 1996	349,913 SITm	349,913	SI 00311020 1	chemical industry
70	MERCATA	MROA	27 Jul 2004	2,891.874 SITm	2,891,874	SI 002111199 0	holding companies management
71	METALKA TRGOVINA	MTGG	2 Jul 2004	1,152.048 SITm	1,152,048	SI 003110566 9	retail trade in unspecial stores
72	MESNA INDUSTRIJA PRIMORSKE	MIPG	19 June 2000	1,478.742 SITm	1,478,742	SI 003110969 5	meat processing industry; wholesale and retail trade with provisions
73	MITOL, SEŽANA	MISG	15 May 1997	687.627 SITm	687,627	SI 003110271 6	production and sale of adhesive substances and resinous compound
74	MKT PRINT	MKTG	11 Oct 1999	1,039.54 SITm	103,954	SI 003110094 2	printing, publishing, retail and wholesale
75	MODRA LINIJA HOLDING	MLHR	20 Nov 2002	1,882.991 SIT m	1,882,991	SI 002111058 8	holding companies management
76	M1	M1R	4 Aug 2004	2,681.638 SITm	2,681,638	SI 002111311 1	holding companies management
77	NAMA, LJUBLJANA	NALN	30 Apr 2004	953.795 SITm	953,795	SI 003110269 0	retail trade and renting of business premises
78	NFD HOLDING	NFZR	10 Dec 2003	31,859.997 SITm	31,859,997	SI 002111200 6	holding companies management
79	NIKO, ŽELEZNIKI	NKPG	17 Sep 1999	358.75 SITm	35,875	SI 003110717 8	office material, industrial paper-clips, electromagnets and other metal mechanisms production
80	PLAMA PUR	POPG	6 Dec 1999	686.798 SITm	686,798	SI 003110822 6	production and refashioning of poliuretanic (plastic) foams
81	POM-INVEST	POIR	19 Oct 2001	2,241.983 SITm	2,241,983	SI 002111098 4	holding companies management
82	POM-NALOŽBE	PPIG	13 May 2004	2,296.5 SITm	2,296,500	SI 002111303 8	holding companies management
83	RTC KRVAVEC	RKRG	17 Oct 1997	2,311.468 SITm	1,155,734	SI 003110328 4	ski resort
84	SATURNUS EMBALAŽA, LJUBLJANA	SELR	3 Nov 1997	672.512 SITm	84,064	SI 003111175 8	production of package
85	SIJAJ, HRASTNIK	SIHG	7 Oct 1999	268.8 SITm	26,880	SI 003110742 6	production of decorative lights and metal products
86	KD GROUP	SKDR	21 Dec 2000	372.872 SITm	186,436	SI 003111016 4	holding companies management
87	SLOVENJALEŠ, LJUBLJANA	SLLG	8 May 1996	2,733.77 SITm	273,377	SI 003110040 5	commerce, engineering, representation
88	SVILANIT, KAMNIK	SKAG	14 Apr 1997	820.814 SITm	410,407	SI 003110245 0	textile industry
89	TEKSTINA, AJDOVŠČINA	TEAG	12 Feb 1997	1,503.057 SITm	1,503,057	SI 03110221 1	textile industry
90	TERME DOBRNA	ZDDG	5 July 1999	692.542 SITm	692,542	SI 03110539 6	medical services, tourist and hotel trade
91	TOSAMA, DOMŽALE	TODG	13 Sep 1996	2,956.7 SITm	295,670	SI 003110136 1	sanitary material production
92	TOVARNA SLADKORJA ORMOŽ	TSOR	12 Apr 1996	4,971.63 SITm	497,163	SI 003110020 7	sugar production
93	TRDNJAVA HOLDING	TROR	31 Mar 2004	2,593.123 SITm	2,593,123	SI 002111219 6	holding companies management
94	TRDNJAVA I HOLDING	TR1R	31 Mar 2004	891.75 SITm	891,750	SI 002111220 4	holding companies management
95	TRIGLAV NALOŽBE	TRSG	7 Apr 2004	13,182.366 SITm	13,182,366	SI 002111223 8	holding companies management
96	TRIGLAV, finančna družba	TFDR	4 Mar 2003	6,356.989 SITm	6,356,989	SI 002111120 6	holding companies management
97	TUB SWATY, MARIBOR	TUBG	30 Dec 1997	1,155.76 SITm	288,940	SI 003110344 1	production and trade of knife grinders
98	UNITAS ARMATURE	USLG	26 Nov 1998	145.115 SITm	145,115	SI 003110467 0	production of sanitary, water and gas fittings
99	UNIT-AS NEPREMIČNINE, LJUBLJANA	USAR	20 Feb 2003	173.377 SITm	173,377	SI 003111147 7	trading with own real estate
100	UPIMO GROUP, LJUBLJANA	UPGR	9 July 19997	215 SITm	215,000	SI 002110266 8	counseling services on trading and marketing and financial engineering
101	VELANA, LJUBLJANA	VLJG	23 Dec 2002	1,409.645 SITm	1,409,645	SI 003110069 4	non-clothing textile manufacturer
102	VIPA HOLDING	VHDR	5 Nov 2003	7,347.565 SITm	7,347,565	SI 002111131 3	other financial intermediation
103	VIZIJA HOLDING	VIHR	17 Mar 2003	2,277.503 SITm	2,277,503	SI 002111125 5	holding companies management
104	VIZIJA HOLDING ENA	VZPG	3 Feb 2004	2,129.725 SITm	2,129,725	SI 002111211 3	holding companies management
105	ZDRAVILIŠČE ROGAŠKA	RGS	11 Feb 1999	898.11 SITm	898,110	SI 003110489 4	health resort
106	ZLATA MONETA II finančna družba	ZM2R	13 Nov 2003	8,232.861 SITm	8,232,861	SI 002111198 2	other financial intermediation
107	ZVON ENA HOLDING	ZVHR	30 Oct 2003	11,520.72 SITm	11,523,260	SI 002111177 6	holding companies management
108	ZVON DVA HOLDING	ZV2R	25 Feb 2004	14,120.934 SITm	14,120,934	SI 002111215 4	holding companies management
109	ŽELEZARNA RAVNE - MONTER DRAVOGRAD	ZMDG	17 Sep 1999	336.225 SITm	336,225	SI 003110696 4	management of investment portfolios of subsidiaries

### PREFERRED SHARES

	Issuer	Trading code	First trading day	Nominal value of issue traded	Number of shares traded	Isin code	Sector
1	KD HOLDING	KDHP	18 July 2001	2,131.304 SITm	266,413	SI 003120050 2	holding companies management
2	ZDRAVILIŠČE ROGAŠKA	RGP	11 Feb 1999	55.7 SITm	27,850	SI 003120028 8	health resort

## F2) FREE MARKET (4)

### CLOSED-END FUNDS

	Issuer	Trading code	First trading day	Nominal value of issue traded	Number of shares traded	Isin code	Sector
1	MAKSIMA, delniška ID	MAIR	21 May 2003	7,811.823 SITm	7,811,823	SI 002111152 9	investment fund
2	INFOND ID	IFIR	23 Sept 2002	8,132.314 SITm	8,132,314	SI 002111078 6	investment fund
3	INFOND ID 1	IFDR	2 Aug 2004	4,956.471 SITm	4,956,471	SI 002111307 9	investment fund
4	KD ID	KDIN	9 Feb 2001	9,204.61 SITm	92,046,145	SI 002111023 2	investment fund
5	KRONA SENIOR	SNON	8 Dec 1998	7,317.04 SITm	73,170,428	SI 002110590 1	investment fund
6	MODRA LINIJA	MLON	7 Apr 1998	3,415,383,300 SIT	34,156,833	SI 002110596 8	investment fund
7	NFD 1 DELNIŠKI INVESTICIJSKI SKLAD	NFIN	26 Oct 1998	15,833.01 SITm	160,580,300	SI 002110600 8	investment fund
8	TRIGLAV STEBER 1, delniška ID	TG1R	11 Aug 2004	14,746.743 SITm	14,746,743	SI 002111312 9	investment fund
9	VIPA INVEST	VIIN	13 Nov 2003	3,079.247 SITm	3,079,247	SI 002111132 1	investment fund
10	ZLATA MONETA I	ZM1N	31 Mar 1999	13,659.56 SITm	136,595,600	SI 002110617 2	investment fund
11	ZVON ENA ID	ZVIR	24 Nov 2003	2,277.577 SITm	2,277,577	SI 002111178 4	investment fund