



MONTHLY STATISTICS
LJUBLJANA STOCK EXCHANGE

August 2005
Year XI., No. 08/05

TURNOVER (BLOCK TRADES EXCLUDED)

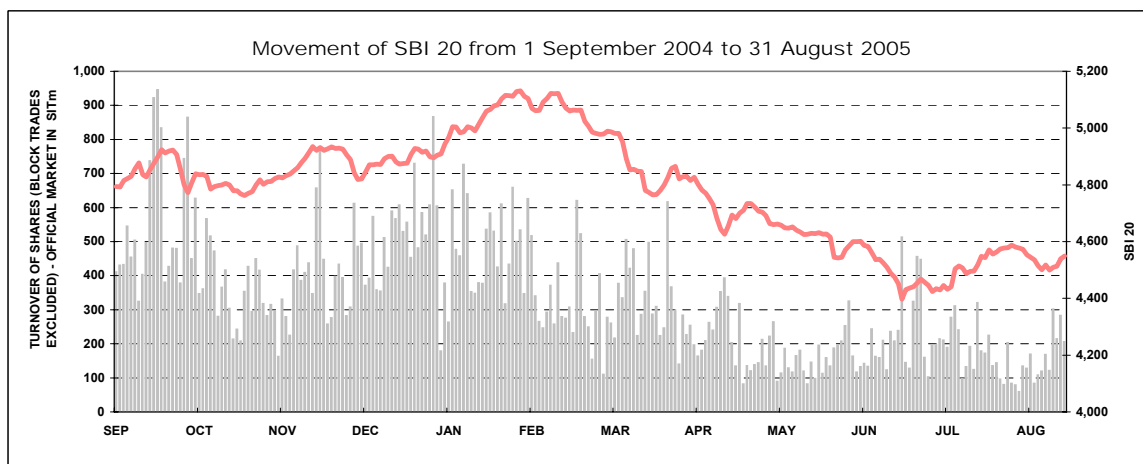
Market	Turnover (in EURm)	Volume in pieces	Number of bargains
Official market	15.65	349,244	4,270
Shares	13.84	196,967	3,793
Bonds	1.81	152,277	477
Semi-official market	12.44	3,319,877	13,636
Shares	5.28	972,005	8,784
Bonds	3.26	57,185	343
Closed-end funds	3.90	2,290,687	4,509
Short-term securities	0.00	0	0
Total	28.10	3,669,121	17,906

NOMINAL RETURN

STOCK EXCHANGE INDICES	Nominal return in August 2005	Nominal return in Year 2005
Slovene stock exchange index (SBI 20)	0.02%	-7.24%
Investment fund index (PIX)	-1.06%	-7.26%
Bond index (BIO)	-0.33%	-0.63%

MARKET SIZE

Market	Market capitalisation (in EURm)	Number of securities	Number of issuers
Official market	8,973.17	90	33
Shares	4,556.64	25	25
Bonds	4,416.54	65	8
Semi-official market	3,553.81	147	130
Shares	1,822.61	104	102
Bonds	1,041.00	33	18
Closed-end funds	690.20	10	10
Short term securities	-	10	1
Total	12,526.98	237	158





ISSUER

Ljubljana Stock Exchange Inc.
Slovenska 56
1000 Ljubljana

INFORMATIONS

E-mail:	info@ljse.si
Phone:	+386 1 47-10-211 +386 1 47-10-205
Contact persons:	Nataša Žabkar, Darja Jermaniš

STATISTICS ON WEB:

<http://www.ljse.si/cgi-bin/jve.cgi?doc=1989&sid=oW6SxKEMNaGgXs4b>

Investment Point of Slovenia

BORZA
LIUBLJANA STOCK EXCHANGE

Contact Contents SLO
Search

WHAT'S NEW STATISTICAL DATA FOR ISSUERS FOR INVESTORS ABOUT THE LISE

Welcome
Welcome to the Ljubljana Stock Exchange website!

QUICK LINKS
SEOnet
Daily price list
List of members
LJSE Indices
Statistical data

INDICES AS AT Sep 13. 2005

Index	Change %
SBI20	0.01% ▲
PIX	-0.11% ▼
BIO	0.00%

Ascending, SBI20, 4,568.07 + 0.01%

TOP FIVE SECURITIES AS AT Sep 12. 2005

Symbol	Value	Change in %	Turnover (in SIT mio)
RGP	400.00	100.00% ▲	1.58
KDHR	13,550.53	3.20% ▲	27.84
SELR	34,050.00	2.87% ▲	1.02
LKPG	7,337.01	1.90% ▲	19.52
AAPG	430.50	1.48% ▲	126.72

ABOUT THE LISE
Market capitalisation (SIT mio): 3,008,878
Turnover (SIT mio): 511,329,779
No of securities: 237

NEW
New Official Price List
LJSE Liquidity Criteria

MEDIA ROOM
Detailed information about Ljubljana

WHAT'S NEW
Issuer's announcements >>
September 8. 2005
MERKUR, d.d., Naklo - Summary of unaudited half-yearly...
August 29. 2005
GORENJE, d.d., Velenje - Notice on the qualified stake
August 26. 2005
GORENJE, d.d., Velenje - The change in the portion of the...
Stock Exchange announcements >>
Statistical announcements >>

OSI goren
slovene stock exchange index

SEOnet
Company news on SEOnet

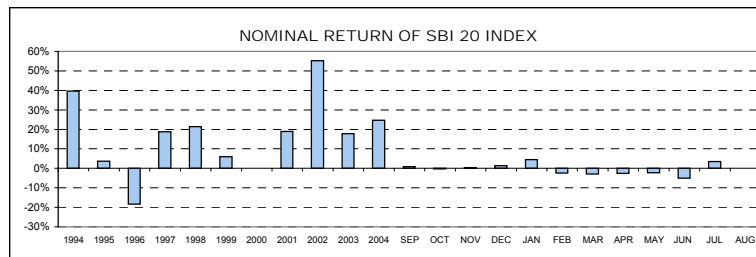
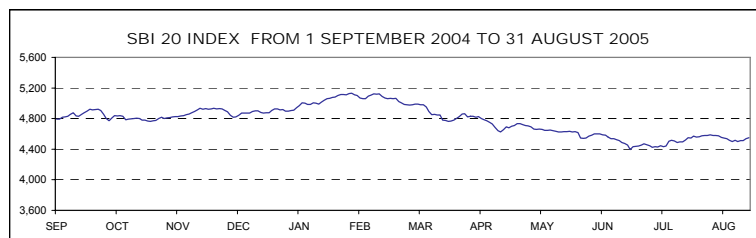
INDEX

	Page
A) STOCK EXCHANGE INDICES	1
A1) Values, yields and movements of Stock Exchange Indices	1
A2) Index compositions	3
B) NUMBER OF ISSUERS, TRADED SECURITIES AND MEMBERS	4
C) TURNOVER	5
C1) Monthly turnover by securities on official market	5
C2) Monthly turnover by securities on semi-official market	7
C3) Most traded securities	12
C4) Turnover by LJSE members	13
C5) Monthly turnover in Years 2004 and 2005	14
D) MARKET CAPITALISATION	17
D1) Market capitalisation of shares	18
D2) Market capitalisation of bonds	21
D3) Market capitalisation of investment funds	23
E) OTHER	24
E1) Indicators (shares on official market)	24
E2) Ownership and net inflow of foreign portfolio investments	25
E3) Record values	26
E4) New listed securities and changes	27
F) LIST OF SECURITIES	29
F1) Official market	29
F2) Semi-official market	31

A) STOCK EXCHANGE INDICES

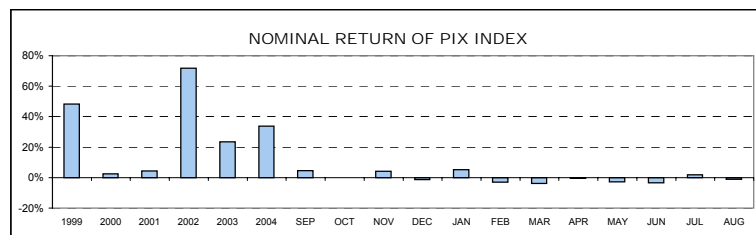
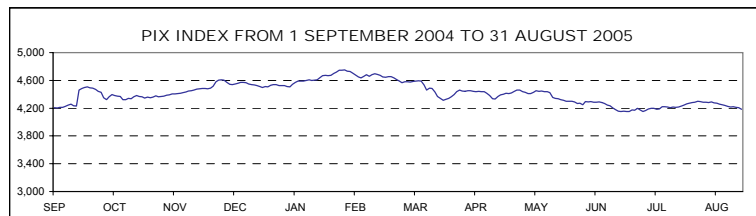
SBI 20 - SLOVENE STOCK EXCHANGE INDEX

Year	Max	Date	Min	Date	Close	Nominal return
1994	1,598.03	28 June 1994	1,131.23	21 Oct 1994	1,396.81	39.68%
1995	1,590.17	9 Nov 1995	1,016.99	13 July 1995	1,448.75	3.72%
1996	1,589.18	13 Mar 1996	891.93	10 Sept 1996	1,183.26	-18.33%
1997	1,655.36	10 Feb 1997	1,156.14	6 Jan 1997	1,404.70	18.71%
1998	2,026.47	10 Aug 1998	1,378.49	6 Jan 1998	1,705.77	21.43%
1999	1,981.87	19 Feb 1999	1,679.48	5 Jan 1999	1,806.26	5.89%
2000	1,903.66	24 Jan 2000	1,584.23	25 May 2000	1,807.94	0.09%
2001	2,159.35	19 Dec 2001	1,700.24	25 Apr 2001	2,151.59	19.01%
2002	3,547.64	8 Nov 2002	2,194.34	3 Jan 2002	3,356.44	56.00%
2003	4,034.53	5 Dec 2003	3,067.67	3 Jul 2003	3,931.64	17.14%
2004	4,935.29	15 Nov 2004	3,922.74	5 Jan 2004	4,904.48	24.74%
Year 2005	Max	Date	Min	Date	Close	Nominal return
January	5,128.56	31 Jan 2005	4,908.79	3 Jan 2005	5,128.56	4.57%
February	5,131.61	1 Feb 2005	5,005.88	28 Feb 2005	5,005.88	-2.39%
March	4,989.02	7 Mar 2005	4,764.25	23 Mar 2005	4,858.45	-2.95%
April	4,865.12	1 Apr 2005	4,625.88	20 Apr 2005	4,734.72	-2.55%
May	4,734.07	3 May 2005	4,625.17	23 May 2005	4,627.39	-2.27%
June	4,615.29	1 Jun 2005	4,396.80	30 Jun 2005	4,396.80	-4.98%
July	4,548.44	29 Jul 2005	4,396.80	1 Jul 2005	4,548.44	3.45%
August	4,587.76	10 Aug 2005	4,499.58	25 Aug 2005	4,549.32	0.02%



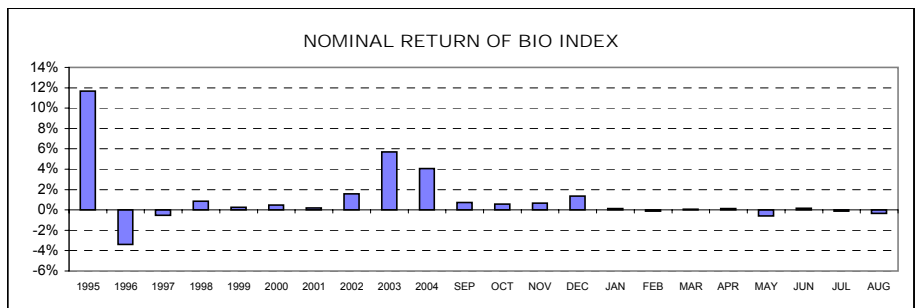
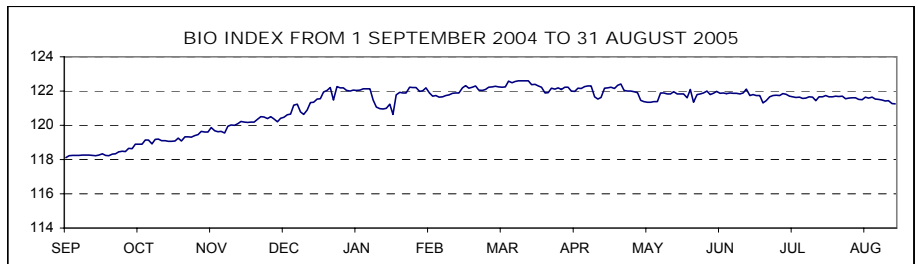
PIX - INVESTMENT FUNDS INDEX

Year	Max	Date	Min	Date	Close	Nominal return
1999	1,633.77	8 Sep 1999	965.15	5 Jan 1999	1,483.50	48.35%
2000	1,572.13	17 Jan 2000	1,097.07	25 May 2000	1,520.79	2.51%
2001	1,588.02	28 Dec 2001	1,328.44	23 May 2001	1,588.02	4.42%
2002	3,013.05	27 Nov 2002	1,551.00	3 Jan 2002	2,729.73	71.89%
2003	3,374.22	29 Dec 2003	2,558.26	12 Mar 2003	3,372.03	23.53%
2004	4,606.40	26 Nov 2004	3,367.18	5 Jan 2004	4,513.38	33.85%
Year 2005	Max	Date	Min	Date	Close	Nominal return
January	4,752.47	31 Jan 2005	4,508.47	3 Jan 2005	4,752.47	5.30%
February	4,732.50	1 Feb 2005	4,614.44	28 Feb 2005	4,614.44	-2.90%
March	4,595.54	10 Mar 2005	4,312.28	23 Mar 2005	4,440.03	-3.78%
April	4,462.86	1 Apr 2005	4,330.72	20 Apr 2005	4,419.03	-0.47%
May	4,460.03	4 May 2005	4,299.59	30 May 2005	4,299.72	-2.70%
June	4,300.80	1 Jun 2005	4,152.75	29 Jun 2005	4,157.40	-3.31%
July	4,230.39	29 Jul 2005	4,153.26	1 Jul 2005	4,230.39	1.76%
August	4,297.43	8 Aug 2005	4,185.75	31 Aug 2005	4,185.75	-1.06%



BIO - STOCK EXCHANGE BOND INDEX

Year	Max	Date	Min	Date	Close	Nominal return
1995	113.52	14 Dec 1995	100.46	5 July 1995	111.68	11.68%
1996	111.96	8 Jan 1996	106.61	28 June 1996	107.89	-3.39%
1997	110.97	8 Apr 1997	104.90	29 Jan 1997	107.31	-0.54%
1998	108.22	30 Dec 1998	101.68	25 May 1998	108.22	0.85%
1999	110.52	4 Feb 1999	104.53	16 Aug 1999	108.50	0.26%
2000	109.63	15 Dec 2000	103.96	9 June 2000	109.03	0.49%
2001	110.08	17 Sept 2001	107.81	21 Mar 2001	109.25	0.20%
2002	111.06	27 Dec 2002	107.17	12 Mar 2002	110.96	1.57%
2003	118.14	21 Nov 2003	110.20	24 Jan 2003	117.27	5.69%
2004	122.27	27 Dec 2004	116.28	14 Jan 2004	122.04	4.07%
Year 2004	Max	Date	Min	Date	Close	Nominal return
January	122.23	27 Jan 2005	120.63	20 Jan 2005	122.20	0.13%
February	122.31	22 Feb 2005	121.65	10 Feb 2005	122.06	-0.12%
March	122.60	16 Mar 2005	121.89	29 Mar 2005	122.16	0.08%
April	122.33	29 Apr 2005	121.53	20 Apr 2005	122.33	0.14%
May	122.41	3 May 2005	121.34	13 May 2005	121.61	-0.59%
June	122.11	28 Jun 2005	121.35	6 Jun 2005	121.80	0.16%
July	121.85	13 July 2005	121.31	5 Jul 2005	121.67	-0.11%
August	121.74	1 Aug 2005	121.26	31 Aug 2005	121.26	-0.33%



A2) INDEX COMPOSITIONS

COMPOSITION OF SLOVENE STOCK EXCHANGE INDEX - SBI 20 ON 31 AUGUST 2005 *

Issuer	Trading code	Adjusted number of shares	Base value in SIT	Adjusted share	Sector	Market capitalisation (free float) of index on 31 Aug 2005	Sector share
KRKA	KRKG	691,785	30,026.12	10.00	pharmaceuticals	57,629,170,179 SIT	10.79%
PETROL	PETG	826,858	22,251.50	10.00	oil and gas	52,092,062,269 SIT	9.76%
MERCATOR	MELR	1,471,687	4,520.37	10.00	trade	55,924,150,151 SIT	17.06%
GORENJE	GRVG	9,491,805	2,157.29	10.00	household appliances	53,153,348,656 SIT	9.96%
SAVA	SAVA	1,239,343	16,791.89	10.00	industrial conglomerates	53,875,504,340 SIT	16.82%
PIVOVARNA LAŠKO	PILR	7,256,866	6,199.69	9.82	food and beverages	55,125,766,608 SIT	12.12%
MERKUR	MER	996,094	18,003.70	7.20	trade	35,168,124,647 SIT	
LUKA KOPER	LKPG	5,115,201	2,310.79	7.19	transport	36,805,098,843 SIT	17.23%
INTEREUROPA	IEKG	6,006,900	4,919.17	7.11	transport	33,101,503,002 SIT	
ISTRABENZ	ITBG	4,329,907	2,700.00	6.58	industrial conglomerates	35,941,345,633 SIT	
AERODROM LJUBLJANA	AELG	1,936,229	11,492.98	4.14	transport	22,073,591,469 SIT	
TERME ČATEŽ	TCRG	381,720	39,457.14	2.65	health resort	13,551,823,440 SIT	2.54%
DELO	DELR	391,642	29,663.00	2.18	publishing	12,023,409,400 SIT	2.25%
ŽITO	ZTOG	300,312	18,007.22	1.78	food and beverages	9,588,142,308 SIT	
ETOL	ETOG	148,546	49,033.53	1.35	chemicals	7,869,967,080 SIT	
Market capitalisation of index						533,923,008,023.00	
Share of market capitalisation (shares official market) in index							48.91%

COMPOSITION OF INVESTMENT FUNDS INDEX - PIX ON 31 AUGUST 2005

Issuer	Trading code	Adjusted number of shares	Base value in SIT	Adjusted share	Market capitalisation of index on 31 Aug 2005
KD ID	KDIR	8,940,566	577.40	15.00	20,260,037,801 SIT
NFD 1 DELNIŠKI INVESTICIJSKI SKLAD	NF1N	63,116,182	65.42	15.00	20,182,030,356 SIT
INFOND ID	IFIR	8,132,314	1691.31	14.31	19,486,569,484 SIT
ZLATA MONETA I, ID	ZM1N	136,595,600	23.56	14.31	17,406,377,308 SIT
MAKSIMA ID	MAIR	7,811,823	1707.96	13.89	18,629,088,663 SIT
KRONA SENIOR	SN0N	73,170,428	26.93	8.29	11,236,050,924 SIT
MODRA LINIJA	ML0G	34,156,833	170.00	5.86	8,377,304,862 SIT
VIPA INVEST	VIIN	3,079,247	1674.92	4.66	6,192,581,264 SIT
ZVON ENA ID	ZVIR	2,277,577	2500.14	4.64	6,301,235,631 SIT
INFOND ID 1	IFDR	4,956,471	1232.99	4.06	5,578,210,722 SIT
Market capitalisation of index					133,649,487,015 SIT
Share of market capitalisation (inv.funds) in index					80.82%

COMPOSITION OF STOCK EXCHANGE BOND INDEX - BIO ON 31 AUGUST 2005

Bonds	Trading code	Base value	Share
SLOVENSKA ODŠKODNINSKA DRUŽBA 2 nd issue	SOS2E	104.03	50.00
REPUBLIKA SLOVENIJA 26 th issue	RS26	106.00	18.59
REPUBLIKA SLOVENIJA 53 rd issue	RS53	103.50	15.73
REPUBLIKA SLOVENIJA 38 th issue	RS38	114.00	14.00
REPUBLIKA SLOVENIJA 29 th issue	RS29	105.00	1.68

B) NUMBER OF ISSUERS, TRADED SECURITIES AND MEMBERS

	31 Dec 2002	31 Dec 2003	31 Dec 2004	31 Jul 2005	31 Aug 2005
NUMBER OF ISSUERS	191	181	172	160	158
Official market	48	45	40	33	33
Shares	35	32	29	25	25
Bonds	15	13	11	8	8
Semi-official market	148	141	137	132	130
Shares	101	102	111	104	102
Bonds	14	12	15	18	18
Authorised closed-end funds	29	18	-		
Closed-end funds	4	8	11	10	10
Short term securities	1	1	1	1	1
	31 Dec 2002	31 Dec 2003	31 Dec 2004	31 Jul 2005	31 Aug 2005
NUMBER OF SECURITIES	266	254	254	239	237
Official market	109	106	105	90	90
Shares	36	32	29	25	25
Bonds	73	74	76	65	65
Semi-official market	156	148	149	149	147
Shares	104	104	113	106	104
Bonds	19	18	25	33	33
Authorised closed-end funds	29	18	-		
Closed-end funds	4	8	11	10	10
Short term securities	10	10	10	10	10
	31 Dec 2002	31 Dec 2003	31 Dec 2004	31 Jul 2005	31 Aug 2005
NUMBER OF MEMBERS	27	27	27	27	27

C) TURNOVER

C1) TURNOVER BY SECURITIES ON OFFICIAL MARKET IN AUGUST 2005

1. Shares

Issue	Total (block trades excluded) (in SIT)	Total (block trades excluded) (in EUR)	Block trades (in SIT)	Cross trades (in SIT)	Share in total turnover (block trades excluded) on official market	Share in turnover (block trades excluded) of shares	Volume in pieces (block trades excluded)	Number of bargains (block trades excluded)
Total shares	3,316,597,466	13,843,497	4,032,251,280	258,885,112	88.46%	100.00%	196,967	3,793
Common shares	3,315,760,483	13,840,003	4,032,251,280	258,761,129	88.43%	99.97%	196,832	3,787
1 KRKA	1,153,805,541	4,816,003	337,689,564	105,586,256	30.77%	34.79%	14,079	1,072
2 PETROL	491,631,418	2,052,074	60,432,000	33,984,840	13.11%	14.82%	7,734	532
3 MERCATOR	381,422,981	1,592,063	455,550,000	44,547,170	10.17%	11.50%	10,174	368
4 GORENJE	298,454,762	1,245,742	3,093,875,716	7,839,368	7.96%	9.00%	52,997	326
5 PIVOVARNA LAŠKO	244,890,518	1,022,169	45,026,240	6,384,257	6.53%	7.38%	33,194	250
6 INTEREUROPA	162,720,698	679,207	0	11,740,592	4.34%	4.91%	28,741	240
7 LUKA KOPER	136,730,714	570,712	39,677,760	3,203,563	3.65%	4.12%	18,691	187
8 SAVA	85,652,046	357,513	0	8,270,755	2.28%	2.58%	1,997	167
9 MERKUR	79,065,521	330,017	0	12,893,356	2.11%	2.38%	2,221	118
10 AERODROM LJUBLJANA	69,679,123	290,840	0	3,689,054	1.86%	2.10%	6,082	92
11 ŽITO	52,892,357	220,770	0	6,818,914	1.41%	1.59%	1,594	99
12 ISTRABENZ	47,548,076	198,468	0	8,878,472	1.27%	1.43%	5,716	139
13 DELO	46,965,102	196,032	0	0	1.25%	1.42%	1,542	37
14 ETOL	24,586,584	102,625	0	2,126,330	0.66%	0.74%	452	36
15 SALUS, LJUBLJANA	12,718,842	53,087	0	2,257,502	0.34%	0.38%	101	16
16 TERME ČATEŽ	9,842,267	41,081	0	71,000	0.26%	0.30%	273	34
17 EMONA OBALA	7,583,744	31,654	0	85,980	0.20%	0.23%	8,928	21
18 PIVOVARNA UNION	5,307,104	22,152	0	0	0.14%	0.16%	136	23
19 GEODETSKI ZAVOD SLOVENIJE	2,001,020	8,352	0	168,720	0.05%	0.06%	886	4
20 COMET	1,098,098	4,584	0	215,000	0.03%	0.03%	500	14
21 KOMPAS MTS	847,197	3,536	0	0	0.02%	0.03%	706	3
22 DELO PRODAJA	264,270	1,103	0	0	0.01%	0.01%	53	4
23 MLINOTEST	52,500	219	0	0	0.00%	0.00%	35	5
24 NIKA	0	0	0	0	0.00%	0.00%	0	0
Preferred shares	836,983	3,494	0	123,983	0.02%	0.03%	135	6
1 PROBANKA	836,983	3,494	0	123,983	0.02%	0.03%	135	6

2. Bonds

Issue	Total (block trades excluded) (in SIT)	Total (block trades excluded) (in EUR)	Block trades (in SIT)	Cross trades (in SIT)	Share in total turnover (block trades excluded) on official market	Share in turnover (block trades excluded) of bonds	Volume in pieces (block trades excluded)	Number of bargains (block trades excluded)
Total bonds	432,873,509	1,806,820	22,594,198,771	138,799,098	11.54%	100.00%	152,277	477
1 REPUBLIKA SLOVENIJA 39 th issue	98,562,143	411,399	0	16,447,317	2.63%	22.77%	124,167	360
2 REPUBLIKA SLOVENIJA 21 th issue	83,298,054	347,686	0	0	2.22%	19.24%	10,060	13
3 REPUBLIKA SLOVENIJA 60 th issue	54,835,500	228,887	1,734,163,320	54,835,500	1.46%	12.67%	5,525	2
4 NLB 13 th issue	37,560,000	156,782	45,600,000	0	1.00%	8.68%	313	3
5 REPUBLIKA SLOVENIJA 57 th issue	34,726,537	144,946	1,639,391,520	5,664,067	0.93%	8.02%	3,216	6
6 REPUBLIKA SLOVENIJA 56 th issue	30,656,760	127,958	705,741,500	0	0.82%	7.08%	2,951	8
7 REPUBLIKA SLOVENIJA 59 th issue	16,958,568	70,787	8,743,798,900	14,183,620	0.45%	3.92%	1,668	10
8 REPUBLIKA SLOVENIJA 58 th issue	16,107,396	67,232	1,196,623,500	16,107,396	0.43%	3.72%	1,621	4
9 BANKA CELJE 7 th issue	14,950,023	62,400	35,385,626	0	0.40%	3.45%	600	1
10 BANKA VIPA 7 th issue	11,707,089	48,865	0	11,707,089	0.31%	2.70%	340	2
11 REPUBLIKA SLOVENIJA 54 th issue	5,900,505	24,629	505,621,205	5,900,505	0.16%	1.36%	519	9
12 NLB 11 th issue	4,797,601	20,026	0	4,797,601	0.13%	1.11%	19	1
13 REPUBLIKA SLOVENIJA 49 th issue	3,778,664	15,772	0	0	0.10%	0.87%	39	4
14 REPUBLIKA SLOVENIJA 55 th issue	2,952,263	12,323	1,379,733,800	641,403	0.08%	0.68%	290	7
15 REPUBLIKA SLOVENIJA 53 rd issue	2,444,049	10,201	0	1,143,919	0.07%	0.56%	94	7
16 REPUBLIKA SLOVENIJA 32 nd issue	2,436,921	10,172	0	882,531	0.06%	0.56%	94	7
17 REPUBLIKA SLOVENIJA 51 st issue	2,286,880	9,545	0	2,286,880	0.06%	0.53%	220	4
18 REPUBLIKA SLOVENIJA 29 th issue	2,232,241	9,317	0	208,715	0.06%	0.52%	86	8
19 NLB 10 th issue	1,899,000	7,926	0	1,899,000	0.05%	0.44%	18	4
20 BTC 2 nd issue	1,391,175	5,807	0	687,367	0.04%	0.32%	298	3
21 REPUBLIKA SLOVENIJA 26 th issue	1,348,197	5,628	0	508,842	0.04%	0.31%	53	8
22 REPUBLIKA SLOVENIJA 38 th issue	1,146,597	4,786	0	0	0.03%	0.26%	41	4
23 REPUBLIKA SLOVENIJA 18 th issue	779,790	3,255	0	779,790	0.02%	0.18%	30	1
24 BANKA VIPA 3 rd issue	117,556	491	0	117,556	0.00%	0.03%	15	1
25 ABANKA 3 rd issue	0	0	0	0	0.00%	0.00%	0	0
26 ABANKA 4 th issue	0	0	0	0	0.00%	0.00%	0	0
27 ABANKA 5 th issue	0	0	0	0	0.00%	0.00%	0	0
28 ABANKA 6 th issue	0	0	0	0	0.00%	0.00%	0	0
29 ABANKA VIPA 7 th issue	0	0	0	0	0.00%	0.00%	0	0
30 BANKA CELJE 4 th issue	0	0	0	0	0.00%	0.00%	0	0
31 BANKA CELJE 5 th issue	0	0	0	0	0.00%	0.00%	0	0
32 BANKA CELJE 6 th issue, A series	0	0	0	0	0.00%	0.00%	0	0
33 BANKA CELJE 8 th issue	0	0	0	0	0.00%	0.00%	0	0
34 BANKA VIPA 4 th issue	0	0	0	0	0.00%	0.00%	0	0
35 BANKA VIPA 5 th issue	0	0	0	0	0.00%	0.00%	0	0
36 BANKA VIPA 6 th issue	0	0	0	0	0.00%	0.00%	0	0
37 BTC HIPOTEKARNE	0	0	0	0	0.00%	0.00%	0	0
38 HOTELI BERNARDIN	0	0	0	0	0.00%	0.00%	0	0
39 NLB 12 th issue	0	0	0	0	0.00%	0.00%	0	0
40 NLB 16 th issue	0	0	2,960,814,000	0	0.00%	0.00%	0	0
41 NLB 17 th issue	0	0	2,075,017,000	0	0.00%	0.00%	0	0
42 NLB 3 rd issue	0	0	0	0	0.00%	0.00%	0	0
43 NLB 9 th issue	0	0	0	0	0.00%	0.00%	0	0
44 NOVA KBM 2 nd issue	0	0	0	0	0.00%	0.00%	0	0
45 NOVA KBM 3 rd issue, A series	0	0	0	0	0.00%	0.00%	0	0
46 NOVA KBM 3 rd issue, B series	0	0	0	0	0.00%	0.00%	0	0
47 NOVA KBM 5 th issue	0	0	0	0	0.00%	0.00%	0	0
48 NOVA KBM 6 th issue	0	0	59,826,000	0	0.00%	0.00%	0	0
49 NOVA KBM 7 th issue	0	0	1,512,482,400	0	0.00%	0.00%	0	0
50 NOVA KBM 8 th issue	0	0	0	0	0.00%	0.00%	0	0
51 REPUBLIKA SLOVENIJA 10 th issue	0	0	0	0	0.00%	0.00%	0	0
52 REPUBLIKA SLOVENIJA 22 nd issue	0	0	0	0	0.00%	0.00%	0	0
53 REPUBLIKA SLOVENIJA 23 rd issue	0	0	0	0	0.00%	0.00%	0	0
54 REPUBLIKA SLOVENIJA 25 th issue	0	0	0	0	0.00%	0.00%	0	0
55 REPUBLIKA SLOVENIJA 27 th issue	0	0	0	0	0.00%	0.00%	0	0
56 REPUBLIKA SLOVENIJA 31 st issue	0	0	0	0	0.00%	0.00%	0	0
57 REPUBLIKA SLOVENIJA 33 rd issue	0	0	0	0	0.00%	0.00%	0	0
58 REPUBLIKA SLOVENIJA 43 rd issue	0	0	0	0	0.00%	0.00%	0	0
59 REPUBLIKA SLOVENIJA 44 th issue	0	0	0	0	0.00%	0.00%	0	0
60 REPUBLIKA SLOVENIJA 45 th issue	0	0	0	0	0.00%	0.00%	0	0
61 REPUBLIKA SLOVENIJA 48 th issue	0	0	0	0	0.00%	0.00%	0	0
62 REPUBLIKA SLOVENIJA 50 th issue	0	0	0	0	0.00%	0.00%	0	0
63 REPUBLIKA SLOVENIJA 52 nd issue	0	0	0	0	0.00%	0.00%	0	0
64 STANOVANJSKI SKLAD RS 1 st issue	0	0	0	0	0.00%	0.00%	0	0
65 STANOVANJSKI SKLAD RS 2 nd issue	0	0	0	0	0.00%	0.00%	0	0
Total official market	3,749,470,975	15,650,317	26,626,450,051	397,684,210	100.00%	-	349,244	4,270

C2) TURNOVER BY SECURITIES ON SEMI-OFFICIAL MARKET IN AUGUST 2005

1. Shares (1)

issue	Total (block trades excluded) (in SIT)	Total (block trades excluded) (in EUR)	Block trades (in SIT)	Cross trades (in SIT)	Share in total turnover (block trades excluded) on semi-official market	Share in turnover (block trades excluded) of shares	Volume in pieces (block trades excluded)	Number of bargains (block trades excluded)
Total shares	1,265,993,437	5,284,264	95,488,026	391,061,494	42.46%	100.00%	972,005	8,784
Total common shares	1,239,157,655	5,172,251	95,488,026	388,050,197	41.56%	97.88%	967,554	8,364
1 ZVON ENA HOLDING	151,989,363	634,415	0	75,068,158	5.10%	12.01%	77,148	374
2 KD HOLDING	134,871,480	562,956	0	90,106,369	4.52%	10.65%	11,164	1,064
3 AKTIVA INVEST	118,923,797	496,384	0	43,466,804	3.99%	9.39%	6,260	696
4 NFD HOLDING	80,894,958	337,656	0	20,137,523	2.71%	6.39%	105,599	769
5 INFOND HOLDING	74,426,869	310,656	0	3,409,565	2.50%	5.88%	77,253	348
6 AKTIVA NALOŽBE	58,509,018	244,215	0	37,143,140	1.96%	4.62%	61,585	607
7 FRUCTAL	47,089,379	196,552	0	2,456,275	1.58%	3.72%	32,624	106
8 HRAM HOLDING	41,472,174	173,105	31,937,250	27,180,746	1.39%	3.28%	61,582	203
9 CINKARNA CELJE	36,711,973	153,236	0	1,799,124	1.23%	2.90%	1,423	34
10 JUTEKS	34,736,503	144,989	0	2,344,500	1.17%	2.74%	1,271	59
11 LESNINA	33,794,596	141,059	0	8,907,201	1.13%	2.67%	121	32
12 ZVON DVA HOLDING	32,193,292	134,374	0	850,533	1.08%	2.54%	75,788	399
13 HELIOS, DOMŽALE	30,814,297	128,618	0	3,537,009	1.03%	2.43%	146	46
14 MAKSIMA INVEST	27,737,999	115,781	0	12,149,759	0.93%	2.19%	66,222	390
15 VIPA HOLDING	24,625,640	102,787	0	0	0.83%	1.95%	26,767	161
16 AKTIVA AVANT	24,236,529	101,162	0	6,740,292	0.81%	1.91%	65,002	100
17 ISKRA AVTOELEKTRIKA	23,326,273	97,365	0	1,800,000	0.78%	1.84%	2,595	30
18 MAKSIMA HOLDING	22,523,669	94,014	0	6,471,818	0.76%	1.78%	26,498	383
19 ETRA 33	21,680,345	90,494	0	1,812,230	0.73%	1.71%	225	40
20 ZLATA MONETA II	14,671,504	61,239	0	980,352	0.49%	1.16%	32,165	233
21 KS2 NALOŽBE	14,202,259	59,282	0	923,391	0.48%	1.12%	14,755	138
22 TRIGLAV, FINANČNA DRUŽBA	13,392,900	55,902	0	2,282,750	0.45%	1.06%	11,646	241
23 MODRA LINIJA HOLDING	13,026,905	54,375	0	2,593,357	0.44%	1.03%	13,945	243
24 ARKADA HOLDING	11,203,436	46,763	0	692,630	0.38%	0.88%	12,432	72
25 UNITAS, LJUBLJANA	10,267,435	42,856	0	442,810	0.34%	0.81%	5,703	34
26 BELINKA	9,561,549	39,909	0	0	0.32%	0.76%	2,173	46
27 INFOND HOLDING 1	9,359,235	39,065	33,340,416	130,808	0.31%	0.74%	15,681	324
28 TRIGLAV NALOŽBE	9,336,613	38,971	0	1,624,500	0.31%	0.74%	24,570	246
29 SLOVENIJALES	8,373,762	34,952	0	868,035	0.28%	0.66%	675	22
30 POM-INVEST	7,288,574	30,422	0	5,300,054	0.24%	0.58%	6,644	83
31 CETIS	6,418,290	26,790	0	265,000	0.22%	0.51%	194	25
32 TEKSTINA	6,045,915	25,236	0	2,737,560	0.20%	0.48%	15,116	24
33 TOSAMA	5,822,765	24,304	0	1,123,500	0.20%	0.46%	541	23
34 HIDROTEHNIK	5,115,608	21,353	0	359,508	0.17%	0.40%	2,312	17
35 HOTELI PALACE	4,794,422	20,012	0	675,900	0.16%	0.38%	3,177	31
36 ALPETOUR POTOVALNA AGENCIJA	4,337,853	18,106	0	3,868,803	0.15%	0.34%	1,668	18
37 VELANA	3,876,494	16,180	0	387,108	0.13%	0.31%	6,449	17
38 UNIT-AS LJUBLJANA	3,850,600	16,073	0	0	0.13%	0.30%	783	8
39 VIZIJA HOLDING	3,754,100	15,670	0	0	0.13%	0.30%	5,363	47
40 CERTIUS INVEST	3,518,163	14,685	0	941,993	0.12%	0.28%	8,196	38
41 MERCATA	3,333,415	13,914	0	704,006	0.11%	0.26%	8,080	53
42 SIJAJ HRASTNIK	3,198,435	13,350	0	3,154,335	0.11%	0.25%	1,136	2
43 VIZIJA HOLDING ENA	3,023,400	12,620	0	0	0.10%	0.24%	5,039	47
44 POM-NALOŽBE	2,572,550	10,738	0	688,500	0.09%	0.20%	9,535	90
45 ZDRAVILIŠČE ROGAŠKA	2,449,260	10,224	0	2,254,200	0.08%	0.19%	16,301	9
46 M1	2,370,420	9,894	0	25,350	0.08%	0.19%	6,078	52
47 KLASJE CELJE	2,154,916	8,995	0	2,108,842	0.07%	0.17%	5,458	4
48 FINIRA	2,115,063	8,828	0	113,759	0.07%	0.17%	5,407	58
49 KD GROUP	1,985,009	8,285	0	1,505,009	0.07%	0.16%	17	4
50 KRONA HOLDING	1,966,950	8,210	0	298,800	0.07%	0.16%	4,371	19
51 PLAMA - PUR	1,950,910	8,143	0	350,100	0.07%	0.15%	776	7
52 IMP ČRPALKE LJUBLJANA	1,908,929	7,968	0	242,929	0.06%	0.15%	953	13
53 JATA EMONA	1,711,125	7,142	0	54,120	0.06%	0.14%	1,961	9
54 LIV POSTOJNA	1,585,000	6,616	0	0	0.05%	0.13%	93	8
55 MIP	1,235,324	5,156	0	288,000	0.04%	0.10%	647	21
56 TRDNJAVA HOLDING	1,142,624	4,769	0	280,438	0.04%	0.09%	4,131	15
57 FOND INVEST	1,042,160	4,350	0	436,006	0.03%	0.08%	945	48
58 SATURNUS EMBALAŽA	1,042,000	4,349	0	662,000	0.03%	0.08%	31	4
59 JADRAN	1,037,253	4,330	0	13,833	0.03%	0.08%	225	6
60 LIP BLEJ	1,008,408	4,209	0	109,300	0.03%	0.08%	834	14
61 MEDALJON	998,881	4,169	0	0	0.03%	0.08%	461	6
62 GRAND HOTEL UNION	845,244	3,528	0	0	0.03%	0.07%	311	6
63 TRDNJAVA I HOLDING	796,947	3,326	0	482,672	0.03%	0.06%	2,649	8
64 MITOL SEŽANA	748,050	3,122	0	0	0.03%	0.06%	173	3
65 NAMA	721,665	3,012	0	366,465	0.02%	0.06%	325	4
66 LESNINA EMMI	652,950	2,725	0	0	0.02%	0.05%	1,105	4
67 GOZDNO GOSPODARSTVO BLEJ	634,222	2,647	0	356,618	0.02%	0.05%	352	6
68 DZS	621,821	2,595	0	112,221	0.02%	0.05%	119	4
69 DANA	602,000	2,513	0	382,000	0.02%	0.05%	301	8
70 JAVOR PIVKA	599,986	2,504	0	280,944	0.02%	0.05%	1,131	5

1. Shares (2)

Issue	Total (block trades excluded) (in SIT)	Total (block trades excluded) (in EUR)	Block trades (in SIT)	Cross trades (in SIT)	Share in total turnover (block trades excluded) on semi-official market	Share in turnover (block trades excluded) of shares	Volume in pieces (block trades excluded)	Number of bargains (block trades excluded)
71 IMP KLIMAT	523,600	2,185	0	0	0.02%	0.04%	238	1
72 TOVARNA SLADKORJA ORMOŽ	498,000	2,079	0	396,500	0.02%	0.04%	80	3
73 INTERTRADE ITS	496,500	2,072	0	0	0.02%	0.04%	331	5
74 ŽELEZARNA RAVNE - MONTER DRAVOGRAD	435,100	1,816	0	0	0.01%	0.03%	303	3
75 GEA	404,110	1,687	0	199,260	0.01%	0.03%	516	3
76 CAPITA	394,900	1,648	0	0	0.01%	0.03%	718	2
77 AGROKOMBINAT MARIBOR	316,250	1,320	0	119,150	0.01%	0.02%	349	5
78 COLOR	248,695	1,038	0	187,200	0.01%	0.02%	140	7
79 AVTOPREVOZNIŠTVO IN SERVISI	182,490	762	0	15,960	0.01%	0.01%	1,738	8
80 TERME DOBRNA	176,579	737	0	0	0.01%	0.01%	119	5
81 MEDVEŠEK PUŠNIK	131,985	551	30,210,360	65,985	0.00%	0.01%	6	2
82 GEA COLLEGE	121,400	507	0	121,400	0.00%	0.01%	100	1
83 ŽITO INTES	103,400	432	0	0	0.00%	0.01%	416	4
84 MK TISKARNA	97,500	407	0	0	0.00%	0.01%	39	1
85 CREINA	95,190	397	0	95,190	0.00%	0.01%	19	1
86 MARINA PORTOROŽ	89,700	374	0	0	0.00%	0.01%	9	4
87 INLES	10,803	45	0	0	0.00%	0.00%	27	1
88 GORIŠKE OPEKARNE	0	0	0	0	0.00%	0.00%	0	0
89 LIZ INŽENIRING	0	0	0	0	0.00%	0.00%	0	0
90 GRADIS, GP LJUBLJANA	0	0	0	0	0.00%	0.00%	0	0
91 METALKA TRGOVINA	0	0	0	0	0.00%	0.00%	0	0
92 SWATY	0	0	0	0	0.00%	0.00%	0	0
93 GORENJSKI TISK	0	0	0	0	0.00%	0.00%	0	0
94 NIKO	0	0	0	0	0.00%	0.00%	0	0
95 KOŠAKI TMI	0	0	0	0	0.00%	0.00%	0	0
96 INTERTRADE ITA	0	0	0	0	0.00%	0.00%	0	0
97 KEMA PUCONCI	0	0	0	0	0.00%	0.00%	0	0
98 MELAMIN	0	0	0	0	0.00%	0.00%	0	0
99 INTARA	0	0	0	0	0.00%	0.00%	0	0
100 ELMO	0	0	0	0	0.00%	0.00%	0	0
101 EGOLES	0	0	0	0	0.00%	0.00%	0	0
102 RTC KRVAVEC	0	0	0	0	0.00%	0.00%	0	0
103 JELEN GOSTINSKO PODJETJE	0	0	0	0	0.00%	0.00%	0	0
Preferred shares	26,835,782	112,013	0	3,011,297	0.90%	2.12%	4,451	420
1 KD HOLDING	26,835,782	112,013	0	3,011,297	0.90%	2.12%	4,451	420
2 PRVA POKOJNINSKA DRUŽBA	0	0	0	0	0.00%	0.00%	0	0
3 ZDRAVILIŠČE ROGAŠKA	0	0	0	0	0.00%	0.00%	0	0

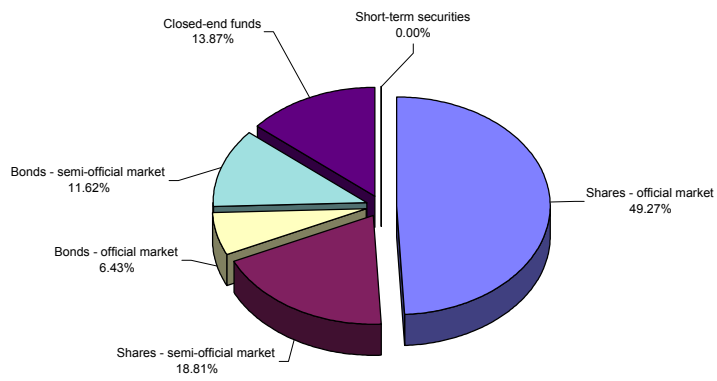
2. Bonds

Issue	Total (block trades excluded) (in SIT)	Total (block trades excluded) (in EUR)	Block trades (in SIT)	Cross trades (in SIT)	Share in total turnover (block trades excluded) on semi-official market	Share in turnover (block trades excluded) of bonds	Volume in pieces (block trades excluded)	Number of bargains (block trades excluded)
Total bonds	782,020,445	3,264,171	1,687,405,702	148,683,184	26.23%	100.00%	57,185	343
1 SLOV. ODŠKODNINSKA DRUŽBA 2 nd issue	697,819,766	2,912,715	75,455,780	68,063,005	23.40%	89.23%	54,401	325
2 CIMOS 1 st issue	35,090,650	146,468	777,835,749	35,090,650	1.18%	4.49%	1,374	2
3 ABANKA VIPA 9 th issue	12,469,457	52,050	0	12,469,457	0.42%	1.59%	500	1
4 NLB 15 th issue	10,535,000	43,972	570,618,000	10,535,000	0.35%	1.35%	100	1
5 PROBANKA 6 th issue	6,835,321	28,531	0	6,835,321	0.23%	0.87%	277	2
6 FACTOR BANKA 10 th issue	6,029,400	25,167	0	6,029,400	0.20%	0.77%	6	1
7 PROBANKA 4 th issue	4,102,970	17,126	0	4,102,970	0.14%	0.52%	271	2
8 POŠTNA BANKA SLOVENIJE 7 th issue	3,580,500	14,945	0	0	0.12%	0.46%	35	1
9 POSLOVNI SISTEM MERCATOR	1,993,257	8,320	149,496,173	1,993,257	0.07%	0.25%	80	2
10 FMR 1 st issue	1,964,485	8,200	0	1,964,485	0.07%	0.25%	82	3
11 PROBANKA 7 th issue	1,392,959	5,814	0	1,392,959	0.05%	0.18%	57	1
12 FACTOR BANKA 6 th issue	206,680	863	0	206,680	0.01%	0.03%	2	2
13 ABANKA VIPA 10 th issue	0	0	0	0	0.00%	0.00%	0	0
14 ABANKA VIPA 8 th issue	0	0	0	0	0.00%	0.00%	0	0
15 AUTOCOMMERCE 1 st issue	0	0	0	0	0.00%	0.00%	0	0
16 BANKA ZASAVJE 3 rd issue	0	0	0	0	0.00%	0.00%	0	0
17 DARS 1 st issue	0	0	114,000,000	0	0.00%	0.00%	0	0
18 DEŽELNA BANKA SLOVENIJE 4 th issue	0	0	0	0	0.00%	0.00%	0	0
19 FACTOR BANKA 8 th issue	0	0	0	0	0.00%	0.00%	0	0
20 FACTOR BANKA 9 th issue	0	0	0	0	0.00%	0.00%	0	0
21 KD INVESTMENTS 1 st issue	0	0	0	0	0.00%	0.00%	0	0
22 NLB 14 th issue	0	0	0	0	0.00%	0.00%	0	0
23 NLB 7 th issue	0	0	0	0	0.00%	0.00%	0	0
24 NLB 8 th issue	0	0	0	0	0.00%	0.00%	0	0
25 POŠTNA BANKA SLOVENIJE 2 nd issue	0	0	0	0	0.00%	0.00%	0	0
26 POŠTNA BANKA SLOVENIJE 3 rd issue	0	0	0	0	0.00%	0.00%	0	0
27 POŠTNA BANKA SLOVENIJE 5 th issue	0	0	0	0	0.00%	0.00%	0	0
28 POŠTNA BANKA SLOVENIJE 6 th issue	0	0	0	0	0.00%	0.00%	0	0
29 POTEZA NALOŽBE	0	0	0	0	0.00%	0.00%	0	0
30 PROBANKA 5 th issue	0	0	0	0	0.00%	0.00%	0	0
31 SIP STROJNA INDUSTRIJA 1 st issue, B series	0	0	0	0	0.00%	0.00%	0	0
32 STANOVANJSKI SKLAD 3 rd issue	0	0	0	0	0.00%	0.00%	0	0
33 ZAVAROVALNICA TRIGLAV 1 st issue	0	0	0	0	0.00%	0.00%	0	0
Total free market (shares and bonds)	2,048,013,882	8,548,435	1,782,893,728	539,744,678	68.69%	-	1,029,190	9,127

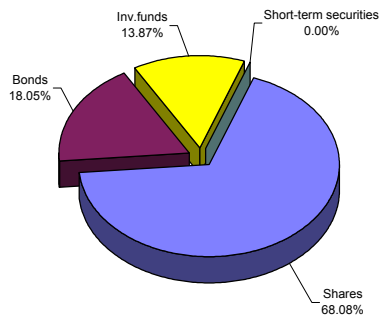
3. Investment funds

Issue	Total (block trades excluded) (in SIT)	Total (block trades excluded) (in EUR)	Block trades (in SIT)	Cross trades (in SIT)	Share in total turnover (block trades excluded) on semi-official market	Share in turnover (block trades excluded) of investment funds	Volume in pieces (block trades excluded)	Number of bargains (block trades excluded)
Total closed-end funds	933,502,985	3,896,447	0	140,309,422	31.31%	100.00%	2,290,687	4,509
1 KD ID	223,934,386	934,701	0	29,822,101	7.51%	23.99%	98,655	1,277
2 NFD 1 DELNIŠKI INVESTICIJSKI SKLAD	191,453,374	799,127	0	14,163,200	6.42%	20.51%	583,345	580
3 MAKSIMA ID	125,942,426	525,684	0	18,759,522	4.22%	13.49%	50,982	470
4 KRONA SENIOR	92,171,543	384,727	0	8,466,661	3.09%	9.87%	594,719	249
5 MODRA LINIJA	78,041,270	325,749	0	36,726,307	2.62%	8.36%	318,807	286
6 ZLATA MONETA I, ID	73,580,239	307,123	0	14,315,593	2.47%	7.88%	569,199	339
7 INFOND ID	71,826,662	299,804	0	12,798,447	2.41%	7.69%	29,142	399
8 INFOND ID 1	30,908,298	129,010	0	2,579,026	1.04%	3.31%	26,694	380
9 ZVON ENA ID	25,168,045	105,052	0	1,863,487	0.84%	2.70%	8,999	351
10 VIPA INVEST	20,476,742	85,470	0	815,078	0.69%	2.19%	10,145	178
Short-term securities	0	0	0	0	0.00%	-	0	0
Total semi-official market	2,981,516,867	12,444,882	1,782,893,728	680,054,100	100.00%	-	3,319,877	13,636
Total turnover in August 2005	6,730,987,842	28,095,199	28,409,343,779	1,077,738,310	-	-	3,669,121	17,906

Structure of turnover by securities in August 2005



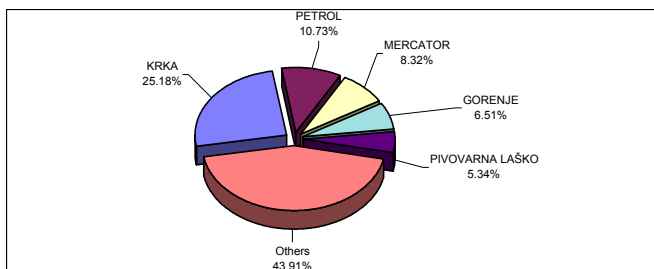
Structure of turnover by securities - all markets - August 2005



C3) MOST TRADED SECURITIES IN AUGUST 2005

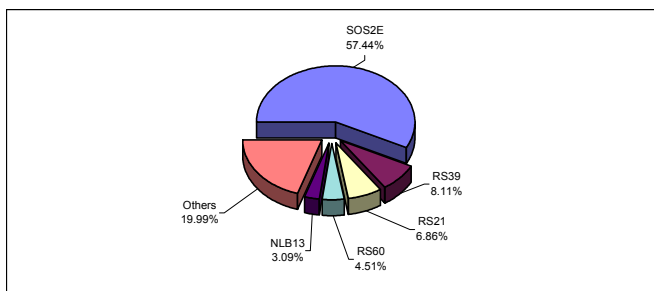
MOST TRADED SHARES

Issuer	Turnover (in SITm) - order book trades only	Market capitalisation as of 31 Aug 2005 (in SITm)	Number of bargains - order book trades only
KRKA	1,154	295,117	1,072
PETROL	492	131,437	532
MERCATOR	381	121,923	368
GORENJE	298	68,319	326
PIVOVARNA LAŠKO	245	65,152	250
Others	2,012	846,413	10,029
Total	4,583	1,528,362	12,577



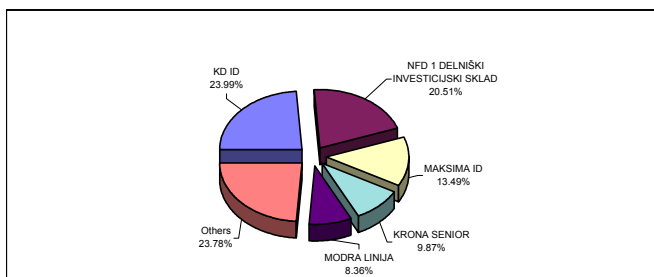
MOST TRADED BONDS

Issuer	Turnover (in SITm) - order book trades only	Market capitalisation as of 31 Aug 2005 (in SITm)	Number of bargains - order book trades only
SLOVENSKA ODŠKODNINSKA DRUŽBA 2 nd issue	698	139,971	325
REPUBLIKA SLOVENIJA 39 th issue	99	16,566	360
REPUBLIKA SLOVENIJA 21 st issue	83	5,931	13
REPUBLIKA SLOVENIJA 60 th issue	55	81,385	2
NOVA LJUBLJANSKA BANKA 13 th issue	38	14,080	3
Others	243	1,049,605	117
Total	1,215	1,307,538	820



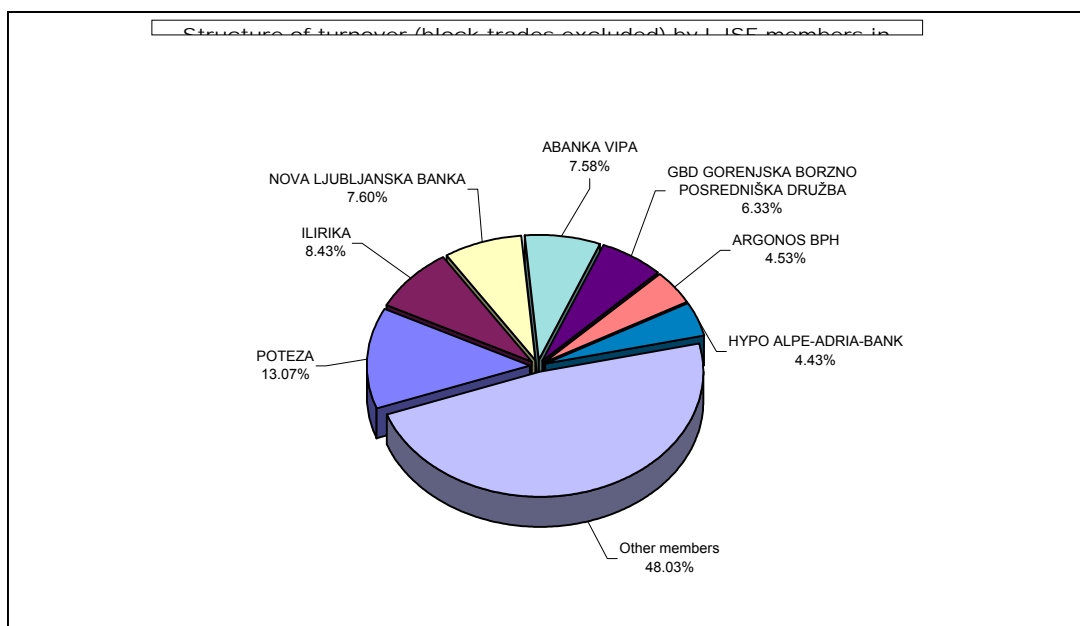
MOST TRADED INVESTMENT FUNDS

INVESTMENT FUNDS	Turnover (in SITm) - order book trades only	Market capitalisation as of 31 Aug 2005 (in SITm)	Number of bargains - order book trades only
KD ID	224	20,806	1,277
NFD 1 DELNIŠKI INVESTICIJSKI SKLAD	191	51,347	580
MAKSIMA ID	126	18,629	470
KRONA SENIOR	92	11,236	249
MODRA LINIJA	78	8,377	286
Others	222	54,965	1,647
Total	934	165,361	4,509



C4) TURNOVER BY LJSE MEMBERS (BLOCK TRADES EXCLUDED) IN AUGUST 2005

	Member	Official market (in SIT)	Semi-official market (in SIT)	Total (in SIT)	Share in turnover
1	POTEZA	598,339,696	1,160,761,631	1,759,101,327	13.07%
2	ILIRIKA	687,869,641	447,339,255	1,135,208,896	8.43%
3	NOVA LJUBLJANSKA BANKA	639,555,863	382,985,349	1,022,541,212	7.60%
4	ABANKA VIPA	684,114,590	335,846,369	1,019,960,959	7.58%
5	GBD GORENJSKA BORZNO POSREDNIŠKA DRUŽBA	408,036,163	444,278,600	852,314,763	6.33%
6	ARGONOS BPH	233,342,637	376,995,346	610,337,983	4.53%
7	HYPO ALPE-ADRIA-BANK	443,582,976	152,561,526	596,144,502	4.43%
8	MARIBORSKA BPH	204,873,153	364,295,782	569,168,935	4.23%
9	RAIFFEISEN KREKOVA BANKA	445,489,917	73,989,901	519,479,818	3.86%
10	FACTOR BANKA	251,160,028	260,442,607	511,602,635	3.80%
11	PERSPEKTIVA BPD	236,580,501	250,900,949	487,481,450	3.62%
12	BANK AUSTRIA CREDITANSTALT	391,948,093	92,449,032	484,397,125	3.60%
13	CELJSKA BORZNO-POSREDNIŠKA HIŠA	263,509,982	203,976,503	467,486,485	3.47%
14	CERTIUS BPH	168,263,463	292,774,187	461,037,650	3.42%
15	PFCI	241,798,926	215,889,929	457,688,855	3.40%
16	DEŽELNA BANKA SLOVENIJE	284,078,263	129,731,343	413,809,606	3.07%
17	PROBANKA	209,116,793	150,293,396	359,410,189	2.67%
18	MEDVEŠEK PUŠNIK	212,280,150	99,346,587	311,626,737	2.31%
19	KD BPD	206,071,492	91,845,014	297,916,506	2.21%
20	BANKA KOPER	220,731,128	74,059,219	294,790,347	2.19%
21	PUBLIKUM	133,236,413	61,115,334	194,351,747	1.44%
22	SKB BANKA	96,294,499	55,842,101	152,136,600	1.13%
23	PM&A BPD	87,163,442	60,954,833	148,118,275	1.10%
24	VERITAS BH	50,252,241	57,788,003	108,040,244	0.80%
25	MOJA DELNICA BPH	59,545,451	42,423,188	101,968,639	0.76%
26	B P H	18,284,975	66,064,162	84,349,137	0.63%
27	GORENJSKA BANKA	23,421,474	18,083,581	41,505,055	0.31%
	TOTAL	7,498,941,950	5,963,033,727	13,461,975,677	100.00%



C5) TURNOVER IN YEARS 2004 AND 2005

MONTHLY TURNOVER ON OFFICIAL MARKET

Year 2004 Month	Number of trading days	Turnover - block trades excluded (in SIT)		average	Number of bargains - block trades excluded	
		per month	average per day	per bargain	per month	average per day
August	22	7,508,596,950	341,299,861	1,028,857	7,298	332
September	22	13,111,555,551	595,979,798	1,238,107	10,590	481
October	21	8,195,340,222	390,254,296	1,221,544	6,709	319
November	21	9,394,171,498	447,341,500	1,241,302	7,588	360
December	22	13,476,755,668	612,579,803	1,229,295	10,963	498
TOTAL	255	119,830,127,464			105,704	
AVERAGE 2004	21	9,985,843,955	469,922,068	1,133,639	8,809	415
Year 2005						
January	21	10,476,127,149	498,863,198	1,303,812	8,035	383
February	19	7,593,237,194	399,644,063	1,235,476	6,146	323
March	22	7,992,835,379	363,310,699	1,264,489	6,321	287
April	20	5,453,070,288	272,653,514	1,110,831	4,909	245
May	21	3,886,618,131	185,029,435	879,099	4,420	210
June	20	5,236,177,647	261,808,882	1,113,843	4,701	235
July	21	5,393,121,608	256,815,315	1,303,316	4,138	197
August	22	3,749,470,974	170,430,499	878,096	4,270	194
TOTAL	166	49,779,658,370			42,940	
AVERAGE 2005	21	6,222,457,296	299,877,460	1,159,284	5,368	259

MONTHLY TURNOVER ON SEMI-OFFICIAL MARKET *

Year 2004 Month	Number of trading days	Turnover - block trades excluded (in SIT)		average	Number of bargains - block trades excluded	
		per month	average per day	per bargain	per month	average per day
August	22	5,556,110,117	252,550,460	326,044	17,041	775
September	22	8,089,958,107	367,725,369	407,596	19,848	902
October	21	5,105,678,397	243,127,543	339,609	15,034	716
November	21	8,605,074,963	409,765,474	270,719	31,786	1,514
December	22	7,909,007,356	359,500,334	377,843	20,932	951
TOTAL	255	80,290,768,185			246,056	
AVERAGE 2004	21	6,690,897,349	314,865,758	326,311	20,505	965
Year 2005						
January	21	6,202,165,094	295,341,195	386,524	16,046	764
February	19	4,545,855,265	239,255,540	240,267	18,920	996
March	22	6,409,239,137	291,329,052	317,792	20,168	917
April	20	4,145,749,207	207,287,460	272,998	15,186	759
May	21	4,130,698,621	196,699,934	246,109	16,784	799
June	20	3,895,438,045	194,771,902	295,154	13,198	660
July	21	3,449,499,754	164,261,893	331,491	10,406	496
August	22	2,981,516,864	135,523,494	218,650	13,636	620
TOTAL	166	35,760,161,987			124,344	
AVERAGE 2005	21	4,470,020,248	215,422,663	287,591	15,543	749

* Includes the turnover of shares, bonds, inv.funds and short-term securities.

MONTHLY TURNOVER ON ALL MARKETS

Year 2004 Month	Number of trading days	Turnover - block trades excluded (in SIT)		average	Number of bargains - block trades excluded	
		per month	average per day	per bargain	per month	average per day
August	22	21,201,513,656	963,705,166	696,548	30,438	1,384
September	21	13,301,018,619	633,381,839	611,738	21,743	1,035
October	21	17,999,246,461	857,106,974	457,368	39,354	1,874
November	22	21,385,763,024	972,080,137	670,505	31,895	1,450
December	255	200,120,895,649			351,760	
TOTAL	21	16,676,741,304	784,787,826	568,913	29,313	1,379
AVERAGE 2004						
Year 2005						
January	21	16,678,292,243	794,204,393	692,591	24,081	1,147
February	19	12,139,092,459	638,899,603	484,285	25,066	1,319
March	22	14,402,074,516	654,639,751	543,700	26,489	1,204
April	20	9,598,819,495	479,940,975	477,672	20,095	1,005
May	21	8,016,316,752	381,729,369	378,057	21,204	1,010
June	20	9,131,615,692	456,580,785	510,175	17,899	895
July	21	8,842,621,362	421,077,208	607,991	14,544	693
August	22	6,730,987,838	305,953,993	375,907	17,906	814
TOTAL	166	85,539,820,357			167,284	
AVERAGE 2005	21	10,692,477,545	515,300,123	511,345	20,911	1,008

TURNOVER BY SECURITIES ON ALL MARKETS OF LJUBLJANA STOCK EXCHANGE IN YEARS 1996 - 2005

Total turnover and number of bargains

Year	Number of trading days	Turnover - block trades excluded (in SIT)		average	Number of bargains - block trades excluded	
		per year	average per day	per bargain	per year	average per day
2005	166	85,539,820,357	515,300,123	511,345	167,284	1,008
2004	255	200,120,895,649	784,787,826	568,913	351,760	1,379
2003	249	163,945,275,779	658,414,762	481,368	340,582	1,368
2002	247	262,021,510,619	1,060,815,832	580,657	451,250	1,827
2001	247	151,205,155,533	612,166,622	474,525	318,645	1,290
2000	249	114,061,732,862	458,079,248	288,556	395,284	1,587
1999	254	135,196,321,286	532,268,981	303,154	445,966	1,756
1998	252	108,453,171,187	430,369,727	457,514	237,049	941
1997	249	79,416,728,827	318,942,686	566,647	140,152	563
1996	240	86,864,908,427	361,937,118	661,813	131,253	547

Average turnover and number of bargains

Year	Turnover (in SIT)	Turnover - block trades excluded (in SIT)		Number of bargains - block trades excluded	
	per month	per day	per bargain	per month	per day
2005	10,692,477,545	515,300,123	511,345	20,911	1,008
2004	16,676,741,304	784,787,826	568,913	29,313	1,379
2003	13,662,106,315	658,414,762	481,368	28,382	1,368
2002	21,835,125,885	1,060,815,832	580,657	37,604	1,827
2001	12,600,429,628	612,166,622	474,525	26,554	1,290
2000	9,505,144,405	458,079,248	288,556	32,940	1,587
1999	11,266,360,107	532,268,981	303,154	37,164	1,756
1998	9,037,764,266	430,369,727	457,514	19,754	941
1997	6,618,060,736	318,942,686	566,647	11,679	563
1996	7,238,742,369	361,937,118	661,813	10,938	547

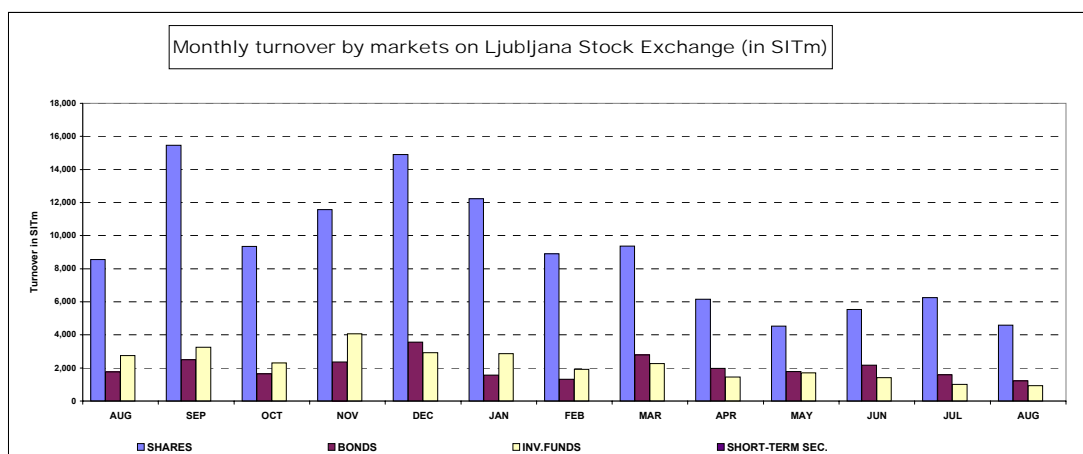
STRUCTURE OF TURNOVER

MONTHLY TURNOVER (BLOCK TRADES EXCLUDED) BY MARKETS ON LJUBLJANA STOCK EXCHANGE (in SIT)

YEAR 2004	OFFICIAL MARKET		FREE MARKET				TOTAL
	SHARES	BONDS	SHARES	BONDS	INVESTMENT FUNDS	SHORT-TERM SECURITIES	
August	6,863,993,717	644,603,233	1,692,432,410	1,119,150,785	2,744,526,922	0	13,064,707,067
September	12,266,719,675	844,835,876	3,198,041,073	1,645,981,451	3,245,935,584	0	21,201,513,659
October	7,438,428,137	756,912,085	1,913,548,126	881,055,156	2,311,075,116	0	13,301,018,620
November	8,318,029,039	1,076,142,458	3,263,802,501	1,284,667,880	4,056,604,582	0	17,999,246,460
December	11,658,171,511	1,818,584,157	3,243,110,522	1,735,984,292	2,929,912,542	0	21,385,763,024
TOTAL 2004	106,074,169,180	13,755,958,285	29,883,616,471	14,107,073,022	36,300,078,691	0	200,120,895,649
Year 2005							
January	9,821,149,025	654,978,123	2,411,623,773	917,577,327	2,872,963,995	0	16,678,292,243
February	6,996,703,902	596,533,292	1,913,937,981	717,291,796	1,914,625,487	0	12,139,092,458
March	7,243,251,790	749,583,590	2,118,109,883	2,030,835,109	2,260,294,144	0	14,402,074,516
April	4,713,076,306	739,993,982	1,446,988,930	1,242,339,054	1,456,421,222	0	9,598,819,494
May	3,125,319,635	760,298,496	1,408,085,670	1,017,114,811	1,705,498,140	0	8,016,316,752
June	4,083,415,595	1,152,762,052	1,449,428,128	1,024,117,993	1,421,891,924	0	9,131,615,692
July	4,640,046,854	753,074,754	1,613,873,549	833,740,931	1,001,885,275	0	8,842,621,363
August	3,316,597,466	432,873,509	1,265,993,437	782,020,445	933,502,985	0	8,842,621,363
Total 2005	43,939,560,573	5,840,097,798	13,628,041,351	8,565,037,466	13,567,083,172	0	87,651,453,881

MONTHLY TURNOVER (BLOCK TRADES EXCLUDED) BY SECURITIES ON LJUBLJANA STOCK EXCHANGE (in SIT)

YEAR 2004	SHARES	BONDS	INVESTMENT FUNDS	SHORT-TERM SECURITIES	TOTAL
August	8,556,426,127	1,763,754,018	2,744,526,922	0	13,064,707,067
September	15,464,760,748	2,490,817,327	3,245,935,584	0	21,201,513,659
October	9,351,976,263	1,637,967,241	2,311,075,116	0	13,301,018,620
November	11,581,831,540	2,360,810,338	4,056,604,582	0	17,999,246,460
December	14,901,282,033	3,554,568,449	2,929,912,542	0	21,385,763,024
TOTAL 2004	135,957,785,651	27,863,031,307	36,300,078,691	0	200,120,895,649
Year 2005					
January	12,232,772,798	1,572,555,450	2,872,963,995	0	16,678,292,243 SIT
February	8,910,641,883	1,313,825,088	1,914,625,487	0	12,139,092,458 SIT
March	9,361,361,673	2,780,418,699	2,260,294,144	0	14,402,074,516 SIT
April	6,160,065,236	1,982,333,036	1,456,421,222	0	9,598,819,494 SIT
May	4,533,405,305	1,777,413,307	1,705,498,140	0	8,016,316,752 SIT
June	5,532,843,723	2,176,880,045	1,421,891,924	0	9,131,615,692 SIT
July	6,253,920,403	1,586,815,685	1,001,885,275	0	8,842,621,363 SIT
August	4,582,590,903	1,214,893,954	933,502,985	0	6,730,987,842 SIT
Total 2005	57,567,601,924	14,405,135,264	13,567,083,172	0	85,539,820,360 SIT



D) MARKET CAPITALISATION

MARKET CAPITALISATION - OFFICIAL MARKET (in SIT)

	31 Aug 2004	31 Dec 2004	31 Jul 2005	31 Aug 2005	Index 31 Aug 2005 / 31 Jul 2005	Index 31 Aug 2005 / 31 Dec 2004	Index 31 Aug 2005 / 31 Aug 2004	Share
SHARES	1,182,647,856,568	1,232,947,810,739	1,089,342,807,835	1,091,695,630,976	100	89	92	50.78%
Banks	2,393,332,000	2,560,000,000	2,455,727,000	2,455,727,000	100	96	103	0.22%
Companies	1,180,254,524,568	1,230,387,810,739	1,086,887,080,835	1,089,239,903,976	100	89	92	99.78%
BONDS	806,956,027,257	891,837,016,901	1,057,648,609,985	1,058,130,830,086	100	119	131	49.22%
State	688,116,653,902	757,866,753,249	913,407,979,591	913,716,400,814	100	121	133	86.35%
Banks	101,168,776,319	116,709,266,668	131,111,554,490	131,289,319,412	100	112	130	12.41%
Companies	17,670,597,036	17,260,996,984	13,129,075,903	13,125,109,860	100	76	74	1.24%
TOTAL	1,989,603,883,825	2,124,784,827,640	2,146,991,417,820	2,149,826,461,063	100	101	108	100.00%

MARKET CAPITALISATION - SEMI-OFFICIAL MARKET (in SIT)

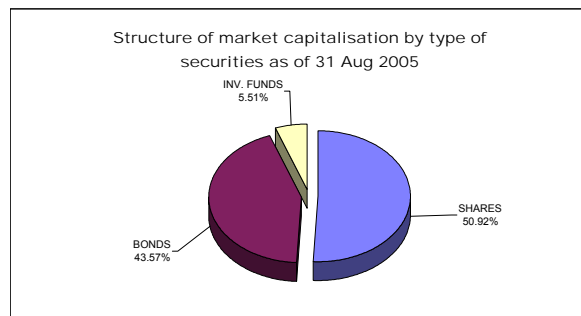
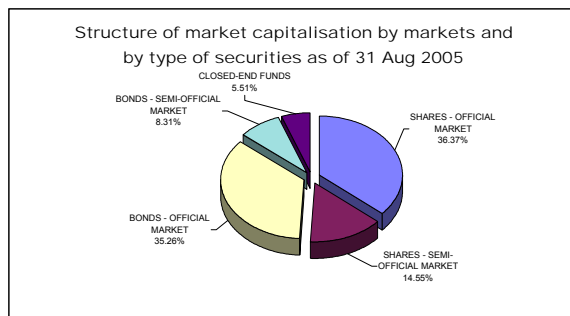
	31 Aug 2004	31 Dec 2004	31 Jul 2005	31 Aug 2005	Index 31 Aug 2005 / 31 Jul 2005	Index 31 Aug 2005 / 31 Dec 2004	Index 31 Aug 2005 / 31 Aug 2004	Share
SHARES	434,034,278,218	472,880,948,071	439,763,779,845	436,666,761,065	99	92	101	51.29%
Companies	434,034,278,218	472,880,948,071	439,763,779,845	436,666,761,065	99	92	101	100.00%
BONDS	180,791,166,046	214,735,283,245	248,932,559,595	249,407,355,053	100	116	138	29.29%
State	137,051,400,597	137,373,342,977	141,370,817,202	141,632,537,580	100	103	103	56.79%
Banks	32,662,625,017	50,774,141,280	64,313,615,706	64,458,545,900	100	127	197	25.84%
Companies	3,882,912,432	19,395,514,987	35,435,598,982	35,503,447,116	100	183	914	14.24%
Insurance companies	7,194,228,000	7,192,284,000	7,812,527,706	7,812,824,457	100	-	-	3.13%
CLOSED-END FUNDS	221,918,161,129	237,376,322,682	167,834,472,713	165,360,684,281	99	70	75	19.42%
AUTH. CLOSED-END FUNDS	3,740,636,257	-	-	-	-	-	-	-
TOTAL *	840,484,241,650	924,992,553,998	856,530,812,153	851,434,800,398	99	92	101	100.00%
TOTAL SHARES	1,616,682,134,785	1,705,828,758,811	1,529,106,587,681	1,528,362,392,041	100	90	95	50.92%
TOTAL BONDS	987,747,193,303	1,106,572,300,145	1,306,581,169,579	1,307,538,185,139	100	118	132	43.57%
INVESTMENT FUNDS	225,658,797,387	237,376,322,682	167,834,472,713	165,360,684,281	99	70	73	5.51%
TOTAL CAPITALISATION ON LJSE *	2,830,088,125,475	3,049,777,381,638	3,003,522,229,973	3,001,261,261,461	100	98	106	100.00%

* Investment funds are included in market capitalisation

On 31 Aug 2005, the total market capitalisation of all shares traded, without investment funds, on the Ljubljana Stock Exchange (SIT 1,528.4 billion) corresponded to 24.7 % of GDP in 2004 - SIT 6,191 billion (at current prices; as reported by the Statistical Office of the Republic of Slovenia).

EXCHANGE RATES:

1USD= 199.1261 SIT as of 31 Aug 2004	1USD=176.2427 SIT as of 31 Dec 2004	1USD=198.6312 SIT as of 31 Jul 2005	1USD=196.6218 SIT as of 31 Aug 2005
1EUR=239.8076 SIT as of 31 Aug 2004	1EUR=239.7430 SIT as of 31 Dec 2004	1EUR=239.5691 SIT as of 31 Jul 2005	1EUR=239.5837 SIT as of 31 Aug 2005



D1) MARKET CAPITALISATION OF SHARES - OFFICIAL MARKET

Issue	Number of shares traded	Number of issued shares	Share of traded shares	Price as of 31 Aug 2005	Market capitalisation as of 31 Aug 2005 (in SIT)	Market capitalisation as of 31 Aug 2005 (in EUR)	Market capitalisation as of 31 Aug 2005 (in USD)
Common shares	-	-	-	-	1,089,239,903,976	4,546,385,685	5,539,771,805
1 KRKA	3,542,612	3,542,612	100.00%	83,305 SIT	295,117,398,938	1,231,792,476	1,500,939,361
2 PETROL	2,086,301	2,086,301	100.00%	63,000 SIT	131,436,983,863	548,605,702	668,476,150
3 MERCATOR	3,208,504	3,208,504	100.00%	38,000 SIT	121,923,248,255	508,896,257	620,090,185
4 SAVA	2,006,987	2,006,987	100.00%	43,471 SIT	87,245,772,017	364,155,708	443,723,799
5 GORENJE	12,200,000	12,200,000	100.00%	5,600 SIT	68,319,024,000	285,157,229	347,464,137
6 PIVOVARNA LAŠKO	8,576,801	8,576,801	100.00%	7,596 SIT	65,152,468,044	271,940,320	331,359,331
7 LUKA KOPER	7,140,000	7,140,000	100.00%	7,195 SIT	51,374,013,600	214,430,337	261,283,406
8 INTEREUROPA	7,902,413	7,902,413	100.00%	5,511 SIT	43,546,879,030	181,760,608	221,475,335
9 ISTRABENZ	5,180,000	5,180,000	100.00%	8,301 SIT	42,997,729,600	179,468,510	218,682,413
10 MERKUR	1,214,585	1,214,585	100.00%	35,306 SIT	42,882,174,448	178,986,193	218,094,710
11 AERODROM	1,936,229	1,936,229	100.00%	11,400 SIT	22,073,591,469	92,133,110	112,264,212
12 TERME ČATEŽ	597,916	597,916	100.00%	35,502 SIT	21,227,213,832	88,600,409	107,959,615
13 DELO	667,464	667,464	100.00%	30,700 SIT	20,491,144,800	85,528,126	104,216,037
14 PIVOVARNA UNION	451,114	451,114	100.00%	37,946 SIT	17,117,935,755	71,448,666	87,060,213
15 SALUS	134,980	134,980	100.00%	125,510 SIT	16,941,339,800	70,711,571	86,162,062
16 ETOL	254,619	254,619	100.00%	52,980 SIT	13,489,714,620	56,304,810	68,607,421
17 ŽITO	353,715	353,715	100.00%	31,927 SIT	11,293,154,308	47,136,572	57,435,922
18 COMET	1,700,688	1,700,688	100.00%	2,150 SIT	3,656,479,200	15,261,803	18,596,510
19 MLINOTEST	2,389,177	2,389,177	100.00%	1,500 SIT	3,583,765,500	14,958,303	18,226,695
20 KOMPAS MTS	2,973,005	2,973,005	100.00%	1,200 SIT	3,567,606,000	14,890,854	18,144,509
21 DELO PRODAJA	593,549	593,549	100.00%	4,800 SIT	2,849,035,200	11,891,607	14,489,925
22 EMONA OBALA KOPER	1,741,456	1,741,456	100.00%	842 SIT	1,466,062,148	6,119,207	7,456,254
23 GEODETSKI ZAVOD SLOVENIJE	379,820	379,820	100.00%	2,200 SIT	835,604,000	3,487,733	4,249,803
24 NIKA	186,695	186,695	100.00%	3,490 SIT	651,565,550	2,719,574	3,313,801
Preferred shares	-	-	-	-	2,455,727,000	10,249,975	12,489,597
1 PROBANKA	396,085	400,000	99.02%	6,200 SIT	2,455,727,000	10,249,975	12,489,597
TOTAL SHARES	-	-	-	-	1,091,695,630,976	4,556,635,660	5,552,261,402

EXCHANGE RATES	1 USD=	196.6218	SIT as of 31 Aug 2005
	1 EUR=	239.5837	SIT as of 31 Aug 2005

MARKET CAPITALISATION OF SHARES - SEMI-OFFICIAL MARKET

Issue	Number of shares traded	Number of issued shares	Share of traded shares	Price as of 31 Aug 2005	Market capitalisation as of 31 Aug 2005 (in SIT)	Market capitalisation as of 31 Aug 2005 (in EUR)	Market capitalisation as of 31 Aug 2005 (in USD)
Common shares	-	-	-	-	433,409,657,941	1,809,011,456	2,204,280,797
1 HELIOS, DOMŽALE	219,861	219,861	100.00%	211,000 SIT	46,390,671,000	193,630,330	235,938,594
2 NFD HOLDING	31,859,997	31,859,997	100.00%	755 SIT	24,039,323,536	100,337,893	122,261,741
3 ZVON ENA HOLDING	12,431,743	12,431,743	100.00%	1,917 SIT	23,830,905,426	99,467,975	121,201,746
4 KD GROUP	186,436	186,436	100.00%	115,000 SIT	21,440,140,000	89,489,143	109,042,538
5 LESNINA	76,495	76,495	100.00%	277,000 SIT	21,189,115,000	88,441,388	107,765,848
6 CINKARNA CELJE	812,477	814,626	99.74%	26,001 SIT	21,125,214,477	88,174,673	107,440,856
7 JUTEKS	641,432	641,432	100.00%	26,257 SIT	16,841,938,909	70,296,681	85,656,519
8 KD HOLDING	1,373,534	1,373,534	100.00%	12,233 SIT	16,802,455,157	70,131,879	85,455,708
9 INFOND HOLDING	16,833,414	16,833,414	100.00%	950 SIT	15,993,089,973	66,753,665	81,339,353
10 AKTIVA INVEST	815,773	815,773	100.00%	18,500 SIT	15,091,800,500	62,991,767	76,755,479
11 ISKRA AVTOELEKTRIKA	1,608,313	1,608,313	100.00%	9,000 SIT	14,474,817,000	60,416,535	73,617,559
12 AKTIVA NALOŽBE	13,591,508	13,591,508	100.00%	950 SIT	12,911,932,600	53,893,201	65,668,876
13 BELINKA	2,702,532	2,702,532	100.00%	4,300 SIT	11,620,887,600	48,504,500	59,102,742
14 DZS	1,429,368	1,686,384	84.76%	5,401 SIT	7,720,016,568	32,222,629	39,263,279
15 TRIGLAV, FINANČNA DRUŽBA	6,356,989	6,356,989	100.00%	1,150 SIT	7,310,537,350	30,513,501	37,180,706
16 CETIS	200,000	200,000	100.00%	35,000 SIT	7,000,000,000	29,217,347	35,601,342
17 VIPA HOLDING	7,347,565	7,347,565	100.00%	920 SIT	6,759,759,800	28,214,606	34,379,503
18 GRAND HOTEL UNION	1,814,613	1,814,613	100.00%	3,500 SIT	6,351,145,500	26,509,088	32,301,329
19 ARKADA HOLDING	6,640,325	6,640,325	100.00%	901 SIT	5,982,268,793	24,969,432	30,425,257
20 ZVON DVA HOLDING	14,120,934	14,120,934	100.00%	415 SIT	5,853,833,190	24,433,353	29,772,046
21 MAKSIMA HOLDING	6,399,850	6,399,850	100.00%	857 SIT	5,485,183,438	22,894,644	27,897,128
22 TRIGLAV NALOŽBE	13,182,366	13,182,366	100.00%	380 SIT	5,009,299,080	20,908,347	25,476,824
23 ETRA 33	45,423	45,423	100.00%	99,000 SIT	4,496,877,000	18,769,545	22,870,694
24 KS2 NALOŽBE	4,353,967	4,353,967	100.00%	999 SIT	4,349,090,557	18,152,698	22,119,066
25 MEDALJON	1,734,000	1,734,000	100.00%	2,300 SIT	3,988,200,000	16,646,375	20,283,610
26 GORENJSKI TISK	1,070,328	1,070,328	100.00%	3,500 SIT	3,746,148,000	15,636,072	19,052,557
27 ZLATA MONETA II	8,232,861	8,232,861	100.00%	431 SIT	3,548,445,420	14,810,880	18,047,060
28 HOTELI PALACE	2,346,102	2,346,102	100.00%	1,505 SIT	3,530,109,296	14,734,347	17,953,804
29 SWATY	288,940	288,940	100.00%	12,000 SIT	3,467,280,000	14,472,103	17,634,260
30 SLOVENIJALES	273,377	273,604	99.92%	12,301 SIT	3,362,810,477	14,036,057	17,102,938
31 TOSAMA	295,670	295,670	100.00%	10,700 SIT	3,163,669,000	13,204,859	16,090,123
32 MAKSIMA INVEST	7,451,949	7,451,949	100.00%	423 SIT	3,152,025,388	13,156,260	16,030,905
33 MARINA PORTOROŽ	313,932	313,932	100.00%	9,900 SIT	3,107,926,800	12,972,196	15,806,624
34 MITOL, SEŽANA	687,627	687,627	100.00%	4,200 SIT	2,888,033,400	12,054,382	14,688,267
35 MIP	1,478,742	1,478,742	100.00%	1,910 SIT	2,824,101,472	11,787,536	14,363,115
36 SATURNUS EMBALAŽA	84,064	84,064	100.00%	33,100 SIT	2,782,518,400	11,613,972	14,151,627
37 JATA EMONA	3,197,534	3,197,534	100.00%	860 SIT	2,750,998,377	11,482,410	13,991,319
38 LIV POSTOJNA	161,600	161,600	100.00%	17,000 SIT	2,747,200,000	11,466,556	13,972,001
39 HRAM HOLDING	4,346,667	4,346,667	100.00%	630 SIT	2,738,400,210	11,429,827	13,927,246
40 TOVARNA SLADKORJA ORMOŽ	497,163	497,163	100.00%	5,342 SIT	2,655,899,434	11,085,476	13,507,655
41 POM-INVEST	2,241,983	2,241,983	100.00%	1,095 SIT	2,454,971,385	10,246,821	12,485,754
42 LIP BLEĐ	1,942,454	1,942,454	100.00%	1,250 SIT	2,428,067,500	10,134,527	12,348,923
43 INFOND HOLDING 1	3,777,004	3,777,004	100.00%	585 SIT	2,207,734,378	9,214,877	11,228,330
44 NAMA	953,795	953,795	100.00%	2,220 SIT	2,117,424,900	8,837,934	10,769,024
45 FRUCTAL	2,504,151	2,505,613	99.94%	820 SIT	2,053,403,820	8,570,716	10,443,419
46 PLAMA - PUR	686,798	686,798	100.00%	2,899 SIT	1,991,027,402	8,310,363	10,126,178
47 INTERTRADE ITS	1,260,000	1,260,000	100.00%	1,500 SIT	1,890,000,000	7,888,684	9,612,362
48 MELAMIN	349,913	349,913	100.00%	5,200 SIT	1,819,547,600	7,594,622	9,254,048
49 MODRA LINIJA HOLDING	1,882,991	1,882,991	100.00%	935 SIT	1,760,973,183	7,350,138	8,956,144
50 MEDVEŠEK PUŠNIK	80,000	80,000	100.00%	22,000 SIT	1,760,000,000	7,346,076	8,951,195
51 COLOR	950,391	950,391	100.00%	1,709 SIT	1,623,781,039	6,777,510	8,258,398
52 VIZIJA HOLDING	2,277,503	2,277,503	100.00%	700 SIT	1,594,252,100	6,654,259	8,108,216
53 CERTIUS INVEST	3,091,062	3,091,062	100.00%	470 SIT	1,452,799,140	6,063,848	7,388,800
54 VIZIJA HOLDING ENA	2,129,725	2,129,725	100.00%	600 SIT	1,277,835,000	5,333,564	6,498,949
55 AKTIVA AVANT	2,951,872	2,951,872	100.00%	414 SIT	1,221,337,040	5,097,747	6,211,605
56 MERCATA	2,891,874	2,891,874	100.00%	402 SIT	1,163,400,910	4,855,927	5,916,948
57 NIKO	35,875	35,875	100.00%	32,000 SIT	1,148,000,000	4,791,645	5,838,620

Issue	Number of shares traded	Number of issued shares	Share of traded shares	Price as of 31 Aug 2005	Market capitalisation as of 31 Aug 2005 (in SIT)	Market capitalisation as of 31 Aug 2005 (in EUR)	Market capitalisation as of 31 Aug 2005 (in USD)
58 RTC KRVAVEC	1,155,734	1,155,734	100.00%	990 SIT	1,144,176,660	4,775,687	5,819,175
59 GOZDNO GOSPODARSTVO BLEJ	611,900	611,900	100.00%	1,811 SIT	1,108,150,900	4,625,318	5,635,951
60 GEA	1,254,960	1,254,960	100.00%	850 SIT	1,066,716,000	4,452,373	5,425,217
61 GORIŠKE OPEKARNE	523,634	523,634	100.00%	2,000 SIT	1,047,268,000	4,371,199	5,326,307
62 M1	2,681,638	2,681,638	100.00%	390 SIT	1,045,838,820	4,365,234	5,319,038
63 TERME DOBRNA	692,542	692,542	100.00%	1,499 SIT	1,038,120,458	4,333,018	5,279,783
64 ALPETOUR POTOVALNA AGENCIJA	374,340	385,831	97.02%	2,600 SIT	973,284,000	4,062,397	4,950,031
65 UNIT-AS LJUBLJANA	173,377	173,377	100.00%	5,000 SIT	866,885,000	3,618,297	4,408,896
66 HIDROTEHNIK	384,472	384,472	100.00%	2,250 SIT	865,062,000	3,610,688	4,399,624
67 VELANA	1,409,645	1,409,645	100.00%	601 SIT	847,337,610	3,536,708	4,309,479
68 FINIRA	2,179,206	2,179,206	100.00%	383 SIT	834,635,898	3,483,692	4,244,880
69 DANA	404,231	404,231	100.00%	2,000 SIT	808,462,000	3,374,445	4,111,762
70 IMP KLIMAT	353,900	353,900	100.00%	2,200 SIT	778,580,000	3,249,720	3,959,785
71 JADRAN	165,302	165,302	100.00%	4,610 SIT	762,042,220	3,180,693	3,875,675
72 IMP ČRPALKE LJUBLJANA	333,034	333,034	100.00%	2,101 SIT	699,704,434	2,920,501	3,558,631
73 INTERTRADE ITA	69,531	69,531	100.00%	9,702 SIT	674,589,762	2,815,675	3,430,900
74 JAVOR PIVKA	1,194,700	1,194,700	100.00%	550 SIT	657,085,000	2,742,611	3,341,873
75 KOŠAKI TMI	43,236	43,236	100.00%	15,000 SIT	648,540,000	2,706,945	3,298,414
76 TEKSTINA	1,503,057	1,503,057	100.00%	430 SIT	646,314,510	2,697,656	3,287,095
77 TRDNJAVA HOLDING	2,593,123	2,593,123	100.00%	248 SIT	643,327,885	2,685,191	3,271,905
78 FOND INVEST	595,241	595,241	100.00%	1,050 SIT	625,003,050	2,608,704	3,178,707
79 POM-NALOŽBE	2,296,500	2,296,500	100.00%	270 SIT	620,055,000	2,588,052	3,153,541
80 INTARA	101,000	101,000	100.00%	6,000 SIT	606,000,000	2,529,387	3,082,059
81 KRONA HOLDING	1,287,121	1,287,121	100.00%	450 SIT	579,204,450	2,417,545	2,945,779
82 ŽITO INTES	2,518,194	2,518,194	100.00%	230 SIT	579,184,620	2,417,463	2,945,679
83 ŽELEZARNA RAVNE - MONTER DRAVOGRAD	336,225	336,225	100.00%	1,500 SIT	504,337,500	2,105,058	2,565,013
84 GRADIS, GP LJUBLJANA	304,750	304,750	100.00%	1,530 SIT	466,267,500	1,946,157	2,371,393
85 ELMO	708,000	708,000	100.00%	650 SIT	460,200,000	1,920,832	2,340,534
86 AGROKOMBINAT MARIBOR	453,956	499,291	90.92%	950 SIT	431,258,200	1,800,031	2,193,339
87 LESNINA EMMI	689,490	689,490	100.00%	590 SIT	406,799,100	1,697,941	2,068,942
88 UNITAS, LJUBLJANA	173,377	173,377	100.00%	1,800 SIT	312,078,600	1,302,587	1,587,202
89 GEA COLLEGE	248,200	248,200	100.00%	1,214 SIT	301,314,800	1,257,660	1,532,459
90 INLES	693,595	712,410	97.36%	400 SIT	277,507,360	1,158,290	1,411,376
91 MK TISKARNA	103,954	103,954	100.00%	2,500 SIT	259,885,000	1,084,736	1,321,751
92 CREINA	48,594	48,594	100.00%	5,010 SIT	243,455,940	1,016,162	1,238,194
93 KLASJE CELJE	820,343	820,343	100.00%	276 SIT	226,414,668	945,034	1,151,524
94 TRDNJAVA I HOLDING	891,750	891,750	100.00%	230 SIT	205,102,500	856,079	1,043,132
95 LIZ INŽENIRING	123,846	123,846	100.00%	1,433 SIT	177,409,395	740,490	902,288
96 CAPITA	315,963	315,963	100.00%	550 SIT	173,779,650	725,340	883,827
97 ZDRAVILIŠČE ROGAŠKA	900,462	961,898	93.61%	152 SIT	136,681,127	570,494	695,147
98 SIJAJ HRASTNIK	26,880	26,880	100.00%	2,829 SIT	76,043,520	317,399	386,750
99 JELEN GOSTINSKO PODJETJE	67,798	67,798	100.00%	800 SIT	54,238,400	226,386	275,851
100 AVTOPREVOZNIŠTVO IN SERVISI	308,696	308,696	100.00%	105 SIT	32,413,080	135,289	164,850
101 EGOLES - V LIKVIDACIJI	51,399	51,399	100.00%	200 SIT	10,279,800	42,907	52,282
Preferred shares	-	-	-	-	3,257,103,123	13,594,844	16,565,320
1 PRVA POKOJNINSKA DRUŽBA	170,000	170,000	100.00%		1,700,000,000	7,095,641	8,646,040
2 KD HOLDING	266,413	266,413	100.00%	5,813 SIT	1,548,706,723	6,464,157	7,876,577
3 ZDRAVILIŠČE ROGAŠKA	27,850	30,000	92.83%	300 SIT	8,396,400	35,046	42,703
TOTAL SHARES					436,666,761,065	1,822,606,300	2,220,846,117

EXCHANGE RATES	1 USD=	196.6218 SIT as of 31 Aug 2005
	1 EUR=	239.5837 SIT as of 31 Aug 2005

D2) MARKET CAPITALISATION OF BONDS - OFFICIAL MARKET

Issue	Number of issued bonds	Price as of 31 Aug 2005	Principal amt. as of 31 Aug 2005	Currency of denomination	Market capitalisation as of 31 Aug 2005 (in SIT)	Market capitalisation as of 31 Aug 2005 (in EUR)	Market capitalisation as of 31 Aug 2005 (in USD)
1 REPUBLIKA SLOVENIJA 59 th issue	13,832,500	101.68	10,000.00	SIT	140,648,860,000	587,055,213	715,326,886
2 REPUBLIKA SLOVENIJA 57 th issue	9,000,000	107.90	10,000.00	SIT	97,110,000,000	405,328,075	493,892,335
3 REPUBLIKA SLOVENIJA 60 th issue	8,200,000	99.25	10,000.00	SIT	81,385,000,000	339,693,393	413,916,463
4 REPUBLIKA SLOVENIJA 58 th issue	7,491,000	99.50	10,000.00	SIT	74,535,450,000	311,104,011	379,080,295
5 REPUBLIKA SLOVENIJA 56 th issue	5,000,000	104.00	10,000.00	SIT	52,000,000,000	217,043,146	264,467,114
6 REPUBLIKA SLOVENIJA 51 st issue	4,447,050	103.94	10,000.00	SIT	46,222,637,700	192,928,975	235,083,992
7 REPUBLIKA SLOVENIJA 33 rd issue	248,716	149.20	511.29	EUR	45,456,617,286	189,731,677	231,188,084
8 REPUBLIKA SLOVENIJA 52 nd issue	4,000,000	107.00	10,000.00	SIT	42,800,000,000	178,643,205	217,676,778
9 REPUBLIKA SLOVENIJA 55 th issue	4,000,000	101.80	10,000.00	SIT	40,720,000,000	169,961,479	207,098,094
10 REPUBLIKA SLOVENIJA 54 th issue	3,000,000	113.70	10,000.00	SIT	34,110,000,000	142,371,956	173,480,255
11 REPUBLIKA SLOVENIJA 38 th issue	1,000,000	116.31	100.00	EUR	27,865,980,147	116,310,000	141,723,757
12 REPUBLIKA SLOVENIJA 53 rd issue	1,000,000	108.60	100.00	EUR	26,018,789,820	108,600,000	132,329,120
13 REPUBLIKA SLOVENIJA 10 th issue	5,218,961	98.00	3,461.14	SIT	17,816,724,063	74,365,343	90,614,185
14 REPUBLIKA SLOVENIJA 27 th issue	1,700,000	104.00	10,000.00	SIT	17,680,000,000	73,794,670	89,918,819
15 REPUBLIKA SLOVENIJA 39 th issue	20,916,830	99.00	800.00	SIT	16,566,129,360	69,145,478	84,253,777
16 REPUBLIKA SLOVENIJA 43 rd issue	1,560,000	100.15	10,000.00	SIT	15,623,400,000	65,210,613	79,459,144
17 REPUBLIKA SLOVENIJA 50 th issue	612,818	103.20	100.00	EUR	15,151,948,239	63,242,818	77,061,385
18 REPUBLIKA SLOVENIJA 48 th issue	600,000	105.00	100.00	EUR	15,093,773,100	63,000,000	76,765,512
19 REPUBLIKA SLOVENIJA 29 th issue	550,000	107.50	100.00	EUR	14,165,386,263	59,125,000	72,043,824
20 NLB 13 th issue	117,335	120.00	100,000.00	SIT	14,080,200,000	58,769,440	71,610,574
21 REPUBLIKA SLOVENIJA 18 th issue	500,000	108.50	100.00	EUR	12,997,415,725	54,250,000	66,103,635
22 REPUBLIKA SLOVENIJA 26 th issue	500,000	106.20	100.00	EUR	12,721,894,470	53,100,000	64,702,360
23 REPUBLIKA SLOVENIJA 45 th issue	1,211,249	100.00	10,000.00	SIT	12,112,490,000	50,556,403	61,602,986
24 NLB 10 th issue	108,243	105.50	100,000.00	SIT	11,419,636,500	47,664,497	58,079,198
25 NLB 9 th issue	108,474	103.00	100,000.00	SIT	11,172,822,000	46,634,316	56,823,923
26 REPUBLIKA SLOVENIJA 23 rd issue	400,000	110.25	100.00	EUR	10,565,641,170	44,100,000	53,735,858
27 NLB 17 th issue	101,694		100,000.00	SIT	10,169,400,000	42,446,126	51,720,613
28 BTC HIPOTEKARNE	400,000	105.00	100.00	EUR	10,062,515,400	42,000,000	51,177,008
29 REPUBLIKA SLOVENIJA 22 nd issue	800,000	103.20	10,000.00	SIT	8,256,000,000	34,459,773	41,989,240
30 REPUBLIKA SLOVENIJA 25 th issue	800,000	102.99	10,000.00	SIT	8,239,200,000	34,389,652	41,903,797
31 NLB 12 th issue	80,000	102.10	100,000.00	SIT	8,168,000,000	34,092,470	41,541,681
32 NLB 16 th issue	77,557	101.00	100,000.00	SIT	7,833,257,000	32,695,284	39,839,209
33 REPUBLIKA SLOVENIJA 49 th issue	78,392	106.50	380.00	EUR	7,600,850,958	31,725,242	38,657,214
34 NOVA KBM 7 th issue	70,000	101.70	100,000.00	SIT	7,119,000,000	29,714,041	36,206,565
35 NOVA KBM 8 th issue	70,000		100,000.00	SIT	7,000,000,000	29,217,347	35,601,342
36 NLB 11 th issue	26,326	105.40	1,000.00	EUR	6,647,873,632	27,747,604	33,810,461
37 NOVA KBM 5 th issue	60,000	105.00	100,000.00	SIT	6,300,000,000	26,295,612	32,041,208
38 REPUBLIKA SLOVENIJA 32 nd issue	238,655	108.60	100.00	EUR	6,209,514,284	25,917,933	31,581,006
39 REPUBLIKA SLOVENIJA 21 st issue	711,977	98.00	8,500.00	SIT	5,930,768,410	24,754,474	30,163,331
40 NOVA KBM 6 th issue	50,000	101.65	100,000.00	SIT	5,082,500,000	21,213,881	25,849,117
41 ABANKA VIPA 7 th issue	173,000	103.90	100.00	EUR	4,306,445,132	17,974,700	21,902,175
42 ABANKA 6 th issue	135,000	102.20	100.00	EUR	3,305,536,309	13,797,000	16,811,647
43 REPUBLIKA SLOVENIJA 44 th issue	296,493	110.90	10,000.00	SIT	3,288,107,370	13,724,253	16,723,005
44 REPUBLIKA SLOVENIJA 31 st issue	294,768	106.00	10,000.00	SIT	3,124,540,800	13,041,542	15,891,121
45 BANKA CELJE 8 th issue	125,000	104.10	100.00	EUR	3,117,582,896	13,012,500	15,855,734
46 NLB 3 rd issue	12,000	103.00	1,000.00	EUR	2,961,254,532	12,360,000	15,060,662
47 NOVA KBM 3 rd issue, A series	20,000	106.60	100,000.00	SIT	2,741,968,675	11,444,721	13,945,395
48 BANKA CELJE 7 th issue	100,000	104.00	100.00	EUR	2,491,670,480	10,400,000	12,672,402
49 ABANKA 4 th issue	100,000	102.01	100.00	EUR	2,443,993,324	10,201,000	12,429,920
50 BANKA CELJE 5 th issue	100,000	101.80	100.00	EUR	2,438,962,066	10,180,000	12,404,332
51 ABANKA 5 th issue	100,000	101.00	100.00	EUR	2,419,795,370	10,100,000	12,306,852
52 BANKA CELJE 6 th issue, A series	100,000	100.40	100.00	EUR	2,405,420,348	10,040,000	12,233,742
53 NOVA KBM 2 nd issue	18,000	103.00	500.00	EUR	2,220,940,899	9,270,000	11,295,497
54 NOVA KBM 3 rd issue, B series	18,000		500.00	EUR	2,156,253,300	9,000,000	10,966,502
55 ABANKA 3 rd issue	70,000	100.00	100.00	EUR	1,677,085,900	7,000,000	8,529,501
56 BTC 2 nd issue	340,000	107.20	18.27	EUR	1,595,399,742	6,659,050	8,114,053
57 HOTELI BERNARDIN	20,000	103.10	296.99	EUR	1,467,194,718	6,123,934	7,462,014
58 STANOVANJSKI SKLAD RS 2 nd issue	20,000	106.02	59,595.88	SIT	1,273,154,158	5,314,027	6,475,142
59 BANKA CELJE 4 th issue	100,000	102.10	24.59	EUR	601,508,181	2,510,639	3,059,214
60 STANOVANJSKI SKLAD RS 1 st issue	70,965	104.30	24.03	EUR	426,127,492	1,778,616	2,167,244
61 BANKA VIPA 7 th issue	10,000	104.55	137.50	EUR	344,416,543	1,437,562	1,751,670
62 BANKA VIPA 6 th issue	10,000	102.00	112.50	EUR	274,922,296	1,147,500	1,398,229
63 BANKA VIPA 5 th issue	10,000	102.50	75.00	EUR	184,179,969	768,750	936,722
64 BANKA VIPA 4 th issue	8,000	103.11	63.92	EUR	126,323,691	527,263	642,470
65 BANKA VIPA 3 rd issue	10,000	102.35	31.96	EUR	78,370,368	327,111	398,584
TOTAL					1,058,130,830,086	4,416,539,314	5,381,553,979

EXCHANGE RATES	1 USD=	196.6218 SIT as of 31 Aug 2005
	1 EUR=	239.5837 SIT as of 31 Aug 2005

MARKET CAPITALISATION OF BONDS - SEMI-OFFICIAL MARKET

Issue	Number of issued bonds	Price as of 31 Aug 2005	Principal amt. as of 31 Aug 2005	Currency of denomination	Market capitalisation as of 31 Aug 2005 (in SIT)	Market capitalisation as of 31 Aug 2005 (in EUR)	Market capitalisation as of 31 Aug 2005 (in USD)
1 SLOV. ODŠKODNINSKA DRUŽBA 2 nd issue	10,948,747	106.87	49.93	EUR	139,971,321,675	584,227,231	711,880,990
2 DARS 1 st issue	134,300	113.95	100,000.00	SIT	15,303,485,000	63,875,318	77,832,087
3 NLB 15 th issue	131,126	105.35	100,000.00	SIT	13,814,124,100	57,658,865	70,257,337
4 POSLOVNI SISTEM MERCATOR	365,400	104.00	100.00	EUR	9,104,563,934	38,001,600	46,304,957
5 ZAVAROVALNICA TRIGLAV 1 st issue	30,000	108.70	1,000.00	EUR	7,812,824,457	32,610,000	39,735,291
6 NLB 7 th issue	62,500	107.00	100,000.00	SIT	6,687,500,000	27,913,001	34,011,997
7 ABANKA VIPA 10 th issue	21,000	102.00	1,000.00	EUR	5,131,882,854	21,420,000	26,100,274
8 CIMOS 1 st issue	200,000	106.60	100.00	EUR	5,107,924,484	21,320,000	25,978,424
9 POŠTNA BANKA SLOVENIJE 7 th issue	40,000	102.30	100,000.00	SIT	4,092,000,000	17,079,626	20,811,528
10 NLB 14 th issue	17,000	100.00	1,000.00	EUR	4,072,922,900	17,000,000	20,714,503
11 NLB 8 th issue	14,276	103.50	1,000.00	EUR	3,540,007,293	14,775,660	18,004,144
12 PROBANKA 7 th issue	120,000	102.00	100.00	EUR	2,932,504,488	12,240,000	14,914,442
13 ABANKA VIPA 9 th issue	100,000	104.10	100.00	EUR	2,494,066,317	10,410,000	12,684,587
14 POŠTNA BANKA SLOVENIJE 5 th issue	10,000	102.40	1,000.00	EUR	2,453,337,088	10,240,000	12,477,442
15 ABANKA VIPA 8 th issue	100,000	101.10	100.00	EUR	2,422,191,207	10,110,000	12,319,037
16 POTEZA NALOŽBE	100,000		100.00	EUR	2,395,837,000	10,000,000	12,185,002
17 PROBANKA 5 th issue	78,500	100.00	100.00	EUR	1,880,732,045	7,850,000	9,565,226
18 POŠTNA BANKA SLOVENIJE 3 rd issue	17,955	100.00	100,000.00	SIT	1,834,374,191	7,656,507	9,329,455
19 POŠTNA BANKA SLOVENIJE 2 nd issue	15,000	112.50	100,000.00	SIT	1,696,065,176	7,079,218	8,626,028
20 STANOVANJSKI SKLAD 3 rd issue	20,000	115.00	71,933.79	SIT	1,661,215,905	6,933,760	8,448,788
21 DEŽELNA BANKA SLOVENIJE 4 th issue	67,530		100.00	EUR	1,617,908,726	6,753,000	8,228,532
22 PROBANKA 6 th issue	65,000	103.00	100.00	EUR	1,604,012,872	6,695,000	8,157,859
23 FACTOR BANKA 8 th issue	6,300		1,000.00	EUR	1,509,377,310	6,300,000	7,676,551
24 FACTOR BANKA 9 th issue	5,927	104.60	1,000.00	EUR	1,485,333,169	6,199,642	7,554,285
25 BANKA ZASAVJE 3 rd issue	5,000	101.00	1,000.00	EUR	1,209,897,685	5,050,000	6,153,426
26 FMR 1 st issue	50,000	100.00	100.00	EUR	1,197,918,500	5,000,000	6,092,501
27 FACTOR BANKA 10 th issue	1,184	100.49	1,000,000.00	SIT	1,189,801,600	4,966,121	6,051,219
28 FACTOR BANKA 6 th issue	10,000	102.79	419.65	EUR	1,033,466,482	4,313,593	5,256,113
29 KD INVESTMENTS 1 st issue	80,000	104.15	51.13	EUR	1,020,662,883	4,260,152	5,190,996
30 POŠTNA BANKA SLOVENIJE 6 th issue	10,000		100,000.00	SIT	1,000,000,000	4,173,907	5,085,906
31 AUTOCOMMERCE 1 st issue	22,300	106.20	174.93	EUR	992,546,686	4,142,797	5,047,999
32 PROBANKA 4 th issue	50,000	100.01	63.19	EUR	757,040,397	3,159,816	3,850,236
33 SIP STROJNA INDUSTRIJA 1 st issue, B series	17,250		92.07	EUR	380,508,629	1,588,208	1,935,231
TOTAL					249,407,355,053	1,041,003,019	1,268,462,373

EXCHANGE RATES	1 USD=	196.6218	SIT as of 31 Aug 2005
	1 EUR=	239.5837	SIT as of 31 Aug 2005

D3) MARKET CAPITALISATION OF INVESTMENT FUNDS

	Closed-end funds	Number of shares traded	Price as of 31 Aug 2005	Market capitalisation as of 31 Aug 2005 (in SIT)	Market capitalisation as of 31 Aug 2005 (in EUR)	Market capitalisation as of 31 Aug 2005 (in USD)
1	NFD 1 DELNIŠKI INVESTICIJSKI SKLAD	160,580,300	320 SIT	51,347,156,728	214,318,239	261,146,814
2	KD ID	9,181,542	2,266 SIT	20,806,108,695	86,842,756	105,817,914
3	INFOND ID	8,132,314	2,396 SIT	19,486,569,484	81,335,122	99,106,861
4	MAKSIMA ID	7,811,823	2,385 SIT	18,629,088,663	77,756,077	94,745,795
5	ZLATA MONETA I, ID	136,595,600	127 SIT	17,406,377,308	72,652,594	88,527,199
6	KRONA SENIOR	73,170,428	154 SIT	11,236,050,924	46,898,228	57,145,499
7	MODRA LINIJA	34,156,833	245 SIT	8,377,304,862	34,966,089	42,606,185
8	ZVON ENA ID	2,277,577	2,767 SIT	6,301,235,631	26,300,769	32,047,492
9	VIPA INVEST	3,079,247	2,011 SIT	6,192,581,264	25,847,256	31,494,886
10	INFOND ID 1	4,956,471	1,125 SIT	5,578,210,722	23,282,931	28,370,256
	TOTAL			165,360,684,281	690,200,061	841,008,903

EXCHANGE RATES	1 USD=	196.6218	SIT as of 31 Aug 2005
	1 EUR=	239.5837	SIT as of 31 Aug 2005

E) OTHER

E1) INDICATORS AS OF 31 AUGUST 2005

ISSUE	Price as of 31 Aug 2005	Total net profit (loss) in 000 SIT in year 2004	Earning per share as of 31 Dec 2004	P / E ⁽¹⁾	Dividend for year 2003 or 2004	Dividend yield	Book value as of 31 Dec 2004	Market book ratio	Turnover ratio ⁽²⁾
Aerodrom ⁽⁴⁾	11,400 SIT	2,040,101	537.36 SIT	21.22	240 SIT	2.11%	4,909.64 SIT	2.32	0.10
Comet	2,150 SIT	79,039	47.12 SIT	45.63	200 SIT	9.30%	3,441.87 SIT	0.62	0.02
Delo	30,700 SIT	729,216	1,092.52 SIT	28.10	600 SIT	1.95%	8,962.40 SIT	3.43	0.12
Delo Prodaja	4,800 SIT	641,763	1,106.29 SIT	4.34	310 SIT	6.46%	6,490.22 SIT	0.74	0.08
Emona obala	842 SIT	(2,342,043)	(1,494.31 SIT)	⁽³⁾	0	0.00%	2,920.42 SIT	0.29	0.08
Etol	52,980 SIT	958,886	4,200.86 SIT	12.61	1,350 SIT	2.55%	46,324.30 SIT	1.14	0.04
Geodetski zavod Slovenije	2,200 SIT	57,121	151.08 SIT	14.56	80 SIT	3.64%	3,590.57 SIT	0.61	0.03
Gorenje	5,600 SIT	4,885,474	409.82 SIT	13.66	100 SIT	1.79%	5,207.86 SIT	1.08	0.15
Inter.europa	5,511 SIT	2,824,667	357.44 SIT	15.42	240 SIT	4.36%	4,515.34 SIT	1.22	0.09
Istrabenz	8,301 SIT	9,042,702	1,745.71 SIT	4.75	130 SIT	1.57%	7,708.91 SIT	1.08	0.05
Kompas MTS	1,200 SIT	(564,361)	(189.83)	⁽³⁾	110 SIT	9.17%	3,679.00 SIT	0.33	0.90
Krka	83,305 SIT	14,630,663	4,328.66 SIT	19.24	1,400 SIT	1.68%	29,512.95 SIT	2.82	0.12
Luka Koper ⁽⁴⁾	7,195 SIT	4,394,450	313.89 SIT	22.92	245 SIT	3.41%	4,328.37 SIT	1.66	0.11
Mercator	38,000 SIT	6,561,554	2,045.64 SIT	18.58	318 SIT	0.84%	27,532.62 SIT	1.38	0.16
Merkur	35,306 SIT	2,652,193	2,199.61 SIT	16.05	600 SIT	1.70%	31,593.19 SIT	1.12	0.13
Mlinotest	1,500 SIT	428,816	179.48 SIT	8.36	52 SIT	3.47%	2,444.86 SIT	0.61	0.01
Nika	3,490 SIT	90,717	485.91 SIT	7.18	0	0.00%	4,428.28 SIT	0.79	0.02
Petrol	63,000 SIT	6,946,310	3,372.86 SIT	18.68	900 SIT	1.43%	38,263.45 SIT	1.65	0.10
Pivovarna Laško	7,596 SIT	1,076,311	123.13 SIT	61.69	50 SIT	0.66%	4,972.15 SIT	1.53	0.13
Pivovarna Union	37,946 SIT	(1,045,807)	(2,318.27)	⁽³⁾	0	0.00%	45,216.33 SIT	0.84	0.64
Salus	125,510 SIT	1,740,301	13,182.50 SIT	9.52	4,500 SIT	3.59%	69,660.93 SIT	1.80	0.10
Sava	43,471 SIT	4,905,407	2,636.34 SIT	16.49	620 SIT	1.43%	33,988.11 SIT	1.28	0.13
Terme Čatež	35,502 SIT	679,596	1,386.42 SIT	25.61	1,050 SIT	2.96%	28,723.98 SIT	1.24	0.05
Žito	31,927 SIT	284,852	814.40 SIT	39.20	920 SIT	2.88%	39,594.75 SIT	0.81	0.09
MARKET AVERAGE ⁽⁵⁾				17.49		1.81%		1.45	

Calculated on the basis of last audit consolidated financial statements. Average number of shares traded in last 2 years has been used for the calculations.

(1) P / E = PRICE / EARNINGS PER SHARE

(2) Yearly turnover / average capitalisation on 31 Aug 2004, 28 Feb 2005 and 31 Aug 2005.

(3) Not applicable.

(4) By Aerodrom and Luka Koper P / E is calculated on all shares.

(5) Average P/E = total market capitalisation of common shares listed on official market (31 Aug 2005) / total net profit of companies listed on official market (in year 2004), adjusted with share of listed securities.

Average div. yield = total dividends, paid by the companies listed on official market in year 2004, adjusted with share of listed securities / total market capitalisation of common shares on official market (31 Aug 2005).

Average price / book value = total market capitalisation of common shares listed on official market (31 Aug 2005) / total equity of companies listed on official market (31 Dec 2004), adjusted with share of listed securities.

E2) OWNERSHIP AND NET INFLOW OF FOREIGN INVESTMENTS

CHANGES IN FOREIGN OWNERSHIP IN CURRENT YEAR				
ISSUE	Balance as of 31 Aug 2005 (in %)	Balance as of 31 Aug 2004 (in %)	% points change 31 Aug 2005/ 31 Aug 2004	Market capitalisation as of 31 Aug 2005 (in SITm)
DELO PRODAJA	2.91	0.24	2.66	2,849
PIVOVARNA LAŠKO	4.89	2.66	2.23	65,152
MERCATOR	4.45	2.96	1.49	121,923
KRKA	3.44	2.70	0.74	295,117
GORENJE	2.09	1.55	0.54	68,319
ETOL	0.55	0.06	0.49	13,490
ISTRABENZ	0.19	25.24	-25.05	42,998
PIVOVARNA UNION	0.86	42.21	-41.35	17,118

NET INFLOW OF FOREIGN PORTFOLIO INVESTMENTS BY MONTH IN SITm

	Exchange market	Off-exchange market	Total	Turnover of foreign investors on the exchange	Foreign ownership (capitalisation of shares)	Share in turnover of foreign investors
Year 2004						
August	-260.60	-6.47	-267.07	1,233.34	4.37%	4.76%
September	127.39	1,470.87	1,598.26	1,508.10	4.30%	4.52%
October	-590.79	17,526.67	16,935.88	1,793.58	3.80%	6.82%
November	218.93	6,540.49	6,759.42	1,735.66	4.02%	5.24%
December	244.0	8,670.3	8,914.3	2,336.1	4.47%	4.55%
Year 2005						
January	638.6	2,917.8	3,556.5	1,632.9	4.48%	5.50%
February	1,944.8	-2,426.2	-481.4	2,586.4	3.98%	9.45%
March	-120.2	2,393.9	2,273.7	1,966.4	4.07%	11.80%
April	-9.7	15,428.9	15,419.2	1,224.1	3.90%	13.23%
May	-19.2	3,919.2	3,899.9	750.8	4.04%	7.43%
June	316.6	33,032.7	33,349.3	803.5	3.82%	7.50%
July	287.9	748.9	1,036.8	1,371.0	3.78%	21.92%
August	518.2	11,038.9	11,557.1	1,101.7	3.87%	24.04%
Total in year 2005	2,750.9	55,266.3	58,017.1	8,964.2	3.87%	15.57%
Total in year 2004	-389.19	33,184.73	32,795.54	18,805.40	4.47%	4.74%
Total in year 2003	521.20	52,206.99	52,728.19	11,916.37	5.91%	3.50%
Total in year 2002	-11,895.17	337,085.31	325,190.16	39,402.86	19.68%	8.19%
Total in year 2001	4,499.69	63,500.44	68,000.03	10,555.78	10.51%	3.03%
Total in year 2000	208.11	8,540.41	8,748.52	4,295.57	7.77%	1.59%
Total in year 1999	-2,269.19	674.01	-1,595.09	3,163.40	7.98%	1.19%
Total in year 1998	2,761.20	-2,104.00	657.30	14,333.90	8.86%	8.27%
Total in year 1997	8,440.86	9,965.96	18,406.81	24,090.40	n.a.	22.24%
Total in year 1996	7,439.48	3,381.38	10,820.86	9,718.80	n.a.	11.17%

E3) RECORD VALUES

RECORD DAILY TURNOVER IN YEAR 2005

11 January 2005

	Turnover (in SITm)	Number of bargains	Volume in pieces
Order book trades	763,230,630	978	560,195
Cross trades	458,363,766	144	225,680
Total	1,221,594,396	1,122	785,875

MAX AND MIN VALUE OF TURNOVER AND INDICES

	In year 2005		In years 1989-2004	
Monthly turnover - block trades excluded (in SITm)	16,678.29	January 2005	27,481.53	October 2002
Daily turnover - block trades excluded (in SITm)	1,221.59	11 Jan 2005	3,399.13	26 Aug 2002
Number of bargains per day - block trades excluded	1,603	17 Feb 2005	6,391	27 Dec 2002
Value of block trade (in SITm)	16,962.40	14 Feb 2005	8,128	23 Nov 2001
Max value of SBI 20 index	5,131.61	1 Feb 2005	4,935.29	15 Nov 2004
Min value of SBI 20 index	4,396.80	30 Jun 2005	891.93	10 Sep 1996
Max value of PIX index	4,752.47	31 Jan 2005	4,606.40	26 Nov 2004
Min value of PIX index	4,150.70	1 Jul 2005	965.15	29 Apr 1999
Max value of BIO index	122.60	16 Mar 2005	122.27	27 Dec 2004
Min value of BIO index	120.63	20 Jan 2005	100.46	5 July 1995
Other				
Market capitalisation in SITm	3,116,721	28 Feb 2005	3,049,777	31 Dec 2004
Share in turnover of foreign investors	4.48%	31 Jan 2005	19.68%	31 Dec 2002

E4) NEW LISTED AND DELISTED SECURITIES AND CHANGES IN YEAR 2005

NEW LISTED SECURITIES

OFFICIAL MARKET

BONDS

Issuer	Trading code	Nomin. value of issue	Issue	Listing date	First trading day
Republika Slovenija	RS58	16,910,000,000 SIT	58 th issue	24 Jan 2005	2 Feb 2005
Republika Slovenija	RS59	23,090,000,000 SIT	59 th issue	24 Jan 2005	2 Feb 2005
Republika Slovenija	RS60	20,000,000,000 SIT	60 th issue	4 Apr 2005	14 Apr 2005
Nova Kreditna banka Maribor	KBM7	7,000,000,000 SIT	7 th issue	21 Jun 2005	30 Jun 2005
Nova Kreditna banka Maribor	KBM8	7,000,000,000 SIT	8 th issue	21 Jun 2005	30 Jun 2005
Nova Ljubljanska banka	NLB16	7,755,700,000 SIT	16 th issue	21 Jun 2005	30 Jun 2005
Nova Ljubljanska banka	NLB17	10,169,400,000 SIT	17 th issue	21 Jun 2005	30 Jun 2005

SEMI-OFFICIAL MARKET

SHARES

Issuer	Trading code	Type of share	Listing date	First trading day
CAP NALOŽBE, LJUBLJANA	CPNR	common	3 Jan 2005	12 Jan 2005
D HOLDING, DOMŽALE	DHLR	common	3 Jan 2005	12 Jan 2005
PRVA POKOJNINSKA DRUŽBA	PPDG	preferred	7 Jul 2005	20 Jul 2005

BONDS

Issuer	Trading code	Nominal value of issue	Issue	Listing date	First trading day
Poslovni sistem Mercator	MEO1	36,540,000 EUR	1 st issue	31 Jan 2005	10 Feb 2005
Abanka Vipava	AB10	21,000,000 EUR	10 th issue	23 Feb 2005	7 Mar 2005
FMR	FMR1	5,000,000 EUR	1 st issue	29 Apr 2005	5 May 2005
FACTOR BANKA	FB08	6,300,000 EUR	8 th issue	29 Apr 2005	10 May 2005
FACTOR BANKA	FB09	5,927,000 EUR	9 th issue	29 Apr 2005	10 May 2005
FACTOR BANKA	FB10	1,184,000,000 SIT	10 th issue	29 Apr 2005	10 May 2005
FACTOR BANKA	FB06	4,196,500 EUR	6 th issue	29 Apr 2005	23 May 2005
CIMOS	CIM1	20,000,000 EUR	1 st issue	8 Jul 2005	21 Jul 2005
PB SLOVENIJE	PBS6	1,000,000,000 SIT	6 th issue	8 Jul 2005	21 Jul 2005
PB SLOVENIJE	PBS7	4,000,000,000 SIT	7 th issue	8 Jul 2005	21 Jul 2005

DELISTED SECURITIES

OFFICIAL MARKET

SHARES

Issuer	Trading code	Type of share	Delisting date
Tehnounion, Ljubljana	TEHG	common	22 Mar 2005
DROGA	DRPG	common	17 May 2005
KOLINSKA	KOLR	common	17 May 2005
RADENSKA	RARG	common	21 Jun 2005

BONDS

Issuer	Trading code	Issue	Delisting date
Republika Slovenija	RS34	34 th issue	21 Feb 2005
Republika Slovenija	RS35	35 th issue	18 Mar 2005
Republika Slovenija	RS37	37 th issue	19 Apr 2005
Republika Slovenija	RS40	40 th issue	31 May 2005
NFD investicijsko svetovanje	NI01	1 st issue	9 Jun 2005
Republika Slovenija	RS41	41 st issue	17 Jun 2005
Republika Slovenija	RS42	42 nd issue	11 Jul 2005

SEMI-OFFICIAL MARKET

SHARES

Issuer	Trading code	Type of share	Delisting date
NK2 NALOŽBE, LJUBLJANA	NK2R	common	4 Jan 2005
OLJARICA, KRANJ	MOKG	common	21 Feb 2005
SVILA	SVMG	common	24 Mar 2005
INTEGRAL, JESENICE	INJG	common	23 May 2005
UPIMO GROUP	UPGR	common	17 Jun 2005
D HOLDING	DHLR	common	20 Jun 2005
CAP NALOŽBE	CPNR	common	20 Jun 2005
L EGOLES	LEGG	common	20 Jun 2005
SVILANIT	SKAG	common	1 Jul 2005
KOMPAS HOTELI KG	KHKG	common	25 Jul 2005
METALKA TRGOVINA	MTGG	common	22 Aug 2005
KEMA PUCONCI	KEPG	common	22 Aug 2005

BONDS

Issuer	Trading code	Issue	Delisting date
SIP, strojna industrija	SIPAE	1 st issue	26 Apr 2005

INVESTMENT FUNDS

Issuer	Trading code	Delisting date
TRILAV STEBER I, posebna delniška ID	TG1R	27 Jun 2005

EXTENDED LISTING OF SECURITIES

OFFICIAL MARKET

BONDS

Issuer	Trading code	Issue	Number of bonds before extension	Number of bonds after extension	Extension date
Republika Slovenija	RS58	58 th issue	1,691,000	3,091,000	23 Feb 2005
Republika Slovenija	RS59	59 th issue	2,309,000	4,909,000	23 Feb 2005
Republika Slovenija	RS58	58 th issue	3,091,000	4,791,000	16 Mar 2005
Republika Slovenija	RS59	59 th issue	4,909,000	7,209,000	16 Mar 2005
Republika Slovenija	RS59	59 th issue	7,209,000	9,209,000	1 Apr 2005
Republika Slovenija	RS58	58 th issue	4,791,000	6,291,000	22 Apr 2005
Republika Slovenija	RS59	59 th issue	9,209,000	11,709,000	22 Apr 2005
Republika Slovenija	RS58	58 th issue	6,291,000	7,491,000	13 May 2005
Republika Slovenija	RS60	60 th issue	2,000,000	5,800,000	13 May 2005
Republika Slovenija	RS59	59 th issue	11,709,000	13,832,500	10 Jun 2005
Republika Slovenija	RS60	60 th issue	5,800,000	8,200,000	10 Jun 2005

SEMI-OFFICIAL MARKET

SHARES

Issuer	Trading code	Type of share	Number of shares before extension	Number of shares after extension	Extension date
TOVARNA OLJA GEA	GSBG	common	846,600	1,254,960	21 Feb 2005
ZVON ENA HOLDING	ZVHR	common	11,520,720	12,431,743	2 Jun 2005
NFD HOLDING	NF2R	common	30,184,540	31,859,997	18 Jul 2005
ZDRAVILIŠČE ROGAŠKA	RGS	common	898,110	900,462	8 Aug 2005
ZDRAVILIŠČE ROGAŠKA	RGP	preferred	27,850	27,988	8 Aug 2005

BONDS

Issuer	Trading code	Issue	Number of bonds before extension	Number of bonds after extension	Extension date
Slovenska odškodninska družba	SOS2E	2 nd issue	10,500,000	14,000,000	28 Apr 2005

EXPIRED BONDS IN YEAR 2005

Issuer	Trading code	Issue	Market	Last trading day
Republika Slovenija	RS28	28 th issue	official market	10 Jan 2005
Banka Celje	BCE6B	6 th issue B series	official market	9 Feb 2005
Republika Slovenija	RS17	17 th issue	official market	17 Feb 2005
Banka Celje	BCE3	3 rd issue	official market	23 Feb 2005
Nova Ljubljanska banka	NLB3	2 nd issue A series	official market	24 Feb 2005
Nova Ljubljanska banka	NLB4	2 nd issue B series	official market	24 Feb 2005
Abanka Vipava	VP02E	2 nd issue	official market	25 Mar 2005
Republika Slovenija	RS36	36 th issue	official market	11 Mar 2005
SKB banka	SKB4A	4 th issue series A	official market	26 May 2005
SKB banka	SKB4B	4 th issue series B	official market	26 May 2005
Republika Slovenija	RS42	42 th issue	official market	8 July 2005
Banka Koper	BKP4	4 th issue	semi-official market	26 July 2005
Deželna banka Slovenije	SZB3	3 rd issue	official market	26 July 2005

F) LIST OF SECURITIES - AUGUST 2005

F1) OFFICIAL MARKET (1)

CORPORATE BONDS

	Issuer	Trading code	First trading day	Nominal value of issue traded	Coupon interest rate	Maturity	Sector
1	ABANKA VIPA	AB03	14 June 1999	7 EURm	5% p.a.	1998-2005	banking
2	ABANKA VIPA	AB04	27 Dec 2000	10 EURm	6.25% p.a.	2000-2007	banking
3	ABANKA VIPA	AB05	26 Sept 2001	10 EURm	6% p.a.	2001-2006	banking
4	ABANKA VIPA	AB06	25 Nov 2002	13.5 EURm	5.9% p.a.	2002-2009	banking
5	ABANKA VIPA	AB07	30 Oct 2003	17.3 EURm	5.3% p.a.	2003-2010	banking
6	BANKA CELJE	BCE4	9 Feb 2001	10 EURm	6% p.a.	2000-2006	banking
7	BANKA CELJE	BCE5	19 Dec 2001	10 EURm	6% p.a.	2001-2007	banking
8	BANKA CELJE	BCE6A	30 Sept 2002	10 EURm	5.6% p.a.	2002-2008	banking
9	BANKA CELJE	BCE7	17 Nov 2003	10 EURm	5.15% p.a.	2003-2010	banking
10	BANKA CELJE	BCE8	26 Oct 2004	12.5 EURm	4.9% p.a.	2004-2011	banking
11	ABANKA VIPA	VIP3E	13 Nov 1996	2,556,459.41 EUR	7.5% p.a.	1996-2006	banking
12	ABANKA VIPA	VIP4E	3 Dec 1997	2,045,167.52 EUR	7% p.a.	1997-2007	banking
13	ABANKA VIPA	VIP5	24 Dec 1998	2 EURm	6% p.a.	1998-2008	banking
14	ABANKA VIPA	VIP6	6 Mar 2000	2 EURm	5.5% p.a.	1999-2009	banking
15	ABANKA VIPA	VIP7	19 July 2001	2 EURm	6.2% p.a.	2001-2010	banking
16	BLAGOVNO TRGOVINSKI CENTER	BTC1E	24 Feb 1997	17,383,924.96 EUR	10.5% p.a.	1996-2008	retail, wholesale and real estate trade
17	BLAGOVNO TRGOVINSKI CENTER	BTC2	6 Jun 2003	40 EURm	7% p.a.	2001-2011	retail, wholesale and real estate trade
18	HOTELI BERNARDIN	HTB1E	28 June 1999	10,225,837.62 EUR	8.5% p.a.	1999-2009	hotel and restaurant activities
19	NOVA KBM	KBM2	14 Nov 2000	9 EURm	5.9% p.a.	2000-2006	banking
20	NOVA KBM	KBM3	14 Nov 2001	2,000 SITm	5.8% p.a.+TOM	2001-2006	banking
21	NOVA KBM	KBM4	14 Nov 2001	9 EURm	6% p.a.	2001-2006	banking
22	NOVA KBM	KBM5	26 Oct 2004	6,000 SITm	5.3% p.a.	2004-2009	banking
23	NOVA KBM	KBM6	26 Oct 2004	5,000 SITm	4.5% p.a.	2004-2007	banking
24	NOVA KBM	KBM7	30 Jun 2005	7,000 SITm	4.1% p.a.	2004-2011	banking
25	NOVA KBM	KBM8	30 Jun 2005	7,000 SITm	3.9% p.a.	2005-2010	banking
26	NOVA LJUBLJANSKA BANKA	NLB5	27 Sept 2001	12 EURm	5.8% p.a.	2000-2005	banking
27	NOVA LJUBLJANSKA BANKA	NLB9	18 Jun 2003	10,847.4 SITm	8.5% p.a.	2002-2006	banking
28	NOVA LJUBLJANSKA BANKA	NLB10	18 Jun 2003	10,824.3 SITm	3% p.a. + TOM	2002-2007	banking
29	NOVA LJUBLJANSKA BANKA	NLB11	18 Jun 2003	26,326 EURm	5.1% p.a.	2002-2009	banking
30	NOVA LJUBLJANSKA BANKA	NLB12	14 Nov 2003	8,000 SITm	2.65% + TOM	2003-2008	banking
31	NOVA LJUBLJANSKA BANKA	NLB13	14 Nov 2003	11,733.5 SITm	7% p.a.	2003-2013	banking
32	NOVA LJUBLJANSKA BANKA	NLB16	30 Jun 2005	7,755.7 SITm	4.0% p.a.	2004-2009	banking
33	NOVA LJUBLJANSKA BANKA	NLB17	30 Jun 2005	10,169.4 SITm	3.85% p.a.	2005-2011	banking
34	STANOVANJSKI SKLAD RS	SSR1E	4 July 1996	4,083,023.58 EUR	6% p.a.	1995-2010	national mortgage agency
35	STANOVANJSKI SKLAD RS	SSR2	30 June 1998	2,000 SITm	7.2% p.a. + TOM	1998-2008	national mortgage agency

MUNICIPAL and GOVERNMENT BONDS

	Issuer	Trading code	First trading day	Nominal value of issue traded	Coupon interest rate	Maturity	Sector
1	REPUBLIC OF SLOVENIA	RS10	14 June 1999	52,189.61 SITm	4.5% p.a. + TOM	1997-2007	government bond
2	REPUBLIC OF SLOVENIA	RS18	15 May 2000	50 EURm	6% p.a.	2000-2010	government bond
3	REPUBLIC OF SLOVENIA	RS21	18 Nov 2002	7,113.82 SITm	1% p.a. + TOM	2001-2015	government bond
4	REPUBLIC OF SLOVENIA	RS22	22 Feb 2001	8,000 SITm	4.7% p.a. + TOM	2001-2006	government bond
5	REPUBLIC OF SLOVENIA	RS23	20 Feb 2001	40 EURm	6% p.a.	2001-2011	government bond
6	REPUBLIC OF SLOVENIA	RS25	3 May 2001	8,000 SITm	4.7% p.a. + TOM	2001-2006	government bond
7	REPUBLIC OF SLOVENIA	RS26	14 June 2001	50 EURm	5.375% p.a.	2001-2011	government bond
8	REPUBLIC OF SLOVENIA	RS27	20 Dec 2001	17,000 SITm	4.7% p.a. + TOM	2001-2006	government bond
9	REPUBLIC OF SLOVENIA	RS29	25 Jan 2002	55 EURm	5.375% p.a.	2002-2012	government bond
10	REPUBLIC OF SLOVENIA	RS31	25 Jan 2002	2,974.68 SITm	4.7% p.a. + TOM	2002-2007	government bond
11	REPUBLIC OF SLOVENIA	RS32	25 Jan 2002	23,8655 EURm	5.375% p.a.	2002-2012	government bond
12	REPUBLIC OF SLOVENIA	RS33	9 Apr 2002	127.166 EURm	8% p.a.	2002-2022	government bond
13	REPUBLIC OF SLOVENIA	RS38	30 Apr 2002	100 EURm	5.63% p.a.	2002-2017	government bond
14	REPUBLIC OF SLOVENIA	RS39	18 Nov 2002	20,815.498 SITm	1% p.a. + TOM	2002-2008	government bond
15	REPUBLIC OF SLOVENIA	RS43	22 Oct 2002	15,600 SITm	3% p.a. + TOM	2002-2006	government bond
16	REPUBLIC OF SLOVENIA	RS44	29 Nov 2002	2,964.93 SITm	6.65% p.a.	2002-2012	government bond
17	REPUBLIC OF SLOVENIA	RS45	3 Dec 2002	12,112.49 SITm	8.2% p.a.	2002-2005	government bond
18	REPUBLIC OF SLOVENIA	RS48	10 Dec 2002	60 EURm	4.75% p.a.	2002-2012	government bond
19	REPUBLIC OF SLOVENIA	RS49	22 Jan 2003	29,78896 EUR m	4.75% p.a.	2003-2022	government bond
20	REPUBLIC OF SLOVENIA	RS50	11 Mar 2003	61,281,800 EUR	4.50% p.a.	2003-2013	government bond
21	REPUBLIC OF SLOVENIA	RS51	11 Mar 2003	44,470.5 SITm	7.75% p.a.	2003-2006	government bond
22	REPUBLIC OF SLOVENIA	RS52	17 Apr 2003	40,000 SITm	6.25% p.a.	2003-2008	government bond
23	REPUBLIC OF SLOVENIA	RS53	17 Apr 2003	100 EURm	4.875% p.a.	2003-2018	government bond
24	REPUBLIC OF SLOVENIA	RS54	29 Oct 2003	30,000 SITm	5.75% p.a.	2003-2013	government bond
25	REPUBLIC OF SLOVENIA	RS55	24 Feb 2004	40,000 SITm	5% p.a.	2004-2007	government bond
26	REPUBLIC OF SLOVENIA	RS56	24 Feb 2004	50,000 SITm	4.875% p.a.	2004-2009	government bond
27	REPUBLIC OF SLOVENIA	RS57	29 Mar 2004	90,000 SITm	4.875% p.a.	2004-2014	government bond
28	REPUBLIC OF SLOVENIA	RS58	2 Feb 2005	74,910 SITm	3.25% p.a.	2005-2008	government bond
29	REPUBLIC OF SLOVENIA	RS59	2 Feb 2005	138,325 SITm	4% p.a.	2005-2016	government bond
30	REPUBLIC OF SLOVENIA	RS60	14 Apr 2005	82,000 SITm	3.5% p.a.	2005-2010	government bond

TOM (abbreviation for: "temeljna obrestna mera" - base interest rate) - indexation factor, calculated as twelve month average of monthly consumer price index

F1) OFFICIAL MARKET (2)

COMMON SHARES

	Issuer	Trading code	First trading day	Nominal value of issue listed	Number of shares traded	Isin code	Sector
1	AERODROM, LJUBLJANA	AELG	8 Oct 1997	1,936.229 SITm	1,936,229	SI 003110327 6	airport services
2	COMET, ZREČE	CHZG	2 Nov 1998	1,700.688 SITm	1,700,688	SI 003110440 7	grinding wheels and other non-metals production
3	DELO, LJUBLJANA	DELR	13 Jan 1999	667.464 SITm	667,464	SI 003110445 6	publishing
4	DELO PRODAJA	DPRG	12 Feb 2001	593.549 SITm	593,549	SI 003110707 9	trade
5	EMONA OBALA	EOKG	7 Jan 1998	1,741.456 SITm	1,741,456	SI 003110268 2	commerce
6	ETOL, CELJE	ETOG	21 Feb 1997	2,546.19 SITm	254,619	SI 003110133 8	essential oils and fragrances production
7	GEODETSKI ZAVOD SLOVENIJE	GZRG	8 Jan 2001	379.820 SITm	379,820	SI 003111033 9	surveying and cartography
8	GORENJE, VELENJE	GRVG	10 Nov 2000 (2 June 1998 free market)	12,200 SITm	12,200,000	SI 003110407 6	household appliances
9	INTEREUROPA, KOPER	IEKG	12 Jan 1998	7,902.413 SITm	7,902,413	SI 003110009 0	retail trade
10	ISTRABENZ, KOPER	ITBG	16 June 1997	5,180 SITm	5,180,000	SI 003110207 0	holding companies management
11	KOMPAS MTS	MTSG	8 Dec 2000	2,973.005 SITm	2,973,005	SI 003110370 6	catering service, border-crossing and tourist services
12	KRKA TOVARNA ZDRAVIL, NOVO MESTO	KRKG	4 Nov 1997	14,170.448 SITm	3,542,612	SI 003110212 0	pharmaceutical & chemical industry
13	LUKA KOPER	LKPG	20 Nov 1996	7,140 SITm	7,140,000	SI 003110134 6	transport
14	MERCATOR, LJUBLJANA	MELR	22 Dec 1997	32,085.04 SITm	3,208,504	SI 003110008 2	commerce industry, agriculture
15	MERKUR, NAKLO	MER	30 Nov 1998	12,145.85 SITm	1,214,585	SI 003110463 9	wholesale and retail trade
16	MLINOTEST, AJDOVŠČINA	MAJG	3 Apr 2000	2,389.177 SITm	2,389,177	SI 003110820 0	food processing industry
17	NIKA, BREŽICE	NIKA	23 June 1992	479.688 SITm	479,688	SI 003110079 3	financial consultancy and services
18	PETROL, LJUBLJANA	PETG	5 May 1997	12,517.806 SITm	2,086,301	SI 003110215 3	crude-oil and gas trade
19	PIVOVARNA LAŠKO	PILR	1 Feb 2000	8,576.801 SITm	8,576,801	SI 003110741 8	brewery
20	PIVOVARNA UNION	PULG	6 Mar 2000	4,511.14 SITm	451,114	SI 003110907 5	brewery and soft drinks
21	SALUS, LJUBLJANA	SALR	16 Jan 1992	134.98 SITm	134,980	SI 003110568 5	full-line pharmaceutical
22	SAVA, KRANJ	SAVA	6 Jan 2000	20,069.87 SITm	2,006,987	SI 003110845 7	wholesale chemicals
23	TERME ČATEŽ	TCRG	26 Aug 1993	3,587.496 SITm	597,916	SI 003110063 7	health resort
24	ŽITO, LJUBLJANA	ZTOG	20 Mar 2000	3,487.65 SITm	348,765	SI 003110844 0	flour, bread, pasta and sweets production

PREFERRED SHARES

	Issuer	Trading code	First trading day	Nominal value of issue listed	Number of shares traded	Isin code	Sector
1	PROBANKA, MARIBOR	PRBP	30 Mar 1993	396.085 SITm	396,085	SI 002120040 5	banking

TRADED SECURITIES - AUGUST 2005

F2) SEMI-OFFICIAL MARKET (1)

CORPORATE BONDS

	Issuer	Trading code	First trading day	Nominal value of issue traded	Interest rate	Maturity	Sector
1	ABANKA VIPA	AB08	22 Sep 2004	10 EURm	4.9% p.a.	2003-2011	banking
2	ABANKA VIPA	AB09	22 Sep 2004	10 EURm	4.7% p.a.	2003-2011	banking
3	ABANKA VIPA	AB10	7 Mar 2005	21 EURm	4.6% p.a.	2004-2011	banking
4	AUTOCOMMERCE	ACL1E	15 Dec 1997	11,401,808.95 EUR	8% p.a.	1997-2006	foreign and domestic trade, service and production
5	BANKA ZASAVJE	BZ03	27 Jul 2004	5 EURm	4.5% p.a.	2004-2011	banking
6	CIMOS	CIM1	21 Jul 2005	20 EURm	5.75% p.a.	2004-2011	automobile industry
7	FMR	FMR1	5 May 2005	5 EURm	4.6% p.a.	2004-2009	holding companies management
8	FACTOR BANKA	FB06	23 May 2005	4,196 EURm	2% + 6month EURIBOR	2002-2009	banking
9	FACTOR BANKA	FB08	10 May 2005	6.3 EURm	4.8% p.a.	2003-2008	banking
10	FACTOR BANKA	FB09	10 May 2005	5,927 EURm	4.8% p.a.	2004-2014	banking
11	FACTOR BANKA	FB10	10 May 2005	1,184 SITm	4.25% p.a.	2004-2007	banking
12	KD INVESTMENTS	KDO1E	24 July 1996	4,090,335.05 EUR	10% p.a.	1996-2006	investment
13	NOVA LJUBLJANSKA BANKA	NLB7	22 Nov 2002	6,250 SITm	10% p.a.	2002-2005	banking
14	NOVA LJUBLJANSKA BANKA	NLB8	22 Nov 2002	14,276 EURm	5.5% p.a.	2002-2007	banking
15	NOVA LJUBLJANSKA BANKA	NLB14	6 Jul 2004	17 EURm	5% p.a.	2003-2008	banking
16	NOVA LJUBLJANSKA BANKA	NLB15	1 Dec 2004	13,112.6 SITm	4.8% p.a.	2004-2012	banking
17	POSLOVNI SISTEM MERCATOR	MEO1	10 Feb 2005	36.54 EURm	4.8% p.a.	2004-2011	banking
18	POŠTNA BANKA SLOVENIJE	PBS2	27 Dec 2002	1,500 SITm	6% + TOM	2000-2007	commerce industry, agriculture
19	POŠTNA BANKA SLOVENIJE	PBS3	27 Dec 2002	1,795.5 SITm	5.3% + TOM	2000-2005	banking
20	POŠTNA BANKA SLOVENIJE	PBS5	6 Jan 2004	10 EURm	4.8% p.a.	2004-2008	banking
21	POŠTNA BANKA SLOVENIJE	PBS6	21 Jul 2005	4,000 SITm	4.4% p.a.	2004-2012	banking
22	POŠTNA BANKA SLOVENIJE	PBS7	21 Jul 2005	1,000 SITm	4.7% p.a.	2004-2011	banking
23	POTEZA NALOŽBE	PNO1	29 Sep 2004	10 EURm	5.25% p.a.	2003-2011	enterprise and business counseling
24	PROBANKA, MARIBOR	PRB4	15 Mar 2000	5 EURm	5.5% p.a.	1999-2007	banking
25	PROBANKA, MARIBOR	PRB5	26 Apr 2002	7.85 EURm	6.25% p.a.	2001-2006	banking
26	PROBANKA, MARIBOR	PRB6	30 Jul 2003	6.5 EURm	5.7% p.a.	2002-2008	banking
27	PROBANKA, MARIBOR	PRB7	5 May 2004	12 EURm	5.2% p.a.	2004-2010	banking
28	SIP, STROJNA INDUSTRIJA	SIPBE	19 June 2000	1,763,956.99 EUR	6% p.a.	1999-2009	manufacturing farm equipment
29	DEŽELNA BANKA SLOVENIJE	SZB4	1 Apr 2004	6,753 EURm	6% p.a.	2004-2007	banking

INSURANCE

	Issuer	Trading code	First trading day	Nominal value of issue traded	Coupon interest rate	Maturity	Sector
1	ZAVAROVALNICA TRIGLAV	ZT01	2 Jun 2004	30 EURm	5.125% p.a.	2003-2013	insurance

MUNICIPAL and GOVERNMENT BONDS

	Issuer	Trading code	First trading day	Nominal value of issue traded	Coupon interest rate	Maturity	Sector
1	DARS	DRS1	30 Dec 2004	13,430 SITm	5.1% p.a.	2004-2024	performing financial engineering, preparatory, organization and policy making of building, maintenance of road network and management of super highways in Republic of Slovenia
2	SLOVENSKA ODŠKODNINSKA DRUŽBA	SOS2E	7 Apr 1997	555,626,591 EUR	6% p.a.	1996-2016	meeting commitments deriving from denationalisation process
3	STANOVANJSKI SKLAD RS	SSR3	8 May 2001	2,000 SITm	6.1% p.a. + TOM	2001-2011	national mortgage agency

TOM (abbreviation for: "temeljna obrestna mera" - base interest rate) - indexation factor calculated as twelve month average of monthly consumer price index

F2) SEMI-OFFICIAL MARKET (2)

COMMON SHARES

Issuer	Trading code	First trading day	Nominal value of issue traded	Number of shares traded	Isin code	Sector
1 AGROKOMBINAT, MARIBOR	AKMG	24 Sep 1999	403.808 SITm	403.808	SI 003110433 2	retail, fooder production for livestock, meat and milk products, granary services
2 AKTIVA AVANT, LJUBLJANA	AAPG	12 Sep 2003	2.951.872 SITm	2.951.872	SI 002111191 7	other financial intermediation
3 AKTIVA INVEST, LJUBLJANA	AKIR	27 May 2003	815.773 SITm	815.773	SI 02111135 4	enterprise & business counselling
4 AKTIVA NALOŽBE, LJUBLJANA	ATPG	27 Feb 2004	13.591.508 SITm	13.591.508	SI 002111216 2	holding companies management
5 ALPETOUR POTOVALNA AGENCIJA	APAG	2 Aug 2000	748.680 SITm	374.340	SI 003110989 3	passengers transport
6 ARKADA HOLDING, LJUBLJANA	AR1R	13 Jan 2004	6.640.325 SITm	6.640.325	SI 002111207 1	holding companies management
7 AVTOPREVOZNIŠTVO IN SERVISI, VELENJE	ASVG	1 Sep 1997	308.696 SITm	308.696	SI 003110315 1	transport company
8 BELINKA HOLDING	BELG	19 Oct 2000	2.702.532 SITm	2.702.532	SI 003110216 1	holding companies management
9 CAPITA	CAP1	5 Sep 1997	315.963 SITm	315.963	SI 002110003 5	holding companies management
10 CERTIUS INVEST	CRIR	16 Sep 2003	3.091.062 SITm	3.091.062	SI 002111192 5	other financial intermediation
11 CETIS, CELJE	CETG	10 Mar 1997	2.400 SITm	200.000	SI 003110084 3	paper industry and graphics
12 CINKARNA, CELJE	CICG	6 Mar 1998	4.874.862 SITm	812.477	SI 003110380 5	metallurgic and chemical industry
13 COLOR, MEDVODE	COMG	15 Jan 1998	1.900.782 SITm	950.391	SI 003110360 7	resin, colours and varnish industry
14 CREINA, KRANJ	CRKG	21 Feb 2000	194.376 SITm	48.594	SI 003110915 8	production and wholesale of agricultural and industrial machines and gadgets
15 DANA, MIRNA	DMRG	7 June 1999	404.231 SITm	404.231	SI 003110520 6	secondary industry of fruit processing and production of alcohol and non-alcohol drinks
16 DZS, LJUBLJANA	DZS	12 May 1999	1.429.368 SITm	1.429.368	SI 003110527 1	publishing and trading
17 EGOLES, ŠKOFJA LOKA - V LIKVIDACIJI	GKRG	17 Sep 1999	51.399 SITm	51.399	SI 003110714 5	forest management and sale of wood products
18 ELMO, LJUBLJANA	IELG	22 Feb 2001	708 SITm	708.000	SI 003111026 3	electrical installations
19 ETRA 33	ETRG	7 Nov 2002	454.23 SITm	45.423	SI 003110712 9	production of electromotors, generators and transformers
20 FINIRA	FIRR	10 Oct 2002	2.179.206 SITm	2.179.206	SI 002111138 8	holding companies management
21 FOND INVEST	MHLG	30 Jan 2001	595.241 SITm	595.241	SI 003111007 3	holding companies management
22 FRUCTAL, AJDOVŠČINA	FRAG	6 Jan 1998	2.504.151 SITm	2.504.151	SI 003110359 9	food-processing industry
23 GEA COLLEGE	GEAL	5 Jan 1995	248.2 SITm	248.200	SI 003110080 1	consulting
24 GEA TOVARNA OLJA	GSBG	30 June 1996	1.254.96 SITm	1.254.960	SI 003110129 6	oil - producing industry
25 GORENJSKI TISK, KRANJ	GTKG	19 Sep 1996	1.070.328 SITm	1.070.328	SI 003110119 7	graphics services
26 GORIŠKE OPEKARNE, RENČE	GORG	8 Mar 1999	523.634 SITm	523.634	SI 003110499 3	production of different clay brick products
27 GOZDNO GOSPODARSTVO BLED	GGBG	27 Dec 1999	611.9 SITm	611.900	SI 003110737 6	forest management
28 GRADIS GP	GLJG	12 July 1999	609.5 SITm	304.750	SI 003110393 8	construction
29 GRAND HOTEL UNION	GHUG	5 Jan 2000	1.814.613 SITm	1.814.613	SI 003110865 5	hotel industry
30 HELIOS, DOMŽALE	HDOG	19 Sep 1996	2.198.61 SITm	219.861	SI 003110114 8	intermediary on fuel, mine sector
31 HIDROTEHNIK, LJUBLJANA	VHLG	5 July 1999	2.198.61 SITm	384.472	SI 003110551 1	building industry and protection against flood damage
32 HOTELI PALACE, PORTOROŽ	PALG	7 Oct 1997	2.346.102 SITm	2.346.102	SI 003110330 0	hotel industry
33 HRAM HOLDING	ST1R	27 Jan 2004	4.346.667 SITm	4.346.667	SI 002111210 5	holding companies management
34 IMP ČRPALKE	ICRG	9 Sep 1998	333.034 SITm	333.034	SI 003110434 0	production of pumps
35 IMP KLIMAT	KLIG	26 Apr 2002	353.9 SITm	353.900	SI 003111114 7	production of air conditioning equipment
36 INFOND HOLDING	IFFR	23 Sept 2002	16.833.414 SITm	16.833.414	SI 002111076 0	holding companies management
37 INFOND HOLDING 1	IFHR	22 Jul 2004	3.777.004 SITm	3.777.004	SI 002111308 7	holding companies management
38 INLES, RIBNICA	IHPG	8 Oct 1999	1.387.19 SITm	693.595	SI 003110745 9	production of furniture
39 INTARA, LJUBLJANA	INTR	5 Jan 1995	101 SITm	101.000	SI 003110114 8	brokerage house
40 INTERTRADE ITA	INRG	20 Oct 1997	695.31 SITm	69.531	SI 003110333 4	mechanical engineering representative
41 INTERTRADE ITS	ITSG	24 Apr 1998	1.260 SITm	1.260.000	SI 003110394 6	information and computer service
42 ISKRA AVTOELEKTRIKA	IALG	26 Oct 2004	3.216.626 SITm	1.608.313	SI 003110704 6	production of electrical equipment for machinery and vehicles
43 JADRAN, SEŽANA	JASG	23 Sep 1996	165.302 SITm	165.302	SI 003110154 4	commerce industry
44 JATA EMONA	JAMR	15 Jan 2002	3.197.534 SITm	3.197.534	SI 003111109 7	production and retailing of poultry meat
45 JAVOR, PIVKA	JPIG	13 Nov 2000	1.194.7 SITm	1.194.700	SI 003110910 9	production of plywood, bound and layer wood, fibre and other slabs
46 JELEN, SLOVENSKE KONJICE	JESG	29 Nov 1999	67.798 SITm	67.798	SI 003110430 8	restaurant & hotel capacities
47 JUTEKS, ŽALEC	JTKG	2 Nov 1999	641.432 SITm	641.432	SI 003110786 3	carpet production on various linings
48 KD HOLDING	KDHR	5 Feb 2001	10.988.272 SITm	1.373.534	SI 003111046 1	holding companies management
49 KLASJE, CELJE	KLAG	2 July 1999	820.343 SITm	820.343	SI 003110548 7	bread, pastries and sweets production
50 KOŠAKI TMI, MARIBOR	TKMG	11 Oct 1999	432.36 SITm	43.236	SI 003110424 1	secondary meat industry and production of meat products
51 KRONA HOLDING	KRHR	9 May 2002	1.287.121 SITm	1.287.121	SI 002111124 8	holding companies management
52 KS2 NALOŽBE	KS2G	22 Dec 2003	4.353.967 SITm	4.353.967	SI 002111203 0	holding companies management
53 LESNINA	MILG	12 Jan 2002	2.906.81 SITm	76.495	SI 003111116 2	wholesale and retail of furniture
54 LESNINA EMMI, SLOVENSKA BISTRICA	LSBG	8 May 1996	689.49 SITm	689.490	SI 003110035 5	aluminium and wood production
55 ŽITO INTES	IMTG	9 Mar 2000	2.518.194 SITm	2.518.194	SI 003110920 8	cereal processing and production of farinaceous food

F2) SEMI-OFFICIAL MARKET (3)

COMMON SHARES

	Issuer	Trading code	First trading day	Nominal value of issue traded	Number of shares traded	Isin code	Sector
56	LIP BLEĐ	LLBG	12 Jan 2000	1,942.454 SITm	1,942,454	SI 003110871 3	wood manufacturing
57	LIV POSTOJNA	LIVG	16 Nov 1999	1,616 SITm	161,600	SI 003110796 2	production of vacuum cleaners, plastic tubes and fittings, bicycles, hydraulic elevators and concrete mixers
58	LIZ INŽENIRING, LJUBLJANA	LIZG	11 Mar 1999	123,846 SITm	123,846	SI 003110371 4	consulting and engineering in object construction
59	MARINA, PORTOROŽ	MAPG	19 Sep 1996	627,864 SITm	313,932	SI 003110058 7	naautical and hotel industry
60	MAKSIMA HOLDING	MAHR	6 May 2003	6,399.85 SITm	6,399,850	SI 002111151 1	holding companies management
61	MAKSIMA INVEST	MKIR	26 Oct 2004	7,451.949 SITm	7,451,949	SI 002111319 4	holding companies management
62	MEDALJON, MARIBOR	MEDR	12 Oct 1999	1,734 SITm	1,734,000	SI 003110691 5	management of holding companies, business operations of own real estate and renting own real estate
63	MEDVEŠEK PUŠNIK, LJUBLJANA	MPL	12 Dec 1997	160 SITm	80,000	SI 002110324 5	financial consulting
64	MELAMIN, KOČEVJE	MKOG	23 Sep 1996	349,913 SITm	349,913	SI 00311020 1	chemical industry
65	MERCATA	MR0A	27 Jul 2004	2,891.874 SITm	2,891,874	SI 002111199 0	holding companies management
66	MESNA INDUSTRIJA PRIMORSKE	MIPG	19 June 2000	1,478.742 SITm	1,478,742	SI 003110969 5	meat processing industry; wholesale and retail trade with provisions
67	MITOL, SEŽANA	MISG	15 May 1997	687,627 SITm	687,627	SI 003110271 6	production and sale of adhesive substances and resinous compound
68	MKT PRINT	MKTG	11 Oct 1999	1,039.54 SITm	103,954	SI 003110094 2	printing, publishing, retail and wholesale
69	MODRA LINJA HOLDING	MLHR	20 Nov 2002	1,882,991 SITm	1,882,991	SI 002111058 8	holding companies management
70	M1	MR1R	4 Aug 2004	2,681.638 SITm	2,681,638	SI 002111311 1	holding companies management
71	NAMA, LJUBLJANA	NALN	30 Apr 2004	953.795 SITm	953,795	SI 003110269 0	retail trade and renting of business premises
72	NFD HOLDING	NFZR	10 Dec 2003	31,859.997 SITm	31,859,997	SI 002111200 6	holding companies management
73	NIKO, ŽELEZNIKI	NKPG	17 Sep 1999	358.75 SITm	35,875	SI 003110717 8	office material, industrial paper-clips, electromagnets and other metal mechanisms production
74	PLAMA PUR	POPG	6 Dec 1999	686.798 SITm	686,798	SI 003110822 6	production and refashioning of poliuretanic (plastic) foams
75	POM-INVEST	POIR	19 Oct 2001	2,241.983 SITm	2,241,983	SI 002111098 4	holding companies management
76	POM-NALOŽBE	PPIG	13 May 2004	2,296.5 SITm	2,296,500	SI 002111303 8	holding companies management
77	PRVA POKOJNINSKA DRUŽBA	PPDG	20 Jul 2005	1,700 SITm	170,000	SI 002120064 5	company's core activity includes pension funds
78	RTC KRVAVEČ	RKRG	17 Oct 1997	2,311.468 SITm	1,155,734	SI 003110328 4	ski resort
79	SATURNUS EMBALAŽA, LJUBLJANA	SELR	3 Nov 1997	672.512 SITm	84,064	SI 003111175 8	production of package
80	SIJAJ, HRASTNIK	SIHG	7 Oct 1999	268.8 SITm	26,880	SI 003110742 6	production of decorative lights and metal products
81	KD GROUP	SKDR	21 Dec 2000	372,872 SITm	186,436	SI 003111016 4	holding companies management
82	SLOVENIJALLES, LJUBLJANA	SLLG	8 May 1996	2,733.77 SITm	273,377	SI 003110040 5	commerce, engineering, representation
83	TEKSTINA, AJDOVŠČINA	TEAG	12 Feb 1997	1,503.057 SITm	1,503,057	SI 03110221 1	textile industry
84	TERME DOBRNA	ZDDG	5 July 1999	692.542 SITm	692,542	SI 03110539 6	medical services, tourist and hotel trade
85	TOSAMA, DOMŽALE	TODG	13 Sep 1996	2,956.7 SITm	295,670	SI 003110136 1	sanitary material production
86	TOVARNA SLADKORJA ORMOŽ	TSOR	12 Apr 1996	4,971.63 SITm	497,163	SI 003110020 7	sugar production
87	TRDNJAVA HOLDING	TR0R	31 Mar 2004	2,593.123 SITm	2,593,123	SI 002111219 6	holding companies management
88	TRDNJAVA I HOLDING	TR1R	31 Mar 2004	891.75 SITm	891,750	SI 002111220 4	holding companies management
89	TRIGLAV NALOŽBE	TRSG	7 Apr 2004	13,182.366 SITm	13,182,366	SI 002111223 8	holding companies management
90	TRIGLAV, finančna družba	TFDR	4 Mar 2003	6,356.989 SITm	6,356,989	SI 002111120 6	holding companies management
91	TUB SWATY, MARIBOR	TUBG	30 Dec 1997	1,155.76 SITm	288,940	SI 003110344 1	production and trade of knife grinders
92	UNITAS ARMATURE	USLG	26 Nov 1998	145.115 SITm	145,115	SI 003110467 0	production of sanitary, water and gas fittings
93	UNIT-AS NEPREMIČNINE, LJUBLJANA	USAR	20 Feb 2003	173.377 SITm	173,377	SI 003111147 7	trading with own real estate
94	VELANA, LJUBLJANA	VLJG	23 Dec 2002	1,409.645 SITm	1,409,645	SI 003110069 4	non-clothing textile manufacturer
95	VIPA HOLDING	VHDR	5 Nov 2003	7,347.565 SITm	7,347,565	SI 002111131 3	other financial intermediation
96	VIZIJA HOLDING	VIHR	17 Mar 2003	2,277.503 SITm	2,277,503	SI 002111125 5	holding companies management
97	VIZIJA HOLDING ENA	VZPG	3 Feb 2004	2,129.725 SITm	2,129,725	SI 002111211 3	holding companies management
98	ZDRAVILIŠČE ROGAŠKA	RGS	11 Feb 1999	900.462 SITm	900,462	SI 003110489 4	health resort
99	ZLATA MONETA II finančna družba	ZM2R	13 Nov 2003	8,232.861 SITm	8,232,861	SI 002111198 2	other financial intermediation
100	ZVON ENA HOLDING	ZVHR	30 Oct 2003	12,431.743 SITm	12,431,743	SI 002111177 6	holding companies management
101	ZVON DVA HOLDING	ZV2R	25 Feb 2004	14,120.934 SITm	14,120,934	SI 002111215 4	holding companies management
102	ŽELEZARNA RAVNE - MONTER DRAVOGRAD	ZMDG	17 Sep 1999	336.225 SITm	336,225	SI 003110696 4	management of investment portfolios of subsidiaries

PREFERRED SHARES

	Issuer	Trading code	First trading day	Nominal value of issue traded	Number of shares traded	Isin code	Sector
1	KD HOLDING	KDHP	18 July 2001	2,131.304 SITm	266,413	SI 003120050 2	holding companies management
2	PRVA POKOJNINSKA DRUŽBA	PPDG	20 Jul 2005	1,700 SITm	170,000	SI 002120064 5	pension insurance
3	ZDRAVILIŠČE ROGAŠKA	RGP	11 Feb 1999	55.976 SITm	27,988	SI 003120028 8	health resort

F2) SEMI-OFFICIAL MARKET (4)

CLOSED-END FUNDS

	Issuer	Trading code	First trading day	Nominal value of issue traded	Number of shares traded	Isin code	Sector
1	MAKSIMA, delniška ID	MAIR	21 May 2003	7,811.823 SITm	7,811,823	SI 002111152 9	investment fund
2	INFOND ID	IFIR	23 Sept 2002	8,132.314 SITm	8,132,314	SI 002111078 6	investment fund
3	INFOND ID 1	IFDR	2 Aug 2004	4,956.471 SITm	4,956,471	SI 002111307 9	investment fund
4	KD ID	KDIR	9 Feb 2001	9,181.542 SITm	9,181,542	SI 002111341 8	investment fund
5	KRONA SENIOR	SNON	8 Dec 1998	7,317.04 SITm	73,170,428	SI 002110590 1	investment fund
6	MODRA LINIJA	MLON	7 Apr 1998	3,415,383,300 SIT	34,156,833	SI 002110596 8	investment fund
7	NFD 1 DELNIŠKI INVESTICIJSKI SKLAD	NFIN	26 Oct 1998	15,833.01 SITm	160,580,300	SI 002110600 8	investment fund
8	VIPA INVEST	VIIN	13 Nov 2003	3,079.247 SITm	3,079,247	SI 002111132 1	investment fund
9	ZLATA MONETA I	ZM1N	31 Mar 1999	13,659.56 SITm	136,595,600	SI 002110617 2	investment fund
10	ZVON ENA ID	ZVIR	24 Nov 2003	2,277.577 SITm	2,277,577	SI 002111178 4	investment fund