



MONTHLY STATISTICS  
LJUBLJANA STOCK EXCHANGE

September 2005  
Year XI., No. 09/05

TURNOVER (BLOCK TRADES EXCLUDED)

Market	Turnover (in EURm)	Volume in pieces	Number of bargains
<b>Official market</b>	<b>36.92</b>	<b>523,987</b>	<b>6,690</b>
Shares	33.90	352,787	6,224
Bonds	3.02	171,200	466
<b>Semi-official market</b>	<b>23.01</b>	<b>6,009,275</b>	<b>14,991</b>
Shares	9.91	2,124,522	9,411
Bonds	7.25	118,324	434
Closed-end funds	5.85	3,762,929	5,144
<b>Short-term securities</b>	<b>0.00</b>	<b>3,500</b>	<b>2</b>
<b>Market maker trading segment*</b>	<b>285.55</b>	<b>6,769,004</b>	<b>200</b>
Bonds	178.98	4,198,607	120
Short-term securities	106.56	2,570,397	80
<b>Total via BTS with shares</b>	<b>43.81</b>	<b>2,477,309</b>	<b>15,635</b>

\*special segment for trading in securities issued by Republic of Slovenia.

MARKET SIZE

Market	Market capitalisation (in EURm)	Number of securities	Number of issuers
<b>Official market</b>	<b>9,070.40</b>	<b>89</b>	<b>32</b>
Shares	4,460.80	24	24
Bonds	4,609.60	65	8
<b>Semi-official market</b>	<b>3,495.65</b>	<b>145</b>	<b>128</b>
Shares	1,767.76	101	99
Bonds	1,050.67	34	19
Closed-end funds	677.22	10	10
<b>Short term securities</b>	<b>-</b>	<b>16</b>	<b>1</b>
<b>Total (cap. of shares)</b>	<b>6,228.55</b>	<b>234</b>	<b>155</b>

MONTHLY TURNOVER BY MARKETS IN SITm - OTHER SECURITIES

	Organized market			
	Official and semi-official market	Market maker segment**	Block trades	Off-market trades*
sep.04	5,737		10,395	22,162
oct.04	3,949		11,733	27,214
nov.04	6,417		13,496	21,934
dec.04	6,484		28,038	24,120
jan.05	4,446		10,924	12,350
feb.05	3,228		32,111	10,790
mar.05	5,041		14,211	24,450
apr.05	3,439		22,567	18,540
may.05	3,483		27,366	19,842
jun.05	3,599		40,519	27,922
jul.05	2,589		18,109	21,003
aug.05	2,148		27,759	11,036
sep.05	3,875	68,412	7,320	33,387

MONTHLY TURNOVER BY MARKETS IN SITm - SHARES

	Organized market	Block trades	Off-market trades*
sep.04	15,465	1,801	7,352
oct.04	9,352	1,261	38,142
nov.04	11,582	1,651	22,706
dec.04	14,901	1,958	37,791
jan.05	12,233	1,966	12,746
feb.05	8,911	965	8,523
mar.05	9,361	1,347	7,023
apr.05	6,160	891	4,899
may.05	4,533	593	17,060
jun.05	5,533	887	7,572
jul.05	6,254	926	3,952
aug.05	4,583	650	4,928
sep.05	10,495	9,042	13,044

\* appreciation of off-market transactions with marketable securities based on volume of off-market transaction (block trades excluded) and their monthly average prices

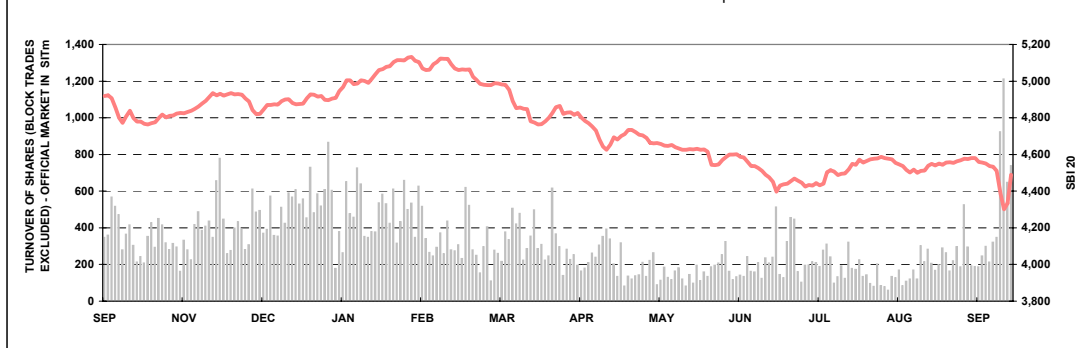
\* appreciation of off-market transactions with marketable securities based on volume of off-market transaction (block and TUVL trades excluded) and their monthly average prices

\*\* special segment for trading in securities issued by Republic of Slovenia

NOMINAL RETURN

STOCK EXCHANGE INDICES	Nominal return in September 2005	Nominal return in Year 2005
Slovene stock exchange index (SBI 20)	-1.30%	-8.45%
Investment fund index (PIX)	-1.68%	-8.81%
Bond index (BIO)	1.00%	0.36%

Movement of SBI 20 from 1 October 2004 to 30 September 2005





#### ISSUER

Ljubljana Stock Exchange Inc.  
Slovenska 56  
1000 Ljubljana

#### INFORMATIONS

E-mail:	info@ljse.si
Phone:	+386 1 47-10-211 +386 1 47-10-205
Contact persons:	Nataša Žabkar, Darja Jermaniš

#### STATISTICS ON WEB:

<http://www.ljse.si/cgi-bin/jve.cgi?doc=1989&sid=oW6SxKEMNaGgXs4b>

**INVESTMENT POINT OF SLOVENIA**

**BORZA**  
LIUBLJANA STOCK EXCHANGE

Contact Contents SLO  
Search

WHAT'S NEW STATISTICAL DATA FOR ISSUERS FOR INVESTORS ABOUT THE LJSE

**Welcome**  
Welcome to the Ljubljana Stock Exchange website!

**QUICK LINKS**  
SEOnet  
Daily price list  
List of members  
LJSE Indices  
Statistical data

**INDICES AS AT Sep 13, 2005**

Index	Change %
SBI20	0.01% ▲
PIX	-0.11% ▼
BIO	0.00%

Ascending, SBI20, 4,568.07 + 0.01%

**TOP FIVE SECURITIES AS AT Sep 12, 2005**

Symbol	Value	Change in %	Turnover (in SIT mio)
RGP	400.00	100.00% ▲	1.58
KDHR	13,550.53	3.20% ▲	27.84
SELR	34,050.00	2.87% ▲	1.02
LKPG	7,337.01	1.90% ▲	19.52
AAPG	430.50	1.48% ▲	126.72

**ABOUT THE LJSE**  
Market capitalisation (SIT mio): 3,008,878  
Turnover (SIT mio): 511,329,779  
No of securities: 237

**WHAT'S NEW**  
**Issuer's announcements >>**  
September 8, 2005  
MERKUR, d.d., Naklo - Summary of unaudited half-yearly...  
August 29, 2005  
GORENJE, d.d., Velenje - Notice on the qualified stake  
August 26, 2005  
GORENJE, d.d., Velenje - The change in the portion of the...

**NEW**  
New Official Price List  
LJSE Liquidity Criteria

**MEDIA ROOM**  
Detailed information about Ljubljana

**OSI goren**  
slovene stock exchange index

**SEOnet**  
Company news on SEOnet

Internet

---

---

# INDEX

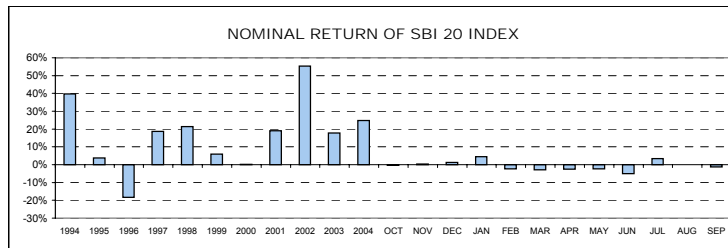
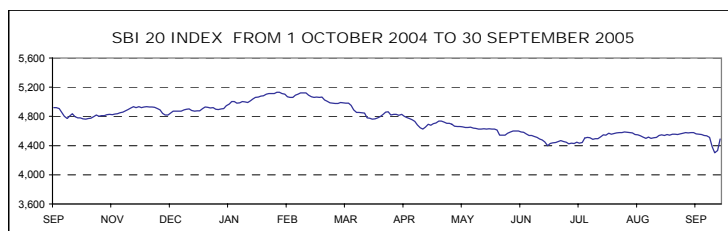
---

	Page
A) STOCK EXCHANGE INDICES	1
<b>A1) Values, yields and movements of Stock Exchange Indices</b>	1
<b>A2) Index compositions</b>	3
B) NUMBER OF ISSUERS, TRADED SECURITIES AND MEMBERS	4
C) TURNOVER	5
<b>C1) Monthly turnover by securities on official market</b>	5
<b>C2) Monthly turnover by securities on semi-official market</b>	7
<b>C3) Monthly turnover by securities on market maker trading segment</b>	10
<b>C4) Most traded securities</b>	12
<b>C5) Turnover by LJSE members</b>	13
<b>C6) Monthly turnover in Years 2004 and 2005</b>	17
D) MARKET CAPITALISATION	20
<b>D1) Market capitalisation of shares</b>	21
<b>D2) Market capitalisation of bonds</b>	24
<b>D3) Market capitalisation of investment funds</b>	26
E) OTHER	27
<b>E1) Indicators (shares on official market)</b>	27
<b>E2) Record values</b>	28
<b>E3) New listed securities and changes</b>	29
F) LIST OF SECURITIES	32
<b>F1) Official market</b>	32
<b>F2) Semi-official market</b>	34

## A) STOCK EXCHANGE INDICES

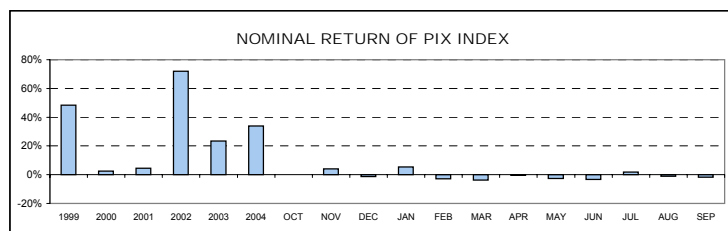
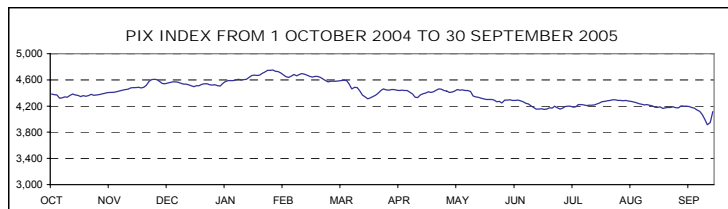
### SBI 20 - SLOVENE STOCK EXCHANGE INDEX

Year	Max	Date	Min	Date	Close	Nominal return
1994	1,598.03	28 June 1994	1,131.23	21 Oct 1994	1,396.81	39.68%
1995	1,590.17	9 Nov 1995	1,016.99	13 July 1995	1,448.75	3.72%
1996	1,589.18	13 Mar 1996	891.93	10 Sept 1996	1,183.26	-18.33%
1997	1,655.36	10 Feb 1997	1,156.14	6 Jan 1997	1,404.70	18.71%
1998	2,026.47	10 Aug 1998	1,378.49	6 Jan 1998	1,705.77	21.43%
1999	1,981.87	19 Feb 1999	1,679.48	5 Jan 1999	1,806.26	5.89%
2000	1,903.66	24 Jan 2000	1,584.23	25 May 2000	1,807.94	0.09%
2001	2,159.35	19 Dec 2001	1,700.24	25 Apr 2001	2,151.59	19.01%
2002	3,547.64	8 Nov 2002	2,140.80	3 Jan 2002	3,340.20	55.24%
2003	4,034.53	5 Dec 2003	3,067.67	3 Jul 2003	3,931.64	17.71%
2004	4,935.29	15 Nov 2004	3,922.74	5 Jan 2004	4,904.48	24.74%
Year 2005	Max	Date	Min	Date	Close	Nominal return
January	5,128.56	31 Jan 2005	4,908.79	3 Jan 2005	5,128.56	4.57%
February	5,131.61	1 Feb 2005	5,005.88	28 Feb 2005	5,005.88	-2.39%
March	4,989.02	7 Mar 2005	4,764.25	23 Mar 2005	4,858.45	-2.95%
April	4,865.12	1 Apr 2005	4,625.88	20 Apr 2005	4,734.72	-2.55%
May	4,734.07	3 May 2005	4,625.17	23 May 2005	4,627.39	-2.27%
June	4,615.29	1 Jun 2005	4,396.80	30 Jun 2005	4,396.80	-4.98%
July	4,548.44	29 Jul 2005	4,396.80	1 Jul 2005	4,548.44	3.45%
August	4,587.76	10 Aug 2005	4,499.58	25 Aug 2005	4,549.32	0.02%
September	4,579.86	15 Sep 2005	4,301.58	28 Sep 2005	4,490.19	-1.30%



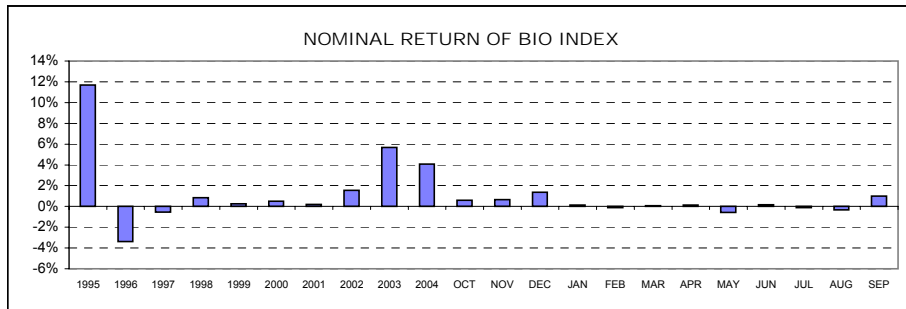
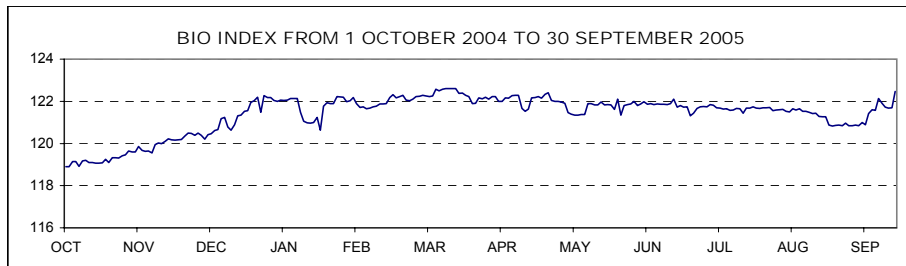
### PIX - INVESTMENT FUNDS INDEX

Year	Max	Date	Min	Date	Close	Nominal return
1999	1,633.77	8 Sep 1999	965.15	5 Jan 1999	1,483.50	48.35%
2000	1,572.13	17 Jan 2000	1,097.07	25 May 2000	1,520.79	2.51%
2001	1,588.02	28 Dec 2001	1,328.44	23 May 2001	1,588.02	4.42%
2002	3,013.05	27 Nov 2002	1,551.00	3 Jan 2002	2,729.73	71.89%
2003	3,374.22	29 Dec 2003	2,558.26	12 Mar 2003	3,372.03	23.53%
2004	4,606.40	26 Nov 2004	3,367.18	5 Jan 2004	4,513.38	33.85%
Year 2005	Max	Date	Min	Date	Close	Nominal return
January	4,752.47	31 Jan 2005	4,508.47	3 Jan 2005	4,752.47	5.30%
February	4,732.50	1 Feb 2005	4,614.44	28 Feb 2005	4,614.44	-2.90%
March	4,595.54	10 Mar 2005	4,312.28	23 Mar 2005	4,440.03	-3.78%
April	4,462.86	1 Apr 2005	4,330.72	20 Apr 2005	4,419.03	-0.47%
May	4,460.03	4 May 2005	4,299.59	30 May 2005	4,299.72	-2.70%
June	4,300.80	1 Jun 2005	4,152.75	29 Jun 2005	4,157.40	-3.31%
July	4,230.39	29 Jul 2005	4,153.26	1 Jul 2005	4,230.39	1.76%
August	4,297.43	8 Aug 2005	4,185.75	31 Aug 2005	4,185.75	-1.06%
September	4,201.81	14 Sep 2005	3,913.66	28 Sep 2005	4,115.64	-1.68%



## BIO - STOCK EXCHANGE BOND INDEX

Year	Max	Date	Min	Date	Close	Nominal return
1995	113.52	14 Dec 1995	100.46	5 July 1995	111.68	11.68%
1996	111.96	8 Jan 1996	106.61	28 June 1996	107.89	-3.39%
1997	110.97	8 Apr 1997	104.90	29 Jan 1997	107.31	-0.54%
1998	108.22	30 Dec 1998	101.68	25 May 1998	108.22	0.85%
1999	110.52	4 Feb 1999	104.53	16 Aug 1999	108.50	0.26%
2000	109.63	15 Dec 2000	103.96	9 June 2000	109.03	0.49%
2001	110.08	17 Sept 2001	107.81	21 Mar 2001	109.25	0.20%
2002	111.06	27 Dec 2002	107.17	12 Mar 2002	110.96	1.57%
2003	118.14	21 Nov 2003	110.20	24 Jan 2003	117.27	5.69%
2004	122.27	27 Dec 2004	116.28	14 Jan 2004	122.04	4.07%
Year 2004	Max	Date	Min	Date	Close	Nominal return
January	122.23	27 Jan 2005	120.63	20 Jan 2005	122.20	0.13%
February	122.31	22 Feb 2005	121.65	10 Feb 2005	122.06	-0.12%
March	122.60	16 Mar 2005	121.89	29 Mar 2005	122.16	0.08%
April	122.33	29 Apr 2005	121.53	20 Apr 2005	122.33	0.14%
May	122.41	3 May 2005	121.34	13 May 2005	121.61	-0.59%
June	122.11	28 Jun 2005	121.35	6 Jun 2005	121.80	0.16%
July	121.85	13 July 2005	121.31	5 Jul 2005	121.67	-0.11%
August	121.74	1 Aug 2005	121.26	31 Aug 2005	121.26	-0.33%
September	122.47	30 Sep 2005	120.83	5 Sep 2005	122.47	1.00%



## A2) INDEX COMPOSITIONS

COMPOSITION OF SLOVENE STOCK EXCHANGE INDEX - SBI 20 ON 30 SEPTEMBER 2005 \*

Issuer	Trading code	Adjusted number of shares	Base value in SIT	Adjusted share	Sector	Market capitalisation (free float) of index on 30 Sep 2005	Sector share
KRKA	KRKG	691,785	30,026.12	10.00	pharmaceuticals	59,421,654,292 SIT	11.28%
PETROL	PETG	826,858	22,251.50	10.00	oil and gas	50,531,119,736 SIT	9.59%
MERCATOR	MELR	1,471,687	4,520.37	10.00	trade	55,500,789,951 SIT	16.99%
GORENJE	GRVG	9,491,805	2,157.29	10.00	household appliances	53,306,926,061 SIT	10.12%
SAVA	SAVA	1,239,343	16,791.89	10.00	chemicals	52,202,701,126 SIT	16.32%
PIVOVARNA LAŠKO	PILR	7,256,866	6,199.69	9.82	food and beverages	54,766,261,466 SIT	12.14%
MERKUR	MER	996,094	18,003.70	7.20	trade	34,040,705,614 SIT	
LUKA KOPER	LKPG	5,115,201	2,310.79	7.19	transport	37,173,444,467 SIT	17.56%
INTEREUROPA	IEKG	6,006,900	4,919.17	7.11	transport	34,450,412,466 SIT	
ISTRABENZ	ITBG	4,329,907	2,700.00	6.58	oil and gas	33,801,202,500 SIT	
AERODROM LJUBLJANA	AELG	1,936,229	11,492.98	4.14	transport	20,917,527,220 SIT	
TERME ČATEŽ	TCRG	381,720	39,457.14	2.65	health resort	12,417,336,331 SIT	2.36%
DELO	DELR	391,642	29,663.00	2.18	publishing	11,749,181,672 SIT	2.23%
ŽITO	ZTOG	300,312	18,007.22	1.78	food and beverages	9,209,635,070 SIT	
ETOL	ETOG	148,546	49,033.53	1.35	chemicals	7,494,145,700 SIT	1.42%
<b>Market capitalisation of index</b>						<b>526,983,043,671.19</b>	
<b>Share of market capitalisation (shares official market) in index</b>							<b>49.31%</b>

COMPOSITION OF INVESTMENT FUNDS INDEX - PIX ON 30 SEPTEMBER 2005

Issuer	Trading code	Adjusted number of shares	Base value in SIT	Adjusted share	Market capitalisation of index on 30 Sep 2005
KD ID	KDIR	8,940,566	577.40	15.00	19,835,629,133 SIT
NFD 1 DELNIŠKI INVESTICIJSKI SKLAD	NF1N	63,116,182	65.42	15.00	19,622,189,822 SIT
INFOND ID	IFIR	8,132,314	1691.31	14.31	19,034,412,825 SIT
ZLATA MONETA I, ID	ZM1N	136,595,600	23.56	14.31	17,276,611,488 SIT
MAKSIMA ID	MAIR	7,811,823	1707.96	13.89	18,526,050,717 SIT
KRONA SENIOR	SN0N	73,170,428	26.93	8.29	10,919,954,675 SIT
MODRA LINIJA	ML0G	34,156,833	170.00	5.86	8,218,817,156 SIT
VIPA INVEST	VIIN	3,079,247	1674.92	4.66	6,246,837,596 SIT
ZVON ENA ID	ZVIR	2,277,577	2500.14	4.64	6,182,687,748 SIT
INFOND ID 1	IFDR	4,956,471	1232.99	4.06	5,547,530,167 SIT
<b>Market capitalisation of index</b>					<b>131,410,721,329 SIT</b>
<b>Share of market capitalisation (inv.funds) in index</b>					<b>80.99%</b>

COMPOSITION OF STOCK EXCHANGE BOND INDEX - BIO ON 30 SEPTEMBER 2005

Bonds	Trading code	Base value	Share
SLOVENSKA ODŠKODNINSKA DRUŽBA 2 <sup>nd</sup> issue	SOS2E	104.03	50.00
REPUBLIKA SLOVENIJA 26 <sup>th</sup> issue	RS26	106.00	18.59
REPUBLIKA SLOVENIJA 53 <sup>rd</sup> issue	RS53	103.50	15.73
REPUBLIKA SLOVENIJA 38 <sup>th</sup> issue	RS38	114.00	14.00
REPUBLIKA SLOVENIJA 29 <sup>th</sup> issue	RS29	105.00	1.68

## B) NUMBER OF ISSUERS, TRADED SECURITIES AND MEMBERS

	31 Dec 2002	31 Dec 2003	31 Dec 2004	31 Aug 2005	30 Sep 2005
<b>NUMBER OF ISSUERS</b>	<b>191</b>	<b>181</b>	<b>172</b>	<b>158</b>	<b>155</b>
<b>Official market</b>	<b>48</b>	<b>45</b>	<b>40</b>	<b>33</b>	<b>32</b>
Shares	35	32	29	25	24
Bonds	15	13	11	8	8
<b>Semi-official market</b>	<b>148</b>	<b>141</b>	<b>137</b>	<b>130</b>	<b>128</b>
Shares	101	102	111	102	99
Bonds	14	12	15	18	19
Investment funds	33	26	11	10	10
<b>Short term securities</b>	<b>1</b>	<b>1</b>	<b>1</b>	<b>1</b>	<b>1</b>
	31 Dec 2002	31 Dec 2003	31 Dec 2004	31 Aug 2005	30 Sep 2005
<b>NUMBER OF SECURITIES</b>	<b>266</b>	<b>254</b>	<b>254</b>	<b>237</b>	<b>234</b>
<b>Official market</b>	<b>109</b>	<b>106</b>	<b>105</b>	<b>90</b>	<b>89</b>
Shares	36	32	29	25	24
Bonds	73	74	76	65	65
<b>Semi-official market</b>	<b>156</b>	<b>148</b>	<b>149</b>	<b>147</b>	<b>145</b>
Shares	104	104	113	104	101
Bonds	19	18	25	33	34
Investment funds	33	26	11	10	10
<b>Short term securities</b>	<b>10</b>	<b>10</b>	<b>10</b>	<b>10</b>	<b>16</b>
	31 Dec 2002	31 Dec 2003	31 Dec 2004	31 Aug 2005	30 Sep 2005
<b>NUMBER OF MEMBERS</b>	<b>27</b>	<b>27</b>	<b>27</b>	<b>27</b>	<b>27</b>

## C) TURNOVER

### C1) TURNOVER BY SECURITIES ON OFFICIAL MARKET IN SEPTEMBER 2005

#### 1. Shares

Issue	Total (block trades excluded) (in SIT)	Total (block trades excluded) (in EUR)	Block trades (in SIT)	Cross trades (in SIT)	Share in total turnover (block trades excluded) on official market	Share in turnover (block trades excluded) of shares	Volume in pieces (block trades excluded)	Number of bargains (block trades excluded)
<b>Total shares</b>	<b>8,120,618,373</b>	<b>33,895,802</b>	<b>6,463,469,264</b>	<b>571,847,313</b>	<b>91.81%</b>	<b>100.00%</b>	<b>352,787</b>	<b>6,224</b>
<b>Common shares</b>	<b>8,120,144,373</b>	<b>33,893,823</b>	<b>6,463,469,264</b>	<b>571,754,313</b>	<b>91.81%</b>	<b>99.99%</b>	<b>352,712</b>	<b>6,220</b>
1 KRKA	3,966,193,374	16,555,025	3,938,192,414	213,422,068	44.84%	48.84%	46,646	1,984
2 MERCATOR	1,487,966,523	6,210,888	2,250,334,022	160,172,180	16.82%	18.32%	39,979	848
3 PETROL	677,892,450	2,829,543	0	60,501,065	7.66%	8.35%	11,073	750
4 GORENJE	437,489,920	1,826,099	142,500,000	17,766,408	4.95%	5.39%	78,025	582
5 LUKA KOPER	337,294,210	1,407,881	0	9,485,719	3.81%	4.15%	46,872	351
6 PIVOVARNA LAŠKO	255,868,239	1,067,989	42,195,328	7,167,940	2.89%	3.15%	34,123	283
7 INTEREUROPA	203,281,385	848,506	0	20,721,253	2.30%	2.50%	35,679	248
8 SAVA	162,350,637	677,660	0	15,408,778	1.84%	2.00%	3,801	250
9 SALUS, LJUBLJANA	107,473,954	448,605	0	11,612,000	1.22%	1.32%	866	53
10 MERKUR	106,689,218	445,329	0	9,179,129	1.21%	1.31%	3,116	133
11 AERODROM LJUBLJANA	95,371,851	398,084	0	6,643,151	1.08%	1.17%	8,721	178
12 ISTRABENZ	85,242,317	355,803	0	12,969,529	0.96%	1.05%	10,674	273
13 DELO	79,794,905	333,068	0	0	0.90%	0.98%	2,648	30
14 ŽITO	39,871,840	166,428	0	7,690,351	0.45%	0.49%	1,306	117
15 EMONA OBALA	19,737,162	82,382	0	29,906	0.22%	0.24%	21,507	18
16 TERME ČATEŽ	19,494,751	81,373	0	0	0.22%	0.24%	612	45
17 DELO PRODAJA	17,740,961	74,049	90,247,500	17,087,550	0.20%	0.22%	3,699	11
18 ETOL	13,822,682	57,696	0	818,640	0.16%	0.17%	280	35
19 COMET	4,473,170	18,671	0	470,800	0.05%	0.06%	1,945	7
20 GEODETSKI ZAVOD SLOVENIJE	1,644,200	6,863	0	513,200	0.02%	0.02%	727	4
21 KOMPAS MTS	306,650	1,280	0	55,800	0.00%	0.00%	327	8
22 MLINOTEST	111,124	464	0	5,996	0.00%	0.00%	77	11
23 NIKA	32,850	137	0	32,850	0.00%	0.00%	9	1
24 PIVOVARNA UNION	0	0	0	0	0.00%	0.00%	0	0
<b>Preferred shares</b>	<b>474,000</b>	<b>1,979</b>	<b>0</b>	<b>93,000</b>	<b>0.01%</b>	<b>0.01%</b>	<b>75</b>	<b>4</b>
1 PROBANKA	474,000	1,979	0	93,000	0.01%	0.01%	75	4



## 2. Bonds

Issue	Total (block trades excluded) (in SIT)	Total (block trades excluded) (in EUR)	Block trades (in SIT)	Cross trades (in SIT)	Share in total turnover (block trades excluded) on official market	Share in turnover (block trades excluded) of bonds	Volume in pieces (block trades excluded)	Number of bargains (block trades excluded)
<b>Total bonds</b>	<b>724,155,381</b>	<b>3,022,621</b>	<b>3,313,673,978</b>	<b>324,117,819</b>	<b>8.19%</b>	<b>100.00%</b>	<b>171,200</b>	<b>466</b>
1 REPUBLIKA SLOVENIJA 59 <sup>th</sup> issue	139,672,768	582,983	0	103,752,788	1.58%	19.29%	13,670	27
2 REPUBLIKA SLOVENIJA 39 <sup>th</sup> issue	82,887,716	345,973	259,193,557	11,587,776	0.94%	11.45%	127,532	294
3 ABANKA 6 <sup>th</sup> issue	69,055,511	288,225	205,085,567	0	0.78%	9.54%	2,700	1
4 REPUBLIKA SLOVENIJA 58 <sup>th</sup> issue	68,159,940	284,506	0	60,636,600	0.77%	9.41%	6,856	12
5 REPUBLIKA SLOVENIJA 56 <sup>th</sup> issue	52,747,360	220,160	0	747,360	0.60%	7.28%	5,072	2
6 REPUBLIKA SLOVENIJA 53 <sup>rd</sup> issue	51,175,759	213,610	0	3,431,472	0.58%	7.07%	1,960	9
7 REPUBLIKA SLOVENIJA 26 <sup>th</sup> issue	46,764,380	195,204	90,065,426	42,131,545	0.53%	6.46%	1,794	13
8 REPUBLIKA SLOVENIJA 32 <sup>nd</sup> issue	36,590,419	152,733	59,392,138	23,853,507	0.41%	5.05%	1,397	10
9 REPUBLIKA SLOVENIJA 21 <sup>st</sup> issue	20,263,125	84,579	0	3,519,000	0.23%	2.80%	2,440	9
10 REPUBLIKA SLOVENIJA 57 <sup>th</sup> issue	18,808,870	78,512	290,505,000	1,336,080	0.21%	2.60%	1,730	8
11 REPUBLIKA SLOVENIJA 23 <sup>rd</sup> issue	18,500,704	77,221	0	52,829	0.21%	2.55%	702	2
12 REPUBLIKA SLOVENIJA 18 <sup>th</sup> issue	16,685,815	69,644	0	16,685,815	0.19%	2.30%	639	2
13 REPUBLIKA SLOVENIJA 60 <sup>th</sup> issue	15,862,080	66,207	50,000,000	15,862,080	0.18%	2.19%	1,599	3
14 REPUBLIKA SLOVENIJA 49 <sup>th</sup> issue	15,415,567	64,347	0	1,745,181	0.17%	2.13%	159	6
15 REPUBLIKA SLOVENIJA 38 <sup>th</sup> issue	12,927,926	53,962	1,665,515,025	2,957,483	0.15%	1.79%	463	10
16 NOVA KBM 5 <sup>th</sup> issue	10,520,000	43,910	0	10,520,000	0.12%	1.45%	100	1
17 NLB 16 <sup>th</sup> issue	9,696,000	40,473	403,200,000	9,696,000	0.11%	1.34%	96	1
18 REPUBLIKA SLOVENIJA 29 <sup>th</sup> issue	8,944,415	37,335	0	2,772,798	0.10%	1.24%	345	11
19 REPUBLIKA SLOVENIJA 54 <sup>th</sup> issue	7,106,250	29,661	0	272,880	0.08%	0.98%	625	3
20 ABANKA 4 <sup>th</sup> issue	4,614,159	19,259	0	2,976,834	0.05%	0.64%	188	4
21 REPUBLIKA SLOVENIJA 55 <sup>th</sup> issue	3,988,200	16,647	96,764,240	856,800	0.05%	0.55%	391	14
22 NLB 13 <sup>th</sup> issue	3,720,000	15,527	0	3,720,000	0.04%	0.51%	31	2
23 HOTELI BERNARDIN	3,088,005	12,890	0	825,487	0.03%	0.43%	41	5
24 STANOVANJSKI SKLAD RS 1 <sup>st</sup> issue	1,735,385	7,243	0	1,735,385	0.02%	0.24%	289	2
25 BANKA VIPA 6 <sup>th</sup> issue	1,710,561	7,140	0	488,730	0.02%	0.24%	70	2
26 REPUBLIKA SLOVENIJA 25 <sup>th</sup> issue	1,053,655	4,398	0	641,655	0.01%	0.15%	103	2
27 REPUBLIKA SLOVENIJA 27 <sup>th</sup> issue	884,000	3,690	0	0	0.01%	0.12%	85	1
28 STANOVANJSKI SKLAD RS 2 <sup>nd</sup> issue	445,995	1,862	0	382,170	0.01%	0.06%	7	2
29 BANKA VIPA 4 <sup>th</sup> issue	347,384	1,450	0	347,384	0.00%	0.05%	22	2
30 REPUBLIKA SLOVENIJA 51 <sup>st</sup> issue	304,800	1,272	0	304,800	0.00%	0.04%	30	2
31 REPUBLIKA SLOVENIJA 48 <sup>th</sup> issue	201,252	840	0	0	0.00%	0.03%	8	1
32 REPUBLIKA SLOVENIJA 10 <sup>th</sup> issue	146,737	612	0	146,737	0.00%	0.02%	42	1
33 BANKA VIPA 3 <sup>rd</sup> issue	93,807	392	0	93,807	0.00%	0.01%	12	1
34 BANKA VIPA 5 <sup>th</sup> issue	36,836	154	0	36,836	0.00%	0.01%	2	1
35 ABANKA 3 <sup>rd</sup> issue	0	0	0	0	0.00%	0.00%	0	0
36 ABANKA 5 <sup>th</sup> issue	0	0	0	0	0.00%	0.00%	0	0
37 ABANKA VIPA 7 <sup>th</sup> issue	0	0	0	0	0.00%	0.00%	0	0
38 BANKA CELJE 4 <sup>th</sup> issue	0	0	0	0	0.00%	0.00%	0	0
39 BANKA CELJE 5 <sup>th</sup> issue	0	0	0	0	0.00%	0.00%	0	0
40 BANKA CELJE 6 <sup>th</sup> issue, A series	0	0	0	0	0.00%	0.00%	0	0
41 BANKA CELJE 7 <sup>th</sup> issue	0	0	0	0	0.00%	0.00%	0	0
42 BANKA CELJE 8 <sup>th</sup> issue	0	0	0	0	0.00%	0.00%	0	0
43 BANKA VIPA 7 <sup>th</sup> issue	0	0	0	0	0.00%	0.00%	0	0
44 BTC 2 <sup>nd</sup> issue	0	0	0	0	0.00%	0.00%	0	0
45 BTC HIPOTEKARNE	0	0	0	0	0.00%	0.00%	0	0
46 NLB 10 <sup>th</sup> issue	0	0	0	0	0.00%	0.00%	0	0
47 NLB 11 <sup>th</sup> issue	0	0	126,256,025	0	0.00%	0.00%	0	0
48 NLB 12 <sup>th</sup> issue	0	0	0	0	0.00%	0.00%	0	0
49 NLB 17 <sup>th</sup> issue	0	0	0	0	0.00%	0.00%	0	0
50 NLB 3 <sup>rd</sup> issue	0	0	0	0	0.00%	0.00%	0	0
51 NLB 9 <sup>th</sup> issue	0	0	0	0	0.00%	0.00%	0	0
52 NOVA KBM 2 <sup>nd</sup> issue	0	0	0	0	0.00%	0.00%	0	0
53 NOVA KBM 3 <sup>rd</sup> issue, A series	0	0	0	0	0.00%	0.00%	0	0
54 NOVA KBM 3 <sup>rd</sup> issue, B series	0	0	0	0	0.00%	0.00%	0	0
55 NOVA KBM 6 <sup>th</sup> issue	0	0	0	0	0.00%	0.00%	0	0
56 NOVA KBM 7 <sup>th</sup> issue	0	0	67,697,000	0	0.00%	0.00%	0	0
57 NOVA KBM 8 <sup>th</sup> issue	0	0	0	0	0.00%	0.00%	0	0
58 REPUBLIKA SLOVENIJA 22 <sup>nd</sup> issue	0	0	0	0	0.00%	0.00%	0	0
59 REPUBLIKA SLOVENIJA 31 <sup>st</sup> issue	0	0	0	0	0.00%	0.00%	0	0
60 REPUBLIKA SLOVENIJA 33 <sup>rd</sup> issue	0	0	0	0	0.00%	0.00%	0	0
61 REPUBLIKA SLOVENIJA 43 <sup>rd</sup> issue	0	0	0	0	0.00%	0.00%	0	0
62 REPUBLIKA SLOVENIJA 44 <sup>th</sup> issue	0	0	0	0	0.00%	0.00%	0	0
63 REPUBLIKA SLOVENIJA 45 <sup>th</sup> issue	0	0	0	0	0.00%	0.00%	0	0
64 REPUBLIKA SLOVENIJA 50 <sup>th</sup> issue	0	0	0	0	0.00%	0.00%	0	0
65 REPUBLIKA SLOVENIJA 52 <sup>nd</sup> issue	0	0	0	0	0.00%	0.00%	0	0
<b>Total official market</b>	<b>8,844,773,754</b>	<b>36,918,423</b>	<b>9,777,143,242</b>	<b>895,965,132</b>	<b>100.00%</b>	<b>-</b>	<b>523,987</b>	<b>6,690</b>

C2) TURNOVER BY SECURITIES ON SEMI-OFFICIAL MARKET IN SEPTEMBER 2005

1. Shares (1)

issue	Total (block trades excluded) (in SIT)	Total (block trades excluded) (in EUR)	Block trades (in SIT)	Cross trades (in SIT)	Share in total turnover (block trades excluded) on semi-official market	Share in turnover (block trades excluded) of shares	Volume in pieces (block trades excluded)	Number of bargains (block trades excluded)
<b>Total shares</b>	<b>2,374,463,534</b>	<b>9,911,044</b>	<b>2,578,280,180</b>	<b>397,824,695</b>	<b>43.25%</b>	<b>100.00%</b>	<b>2,124,522</b>	<b>9,411</b>
<b>Total common shares</b>	<b>2,358,719,703</b>	<b>9,845,329</b>	<b>2,578,280,180</b>	<b>396,862,881</b>	<b>42.96%</b>	<b>99.34%</b>	<b>2,116,914</b>	<b>9,200</b>
1 ARKADA HOLDING	354,576,640	1,480,032	0	16,167,254	6.46%	14.93%	363,865	133
2 KD HOLDING	299,523,662	1,250,203	65,826,000	75,081,880	5.46%	12.61%	23,176	653
3 AKTIVA AVANT	207,608,988	866,545	0	460,327	3.78%	8.74%	480,675	62
4 NFD HOLDING	207,514,635	866,175	81,171,300	19,448,975	3.78%	8.74%	287,823	1,735
5 ZVON ENA HOLDING	147,837,796	617,081	0	43,958,795	2.69%	6.23%	81,003	664
6 HELIOS, DOMŽALE	122,393,882	510,874	0	7,718,184	2.23%	5.15%	599	101
7 INFOND HOLDING	95,666,057	399,313	0	3,322,579	1.74%	4.03%	102,062	420
8 VIPA HOLDING	86,940,767	362,888	0	53,375,036	1.58%	3.66%	93,974	151
9 CINKARNA CELJE	72,630,080	303,162	0	7,271,019	1.32%	3.06%	2,751	82
10 HIDROTEHNIK	61,470,873	256,577	49,646,380	6,921,550	1.12%	2.59%	22,507	91
11 AKTIVA INVEST	47,924,416	200,038	0	30,103,789	0.87%	2.02%	2,498	464
12 JUTEKS	44,607,879	186,193	0	4,144,785	0.81%	1.88%	1,734	63
13 ETRA 33	43,457,303	181,387	0	1,482,202	0.79%	1.83%	451	40
14 LESNINA	43,216,680	180,388	0	7,215,522	0.79%	1.82%	157	59
15 ZVON DVA HOLDING	42,045,122	175,498	0	3,196,681	0.77%	1.77%	106,775	649
16 ISKRA AVTOELEKTRIKA	37,422,760	156,205	0	900,030	0.68%	1.58%	4,158	25
17 AKTIVA NALOŽBE	34,848,764	145,459	0	17,861,144	0.63%	1.47%	36,733	381
18 ZLATA MONETA II	32,806,385	136,937	0	17,942,560	0.60%	1.38%	79,649	187
19 KD GROUP	28,651,645	119,591	181,173,000	8,310,000	0.52%	1.21%	228	22
20 MAKSIMA HOLDING	28,035,890	117,022	0	5,854,434	0.51%	1.18%	32,646	388
21 MAKSIMA INVEST	25,024,290	104,451	0	9,274,267	0.46%	1.05%	59,605	376
22 SLOVENIJALES	23,065,249	96,278	131,462,500	294,700	0.42%	0.97%	1,847	32
23 SATURNUS EMBALAŽA	17,181,510	71,718	0	235,900	0.31%	0.72%	455	17
24 BELINKA	16,163,278	67,465	2,069,001,000	959,200	0.29%	0.68%	3,726	28
25 KS2 NALOŽBE	15,040,280	62,778	0	70,560	0.27%	0.63%	14,926	189
26 LIP BLED	14,366,326	59,964	0	6,427,411	0.26%	0.61%	11,680	11
27 JATA EMONA	14,063,178	58,700	0	6,055,404	0.26%	0.59%	14,566	22
28 TRIGLAV, FINANČNA DRUŽBA	14,026,667	58,547	0	3,666,307	0.26%	0.59%	12,197	254
29 TOSAMA	13,443,087	56,111	0	1,511,788	0.24%	0.57%	1,355	50
30 MODRA LINJA HOLDING	13,204,875	55,117	0	2,124,094	0.24%	0.56%	14,260	241
31 MERCATA	12,423,244	51,854	0	2,028,718	0.23%	0.52%	30,638	81
32 MEDALJION	11,994,637	50,067	0	197,400	0.22%	0.51%	5,720	14
33 CERTIUS INVEST	11,898,283	49,663	0	3,994,835	0.22%	0.50%	21,738	90
34 TRIGLAV NALOŽBE	11,564,555	48,271	0	1,875,300	0.21%	0.49%	30,433	258
35 ZDRAVILIŠČE ROGAŠKA	11,377,565	47,489	0	3,404,140	0.21%	0.48%	56,305	13
36 HRAM HOLDING	10,622,376	44,338	0	7,265,553	0.19%	0.45%	19,899	98
37 DZS	8,843,504	36,913	0	1,539,264	0.16%	0.37%	1,615	21
38 INFOND HOLDING 1	8,605,575	35,920	0	918,200	0.16%	0.36%	16,196	385
39 POM-INVEST	7,947,138	33,172	0	989,132	0.14%	0.33%	7,768	57
40 IMP KLIMAT	7,053,596	29,443	0	882,500	0.13%	0.30%	2,682	9
41 HOTELI PALACE	5,411,828	22,589	0	1,358,184	0.10%	0.23%	3,472	24
42 VIZIJA HOLDING	4,577,300	19,106	0	0	0.08%	0.19%	6,539	54
43 GORENJSKI TISK	3,841,695	16,035	0	1,747,510	0.07%	0.16%	1,481	18
44 GOZDNO GOSPODARSTVO BLED	3,726,702	15,555	0	0	0.07%	0.16%	2,058	10
45 SUJAJ HRASTNIK	3,345,000	13,961	0	3,345,000	0.06%	0.14%	1,115	1
46 VIZIJA HOLDING ENA	3,230,400	13,484	0	0	0.06%	0.14%	5,384	54
47 FINIRA	3,152,560	13,159	0	86,985	0.06%	0.13%	8,010	63
48 JADRAN	2,263,240	9,447	0	0	0.04%	0.10%	492	7
49 LESNINA EMMI	2,099,980	8,765	0	1,436,000	0.04%	0.09%	3,680	14
50 MIP	1,854,144	7,739	0	249,500	0.03%	0.08%	1,022	16
51 M1	1,646,190	6,871	0	0	0.03%	0.07%	4,221	59
52 VELANA	1,639,200	6,842	0	0	0.03%	0.07%	2,727	9
53 POM-NALOŽBE	1,620,540	6,764	0	478,710	0.03%	0.07%	6,002	55
54 TRDNJAVA HOLDING	1,272,026	5,309	0	65,210	0.02%	0.05%	5,647	27
55 ALPETOIR POTOVALNA AGENCIJA	1,224,000	5,109	0	1,224,000	0.02%	0.05%	450	3
56 KLASJE CELJE	1,212,749	5,062	0	477,280	0.02%	0.05%	3,689	13
57 JAVOR PIVKA	1,127,790	4,707	0	0	0.02%	0.05%	1,752	5
58 CETIS	1,094,000	4,566	0	0	0.02%	0.05%	29	4
59 CREINA	1,072,315	4,476	0	957,085	0.02%	0.05%	214	6
60 GRAND HOTEL UNION	894,600	3,734	0	0	0.02%	0.04%	327	10
61 FOND INVEST	782,500	3,266	0	436,000	0.01%	0.03%	730	38
62 AGROKOMBINAT MARIBOR	658,123	2,747	0	153,500	0.01%	0.03%	707	7
63 INTERTRADE ITS	568,500	2,373	0	69,000	0.01%	0.02%	379	8
64 KRONA HOLDING	450,027	1,878	0	108,427	0.01%	0.02%	1,125	11
65 GEA	392,260	1,637	0	0	0.01%	0.02%	496	7
66 KOŠAKI TMI	390,000	1,628	0	0	0.01%	0.02%	26	2
67 TRDNJAVA I HOLDING	328,376	1,371	0	68,400	0.01%	0.01%	1,375	5
68 LIV POSTOJINA	289,000	1,206	0	0	0.01%	0.01%	17	2
69 ELMO	256,100	1,069	0	0	0.00%	0.01%	394	5
70 IMP ČRPALKE LJUBLJANA	212,800	888	0	0	0.00%	0.01%	98	7

## 1. Shares (2)

Issue	Total (block trades excluded) (in SIT)	Total (block trades excluded) (in EUR)	Block trades (in SIT)	Cross trades (in SIT)	Share in total turnover (block trades excluded) on semi-official market	Share in turnover (block trades excluded) of shares	Volume in pieces (block trades excluded)	Number of bargains (block trades excluded)
71 AVTOPREVOZNIŠTVO IN SERVISI	144,266	602	0	0	0.00%	0.01%	1,372	2
72 TERME DOBRNA	133,957	559	0	10,493	0.00%	0.01%	86	13
73 MITOL SEŽANA	126,000	526	0	0	0.00%	0.01%	30	1
74 PLAMA - PUR	125,000	522	0	0	0.00%	0.01%	50	1
75 GRADIS, GP LJUBLJANA	74,400	311	0	74,400	0.00%	0.00%	124	1
76 TOVARNA SLADKORJA ORMOŽ	65,000	271	0	0	0.00%	0.00%	10	1
77 TEKSTINA	55,860	233	0	28,175	0.00%	0.00%	251	5
78 CAPITA	52,250	218	0	0	0.00%	0.00%	95	1
79 MARINA PORTOROŽ	48,200	201	0	0	0.00%	0.00%	5	3
80 COLOR	46,123	193	0	0	0.00%	0.00%	27	5
81 LIZ INŽENIRING	43,504	182	0	0	0.00%	0.00%	53	2
82 GEA COLLEGE	37,603	157	0	37,603	0.00%	0.00%	31	2
83 SWATY	23,998	100	0	0	0.00%	0.00%	2	1
84 UNITAS, LJUBLJANA	10,800	45	0	0	0.00%	0.00%	6	1
85 ŽITO INTES	9,360	39	0	0	0.00%	0.00%	39	1
86 GORIŠKE OPEKARNE	0	0	0	0	0.00%	0.00%	0	0
87 ŽELEZARNA RAVNE - MONTER DRAVOGRAD	0	0	0	0	0.00%	0.00%	0	0
88 MEDVEŠEK PUŠNIK	0	0	0	0	0.00%	0.00%	0	0
89 INLES	0	0	0	0	0.00%	0.00%	0	0
90 DANA	0	0	0	0	0.00%	0.00%	0	0
91 MK TISKARNA	0	0	0	0	0.00%	0.00%	0	0
92 INTERTRADE ITA	0	0	0	0	0.00%	0.00%	0	0
93 NAMA	0	0	0	0	0.00%	0.00%	0	0
94 MELAMIN	0	0	0	0	0.00%	0.00%	0	0
95 INTARA	0	0	0	0	0.00%	0.00%	0	0
96 NIKO	0	0	0	0	0.00%	0.00%	0	0
97 UNIT-AS LJUBLJANA	0	0	0	0	0.00%	0.00%	0	0
98 RTC KRVAVEC	0	0	0	0	0.00%	0.00%	0	0
99 EGOLES	0	0	0	0	0.00%	0.00%	0	0
100 FRUCTAL	0	0	0	0	0.00%	0.00%	0	0
101 JELEN GOSTINSKO PODJETJE	0	0	0	0	0.00%	0.00%	0	0
<b>Preferred shares</b>	<b>15,743,831</b>	<b>65,715</b>	<b>0</b>	<b>961,814</b>	<b>0.29%</b>	<b>0.66%</b>	<b>7,608</b>	<b>211</b>
1 KD HOLDING	13,710,231	57,227	0	961,814	0.25%	0.58%	2,340	204
2 ZDRAVILIŠČE ROGAŠKA	2,033,600	8,488	0	0	0.04%	0.09%	5,268	7
3 PRVA POKOJNINSKA DRUŽBA	0	0	0	0	0.00%	0.00%	0	0

## 2. Bonds

Issue	Total (block trades excluded) (in SIT)	Total (block trades excluded) (in EUR)	Block trades (in SIT)	Cross trades (in SIT)	Share in total turnover (block trades excluded) on semi-official market	Share in turnover (block trades excluded) of bonds	Volume in pieces (block trades excluded)	Number of bargains (block trades excluded)
<b>Total bonds</b>	<b>1,736,098,198</b>	<b>7,246,430</b>	<b>3,139,243,954</b>	<b>233,252,467</b>	<b>31.62%</b>	<b>100.00%</b>	<b>118,324</b>	<b>434</b>
1 SLOV. ODŠKODNINSKA DRUŽBA 2 <sup>nd</sup> issue	1,353,613,919	5,649,957	2,411,774,356	68,451,457	24.65%	77.97%	106,177	403
2 ABANKA VIPA 8 <sup>th</sup> issue	152,216,128	635,325	298,871,926	2,138,144	2.77%	8.77%	6,085	4
3 CIMOS 1 <sup>st</sup> issue	67,849,835	283,214	80,331,917	57,596,128	1.24%	3.91%	2,666	8
4 DARS 1 <sup>st</sup> issue	64,645,500	269,822	200,254,200	62,928,000	1.18%	3.72%	567	7
5 ABANKA VIPA 9 <sup>th</sup> issue	30,098,934	125,640	0	0	0.55%	1.73%	1,200	1
6 POSLOVNI SISTEM MERCATOR	29,406,044	122,745	47,870,501	29,406,044	0.54%	1.69%	1,169	1
7 FACTOR BANKA 8 <sup>th</sup> issue	24,557,698	102,500	0	0	0.45%	1.41%	100	3
8 DEOS 1 <sup>st</sup> issue	7,905,919	33,000	0	7,905,919	0.14%	0.46%	330	1
9 NLB 8 <sup>th</sup> issue	2,458,208	10,260	0	2,458,208	0.04%	0.14%	10	1
10 FACTOR BANKA 10 <sup>th</sup> issue	1,004,900	4,194	0	1,004,900	0.02%	0.06%	1	1
11 ABANKA VIPA 10 <sup>th</sup> issue	977,446	4,080	100,141,054	0	0.02%	0.06%	4	1
12 FACTOR BANKA 6 <sup>th</sup> issue	723,395	3,020	0	723,395	0.01%	0.04%	7	1
13 STANOVANJSKI SKLAD 3 <sup>rd</sup> issue	640,272	2,673	0	640,272	0.01%	0.04%	8	2
14 AUTOCOMMERCE 1 <sup>st</sup> issue	0	0	0	0	0.00%	0.00%	0	0
15 BANKA ZASAVJE 3 <sup>rd</sup> issue	0	0	0	0	0.00%	0.00%	0	0
16 DEŽELNA BANKA SLOVENIJE 4 <sup>th</sup> issue	0	0	0	0	0.00%	0.00%	0	0
17 FACTOR BANKA 9 <sup>th</sup> issue	0	0	0	0	0.00%	0.00%	0	0
18 FMR 1 <sup>st</sup> issue	0	0	0	0	0.00%	0.00%	0	0
19 KD INVESTMENTS 1 <sup>st</sup> issue	0	0	0	0	0.00%	0.00%	0	0
20 NLB 14 <sup>th</sup> issue	0	0	0	0	0.00%	0.00%	0	0
21 NLB 15 <sup>th</sup> issue	0	0	0	0	0.00%	0.00%	0	0
22 NLB 7 <sup>th</sup> issue	0	0	0	0	0.00%	0.00%	0	0
23 POŠTNA BANKA SLOVENIJE 2 <sup>nd</sup> issue	0	0	0	0	0.00%	0.00%	0	0
24 POŠTNA BANKA SLOVENIJE 3 <sup>rd</sup> issue	0	0	0	0	0.00%	0.00%	0	0
25 POŠTNA BANKA SLOVENIJE 5 <sup>th</sup> issue	0	0	0	0	0.00%	0.00%	0	0
26 POŠTNA BANKA SLOVENIJE 6 <sup>th</sup> issue	0	0	0	0	0.00%	0.00%	0	0
27 POŠTNA BANKA SLOVENIJE 7 <sup>th</sup> issue	0	0	0	0	0.00%	0.00%	0	0
28 POTEZA NALOŽBE	0	0	0	0	0.00%	0.00%	0	0
29 PROBANKA 4 <sup>th</sup> issue	0	0	0	0	0.00%	0.00%	0	0
30 PROBANKA 5 <sup>th</sup> issue	0	0	0	0	0.00%	0.00%	0	0
31 PROBANKA 6 <sup>th</sup> issue	0	0	0	0	0.00%	0.00%	0	0
32 PROBANKA 7 <sup>th</sup> issue	0	0	0	0	0.00%	0.00%	0	0
33 SIP STROJNA INDUSTRIJA 1 <sup>st</sup> issue, B serie	0	0	0	0	0.00%	0.00%	0	0
34 ZAVAROVALNICA TRIGLAV 1 <sup>st</sup> issue	0	0	0	0	0.00%	0.00%	0	0
<b>Total free market (shares and bonds)</b>	<b>4,110,561,732</b>	<b>17,157,474</b>	<b>5,717,524,134</b>	<b>631,077,162</b>	<b>74.87%</b>	<b>-</b>	<b>2,242,846</b>	<b>9,845</b>

### 3. Investment funds

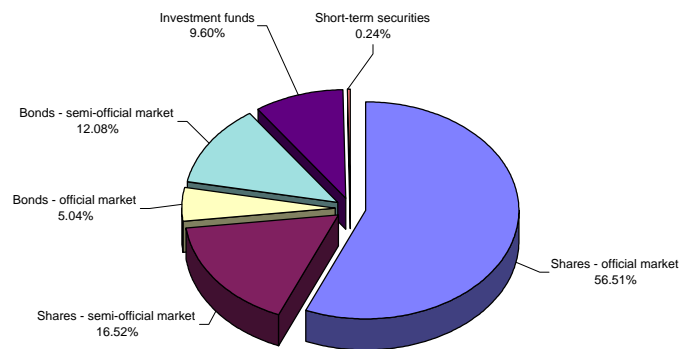
Issue	Total (block trades excluded) (in SIT)	Total (block trades excluded) (in EUR)	Block trades (in SIT)	Cross trades (in SIT)	Share in total turnover (block trades excluded) on semi-official market	Share in turnover (block trades excluded) of investment funds	Volume in pieces (block trades excluded)	Number of bargains (block trades excluded)
<b>Total closed-end funds</b>	<b>1,380,062,970</b>	<b>5,760,425</b>	<b>866,784,755</b>	<b>162,100,147</b>	<b>25.13%</b>	<b>100.00%</b>	<b>3,762,929</b>	<b>5,144</b>
1 NFD 1 DELNIŠKI INVESTICIJSKI SKLAD	459,953,554	1,919,863	0	20,512,337	8.38%	33.33%	1,476,002	1,249
2 KD ID	219,192,210	914,909	0	30,189,296	3.99%	15.88%	99,470	829
3 MAKSIMA ID	128,140,498	534,864	235,500,000	19,592,213	2.33%	9.29%	54,028	533
4 INFOND ID	126,935,285	529,833	0	30,105,171	2.31%	9.20%	54,548	514
5 KRONA SENIOR	124,816,922	520,991	356,056,000	9,639,660	2.27%	9.04%	831,808	260
6 ZLATA MONETA I, ID	104,622,045	436,698	40,682,250	17,243,491	1.91%	7.58%	837,055	322
7 MODRA LINIJA	81,441,722	339,937	234,546,505	21,525,041	1.48%	5.90%	337,660	293
8 ZVON ENA ID	63,601,803	265,477	0	6,165,772	1.16%	4.61%	23,384	584
9 VIPA INVEST	35,836,007	149,580	0	2,997,630	0.65%	2.60%	17,698	187
10 INFOND ID 1	35,522,924	148,273	0	4,129,536	0.65%	2.57%	31,276	373
<b>Short-term securities</b>	<b>34,949,500</b>	<b>3,500</b>	<b>0</b>	<b>0</b>	<b>0.64%</b>	<b>-</b>	<b>3,500</b>	<b>2</b>
<b>Total semi-official market</b>	<b>5,490,624,702</b>	<b>22,917,899</b>	<b>6,584,308,889</b>	<b>793,177,309</b>	<b>100.00%</b>	<b>-</b>	<b>6,005,775</b>	<b>14,989</b>
<b>Total turnover in September 2005</b>	<b>14,370,347,956</b>	<b>59,839,822</b>	<b>16,361,452,131</b>	<b>1,689,142,441</b>	<b>-</b>	<b>-</b>	<b>6,533,262</b>	<b>21,681</b>

### C3) TURNOVER BY SECURITIES ON MARKET MAKER TRADING SEGMENT\* IN SEPTEMBER 2005

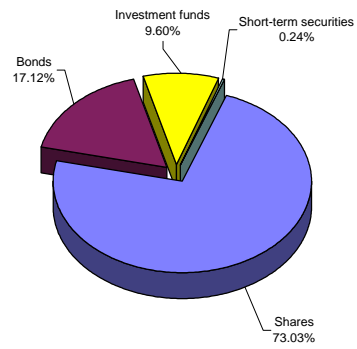
Issue	Total (in SIT)	Total (in EUR)	Share in turnover on market maker segment of individual type of securities	Share in turnover on market maker segment	Volume in pieces	Number of bargains
<b>Total bonds</b>	<b>42,881,504,646</b>	<b>178,984,927</b>	<b>100.00%</b>	<b>62.68%</b>	<b>4,198,607</b>	<b>120</b>
1 REPUBLIKA SLOVENIJA 51 <sup>st</sup> issue	2,150,632,956	8,976,289	5.02%	3.14%	211,438	2
2 REPUBLIKA SLOVENIJA 52 <sup>nd</sup> issue	0	0	0.00%	0.00%	0	0
3 REPUBLIKA SLOVENIJA 54 <sup>th</sup> issue	508,098,860	2,120,798	1.18%	0.74%	44,533	5
4 REPUBLIKA SLOVENIJA 55 <sup>th</sup> issue	927,120,000	3,869,634	2.16%	1.36%	91,000	3
5 REPUBLIKA SLOVENIJA 56 <sup>th</sup> issue	2,542,552,500	10,612,288	5.93%	3.72%	243,500	9
6 REPUBLIKA SLOVENIJA 57 <sup>th</sup> issue	4,074,520,350	17,006,828	9.50%	5.96%	375,070	15
7 REPUBLIKA SLOVENIJA 58 <sup>th</sup> issue	3,995,078,000	16,675,679	9.32%	5.84%	402,000	9
8 REPUBLIKA SLOVENIJA 59 <sup>th</sup> issue	14,749,558,355	61,563,399	34.40%	21.56%	1,440,801	41
9 REPUBLIKA SLOVENIJA 60 <sup>th</sup> issue	13,933,943,625	58,160,012	32.49%	20.37%	1,390,265	36
<b>Treasury bills</b>	<b>25,530,641,912</b>	<b>106,564,994</b>	<b>100.00%</b>	<b>37.32%</b>	<b>2,570,397</b>	<b>80</b>
1 3 MONTH TREASURY BILLS 86 <sup>th</sup> issue	3,679,669,810	15,359,176	14.41%	5.38%	368,338	7
2 12 MONTH TREASURY BILLS 27 <sup>th</sup> issue	3,540,092,768	14,776,160	13.87%	5.17%	354,568	10
3 6 MONTH TREASURY BILLS 36 <sup>th</sup> issue	3,508,651,200	14,645,116	13.74%	5.13%	357,000	9
4 1 MONTH TREASURY BILLS 227 <sup>th</sup> issue	2,651,473,925	11,067,443	10.39%	3.88%	265,600	9
5 3 MONTH TREASURY BILLS 87 <sup>th</sup> issue	2,078,882,903	8,677,263	8.14%	3.04%	208,811	7
6 3 MONTH TREASURY BILLS 89 <sup>th</sup> issue	1,882,493,000	7,857,635	7.37%	2.75%	190,000	2
7 3 MONTH TREASURY BILLS 88 <sup>th</sup> issue	1,567,122,500	6,540,919	6.14%	2.29%	158,000	7
8 1 MONTH TREASURY BILLS 224 <sup>th</sup> issue	1,088,612,800	4,543,676	4.26%	1.59%	109,000	6
9 12 MONTH TREASURY BILLS 30 <sup>th</sup> issue	982,280,000	4,100,263	3.85%	1.44%	100,000	1
10 1 MONTH TREASURY BILLS 225 <sup>th</sup> issue	958,665,600	4,001,306	3.75%	1.40%	96,000	1
11 12 MONTH TREASURY BILLS 28 <sup>th</sup> issue	843,506,500	3,520,715	3.30%	1.23%	85,000	4
12 1 MONTH TREASURY BILLS 226 <sup>th</sup> issue	818,843,600	3,417,843	3.21%	1.20%	82,000	6
13 6 MONTH TREASURY BILLS 32 <sup>nd</sup> issue	498,575,000	2,081,108	1.95%	0.73%	50,000	1
14 12 MONTH TREASURY BILLS 33 <sup>rd</sup> issue	482,600,000	2,014,401	1.89%	0.71%	50,000	1
15 1 MONTH TREASURY BILLS 228 <sup>th</sup> issue	349,270,500	1,457,907	1.37%	0.51%	35,000	3
16 12 MONTH TREASURY BILLS 31 <sup>st</sup> issue	225,397,056	940,840	0.88%	0.33%	23,080	2
17 12 MONTH TREASURY BILLS 29 <sup>th</sup> issue	197,738,000	825,381	0.77%	0.29%	20,000	1
18 12 MONTH TREASURY BILLS 32 <sup>nd</sup> issue	97,102,000	405,321	0.38%	0.14%	10,000	1
19 1 MONTH TREASURY BILLS 223 <sup>rd</sup> issue	49,968,950	208,564	0.20%	0.07%	5,000	1
20 6 MONTH TREASURY BILLS 35 <sup>th</sup> issue	29,695,800	123,957	0.12%	0.04%	3,000	1
21 1 MONTH TREASURY BILLS 229 <sup>th</sup> issue	0	0	0.00%	0.00%	0	0
22 1 MONTH TREASURY BILLS 230 <sup>th</sup> issue	0	0	0.00%	0.00%	0	0
<b>Total market maker trading segment*</b>	<b>68,412,146,558</b>	<b>285,549,921</b>	<b>-</b>	<b>100.00%</b>	<b>6,769,004</b>	<b>200</b>

\*special segment for trading in securities by Republic of Slovenia.

Structure of turnover by securities in September 2005



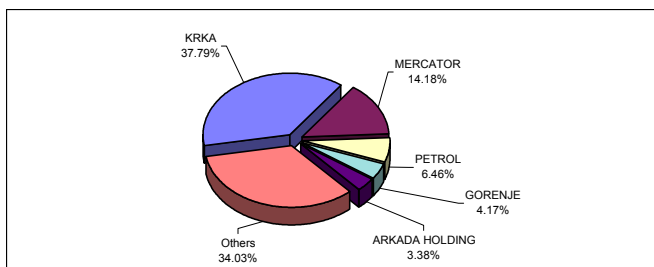
Structure of turnover by securities - all markets - September 2005



## C4) MOST TRADED SECURITIES IN SEPTEMBER 2005

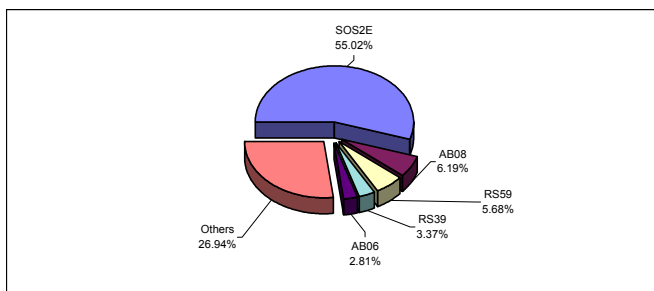
### MOST TRADED SHARES

Issuer	Turnover (in SITm) - order book trades only	Market capitalisation as of 30 Sep 2005 (in SITm)	Number of bargains - order book trades only
KRKA	3,966	304,297	1,984
MERCATOR	1,488	121,000	848
PETROL	678	127,498	750
GORENJE	437	68,516	582
ARKADA HOLDING	355	6,599	133
Others	3,571	864,295	11,338
<b>Total</b>	<b>10,495</b>	<b>1,492,205</b>	<b>15,635</b>



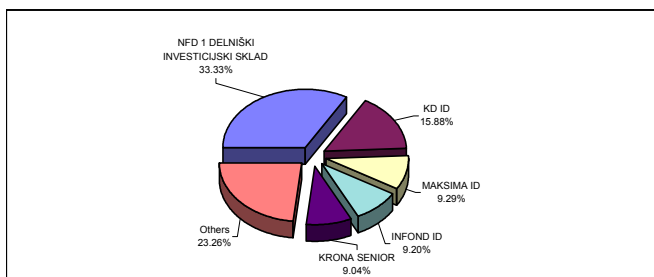
### MOST TRADED BONDS

Issuer	Turnover (in SITm) - order book trades only	Market capitalisation as of 30 Sep 2005 (in SITm)	Number of bargains - order book trades only
SLOVENSKA ODŠKODNINSKA DRUŽBA 2 <sup>nd</sup> issue	1,354	141,199	403
ABANKA VIPA 8 <sup>th</sup> issue	152	2,516	4
REPUBLIKA SLOVENIJA 59 <sup>th</sup> issue	140	141,092	27
REPUBLIKA SLOVENIJA 39 <sup>th</sup> issue	83	12,557	294
ABANKA VIPA 6 <sup>th</sup> issue	69	3,453	1
Others	663	1,055,244	171
<b>Total</b>	<b>2,460</b>	<b>1,356,060</b>	<b>900</b>



### MOST TRADED INVESTMENT FUNDS

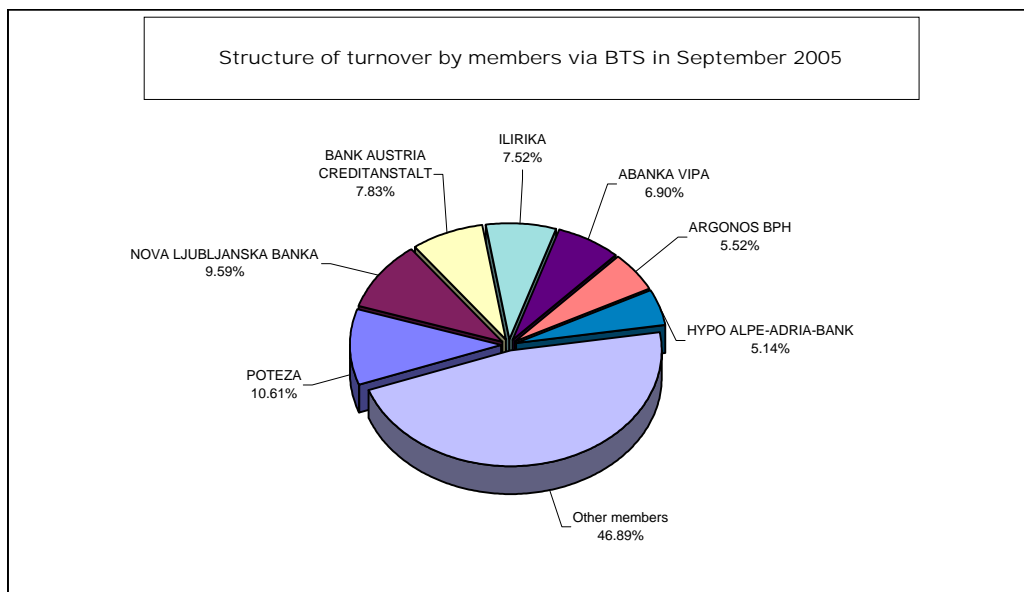
INVESTMENT FUNDS	Turnover (in SITm) - order book trades only	Market capitalisation as of 30 Sep 2005 (in SITm)	Number of bargains - order book trades only
NFD 1 DELNIŠKI INVESTICIJSKI SKLAD	460	49,923	1,249
KD ID	219	20,370	829
MAKSIMA ID	128	18,526	533
INFOND ID	127	19,034	514
KRONA SENIOR	125	10,920	260
Others	321	43,472	1,759
<b>Total</b>	<b>1,380</b>	<b>162,246</b>	<b>5,144</b>



## C4) TURNOVER BY LJSE MEMBERS

### TURNOVER BY MEMBERS VIA BTS IN SEPTEMBER 2005

Member	Official market (in SIT)	Semi-official market (in SIT)	Total (in SIT)	Share in turnover
1 POTEZA	1,398,300,647	1,649,844,985	3,048,145,632	10.61%
2 NOVA LJUBLJANSKA BANKA	1,686,724,806	1,069,363,588	2,756,088,394	9.59%
3 BANK AUSTRIA CREDITANSTALT	2,065,023,227	186,037,594	2,251,060,821	7.83%
4 ILIRIKA	1,403,014,559	757,609,688	2,160,624,247	7.52%
5 ABANKA VIPA	1,444,416,654	538,847,471	1,983,264,125	6.90%
6 ARGONOS BPH	954,058,477	633,348,539	1,587,407,016	5.52%
7 HYPO ALPE-ADRIA-BANK	980,389,951	497,498,211	1,477,888,162	5.14%
8 FACTOR BANKA	564,438,982	878,118,325	1,442,557,307	5.02%
9 GBD GORENJSKA BORZNO POSREDNIŠKA DRUŽBA	591,117,827	666,347,651	1,257,465,478	4.38%
10 CERTIUS BPH	304,914,258	843,521,053	1,148,435,311	4.00%
11 CELJSKA BORZNO-POSREDNIŠKA HIŠA	730,675,899	323,441,810	1,054,117,709	3.67%
12 PERSPEKTIVA BPD	590,069,712	380,260,558	970,330,270	3.38%
13 PUBLIKUM	563,906,283	402,255,053	966,161,336	3.36%
14 MARIBORSKA BPH	499,948,412	389,323,292	889,271,704	3.09%
15 PROBANKA	425,422,380	373,219,795	798,642,175	2.78%
16 PFCI	442,783,276	246,261,553	689,044,829	2.40%
17 MEDVEŠEK PUŠNIK	515,408,090	163,444,429	678,852,519	2.36%
18 DEŽELNA BANKA SLOVENIJE	479,747,340	189,618,012	669,365,352	2.33%
19 KD BPD	458,716,109	208,447,908	667,164,017	2.32%
20 RAIFFEISEN KREKOVA BANKA	521,234,593	77,179,742	598,414,335	2.08%
21 PM&A BPD	296,054,393	180,591,515	476,645,908	1.66%
22 BANKA KOPER	271,318,470	76,351,040	347,669,510	1.21%
23 MOJA DELNICA BPH	149,313,949	91,590,226	240,904,175	0.84%
24 VERITAS BH	59,070,399	119,830,366	178,900,765	0.62%
25 B P H	114,634,009	60,448,404	175,082,413	0.61%
26 SKB BANKA	145,599,370	24,189,544	169,788,914	0.59%
27 GORENJSKA BANKA	33,245,434	24,158,046	57,403,480	0.20%
<b>TOTAL</b>	<b>17,689,547,506</b>	<b>11,051,148,398</b>	<b>28,740,695,904</b>	<b>100.00%</b>

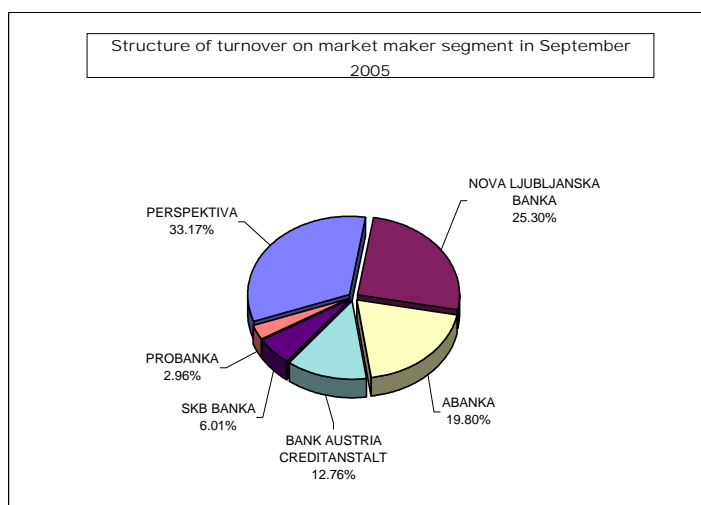




TURNOVER ON MARKET MAKERS SEGMENT\* IN  
SEPTEMBER 2005

	<b>Market maker</b>	<b>Turnover on market maker segment</b>	<b>Share in turnover</b>
1	PERSPEKTIVA	45,384,264,253	33.17%
2	NOVA LJUBLJANSKA BANKA	34,621,346,710	25.30%
3	ABANKA	27,095,584,333	19.80%
4	BANK AUSTRIA CREDITANSTALT	17,454,898,312	12.76%
5	SKB BANKA	8,222,507,980	6.01%
6	PROBANKA	4,045,691,528	2.96%
	<b>TOTAL</b>	<b>136,824,293,115</b>	<b>100.00%</b>

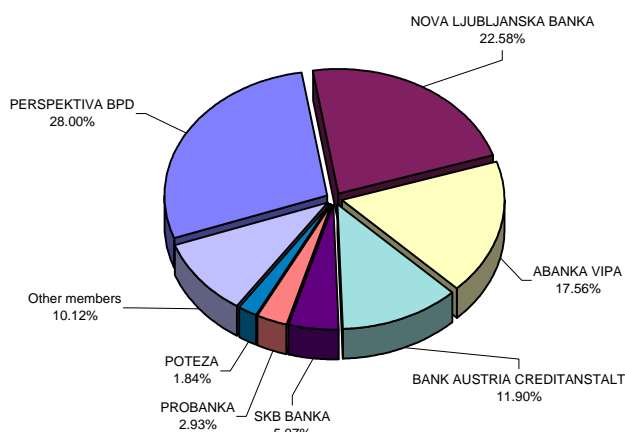
\*special segment for trading in securities issued by Republic of Slovenia.



## TOTAL TURNOVER BY MEMBERS (BLOCK TRADES EXCLUDED) IN SEPTEMBER 2005

Member	Turnover with equity securities via BTS	Turnover with debt securities via BTS	Turnover with debt securities on market maker segment	Total (in SIT)	Share in total turnover
1 PERSPEKTIVA BPD	648,086,447	322,243,823	45,384,264,253	46,354,594,523	28.00%
2 NOVA LJUBLJANSKA BANKA	1,784,630,521	971,457,872	34,621,346,710	37,377,435,103	22.58%
3 ABANKA VIPA	1,642,693,564	340,570,562	27,095,584,333	29,078,848,459	17.56%
4 BANK AUSTRIA CREDITANSTALT	2,124,111,647	126,949,174	17,454,898,312	19,705,959,133	11.90%
5 SKB BANKA	158,915,457	10,873,457	8,222,507,980	8,392,296,894	5.07%
6 PROBANKA	566,167,564	232,474,610	4,045,691,528	4,844,333,702	2.93%
7 POTEZA	2,890,886,562	157,259,070		3,048,145,632	1.84%
8 ILIRIKA	1,604,216,082	556,408,165		2,160,624,247	1.31%
9 ARGONOS BPH	1,565,439,307	21,967,709		1,587,407,016	0.96%
10 HYPO ALPE-ADRIA-BANK	1,328,666,642	149,221,520		1,477,888,162	0.89%
11 FACTOR BANKA	915,001,794	527,555,513		1,442,557,307	0.87%
12 GBD GORENJSKA BORZNO POSREDNIŠKA DRUŽBA	1,081,630,908	175,834,570		1,257,465,478	0.76%
13 CERTIUS BPH	1,127,988,361	20,446,950		1,148,435,311	0.69%
14 CELJSKA BORZNO-POSREDNIŠKA HIŠA	938,783,142	115,334,568		1,054,117,710	0.64%
15 PUBLIKUM	591,669,958	374,491,378		966,161,336	0.58%
16 MARIBORSKA BPH	537,865,644	351,406,060		889,271,704	0.54%
17 PFCI	687,881,669	1,163,160		689,044,829	0.42%
18 MEDVEŠEK PUŠNIK	615,764,560	63,087,959		678,852,519	0.41%
19 DEŽELNA BANKA SLOVENIJE	653,461,106	15,904,247		669,365,353	0.40%
20 KD BPD	416,404,077	250,759,941		667,164,018	0.40%
21 RAIFFEISEN KREKOVA BANKA	569,215,859	29,198,477		598,414,336	0.36%
22 PM&A BPD	468,342,488	8,303,420		476,645,908	0.29%
23 BANKA KOPER	286,649,451	61,020,060		347,669,511	0.21%
24 MOJA DELNICA BPH	204,756,781	36,147,393		240,904,174	0.15%
25 VERITAS BH	124,137,217	54,763,548		178,900,765	0.11%
26 B P H	167,452,855	7,629,558		175,082,413	0.11%
27 GORENJSKA BANKA	49,470,085	7,933,395		57,403,480	0.03%
<b>TOTAL</b>	<b>23,750,289,748</b>	<b>4,990,406,159</b>	<b>136,824,293,115</b>	<b>165,564,989,022</b>	<b>100.00%</b>

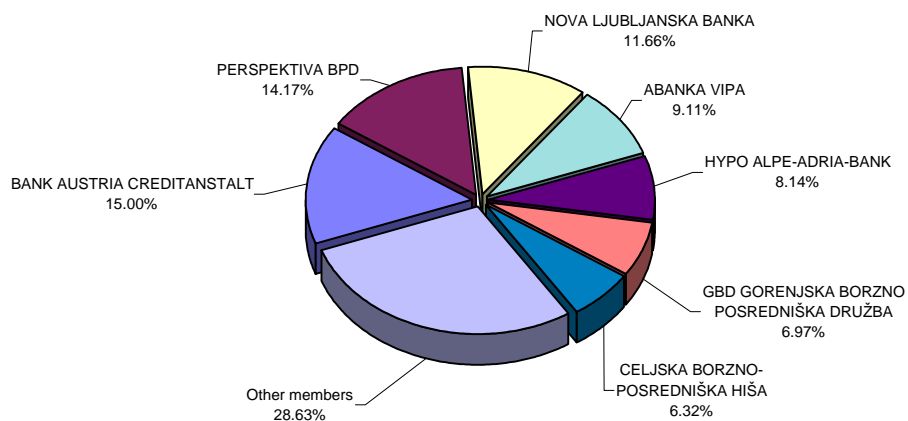
Structure of total turnover by members (block trades excluded) in September 2005



## TURNOVER BY MEMBERS WITH BLOCK TRADES IN SEPTEMBER 2005

	Member	Official market (in SIT)	Semi-official market (in SIT)	Total (in SIT)	Share in turnover
1	BANK AUSTRIA CREDITANSTALT	4,909,808,080	0	4,909,808,080	15.00%
2	PERSPEKTIVA BPD	4,024,112,222	611,447,843	4,635,560,065	14.17%
3	NOVA LJUBLJANSKA BANKA	1,791,861,267	2,024,669,573	3,816,530,840	11.66%
4	ABANKA VIPA	911,744,108	2,069,001,000	2,980,745,108	9.11%
5	HYPO ALPE-ADRIA-BANK	2,626,071,207	38,378,666	2,664,449,873	8.14%
6	GBD GORENJSKA BORZNO POSREDNIŠKA DRUŽBA	0	2,279,247,975	2,279,247,975	6.97%
7	CELJSKA BORZNO-POSREDNIŠKA HIŠA	0	2,069,001,000	2,069,001,000	6.32%
8	FACTOR BANKA	407,141,010	1,396,448,666	1,803,589,676	5.51%
9	PROBANKA	950,512,111	749,375,795	1,699,887,906	5.19%
10	KD BPD	1,466,890,135	150,078,487	1,616,968,622	4.94%
11	ARGONOS BPH	549,746,500	712,112,000	1,261,858,500	3.86%
12	ILIRIKA	860,824,274	262,925,000	1,123,749,274	3.43%
13	RAIFFEISEN KREKOVA BANKA	86,250,000	198,749,048	284,999,048	0.87%
14	PUBLIKUM	279,250,000	0	279,250,000	0.85%
15	DEŽELNA BANKA SLOVENIJE	90,685,328	181,173,000	271,858,328	0.83%
16	PFCI	0	260,890,965	260,890,965	0.80%
17	POTEZA	131,201,000	65,826,000	197,027,000	0.60%
18	BANKA KOPER	196,764,240	0	196,764,240	0.60%
19	CERTIUS BPH	0	99,292,760	99,292,760	0.30%
20	MEDVEŠEK PUŠNIK	90,247,500	0	90,247,500	0.28%
21	PM&A BPD	90,247,500	0	90,247,500	0.28%
22	SKB BANKA	56,250,000	0	56,250,000	0.17%
23	MARIBORSKA BPH	34,680,000	0	34,680,000	0.11%
	<b>TOTAL</b>	<b>19,554,286,482</b>	<b>13,168,617,778</b>	<b>32,722,904,260</b>	<b>100.00%</b>

Structure of turnover by members with block trades in September 2005



## C6) TURNOVER IN YEARS 2004 AND 2005

### MONTHLY TURNOVER ON OFFICIAL AND SEMI-OFFICIAL MARKET

Year 2004	Number of trading days	Turnover - block trades excluded (in SIT)		average per bargain	Number of bargains - block trades excluded	
		per month	average per day		per month	average per day
September	22	21,201,513,658	963,705,166	696,548	30,438	1,384
October	21	13,301,018,619	633,381,839	611,738	21,743	1,035
November	21	17,999,246,461	857,106,974	457,368	39,354	1,874
December	22	21,385,763,024	972,080,137	670,505	31,895	1,450
<b>TOTAL</b>	<b>255</b>	<b>200,120,895,649</b>			<b>351,760</b>	
<b>AVERAGE 2004</b>	<b>21</b>	<b>16,676,741,304</b>	<b>784,787,826</b>	<b>568,913</b>	<b>29,313</b>	<b>1,379</b>
<b>Year 2005</b>						
January	21	16,678,292,243	794,204,393	692,591	24,081	1,147
February	19	12,139,092,459	638,899,603	484,285	25,066	1,319
March	22	14,402,074,516	654,639,751	543,700	26,489	1,204
April	20	9,598,819,495	479,940,975	477,672	20,095	1,005
May	21	8,016,316,752	381,729,369	378,057	21,204	1,010
June	20	9,131,615,692	456,580,785	510,175	17,899	895
July	21	8,842,621,362	421,077,208	607,991	14,544	693
August	22	6,730,987,838	305,953,993	375,907	17,906	814
September	22	14,370,347,953	653,197,634	662,808	21,681	986
<b>TOTAL</b>	<b>188</b>	<b>99,910,168,310</b>			<b>188,965</b>	
<b>AVERAGE 2005</b>	<b>21</b>	<b>11,101,129,812</b>	<b>531,437,065</b>	<b>528,723</b>	<b>20,996</b>	<b>1,005</b>

### TURNOVER BY SECURITIES ON ALL MARKETS OF LJUBLJANA STOCK EXCHANGE IN YEARS 1996 - 2005

#### Total turnover and number of bargains

Year	Number of trading days	Turnover - block trades excluded (in SIT)		average per bargain	Number of bargains - block trades excluded	
		per year	average per day		per year	average per day
2005	188	99,910,168,310	531,437,065	528,723	188,965	1,005
2004	255	200,120,895,649	784,787,826	568,913	351,760	1,379
2003	249	163,945,275,779	658,414,762	481,368	340,582	1,368
2002	247	262,021,510,619	1,060,815,832	580,657	451,250	1,827
2001	247	151,205,155,533	612,166,622	474,525	318,645	1,290
2000	249	114,061,732,862	458,079,248	288,556	395,284	1,587
1999	254	135,196,321,286	532,268,981	303,154	445,966	1,756
1998	252	108,453,171,187	430,369,727	457,514	237,049	941
1997	249	79,416,728,827	318,942,686	566,647	140,152	563
1996	240	86,864,908,427	361,937,118	661,813	131,253	547

MONTHLY TURNOVER ON MARKET MAKER SEGMENT\*

Year 2005	Number of	Turnover (in SIT)		average	Number of bargains	
Month	trading days	per month	average per day	per bargain	per month	average per day
September	20	68,412,146,558	3,420,607,328	342,060,733	200	10
<b>TOTAL</b>	<b>20</b>	<b>68,412,146,558</b>			<b>200</b>	
<b>AVERAGE 2005</b>	<b>20</b>	<b>68,412,146,558</b>	<b>3,420,607,328</b>	<b>342,060,733</b>	<b>200</b>	<b>10</b>

\*special segment for trading in securities issued by Republic of Slovenia.

MONTHLY TURNOVER WITH BLOCK TRADES

Year 2004	Number of	Turnover (in SIT)		average	Number of bargains	
Month	trading days	per month	average per day	per bargain	per month	average per day
September	22	12,196,910,061	554,405,003	115,065,189	106	5
October	21	12,994,236,544	618,773,169	112,019,281	116	6
November	21	15,147,322,206	721,301,057	121,178,578	125	6
December	22	29,995,956,878	1,363,452,585	178,547,362	168	8
<b>TOTAL</b>	<b>255</b>	<b>196,531,035,743</b>			<b>1,308</b>	
<b>AVERAGE 2004</b>	<b>21</b>	<b>16,377,586,312</b>	<b>770,709,944</b>	<b>150,253,085</b>	<b>109</b>	<b>5</b>
<b>Year 2005</b>						
January	21	12,890,376,416	613,827,448	144,835,690	89	4
February	19	33,076,400,449	1,740,863,182	348,172,636	95	5
March	22	15,558,118,253	707,187,193	169,109,981	92	4
April	20	23,457,838,233	1,172,891,912	227,746,002	103	5
May	21	27,958,717,629	1,331,367,506	220,147,383	127	6
June	20	41,405,483,088	2,070,274,154	276,036,554	150	8
July	21	19,034,997,144	906,428,435	158,624,976	120	6
August	22	28,409,343,779	1,291,333,808	244,908,136	116	5
September	22	16,361,452,130	743,702,370	127,823,845	128	6
<b>TOTAL</b>	<b>188</b>	<b>218,152,727,121</b>			<b>1,020</b>	
<b>AVERAGE 2005</b>	<b>21</b>	<b>24,239,191,902</b>	<b>1,160,386,846</b>	<b>213,875,223</b>	<b>113</b>	<b>5</b>

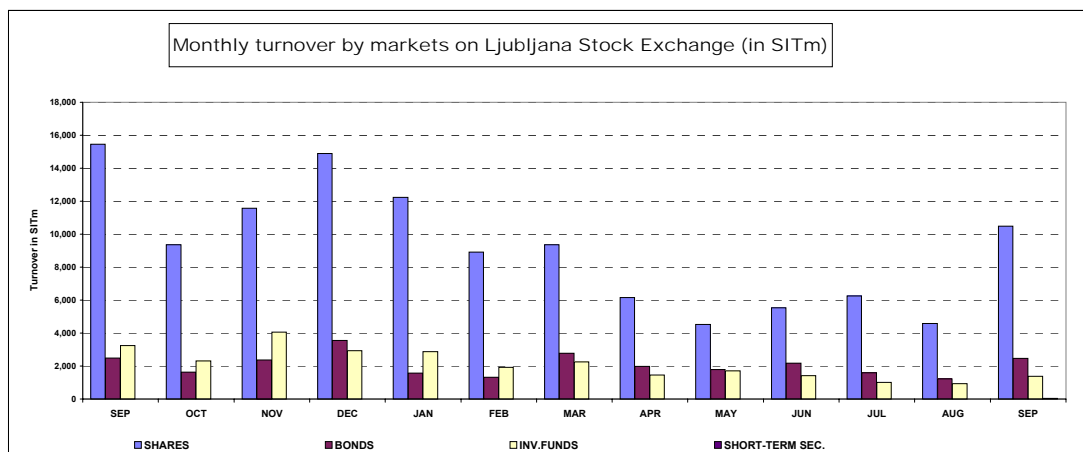
## STRUCTURE OF TURNOVER

MONTHLY TURNOVER (BLOCK AND TUVL TRADES EXCLUDED) BY MARKETS ON LJUBLJANA STOCK EXCHANGE (in SIT)

YEAR 2004	OFFICIAL MARKET		SEMI-OFFICIAL MARKET				TOTAL
	SHARES	BONDS	SHARES	BONDS	INVESTMENT FUNDS	SHORT-TERM SECURITIES	
September	12,266,719,675	844,835,876	3,198,041,073	1,645,981,451	3,245,935,584	0	21,201,513,659
October	7,438,428,137	756,912,085	1,913,548,126	881,055,156	2,311,075,116	0	13,301,018,620
November	8,318,029,039	1,076,142,458	3,263,802,501	1,284,667,880	4,056,604,582	0	17,999,246,460
December	11,658,171,511	1,818,584,157	3,243,110,522	1,735,984,292	2,929,912,542	0	21,385,763,024
<b>TOTAL 2004</b>	<b>106,074,169,180</b>	<b>13,755,958,285</b>	<b>29,883,616,471</b>	<b>14,107,073,022</b>	<b>36,300,078,691</b>	<b>0</b>	<b>200,120,895,649</b>
<b>Year 2005</b>							
January	9,821,149,025	654,978,123	2,411,623,773	917,577,327	2,872,963,995	0	16,678,292,243
February	6,996,703,902	596,533,292	1,913,937,981	717,291,796	1,914,625,487	0	12,139,092,458
March	7,243,251,790	749,583,590	2,118,109,883	2,030,835,109	2,260,294,144	0	14,402,074,516
April	4,713,076,306	739,993,982	1,446,988,930	1,242,339,054	1,456,421,222	0	9,598,819,494
May	3,125,319,635	760,298,496	1,408,085,670	1,017,114,811	1,705,498,140	0	8,016,316,752
June	4,083,415,595	1,152,762,052	1,449,428,128	1,024,117,993	1,421,891,924	0	9,131,615,692
July	4,640,046,854	753,074,754	1,613,873,549	833,740,931	1,001,885,275	0	8,842,621,363
August	3,316,597,466	432,873,509	1,265,993,437	782,020,445	933,502,985	0	6,730,987,842
September	8,120,618,373	724,155,381	2,374,463,534	1,736,098,198	1,380,062,970	34,949,500	14,370,347,956
<b>Total 2005</b>	<b>52,060,178,946</b>	<b>6,564,253,179</b>	<b>16,002,504,885</b>	<b>10,301,135,664</b>	<b>14,947,146,142</b>	<b>34,949,500</b>	<b>99,910,168,316</b>

MONTHLY TURNOVER (BLOCK AND TUVL TRADES EXCLUDED) BY SECURITIES ON LJUBLJANA STOCK EXCHANGE (in SIT)

YEAR 2004	SHARES	BONDS	INVESTMENT FUNDS	SHORT-TERM SECURITIES	TOTAL
September	15,464,760,748	2,490,817,327	3,245,935,584	0	21,201,513,659
October	9,351,976,263	1,637,967,241	2,311,075,116	0	13,301,018,620
November	11,581,831,540	2,360,810,338	4,056,604,582	0	17,999,246,460
December	14,901,282,033	3,554,568,449	2,929,912,542	0	21,385,763,024
<b>TOTAL 2004</b>	<b>135,957,785,651</b>	<b>27,863,031,307</b>	<b>36,300,078,691</b>	<b>0</b>	<b>200,120,895,649</b>
<b>Year 2005</b>					
January	12,232,772,798	1,572,555,450	2,872,963,995	0	16,678,292,243 SIT
February	8,910,641,883	1,313,825,088	1,914,625,487	0	12,139,092,458 SIT
March	9,361,361,673	2,780,418,699	2,260,294,144	0	14,402,074,516 SIT
April	6,160,065,236	<b>1,982,333,036</b>	<b>1,456,421,222</b>	0	9,598,819,494 SIT
May	4,533,405,305	1,777,413,307	1,705,498,140	0	8,016,316,752 SIT
June	5,532,843,723	2,176,880,045	1,421,891,924	0	9,131,615,692 SIT
July	6,253,920,403	1,586,815,685	1,001,885,275	0	8,842,621,363 SIT
August	4,582,590,903	1,214,893,954	933,502,985	0	6,730,987,842 SIT
September	10,495,081,907	2,460,253,579	1,380,062,970	34,949,500	14,370,347,956 SIT
<b>Total 2005</b>	<b>68,062,683,831</b>	<b>16,865,388,843</b>	<b>14,947,146,142</b>	<b>34,949,500</b>	<b>99,910,168,316 SIT</b>



## D) MARKET CAPITALISATION

### MARKET CAPITALISATION - OFFICIAL MARKET (in SIT)

	30 Sep 2004	31 Dec 2004	31 Aug 2005	30 Sep 2005	Index 30 Sep 2005 / 31 Aug 2005	Index 30 Sep 2005 / 31 Dec 2004	Index 30 Sep 2005 / 30 Sep 2004	Share
<b>SHARES</b>	<b>1,203,328,026,151</b>	<b>1,232,947,810,739</b>	<b>1,091,695,630,976</b>	<b>1,068,695,538,319</b>	<b>98</b>	<b>87</b>	<b>89</b>	<b>49.18%</b>
Banks	2,480,000,000	2,560,000,000	2,455,727,000	2,574,552,500	105	101	104	0.24%
Companies	1,200,848,026,151	1,230,387,810,739	1,089,239,903,976	1,066,120,985,819	98	87	89	99.76%
<b>BONDS</b>	<b>828,112,212,696</b>	<b>891,837,016,901</b>	<b>1,058,130,830,086</b>	<b>1,104,345,594,855</b>	<b>104</b>	<b>124</b>	<b>133</b>	<b>50.82%</b>
State	709,171,714,248	757,866,753,249	913,716,400,814	959,741,643,412	105	127	135	86.91%
Banks	101,268,068,679	116,709,266,668	131,289,319,412	131,438,050,395	100	113	130	11.90%
Companies	17,672,429,769	17,260,996,984	13,125,109,860	13,165,901,048	100	76	74	1.19%
<b>TOTAL</b>	<b>2,031,440,238,847</b>	<b>2,124,784,827,640</b>	<b>2,149,826,461,063</b>	<b>2,173,041,133,174</b>	<b>101</b>	<b>102</b>	<b>107</b>	<b>100.00%</b>

### MARKET CAPITALISATION - SEMI-OFFICIAL MARKET (in SIT)

	31 Aug 2004	31 Dec 2004	31 Aug 2005	30 Sep 2005	Index 30 Sep 2005 / 31 Aug 2005	Index 30 Sep 2005 / 31 Dec 2004	Index 30 Sep 2005 / 30 Sep 2004	Share
<b>SHARES</b>	<b>442,508,813,768</b>	<b>472,880,948,071</b>	<b>436,666,761,065</b>	<b>423,509,932,504</b>	<b>97</b>	<b>90</b>	<b>96</b>	<b>50.57%</b>
Companies	442,508,813,768	472,880,948,071	436,666,761,065	423,509,932,504	97	90	96	100.00%
<b>BONDS</b>	<b>188,795,264,254</b>	<b>214,735,283,245</b>	<b>249,407,355,053</b>	<b>251,714,208,063</b>	<b>101</b>	<b>117</b>	<b>133</b>	<b>30.06%</b>
State	138,344,863,821	137,373,342,977	141,632,537,580	142,800,362,023	101	104	103	56.73%
Banks	37,269,382,877	50,774,141,280	64,458,545,900	64,340,237,446	100	127	173	25.56%
Companies	5,986,765,556	19,395,514,987	35,503,447,116	36,761,067,844	104	190	614	14.60%
Insurance companies	7,194,252,000	7,192,284,000	7,812,824,457	7,812,540,750	100	-	-	3.10%
<b>INVESTMENT FUNDS</b>	<b>233,707,215,208</b>	<b>237,376,322,682</b>	<b>165,360,684,281</b>	<b>162,245,972,737</b>	<b>98</b>	<b>68</b>	<b>69</b>	<b>19.37%</b>
<b>TOTAL *</b>	<b>865,011,293,231</b>	<b>924,992,553,998</b>	<b>851,434,800,398</b>	<b>837,470,113,305</b>	<b>98</b>	<b>91</b>	<b>97</b>	<b>-</b>

<b>TOTAL SHARES</b>	<b>1,645,836,839,919</b>	<b>1,705,828,758,811</b>	<b>1,528,362,392,041</b>	<b>1,492,205,470,823</b>	<b>98</b>	<b>87</b>	<b>91</b>	<b>-</b>
---------------------	--------------------------	--------------------------	--------------------------	--------------------------	-----------	-----------	-----------	----------

<b>TOTAL BONDS</b>	<b>1,016,907,476,950</b>	<b>1,106,572,300,145</b>	<b>1,307,538,185,139</b>	<b>1,356,059,802,918</b>	<b>104</b>	<b>123</b>	<b>133</b>	<b>-</b>
--------------------	--------------------------	--------------------------	--------------------------	--------------------------	------------	------------	------------	----------

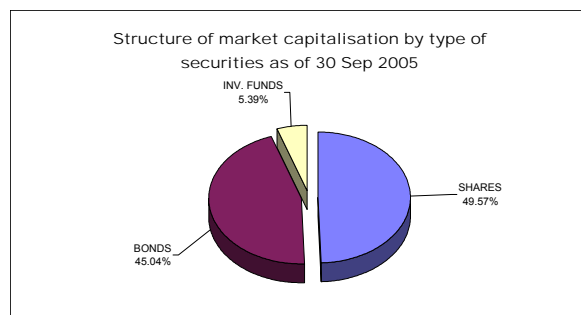
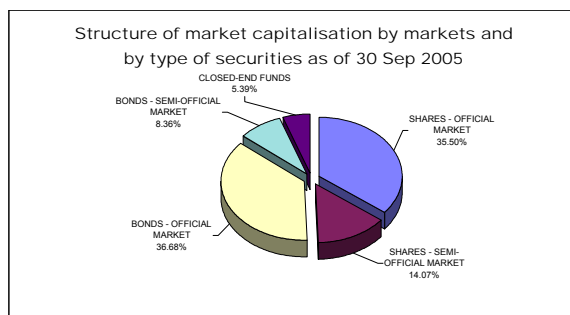
<b>INVESTMENT FUNDS</b>	<b>233,707,215,208</b>	<b>237,376,322,682</b>	<b>165,360,684,281</b>	<b>162,245,972,737</b>	<b>98</b>	<b>68</b>	<b>69</b>	<b>-</b>
-------------------------	------------------------	------------------------	------------------------	------------------------	-----------	-----------	-----------	----------

<b>TOTAL CAPITALISATION (SHARES)</b>	<b>1,645,836,839,919</b>	<b>1,705,828,758,811</b>	<b>1,528,362,392,041</b>	<b>1,492,205,470,823</b>	<b>98</b>	<b>87</b>	<b>91</b>	<b>-</b>
--------------------------------------	--------------------------	--------------------------	--------------------------	--------------------------	-----------	-----------	-----------	----------

On 30 Sep 2005, the total market capitalisation of all shares traded, without investment funds, on the Ljubljana Stock Exchange (SIT 1,492.2 billion) corresponded to 24.1 % of GDP in 2004 - SIT 6,191 billion (at current prices; as reported by the Statistical Office of the Republic of Slovenia).

#### EXCHANGE RATES:

1USD= 194.8236 SIT as of 30 Sep 2004	1USD=176.2427 SIT as of 31 Dec 2004	1USD=196.6218 SIT as of 31 Aug 2005	1USD=198.702 SIT as of 30 Sep 2005
1EUR=239.8084 SIT as of 30 Sep 2004	1EUR=239.7430 SIT as of 31 Dec 2004	1EUR=239.5837 SIT as of 31 Aug 2005	1EUR=239.575 SIT as of 30 Sep 2005



D1) MARKET CAPITALISATION OF SHARES - OFFICIAL MARKET

Issue	Number of shares traded	Number of issued shares	Share of traded shares	Price as of 30 Sep 2005	Market capitalisation as of 30 Sep 2005 (in SIT)	Market capitalisation as of 30 Sep 2005 (in EUR)	Market capitalisation as of 30 Sep 2005 (in USD)
<b>Common shares</b>	-	-	-	-	<b>1,066,120,985,819</b>	<b>4,450,051,073</b>	<b>5,365,426,547</b>
1 KRKA	3,542,612	3,542,612	100.00%	85,896 SIT	304,296,660,892	1,270,151,981	1,531,422,235
2 PETROL	2,086,301	2,086,301	100.00%	61,112 SIT	127,498,464,835	532,186,016	641,656,676
3 MERCATOR	3,208,504	3,208,504	100.00%	37,712 SIT	121,000,257,909	505,062,122	608,953,397
4 SAVA	2,006,987	2,006,987	100.00%	42,121 SIT	84,536,841,313	352,861,698	425,445,347
5 GORENJE	12,200,000	12,200,000	100.00%	5,616 SIT	68,516,420,000	285,991,527	344,819,982
6 PIVOVARNA LAŠKO	8,576,801	8,576,801	100.00%	7,547 SIT	64,727,573,323	270,176,660	325,751,997
7 LUKA KOPER	7,140,000	7,140,000	100.00%	7,267 SIT	51,888,165,000	216,584,222	261,135,595
8 INTEREUROPA	7,902,413	7,902,413	100.00%	5,735 SIT	45,321,444,893	189,174,350	228,087,512
9 MERKUR	1,214,585	1,214,585	100.00%	34,174 SIT	41,507,458,561	173,254,549	208,893,008
10 ISTRABENZ	5,180,000	5,180,000	100.00%	7,806 SIT	40,437,411,000	168,788,108	203,507,821
11 AERODROM	1,936,229	1,936,229	100.00%	10,803 SIT	20,917,527,220	87,310,977	105,270,844
12 DELO	667,464	667,464	100.00%	30,000 SIT	20,023,786,507	83,580,451	100,772,949
13 TERME ČATEŽ	597,916	597,916	100.00%	32,530 SIT	19,450,183,563	81,186,199	97,886,199
14 SALUS	134,980	134,980	100.00%	123,800 SIT	16,710,524,000	69,750,700	84,098,419
15 ETOL	254,619	254,619	100.00%	50,450 SIT	12,845,528,550	53,617,984	64,647,203
16 ŽITO	353,715	353,715	100.00%	30,667 SIT	10,847,338,996	45,277,425	54,590,991
17 COMET	1,700,688	1,700,688	100.00%	2,173 SIT	3,696,054,210	15,427,545	18,600,991
18 MLINOTEST	2,389,177	2,389,177	100.00%	1,498 SIT	3,578,987,146	14,938,901	18,011,833
19 DELO PRODAJA	593,549	593,549	100.00%	4,500 SIT	2,670,970,500	11,148,786	13,442,092
20 KOMPAS MTS	2,973,005	2,973,005	100.00%	850 SIT	2,527,054,250	10,548,072	12,717,810
21 EMONA OBALA KOPER	1,741,456	1,741,456	100.00%	900 SIT	1,567,310,400	6,542,045	7,887,743
22 GEODETSKI ZAVOD SLOVENIJE	379,820	379,820	100.00%	2,300 SIT	873,586,000	3,646,399	4,396,463
23 NIKA	186,695	186,695	100.00%	3,650 SIT	681,436,750	2,844,357	3,429,441
<b>Preferred shares</b>	-	-	-	-	<b>2,574,552,500</b>	<b>10,746,332</b>	<b>12,956,852</b>
1 PROBANKA	396,085	400,000	99.02%	6,500 SIT	2,574,552,500	10,746,332	12,956,852
<b>TOTAL SHARES</b>	-	-	-	-	<b>1,068,695,538,319</b>	<b>4,460,797,405</b>	<b>5,378,383,400</b>

EXCHANGE RATES	1 USD=	198.702 SIT as of 30 Sep 2005
	1 EUR=	239.575 SIT as of 30 Sep 2005



## MARKET CAPITALISATION OF SHARES - SEMI-OFFICIAL MARKET

Issue	Number of shares traded	Number of issued shares	Share of traded shares	Price as of 30 Sep 2005	Market capitalisation as of 30 Sep 2005 (in SIT)	Market capitalisation as of 30 Sep 2005 (in EUR)	Market capitalisation as of 30 Sep 2005 (in USD)
<b>Common shares</b>	-	-	-	-	<b>420,252,817,261</b>	<b>1,754,159,730</b>	<b>2,114,990,374</b>
1 HELIOS, DOMŽALE	219,861	219,861	100.00%	200,778 SIT	44,143,352,994	184,256,926	222,158,574
2 NFD HOLDING	31,859,997	31,859,997	100.00%	724 SIT	23,072,054,027	96,304,097	116,113,849
3 ZVON ENA HOLDING	12,431,743	12,431,743	100.00%	1,816 SIT	22,574,429,161	94,226,982	113,609,471
4 KD GROUP	186,436	186,436	100.00%	117,386 SIT	21,884,966,974	91,349,126	110,139,641
5 LESNINA	76,495	76,495	100.00%	271,116 SIT	20,739,002,356	86,565,803	104,372,389
6 CINKARNA CELJE	812,477	814,626	99.74%	25,375 SIT	20,616,579,501	86,054,803	103,756,276
7 KD HOLDING	1,373,534	1,373,534	100.00%	12,924 SIT	17,750,907,855	74,093,323	89,334,319
8 JUTEKS	641,432	641,432	100.00%	25,010 SIT	16,042,368,264	66,961,779	80,735,817
9 INFOND HOLDING	16,833,414	16,833,414	100.00%	938 SIT	15,792,435,678	65,918,546	79,477,991
10 AKTIVA INVEST	815,773	815,773	100.00%	18,982 SIT	15,485,125,452	64,635,815	77,931,402
11 ISKRA AVTOELEKTRIKA	1,608,313	1,608,313	100.00%	9,000 SIT	14,475,106,496	60,419,937	72,848,318
12 AKTIVA NALOŽBE	13,591,508	13,591,508	100.00%	950 SIT	12,911,932,600	53,895,159	64,981,392
13 BELINKA	2,702,532	2,702,532	100.00%	4,406 SIT	11,906,815,486	49,699,741	59,922,978
14 DZS	1,429,368	1,686,384	84.76%	5,400 SIT	7,718,587,200	32,217,832	38,845,040
15 TRIGLAV, FINANČNA DRUŽBA	6,356,989	6,356,989	100.00%	1,150 SIT	7,310,537,350	30,514,609	36,791,463
16 VIPA HOLDING	7,347,565	7,347,565	100.00%	920 SIT	6,759,759,800	28,215,631	34,019,586
17 ARKADA HOLDING	6,640,325	6,640,325	100.00%	994 SIT	6,598,822,969	27,543,871	33,209,645
18 CETIS	200,000	200,000	100.00%	30,000 SIT	6,000,000,000	25,044,349	30,195,972
19 ZVON DVA HOLDING	14,120,934	14,120,934	100.00%	394 SIT	5,564,777,671	23,227,706	28,005,645
20 MAKSIMA HOLDING	6,399,850	6,399,850	100.00%	850 SIT	5,440,448,487	22,708,749	27,379,938
21 TRIGLAV NALOŽBE	13,182,366	13,182,366	100.00%	380 SIT	5,009,299,080	20,909,106	25,210,109
22 GRAND HOTEL UNION	1,814,613	1,814,613	100.00%	2,700 SIT	4,899,455,100	20,450,611	24,657,301
23 ETRA 33	45,423	45,423	100.00%	96,000 SIT	4,360,608,000	18,201,432	21,945,466
24 KS2 NALOŽBE	4,353,967	4,353,967	100.00%	1,000 SIT	4,353,967,000	18,173,712	21,912,044
25 MEDALJON	1,734,000	1,734,000	100.00%	2,099 SIT	3,639,787,380	15,192,684	18,317,820
26 HOTELI PALACE	2,346,102	2,346,102	100.00%	1,550 SIT	3,636,458,100	15,178,788	18,301,064
27 SWATY	288,940	288,940	100.00%	11,999 SIT	3,466,991,060	14,471,423	17,448,194
28 SLOVENIJALES	273,377	273,604	99.92%	12,550 SIT	3,430,881,350	14,320,699	17,266,466
29 ZLATA MONETA II	8,232,861	8,232,861	100.00%	411 SIT	3,379,836,426	14,107,634	17,009,574
30 TOVARNA SLADKORJA ORMOŽ	497,163	497,163	100.00%	6,500 SIT	3,231,559,500	13,488,718	16,263,347
31 MAKSIMA INVEST	7,451,949	7,451,949	100.00%	408 SIT	3,043,003,374	12,701,673	15,314,407
32 JATA EMONA	3,197,534	3,197,534	100.00%	950 SIT	3,037,657,300	12,679,358	15,287,502
33 SATURNUS EMBALAŽA	84,064	84,064	100.00%	35,500 SIT	2,984,272,000	12,456,525	15,018,832
34 MITOL, SEŽANA	687,627	687,627	100.00%	4,200 SIT	2,888,033,400	12,054,820	14,534,496
35 GORENJSKI TISK	1,070,328	1,070,328	100.00%	2,649 SIT	2,835,298,872	11,834,703	14,269,101
36 TOSAMA	295,670	295,670	100.00%	9,407 SIT	2,781,270,119	11,609,183	13,997,192
37 LIV POSTOJNA	161,600	161,600	100.00%	17,000 SIT	2,747,200,000	11,466,973	13,825,729
38 MARINA PORTOROŽ	313,932	313,932	100.00%	8,600 SIT	2,699,815,200	11,269,186	13,587,257
39 MIP	1,478,742	1,478,742	100.00%	1,801 SIT	2,663,362,216	11,117,029	13,403,802
40 LIP BLEED	1,942,454	1,942,454	100.00%	1,213 SIT	2,356,196,702	9,834,902	11,857,942
41 POM-INVEST	2,241,983	2,241,983	100.00%	1,006 SIT	2,255,434,898	9,414,317	11,350,841
42 NAMA	953,795	953,795	100.00%	2,220 SIT	2,117,424,900	8,838,255	10,656,284
43 INFOND HOLDING 1	3,777,004	3,777,004	100.00%	525 SIT	1,983,115,950	8,277,641	9,980,352
44 INTERTRADE ITS	1,260,000	1,260,000	100.00%	1,500 SIT	1,890,000,000	7,888,970	9,511,731
45 CERTIUS INVEST	3,091,062	3,091,062	100.00%	610 SIT	1,885,547,820	7,870,386	9,489,325
46 MELAMIN	349,913	349,913	100.00%	5,200 SIT	1,819,547,600	7,594,898	9,157,168
47 MEDVEŠEK PUŠNIK	80,000	80,000	100.00%	22,000 SIT	1,760,000,000	7,346,342	8,857,485
48 HRAM HOLDING	4,346,667	4,346,667	100.00%	402 SIT	1,747,360,134	7,293,583	8,793,873
49 PLAMA - PUR	686,798	686,798	100.00%	2,500 SIT	1,716,995,000	7,166,837	8,641,055
50 MODRA LINIJA HOLDING	1,882,991	1,882,991	100.00%	902 SIT	1,698,457,882	7,089,462	8,547,764
51 COLOR	950,391	950,391	100.00%	1,735 SIT	1,648,928,385	6,882,723	8,298,499
52 VIZIJA HOLDING	2,277,503	2,277,503	100.00%	700 SIT	1,594,252,100	6,654,501	8,023,332
53 AKTIVA AVANT	2,951,872	2,951,872	100.00%	496 SIT	1,465,191,186	6,115,793	7,373,812
54 VIZIJA HOLDING ENA	2,129,725	2,129,725	100.00%	600 SIT	1,277,835,000	5,333,758	6,430,912
55 HIDROTEHNIK	384,472	384,472	100.00%	3,000 SIT	1,153,416,000	4,814,426	5,804,753
56 NIKO	35,875	35,875	100.00%	32,000 SIT	1,148,000,000	4,791,819	5,777,496
57 RTC KRVAVEC	1,155,734	1,155,734	100.00%	990 SIT	1,144,176,660	4,775,860	5,758,254

Issue	Number of shares traded	Number of issued shares	Share of traded shares	Price as of 30 Sep 2005	Market capitalisation as of 30 Sep 2005 (in SIT)	Market capitalisation as of 30 Sep 2005 (in EUR)	Market capitalisation as of 30 Sep 2005 (in USD)
58 MERCATA	2,891,874	2,891,874	100.00%	386 SIT	1,116,292,283	4,659,469	5,617,922
59 GOZDNO GOSPODARSTVO BLEJ	611,900	611,900	100.00%	1,807 SIT	1,105,446,302	4,614,197	5,563,338
60 GORIŠKE OPEKARNE	523,634	523,634	100.00%	2,000 SIT	1,047,268,000	4,371,358	5,270,546
61 M1	2,681,638	2,681,638	100.00%	390 SIT	1,045,838,820	4,365,392	5,263,353
62 TERME DOBRNA	692,542	692,542	100.00%	1,500 SIT	1,038,743,746	4,335,777	5,227,646
63 ALPETOUR POTOVALNA AGENCIJA	374,340	385,831	97.02%	2,720 SIT	1,018,204,800	4,250,046	5,124,281
64 GEA	1,254,960	1,254,960	100.00%	800 SIT	1,003,968,000	4,190,621	5,052,632
65 IMP KLIMAT	353,900	353,900	100.00%	2,500 SIT	884,750,000	3,692,998	4,452,648
66 VELANA	1,409,645	1,409,645	100.00%	601 SIT	847,337,610	3,536,837	4,264,364
67 FINIRA	2,179,206	2,179,206	100.00%	380 SIT	828,098,280	3,456,530	4,167,539
68 JAVOR PIVKA	1,194,700	1,194,700	100.00%	642 SIT	766,722,619	3,200,345	3,858,656
69 JADRAN	165,302	165,302	100.00%	4,600 SIT	760,389,200	3,173,909	3,826,782
70 IMP ČRPALKE LJUBLJANA	333,034	333,034	100.00%	2,200 SIT	732,674,800	3,058,227	3,687,305
71 INTERTRADE ITA	69,531	69,531	100.00%	9,702 SIT	674,589,762	2,815,777	3,394,982
72 KOŠAKI TMI	43,236	43,236	100.00%	15,000 SIT	648,540,000	2,707,044	3,263,883
73 FOND INVEST	595,241	595,241	100.00%	1,050 SIT	625,003,050	2,608,799	3,145,429
74 POM-NALOŽBE	2,296,500	2,296,500	100.00%	270 SIT	620,055,000	2,588,146	3,120,527
75 TRDNJAVA HOLDING	2,593,123	2,593,123	100.00%	236 SIT	610,810,123	2,549,557	3,074,001
76 INTARA	101,000	101,000	100.00%	6,000 SIT	606,000,000	2,529,479	3,049,793
77 ŽITO INTES	2,518,194	2,518,194	100.00%	240 SIT	604,366,560	2,522,661	3,041,573
78 KRONA HOLDING	1,287,121	1,287,121	100.00%	400 SIT	514,848,400	2,149,007	2,591,058
79 ŽELEZARNA RAVNE - MONTER DRAVOGRAD	336,225	336,225	100.00%	1,500 SIT	504,337,500	2,105,134	2,538,160
80 ELMO	708,000	708,000	100.00%	650 SIT	460,200,000	1,920,902	2,316,031
81 LESNINA EMMI	689,490	689,490	100.00%	590 SIT	406,799,100	1,698,003	2,047,282
82 AGROKOMBINAT MARIBOR	453,956	499,291	90.92%	850 SIT	385,862,600	1,610,613	1,941,916
83 UNITAS, LJUBLJANA	173,377	173,377	100.00%	1,800 SIT	312,078,600	1,302,634	1,570,586
84 GEA COLLEGE	248,200	248,200	100.00%	1,213 SIT	301,066,600	1,256,670	1,515,166
85 INLES	693,595	712,410	97.36%	400 SIT	277,507,360	1,158,332	1,396,601
86 MK TISKARNA	103,954	103,954	100.00%	2,500 SIT	259,885,000	1,084,775	1,307,913
87 TEKSTINA	1,127,293	1,127,293	100.00%	220 SIT	248,004,460	1,035,185	1,248,123
88 ZDRAVILIŠČE ROGAŠKA	900,462	961,898	93.61%	250 SIT	225,115,500	939,645	1,132,930
89 TRDNJAVA I HOLDING	891,750	891,750	100.00%	240 SIT	214,020,000	893,332	1,077,090
90 CREINA	38,880	38,880	100.00%	5,010 SIT	194,788,800	813,060	980,306
91 KLASJE CELJE	820,343	820,343	100.00%	233 SIT	191,221,953	798,172	962,355
92 GRADIS, GP LJUBLJANA	304,750	304,750	100.00%	600 SIT	182,850,000	763,227	920,222
93 CAPITA	315,963	315,963	100.00%	550 SIT	173,779,650	725,366	874,574
94 LIZ INŽENIRING	123,846	123,846	100.00%	800 SIT	99,089,185	413,604	498,682
95 SIJAJ HRASTNIK	26,880	26,880	100.00%	3,000 SIT	80,640,000	336,596	405,834
96 JELEN GOSTINSKO PODJETJE	67,798	67,798	100.00%	800 SIT	54,238,400	226,394	272,964
97 AVTOPREVOZNIŠTVO IN SERVISI	308,696	308,696	100.00%	105 SIT	32,459,384	135,487	163,357
98 EGOLES - V LIKVIDACIJI	51,399	51,399	100.00%	200 SIT	10,279,800	42,908	51,735
<b>Preferred shares</b>	-	-	-	-	<b>3,257,115,243</b>	<b>13,595,389</b>	<b>16,391,960</b>
1 PRVA POKOJNINSKA DRUŽBA	170,000	170,000	100.00%		1,700,000,000	7,095,899	8,555,525
2 KD HOLDING	266,413	266,413	100.00%	5,803 SIT	1,545,920,043	6,452,760	7,780,093
3 ZDRAVILIŠČE ROGAŠKA	27,988	30,000	93.29%	400 SIT	11,195,200	46,729	56,342
<b>TOTAL SHARES</b>					<b>423,509,932,504</b>	<b>1,767,755,118</b>	<b>2,131,382,334</b>

<b>EXCHANGE RATES</b>	1 USD=	198.7020 SIT as of 30 Sep 2005
	1 EUR=	239.5750 SIT as of 30 Sep 2005

D2) MARKET CAPITALISATION OF BONDS - OFFICIAL MARKET

Issue	Number of issued bonds	Price as of 30 Sep 2005	Principal amt. as of 30 Sep 2005	Currency of denomination	Market capitalisation as of 30 Sep 2005 (in SIT)	Market capitalisation as of 30 Sep 2005 (in EUR)	Market capitalisation as of 30 Sep 2005 (in USD)
1 REPUBLIKA SLOVENIJA 59 <sup>th</sup> issue	13,832,500	102.00	10,000.00	SIT	141,091,500,000	588,924,136	710,065,827
2 REPUBLIKA SLOVENIJA 60 <sup>th</sup> issue	10,651,000	99.20	10,000.00	SIT	105,657,920,000	441,022,310	531,740,596
3 REPUBLIKA SLOVENIJA 58 <sup>th</sup> issue	9,933,000	99.67	10,000.00	SIT	99,002,211,000	413,240,993	498,244,663
4 REPUBLIKA SLOVENIJA 57 <sup>th</sup> issue	9,000,000	108.71	10,000.00	SIT	97,839,000,000	408,385,683	492,390,615
5 REPUBLIKA SLOVENIJA 56 <sup>th</sup> issue	5,000,000	103.80	10,000.00	SIT	51,900,000,000	216,633,622	261,195,157
6 REPUBLIKA SLOVENIJA 33 <sup>rd</sup> issue	248,716	149.20	511.29	EUR	45,454,966,621	189,731,677	228,759,482
7 REPUBLIKA SLOVENIJA 51 <sup>st</sup> issue	4,447,050	101.60	10,000.00	SIT	45,182,028,000	188,592,416	227,385,874
8 REPUBLIKA SLOVENIJA 52 <sup>nd</sup> issue	4,000,000	107.00	10,000.00	SIT	42,800,000,000	178,649,692	215,397,933
9 REPUBLIKA SLOVENIJA 55 <sup>th</sup> issue	4,000,000	102.00	10,000.00	SIT	40,800,000,000	170,301,576	205,332,609
10 REPUBLIKA SLOVENIJA 54 <sup>th</sup> issue	3,000,000	113.70	10,000.00	SIT	34,110,000,000	142,377,126	171,664,100
11 REPUBLIKA SLOVENIJA 38 <sup>th</sup> issue	1,000,000	117.05	100.00	EUR	28,042,253,750	117,050,000	141,127,184
12 REPUBLIKA SLOVENIJA 53 <sup>rd</sup> issue	1,000,000	108.10	100.00	EUR	25,898,057,500	108,100,000	130,336,169
13 REPUBLIKA SLOVENIJA 10 <sup>th</sup> issue	5,218,961	100.10	3,461.14	SIT	18,234,858,855	76,113,363	91,769,881
14 REPUBLIKA SLOVENIJA 27 <sup>th</sup> issue	1,700,000	104.00	10,000.00	SIT	17,680,000,000	73,797,349	88,977,464
15 REPUBLIKA SLOVENIJA 43 <sup>rd</sup> issue	1,560,000	100.15	10,000.00	SIT	15,623,400,000	65,212,981	78,627,291
16 REPUBLIKA SLOVENIJA 50 <sup>th</sup> issue	612,818	103.20	100.00	EUR	15,151,398,027	63,242,818	76,251,865
17 REPUBLIKA SLOVENIJA 48 <sup>th</sup> issue	600,000	105.00	100.00	EUR	15,093,225,000	63,000,000	75,959,100
18 REPUBLIKA SLOVENIJA 29 <sup>th</sup> issue	550,000	108.24	100.00	EUR	14,262,378,900	59,532,000	71,777,732
19 NLB 13 <sup>th</sup> issue	117,335	120.00	100,000.00	SIT	14,080,200,000	58,771,575	70,860,887
20 REPUBLIKA SLOVENIJA 26 <sup>th</sup> issue	500,000	112.00	100.00	EUR	13,416,200,000	56,000,000	67,519,200
21 REPUBLIKA SLOVENIJA 18 <sup>th</sup> issue	500,000	109.00	100.00	EUR	13,056,837,500	54,500,000	65,710,650
22 REPUBLIKA SLOVENIJA 39 <sup>th</sup> issue	21,035,446	99.49	600.00	SIT	12,556,899,135	52,413,228	63,194,629
23 REPUBLIKA SLOVENIJA 45 <sup>th</sup> issue	1,211,249	100.00	10,000.00	SIT	12,112,490,000	50,558,239	60,958,068
24 NLB 10 <sup>th</sup> issue	108,243	105.50	100,000.00	SIT	11,419,636,500	47,666,228	57,471,170
25 NLB 9 <sup>th</sup> issue	108,474	103.00	100,000.00	SIT	11,172,822,000	46,636,010	56,229,036
26 REPUBLIKA SLOVENIJA 23 <sup>rd</sup> issue	400,000	110.00	100.00	EUR	10,541,300,000	44,000,000	53,050,800
27 NLB 17 <sup>th</sup> issue	101,694		100,000.00	SIT	10,169,400,000	42,447,668	51,179,153
28 BTC HIPOTEKARNE	400,000	105.00	100.00	EUR	10,062,150,000	42,000,000	50,639,400
29 REPUBLIKA SLOVENIJA 22 <sup>nd</sup> issue	800,000	103.20	10,000.00	SIT	8,256,000,000	34,461,025	41,549,657
30 NLB 12 <sup>th</sup> issue	80,000	102.10	100,000.00	SIT	8,168,000,000	34,093,708	41,106,783
31 REPUBLIKA SLOVENIJA 25 <sup>th</sup> issue	800,000	101.85	10,000.00	SIT	8,148,000,000	34,010,226	41,006,130
32 NLB 16 <sup>th</sup> issue	77,557	101.00	100,000.00	SIT	7,833,257,000	32,696,471	39,422,135
33 REPUBLIKA SLOVENIJA 49 <sup>th</sup> issue	78,392	106.50	380.00	EUR	7,600,574,948	31,725,242	38,251,125
34 NOVA KBM 7 <sup>th</sup> issue	70,000	101.70	100,000.00	SIT	7,119,000,000	29,715,121	35,827,521
35 NOVA KBM 8 <sup>th</sup> issue	70,000		100,000.00	SIT	7,000,000,000	29,218,408	35,228,634
36 NLB 11 <sup>th</sup> issue	26,326	105.40	1,000.00	EUR	6,647,632,228	27,747,604	33,455,286
37 NOVA KBM 5 <sup>th</sup> issue	60,000	105.20	100,000.00	SIT	6,312,000,000	26,346,656	31,766,162
38 REPUBLIKA SLOVENIJA 32 <sup>nd</sup> issue	238,655	107.00	100.00	EUR	6,117,807,564	25,536,085	30,788,858
39 REPUBLIKA SLOVENIJA 21 <sup>st</sup> issue	712,646	99.00	8,500.00	SIT	5,996,916,090	25,031,477	30,180,452
40 NOVA KBM 6 <sup>th</sup> issue	50,000	101.65	100,000.00	SIT	5,082,500,000	21,214,651	25,578,504
41 ABANKA VIPA 7 <sup>th</sup> issue	173,000	103.90	100.00	EUR	4,306,288,753	17,974,700	21,672,096
42 ABANKA 6 <sup>th</sup> issue	135,000	106.75	100.00	EUR	3,452,575,219	14,411,250	17,375,644
43 REPUBLIKA SLOVENIJA 44 <sup>th</sup> issue	296,493	110.90	10,000.00	SIT	3,288,107,370	13,724,752	16,547,933
44 REPUBLIKA SLOVENIJA 31 <sup>st</sup> issue	294,768	106.00	10,000.00	SIT	3,124,540,800	13,042,015	15,724,758
45 BANKA CELJE 8 <sup>th</sup> issue	125,000	104.10	100.00	EUR	3,117,469,688	13,012,500	15,689,171
46 NLB 3 <sup>rd</sup> issue	12,000	103.00	1,000.00	EUR	2,961,147,000	12,360,000	14,902,452
47 NOVA KBM 3 <sup>rd</sup> issue, A series	20,000	106.60	100,000.00	SIT	2,747,446,721	11,468,003	13,826,971
48 BANKA CELJE 7 <sup>th</sup> issue	100,000	104.00	100.00	EUR	2,491,580,000	10,400,000	12,539,280
49 ABANKA 4 <sup>th</sup> issue	100,000	102.69	100.00	EUR	2,460,195,675	10,269,000	12,381,333
50 BANKA CELJE 5 <sup>th</sup> issue	100,000	101.80	100.00	EUR	2,438,873,500	10,180,000	12,274,026
51 ABANKA 5 <sup>th</sup> issue	100,000	101.00	100.00	EUR	2,419,707,500	10,100,000	12,177,570
52 BANKA CELJE 6 <sup>th</sup> issue, A series	100,000	100.40	100.00	EUR	2,405,333,000	10,040,000	12,105,228
53 NOVA KBM 2 <sup>nd</sup> issue	18,000	103.00	500.00	EUR	2,220,860,250	9,270,000	11,176,839
54 NOVA KBM 3 <sup>rd</sup> issue, B series	18,000		500.00	EUR	2,156,175,000	9,000,000	10,851,300
55 ABANKA 3 <sup>rd</sup> issue	70,000	100.00	100.00	EUR	1,677,025,000	7,000,000	8,439,900
56 BTC 2 <sup>nd</sup> issue	340,000	107.20	18.27	EUR	1,595,341,808	6,659,050	8,028,816
57 HOTELI BERNARDIN	20,000	106.00	296.99	EUR	1,508,409,240	6,296,188	7,591,314
58 STANOVANJSKI SKLAD RS 2 <sup>nd</sup> issue	20,000	106.10	59,595.88	SIT	1,276,660,334	5,328,855	6,425,000
59 BANKA CELJE 4 <sup>th</sup> issue	100,000	102.10	24.59	EUR	601,486,338	2,510,639	3,027,077
60 STANOVANJSKI SKLAD RS 1 <sup>st</sup> issue	70,965	104.30	24.03	EUR	426,112,018	1,778,616	2,144,478
61 BANKA VIPA 7 <sup>th</sup> issue	10,000	104.55	137.50	EUR	344,404,036	1,437,563	1,733,269
62 BANKA VIPA 6 <sup>th</sup> issue	10,000	102.00	100.00	EUR	244,366,500	1,020,000	1,229,814
63 BANKA VIPA 5 <sup>th</sup> issue	10,000	102.50	75.00	EUR	184,173,281	768,750	926,882
64 BANKA VIPA 4 <sup>th</sup> issue	8,000	103.11	63.92	EUR	126,319,104	527,263	635,721
65 BANKA VIPA 3 <sup>rd</sup> issue	10,000	102.10	31.96	EUR	78,176,102	326,312	393,434
<b>TOTAL</b>					<b>1,104,345,594,855</b>	<b>4,609,602,817</b>	<b>5,557,798,084</b>

EXCHANGE RATES	1 USD=	198.7020 SIT as of 30 Sep 2005
	1 EUR=	239.5750 SIT as of 30 Sep 2005

MARKET CAPITALISATION OF BONDS - SEMI-OFFICIAL MARKET

Issue	Number of issued bonds	Price as of 30 Sep 2005	Principal amt. as of 30 Sep 2005	Currency of denomination	Market capitalisation as of 30 Sep 2005 (in SIT)	Market capitalisation as of 30 Sep 2005 (in EUR)	Market capitalisation as of 30 Sep 2005 (in USD)
1 SLOV. ODŠKODNINSKA DRUŽBA 2 <sup>nd</sup> issue	11,052,413	106.80	49.93	EUR	141,198,934,848	589,372,576	710,606,510
2 DARS 1 <sup>st</sup> issue	134,300	114.50	100,000.00	SIT	15,377,350,000	64,185,954	77,389,005
3 NLB 15 <sup>th</sup> issue	131,126	105.35	100,000.00	SIT	13,814,124,100	57,660,958	69,521,817
4 POSLOVNI SISTEM MERCATOR	365,400	105.00	100.00	EUR	9,191,774,025	38,367,000	46,259,092
5 ZAVAROVALNICA TRIGLAV 1 <sup>st</sup> issue	30,000	108.70	1,000.00	EUR	7,812,540,750	32,610,000	39,317,877
6 NLB 7 <sup>th</sup> issue	62,500	107.00	100,000.00	SIT	6,687,500,000	27,914,014	33,655,927
7 ABANKA VIPA 10 <sup>th</sup> issue	21,000	102.00	1,000.00	EUR	5,131,696,500	21,420,000	25,826,094
8 CIMOS 1 <sup>st</sup> issue	200,000	107.00	100.00	EUR	5,126,905,000	21,400,000	25,801,980
9 POŠTNA BANKA SLOVENIJE 7 <sup>th</sup> issue	40,000	102.30	100,000.00	SIT	4,092,000,000	17,080,246	20,593,653
10 NLB 14 <sup>th</sup> issue	17,000	100.00	1,000.00	EUR	4,072,775,000	17,000,000	20,496,900
11 NLB 8 <sup>th</sup> issue	14,276	102.60	1,000.00	EUR	3,509,097,190	14,647,176	17,660,100
12 PROBANKA 7 <sup>th</sup> issue	120,000	102.00	100.00	EUR	2,932,398,000	12,240,000	14,757,768
13 ABANKA VIPA 8 <sup>th</sup> issue	100,000	105.00	100.00	EUR	2,515,537,500	10,500,000	12,659,850
14 ABANKA VIPA 9 <sup>th</sup> issue	100,000	104.70	100.00	EUR	2,508,350,250	10,470,000	12,623,679
15 POŠTNA BANKA SLOVENIJE 5 <sup>th</sup> issue	10,000	102.40	1,000.00	EUR	2,453,248,000	10,240,000	12,346,368
16 POTEZA NALOŽBE	100,000	100.00	100.00	EUR	2,395,750,000	10,000,000	12,057,000
17 PROBANKA 5 <sup>th</sup> issue	78,500	100.00	100.00	EUR	1,880,663,750	7,850,000	9,464,745
18 POŠTNA BANKA SLOVENIJE 3 <sup>rd</sup> issue	17,955	100.00	100,000.00	SIT	1,838,037,981	7,672,078	9,250,224
19 POŠTNA BANKA SLOVENIJE 2 <sup>nd</sup> issue	15,000	112.50	100,000.00	SIT	1,699,452,731	7,093,615	8,552,771
20 DEŽELNA BANKA SLOVENIJE 4 <sup>th</sup> issue	67,530		100.00	EUR	1,617,849,975	6,753,000	8,142,092
21 PROBANKA 6 <sup>th</sup> issue	65,000	103.00	100.00	EUR	1,603,954,625	6,695,000	8,072,161
22 STANOVANJSKI SKLAD 3 <sup>rd</sup> issue	20,000	110.64	71,933.79	SIT	1,601,427,175	6,684,450	8,059,442
23 FACTOR BANKA 8 <sup>th</sup> issue	6,300	102.50	1,000.00	EUR	1,547,055,563	6,457,500	7,785,808
24 FACTOR BANKA 9 <sup>th</sup> issue	5,927	104.60	1,000.00	EUR	1,485,279,232	6,199,642	7,474,908
25 DEOS 1 <sup>st</sup> issue	58,259	100.00	100.00	EUR	1,395,739,993	5,825,900	7,024,288
26 BANKA ZASAVJE 3 <sup>rd</sup> issue	5,000	101.00	1,000.00	EUR	1,209,853,750	5,050,000	6,088,785
27 FMR 1 <sup>st</sup> issue	50,000	100.00	100.00	EUR	1,197,875,000	5,000,000	6,028,500
28 FACTOR BANKA 10 <sup>th</sup> issue	1,184	100.49	1,000,000.00	SIT	1,189,801,600	4,966,301	5,987,869
29 FACTOR BANKA 6 <sup>th</sup> issue	10,000	102.79	419.65	EUR	1,033,428,954	4,313,593	5,200,899
30 KD INVESTMENTS 1 <sup>st</sup> issue	80,000	104.15	51.13	EUR	1,020,625,820	4,260,152	5,136,465
31 POŠTNA BANKA SLOVENIJE 6 <sup>th</sup> issue	10,000		100,000.00	SIT	1,000,000,000	4,174,058	5,032,662
32 AUTOCOMMERCE 1 <sup>st</sup> issue	22,300	106.20	118.89	EUR	674,553,195	2,815,624	3,394,798
33 PROBANKA 4 <sup>th</sup> issue	50,000	100.01	43.25	EUR	518,132,746	2,162,716	2,607,587
34 SIP STROJNA INDUSTRIJA 1 <sup>st</sup> issue, B series	17,250		92.07	EUR	380,494,812	1,588,207	1,914,902
<b>TOTAL</b>					<b>251,714,208,063</b>	<b>1,050,669,761</b>	<b>1,266,792,524</b>

EXCHANGE RATES			
1 USD=	198.7020	SIT as of 30 Sep 2005	
1 EUR=	239.5750	SIT as of 30 Sep 2005	

### D3) MARKET CAPITALISATION OF INVESTMENT FUNDS

	Investment funds	Number of shares traded	Price as of 30 Sep 2005	Market capitalisation as of 30 Sep 2005 (in SIT)	Market capitalisation as of 30 Sep 2005 (in EUR)	Market capitalisation as of 30 Sep 2005 (in USD)
1	NFD 1 DELNIŠKI INVESTICIJSKI SKLAD	160,580,300	311 SIT	49,922,809,467	208,380,714	251,244,625
2	KD ID	9,181,542	2,219 SIT	20,370,260,897	85,026,655	102,516,637
3	INFOND ID	8,132,314	2,341 SIT	19,034,412,825	79,450,747	95,793,766
4	MAKSIMA ID	7,811,823	2,372 SIT	18,526,050,717	77,328,814	93,235,351
5	ZLATA MONETA I, ID	136,595,600	126 SIT	17,276,611,488	72,113,582	86,947,346
6	KRONA SENIOR	73,170,428	149 SIT	10,919,954,675	45,580,527	54,956,441
7	MODRA LINIJA	34,156,833	241 SIT	8,218,817,156	34,305,821	41,362,529
8	VIPA INVEST	3,079,247	2,029 SIT	6,246,837,596	26,074,664	31,438,222
9	ZVON ENA ID	2,277,577	2,715 SIT	6,182,687,748	25,806,899	31,115,378
10	INFOND ID 1	4,956,471	1,119 SIT	5,547,530,167	23,155,714	27,918,844
	<b>TOTAL</b>			<b>162,245,972,737</b>	<b>677,224,137</b>	<b>816,529,138</b>

<b>EXCHANGE RATES</b>	1 USD=	198.7020	SIT as of 30 Sep 2005
	1 EUR=	239.5750	SIT as of 30 Sep 2005

## E) OTHER

### E1) INDICATORS AS OF 30 SEPTEMBER 2005

ISSUE	Price as of 30 Sep 2005	Total net profit (loss) in 000 SIT in year 2004	Earning per share as of 31 Dec 2004	P / E <sup>(1)</sup>	Dividend for year 2004	Dividend yield	Book value as of 31 Dec 2004	Market book ratio	Turnover ratio <sup>(2)</sup>
Aerodrom <sup>(4)</sup>	10,803 SIT	2,040,101	537.36 SIT	20.10	240 SIT	2.22%	4,909.64 SIT	2.20	0.08
Comet	2,173 SIT	79,039	47.12 SIT	46.12	200 SIT	9.20%	3,441.87 SIT	0.63	0.02
Delo	30,000 SIT	729,216	1,092.52 SIT	27.46	600 SIT	2.00%	8,962.40 SIT	3.35	0.05
Delo Prodaja	4,500 SIT	641,763	1,106.29 SIT	4.07	310 SIT	6.89%	6,490.22 SIT	0.69	0.09
Emona obala	900 SIT	(2,342,043)	(1,494.31 SIT)	<sup>(3)</sup>	0	0.00%	2,920.42 SIT	0.31	0.05
Etol	50,450 SIT	958,886	4,200.86 SIT	12.01	1,350 SIT	2.68%	46,324.30 SIT	1.09	0.03
Geodetski zavod Slovenije	2,300 SIT	57,121	151.08 SIT	15.22	80 SIT	3.48%	3,590.57 SIT	0.64	0.03
Gorenje	5,616 SIT	4,885,474	409.82 SIT	13.70	100 SIT	1.78%	5,207.86 SIT	1.08	0.08
Intereuropa	5,735 SIT	2,824,667	357.44 SIT	16.04	240 SIT	4.18%	4,515.34 SIT	1.27	0.05
Istrabenz	7,806 SIT	9,042,702	1,745.71 SIT	4.47	130 SIT	1.67%	7,708.91 SIT	1.01	0.04
Kompas MTS	850 SIT	(564,361)	(189.83)	<sup>(3)</sup>	0	0.00%	3,679.00 SIT	0.23	0.14
Krka	85,896 SIT	14,630,663	4,328.66 SIT	19.84	1,400 SIT	1.63%	29,512.95 SIT	2.91	0.08
Luka Koper <sup>(4)</sup>	7,267 SIT	4,394,450	313.89 SIT	23.15	245 SIT	3.37%	4,328.37 SIT	1.68	0.07
Mercator	37,712 SIT	6,561,554	2,045.64 SIT	18.44	318 SIT	0.84%	27,532.62 SIT	1.37	0.10
Merkur	34,174 SIT	2,652,193	2,199.61 SIT	15.54	600 SIT	1.76%	31,593.19 SIT	1.08	0.06
Mlinotest	1,498 SIT	428,816	179.48 SIT	8.35	52 SIT	3.47%	2,444.86 SIT	0.61	0.01
Nika	3,650 SIT	90,717	485.91 SIT	7.51	0	0.00%	4,428.28 SIT	0.82	0.02
Petrol	61,112 SIT	6,946,310	3,372.86 SIT	18.12	900 SIT	1.47%	38,263.45 SIT	1.60	0.07
Pivovarna Laško	7,547 SIT	1,076,311	123.13 SIT	61.29	50 SIT	0.66%	4,972.15 SIT	1.52	0.05
Salus	123,800 SIT	1,740,301	13,182.50 SIT	9.39	4,500 SIT	3.63%	69,660.93 SIT	1.78	#N/A
Sava	123,800 SIT	4,905,407	2,636.34 SIT	46.96	620 SIT	0.50%	33,988.11 SIT	3.64	0.09
Terme Čatež	42,121 SIT	679,596	1,386.42 SIT	30.38	1,050 SIT	2.49%	28,723.98 SIT	1.47	0.03
Žito	32,530 SIT	284,852	814.40 SIT	39.94	920 SIT	2.83%	39,594.75 SIT	0.82	0.02
<b>MARKET AVERAGE <sup>(5)</sup></b>				<b>17.12</b>		<b>1.81%</b>		<b>1.42</b>	

Calculated on the basis of last audit consolidated financial statements. Average number of shares traded in last 2 years has been used for the calculations.

(1) P / E = PRICE / EARNINGS PER SHARE

(2) Yearly turnover / average capitalisation on 30 Sep 2004, 31 Mar 2005 and 30 Sep 2005.

(3) Not applicable.

(4) By Aerodrom and Luka Koper P / E is calculated on all shares.

(5) Average P/E = total market capitalisation of common shares listed on official market (30 Sep 2005) / total net profit of companies listed on official market (in year 2004), adjusted with share of listed securities.

Average div. yield = total dividends, paid by the companies listed on official market in year 2004, adjusted with share of listed securities / total market capitalisation of common shares on official market (30 Sep 2005).

Average price / book value = total market capitalisation of common shares listed on official market (30 Sep 2005) / total equity of companies listed on official market (31 Dec 2004), adjusted with share of listed securities.

## E2) RECORD VALUES

### RECORD DAILY TURNOVER IN YEAR 2005

**28<sup>th</sup> September 2005**

	<b>Turnover (in SIT)</b>	<b>Number of bargains</b>	<b>Volume in pieces</b>
Order book trades	1,758,257,732	1,720	842,887
Cross trades	127,011,206	213	52,558
<b>Total</b>	<b>1,885,268,938</b>	<b>1,933</b>	<b>895,445</b>

### MAX AND MIN VALUE OF TURNOVER AND INDICES

	<b>In year 2005</b>		<b>In years 1989-2004</b>	
Monthly turnover - block trades excluded (in SITm)	16,678.29	January 2005	27,481.53	October 2002
Daily turnover - block trades excluded (in SITm)	<b>1,885.27</b>	<b>28 Sep 2005</b>	3,399.13	26 Aug 2002
Number of bargains per day - block trades excluded	<b>1,933</b>	<b>28 Sep 2005</b>	6,391	27 Dec 2002
Value of block trade (in SITm)	16,962.40	14 Feb 2005	8,128	23 Nov 2001
Max value of SBI 20 index	5,131.61	1 Feb 2005	4,935.29	15 Nov 2004
Min value of SBI 20 index	<b>4,301.58</b>	<b>28 Sep 2005</b>	891.93	10 Sep 1996
Max value of PIX index	4,752.47	31 Jan 2005	4,606.40	26 Nov 2004
Min value of PIX index	<b>3,913.66</b>	<b>28 Sep 2005</b>	965.15	29 Apr 1999
Max value of BIO index	122.60	16 Mar 2005	122.27	27 Dec 2004
Min value of BIO index	120.63	20 Jan 2005	100.46	5 July 1995
<b>Other</b>				
Market capitalisation in SITm	3,116,721	28 Feb 2005	3,049,777	31 Dec 2004
Share in turnover of foreign investors	4.48%	31 Jan 2005	19.68%	31 Dec 2002

## E3) NEW LISTED AND DELISTED SECURITIES AND CHANGES IN YEAR 2005

### NEW LISTED SECURITIES

#### OFFICIAL MARKET

##### BONDS

Issuer	Trading code	Nomin. value of issue	Issue	Listing date	First trading day
Republika Slovenija	RS58	16,910,000,000 SIT	58 <sup>th</sup> issue	24 Jan 2005	2 Feb 2005
Republika Slovenija	RS59	23,090,000,000 SIT	59 <sup>th</sup> issue	24 Jan 2005	2 Feb 2005
Republika Slovenija	RS60	20,000,000,000 SIT	60 <sup>th</sup> issue	4 Apr 2005	14 Apr 2005
Nova Kreditna banka Maribor	KBM7	7,000,000,000 SIT	7 <sup>th</sup> issue	21 Jun 2005	30 Jun 2005
Nova Kreditna banka Maribor	KBM8	7,000,000,000 SIT	8 <sup>th</sup> issue	21 Jun 2005	30 Jun 2005
Nova Ljubljanska banka	NLB16	7,755,700,000 SIT	16 <sup>th</sup> issue	21 Jun 2005	30 Jun 2005
Nova Ljubljanska banka	NLB17	10,169,400,000 SIT	17 <sup>th</sup> issue	21 Jun 2005	30 Jun 2005

#### SEMI-OFFICIAL MARKET

##### SHARES

Issuer	Trading code	Type of share	Listing date	First trading day
CAP NALOŽBE, LJUBLJANA	CPNR	common	3 Jan 2005	12 Jan 2005
D HOLDING, DOMŽALE	DHLR	common	3 Jan 2005	12 Jan 2005
PRVA POKOJNINSKA DRUŽBA	PPDG	preferred	7 Jul 2005	20 Jul 2005

##### BONDS

Issuer	Trading code	Nominal value of issue	Issue	Listing date	First trading day
Poslovni sistem Mercator	MEO1	36,540,000 EUR	1 <sup>st</sup> issue	31 Jan 2005	10 Feb 2005
Abanka Vipava	AB10	21,000,000 EUR	10 <sup>th</sup> issue	23 Feb 2005	7 Mar 2005
FMR	FMR1	5,000,000 EUR	1 <sup>st</sup> issue	29 Apr 2005	5 May 2005
FACTOR BANKA	FB08	6,300,000 EUR	8 <sup>th</sup> issue	29 Apr 2005	10 May 2005
FACTOR BANKA	FB09	5,927,000 EUR	9 <sup>th</sup> issue	29 Apr 2005	10 May 2005
FACTOR BANKA	FB10	1,184,000,000 SIT	10 <sup>th</sup> issue	29 Apr 2005	10 May 2005
FACTOR BANKA	FB06	4,196,500 EUR	6 <sup>th</sup> issue	29 Apr 2005	23 May 2005
CIMOS	CIM1	20,000,000 EUR	1 <sup>st</sup> issue	8 Jul 2005	21 Jul 2005
PB SLOVENIJE	PBS6	1,000,000,000 SIT	6 <sup>th</sup> issue	8 Jul 2005	21 Jul 2005
PB SLOVENIJE	PBS7	4,000,000,000 SIT	7 <sup>th</sup> issue	8 Jul 2005	21 Jul 2005
DEOS	DEO1	5,825,900 EUR	1 <sup>st</sup> issue	19 Sep 2005	28 Sep 2005



## DELISTED SECURITIES

### OFFICIAL MARKET

#### SHARES

Issuer	Trading code	Type of share	Delisting date
Tehnounion, Ljubljana	TEHG	common	22 Mar 2005
DROGA	DRPG	common	17 May 2005
KOLINSKA	KOLR	common	17 May 2005
<b>RADENSKA</b>	<b>RARG</b>	<b>common</b>	<b>14 Sep 2005</b>
<b>PIVOVARNA UNION</b>	<b>PULG</b>	<b>common</b>	<b>14 Sep 2005</b>

#### BONDS

Issuer	Trading code	Issue	Delisting date
Republika Slovenija	RS34	34 <sup>th</sup> issue	21 Feb 2005
Republika Slovenija	RS35	35 <sup>th</sup> issue	18 Mar 2005
Republika Slovenija	RS37	37 <sup>th</sup> issue	19 Apr 2005
Republika Slovenija	RS40	40 <sup>th</sup> issue	31 May 2005
NFD investicijsko svetovanje	NI01	1 <sup>st</sup> issue	9 Jun 2005
Republika Slovenija	RS41	41 <sup>st</sup> issue	17 Jun 2005
Republika Slovenija	RS42	42 <sup>nd</sup> issue	11 Jul 2005

### SEMI-OFFICIAL MARKET

#### SHARES

Issuer	Trading code	Type of share	Delisting date
NK2 NALOŽBE, LJUBLJANA	NK2R	common	4 Jan 2005
OLJARICA, KRANJ	MOKG	common	21 Feb 2005
SVILA	SVMG	common	24 Mar 2005
INTEGRAL, JESENICE	INJG	common	23 May 2005
UPIMO GROUP	UPGR	common	17 Jun 2005
D HOLDING	DHLR	common	20 Jun 2005
CAP NALOŽBE	CPNR	common	20 Jun 2005
L EGOLES	LEGG	common	20 Jun 2005
SVILANIT	SKAG	common	1 Jul 2005
KOMPAS HOTELI KG	KHKG	common	25 Jul 2005
METALKA TRGOVINA	MTGG	common	22 Aug 2005
KEMA PUCONCI	KEPG	common	22 Aug 2005
<b>DANA</b>	<b>DMRG</b>	<b>common</b>	<b>20 Sep 2005</b>
<b>UNITAS-AS NEPREMIČNINE</b>	<b>USAR</b>	<b>common</b>	<b>20 Sep 2005</b>
<b>FRUCTAL</b>	<b>FRAG</b>	<b>common</b>	<b>26 Sep 2005</b>

#### BONDS

Issuer	Trading code	Issue	Delisting date
SIP, strojna industrija	SIPAE	1 <sup>st</sup> issue	26 Apr 2005

#### INVESTMENT FUNDS

Issuer	Trading code	Delisting date
TRILAV STEBER I, posebna delniška ID	TG1R	27 Jun 2005

## EXTENDED LISTING OF SECURITIES

## OFFICIAL MARKET

## BONDS

Issuer	Trading code	Issue	Number of bonds before extension	Number of bonds after extension	Extension date
Republika Slovenija	RS58	58 <sup>th</sup> issue	1,691,000	3,091,000	23 Feb 2005
Republika Slovenija	RS59	59 <sup>th</sup> issue	2,309,000	4,909,000	23 Feb 2005
Republika Slovenija	RS58	58 <sup>th</sup> issue	3,091,000	4,791,000	16 Mar 2005
Republika Slovenija	RS59	59 <sup>th</sup> issue	4,909,000	7,209,000	16 Mar 2005
Republika Slovenija	RS59	59 <sup>th</sup> issue	7,209,000	9,209,000	1 Apr 2005
Republika Slovenija	RS58	58 <sup>th</sup> issue	4,791,000	6,291,000	22 Apr 2005
Republika Slovenija	RS59	59 <sup>th</sup> issue	9,209,000	11,709,000	22 Apr 2005
Republika Slovenija	RS58	58 <sup>th</sup> issue	6,291,000	7,491,000	13 May 2005
Republika Slovenija	RS60	60 <sup>th</sup> issue	2,000,000	5,800,000	13 May 2005
Republika Slovenija	RS59	59 <sup>th</sup> issue	11,709,000	13,832,500	10 Jun 2005
Republika Slovenija	RS60	60 <sup>th</sup> issue	5,800,000	8,200,000	10 Jun 2005
<b>Republika Slovenija</b>	<b>RS58</b>	<b>58<sup>th</sup> issue</b>	<b>7,491,000</b>	<b>9,933,000</b>	<b>16 Sep 2005</b>
<b>Republika Slovenija</b>	<b>RS60</b>	<b>60<sup>th</sup> issue</b>	<b>8,200,000</b>	<b>10,651,000</b>	<b>16 Sep 2005</b>

## SEMI-OFFICIAL MARKET

## SHARES

Issuer	Trading code	Type of share	Number of shares before extension	Number of shares after extension	Extension date
TOVARNA OLJA GEA	GSBG	common	846,600	1,254,960	21 Feb 2005
ZVON ENA HOLDING	ZVHR	common	11,520,720	12,431,743	2 Jun 2005
NFD HOLDING	NF2R	common	30,184,540	31,859,997	18 Jul 2005
ZDRAVILIŠČE ROGAŠKA	RGS	common	898,110	900,462	8 Aug 2005
ZDRAVILIŠČE ROGAŠKA	RGP	preferred	27,850	27,988	8 Aug 2005

## BONDS

Issuer	Trading code	Issue	Number of bonds before extension	Number of bonds after extension	Extension date
Slovenska odškodninska družba	SOSZE	2 <sup>nd</sup> issue	10,500,000	14,000,000	28 Apr 2005

## REDUCED LISTING OF SECURITIES

## SEMI-OFFICIAL MARKET

## SHARES

Issuer	Trading code	Type of share	Number of shares before reduction	Number of shares after reduction	Reduction date
TEKSTINA	TEAG	common	1,503,057	1,127,293	12 Sep 2005
CREINA	CRKG	common	48,594	38,880	28 Sep 2005

## EXPIRED BONDS IN YEAR 2005

Issuer	Trading code	Issue	Market	Last trading day
Republika Slovenija	RS28	28 <sup>th</sup> issue	official market	10 Jan 2005
Banka Celje	BCE6B	6 <sup>th</sup> issue B series	official market	9 Feb 2005
Republika Slovenija	RS17	17 <sup>th</sup> issue	official market	17 Feb 2005
Banka Celje	BCE3	3 <sup>rd</sup> issue	official market	23 Feb 2005
Nova Ljubljanska banka	NLB3	2 <sup>nd</sup> issue A series	official market	24 Feb 2005
Nova Ljubljanska banka	NLB4	2 <sup>nd</sup> issue B series	official market	24 Feb 2005
Abanka Vipava	VPO2E	2 <sup>nd</sup> issue	official market	25 Mar 2005
Republika Slovenija	RS36	36 <sup>th</sup> issue	official market	11 Mar 2005
SKB banka	SKB4A	4 <sup>th</sup> issue series A	official market	26 May 2005
SKB banka	SKB4B	4 <sup>th</sup> issue series B	official market	26 May 2005
Republika Slovenija	RS42	42 <sup>th</sup> issue	official market	8 July 2005
Banka Koper	BKP4	4 <sup>th</sup> issue	semi-official market	26 July 2005
Deželna banka Slovenije	SZB3	3 <sup>rd</sup> issue	official market	26 July 2005

## F) LIST OF SECURITIES - SEPTEMBER 2005

### F1) OFFICIAL MARKET (1)

#### CORPORATE BONDS

	Issuer	Trading code	First trading day	Nominal value of issue traded	Coupon interest rate	Maturity	Sector
1	ABANKA VIPA	AB03	14 June 1999	7 EURm	5% p.a.	1998-2005	banking
2	ABANKA VIPA	AB04	27 Dec 2000	10 EURm	6.25% p.a.	2000-2007	banking
3	ABANKA VIPA	AB05	26 Sept 2001	10 EURm	6% p.a.	2001-2006	banking
4	ABANKA VIPA	AB06	25 Nov 2002	13.5 EURm	5.9% p.a.	2002-2009	banking
5	ABANKA VIPA	AB07	30 Oct 2003	17.3 EURm	5.3% p.a.	2003-2010	banking
6	BANKA CELJE	BCE4	9 Feb 2001	10 EURm	6% p.a.	2000-2006	banking
7	BANKA CELJE	BCE5	19 Dec 2001	10 EURm	6% p.a.	2001-2007	banking
8	BANKA CELJE	BCE6A	30 Sept 2002	10 EURm	5.6% p.a.	2002-2008	banking
9	BANKA CELJE	BCE7	17 Nov 2003	10 EURm	5.15% p.a.	2003-2010	banking
10	BANKA CELJE	BCE8	26 Oct 2004	12.5 EURm	4.9% p.a.	2004-2011	banking
11	ABANKA VIPA	VIP3E	13 Nov 1996	2,556,459.41 EUR	7.5% p.a.	1996-2006	banking
12	ABANKA VIPA	VIP4E	3 Dec 1997	2,045,167.52 EUR	7% p.a.	1997-2007	banking
13	ABANKA VIPA	VIP5	24 Dec 1998	2 EURm	6% p.a.	1998-2008	banking
14	ABANKA VIPA	VIP6	6 Mar 2000	2 EURm	5.5% p.a.	1999-2009	banking
15	ABANKA VIPA	VIP7	19 July 2001	2 EURm	6.2% p.a.	2001-2010	banking
16	BLAGOVNO TRGOVINSKI CENTER	BTC1E	24 Feb 1997	17,383,924.96 EUR	10.5% p.a.	1996-2008	retail, wholesale and real estate trade
17	BLAGOVNO TRGOVINSKI CENTER	BTC2	6 Jun 2003	40 EURm	7% p.a.	2001-2011	retail, wholesale and real estate trade
18	HOTELI BERNARDIN	HTB1E	28 June 1999	10,225,837.62 EUR	8.5% p.a.	1999-2009	hotel and restaurant activities
19	NOVA KBM	KBM2	14 Nov 2000	9 EURm	5.9% p.a.	2000-2006	banking
20	NOVA KBM	KBM3	14 Nov 2001	2,000 SITm	5.8% p.a. + TOM	2001-2006	banking
21	NOVA KBM	KBM4	14 Nov 2001	9 EURm	6% p.a.	2001-2006	banking
22	NOVA KBM	KBM5	26 Oct 2004	6,000 SITm	5.3% p.a.	2004-2009	banking
23	NOVA KBM	KBM6	26 Oct 2004	5,000 SITm	4.5% p.a.	2004-2007	banking
24	NOVA KBM	KBM7	30 Jun 2005	7,000 SITm	4.1% p.a.	2004-2011	banking
25	NOVA KBM	KBM8	30 Jun 2005	7,000 SITm	3.9% p.a.	2005-2010	banking
26	NOVA LJUBLJANSKA BANKA	NLB5	27 Sept 2001	12 EURm	5.8% p.a.	2000-2005	banking
27	NOVA LJUBLJANSKA BANKA	NLB9	18 Jun 2003	10,847.4 SITm	8.5% p.a.	2002-2006	banking
28	NOVA LJUBLJANSKA BANKA	NLB10	18 Jun 2003	10,824.3 SITm	3% p.a. + TOM	2002-2007	banking
29	NOVA LJUBLJANSKA BANKA	NLB11	18 Jun 2003	26,326 EURm	5.1% p.a.	2002-2009	banking
30	NOVA LJUBLJANSKA BANKA	NLB12	14 Nov 2003	8,000 SITm	2.65% + TOM	2003-2008	banking
31	NOVA LJUBLJANSKA BANKA	NLB13	14 Nov 2003	11,733.5 SITm	7% p.a.	2003-2013	banking
32	NOVA LJUBLJANSKA BANKA	NLB16	30 Jun 2005	7,755.7 SITm	4.0% p.a.	2004-2009	banking
33	NOVA LJUBLJANSKA BANKA	NLB17	30 Jun 2005	10,169.4 SITm	3.85% p.a.	2005-2011	banking
34	STANOVANJSKI SKLAD RS	SSR1E	4 July 1996	4,083,023.58 EUR	6% p.a.	1995-2010	national mortgage agency
35	STANOVANJSKI SKLAD RS	SSR2	30 June 1998	2,000 SITm	7.2% p.a. + TOM	1998-2008	national mortgage agency

#### MUNICIPAL and GOVERNMENT BONDS

	Issuer	Trading code	First trading day	Nominal value of issue traded	Coupon interest rate	Maturity	Sector
1	REPUBLIC OF SLOVENIA	RS10	14 June 1999	52,189.61 SITm	4.5% p.a. + TOM	1997-2007	government bond
2	REPUBLIC OF SLOVENIA	RS18	15 May 2000	50 EURm	6% p.a.	2000-2010	government bond
3	REPUBLIC OF SLOVENIA	RS21	18 Nov 2002	7,113.82 SITm	1% p.a. + TOM	2001-2015	government bond
4	REPUBLIC OF SLOVENIA	RS22	22 Feb 2001	8,000 SITm	4.7% p.a. + TOM	2001-2006	government bond
5	REPUBLIC OF SLOVENIA	RS23	20 Feb 2001	40 EURm	6% p.a.	2001-2011	government bond
6	REPUBLIC OF SLOVENIA	RS25	3 May 2001	8,000 SITm	4.7% p.a. + TOM	2001-2006	government bond
7	REPUBLIC OF SLOVENIA	RS26	14 June 2001	50 EURm	5.375% p.a.	2001-2011	government bond
8	REPUBLIC OF SLOVENIA	RS27	20 Dec 2001	17,000 SITm	4.7% p.a. + TOM	2001-2006	government bond
9	REPUBLIC OF SLOVENIA	RS29	25 Jan 2002	55 EURm	5.375% p.a.	2002-2012	government bond
10	REPUBLIC OF SLOVENIA	RS31	25 Jan 2002	2,974.68 SITm	4.7% p.a. + TOM	2002-2007	government bond
11	REPUBLIC OF SLOVENIA	RS32	25 Jan 2002	23,8655 EURm	5.375% p.a.	2002-2012	government bond
12	REPUBLIC OF SLOVENIA	RS33	9 Apr 2002	127.166 EURm	8% p.a.	2002-2022	government bond
13	REPUBLIC OF SLOVENIA	RS38	30 Apr 2002	100 EURm	5.63% p.a.	2002-2017	government bond
14	REPUBLIC OF SLOVENIA	RS39	18 Nov 2002	20,815.498 SITm	1% p.a. + TOM	2002-2008	government bond
15	REPUBLIC OF SLOVENIA	RS43	22 Oct 2002	15,600 SITm	3% p.a. + TOM	2002-2006	government bond
16	REPUBLIC OF SLOVENIA	RS44	29 Nov 2002	2,964.93 SITm	6.65% p.a.	2002-2012	government bond
17	REPUBLIC OF SLOVENIA	RS45	3 Dec 2002	12,112.49 SITm	8.2% p.a.	2002-2005	government bond
18	REPUBLIC OF SLOVENIA	RS48	10 Dec 2002	60 EURm	4.75% p.a.	2002-2012	government bond
19	REPUBLIC OF SLOVENIA	RS49	22 Jan 2003	29,78896 EUR m	4.75% p.a.	2003-2022	government bond
20	REPUBLIC OF SLOVENIA	RS50	11 Mar 2003	61,281,800 EUR	4.50% p.a.	2003-2013	government bond
21	REPUBLIC OF SLOVENIA	RS51	11 Mar 2003	44,470.5 SITm	7.75% p.a.	2003-2006	government bond
22	REPUBLIC OF SLOVENIA	RS52	17 Apr 2003	40,000 SITm	6.25% p.a.	2003-2008	government bond
23	REPUBLIC OF SLOVENIA	RS53	17 Apr 2003	100 EURm	4.875% p.a.	2003-2018	government bond
24	REPUBLIC OF SLOVENIA	RS54	29 Oct 2003	30,000 SITm	5.75% p.a.	2003-2013	government bond
25	REPUBLIC OF SLOVENIA	RS55	24 Feb 2004	40,000 SITm	5% p.a.	2004-2007	government bond
26	REPUBLIC OF SLOVENIA	RS56	24 Feb 2004	50,000 SITm	4.875% p.a.	2004-2009	government bond
27	REPUBLIC OF SLOVENIA	RS57	29 Mar 2004	90,000 SITm	4.875% p.a.	2004-2014	government bond
28	REPUBLIC OF SLOVENIA	RS58	2 Feb 2005	99,330 SITm	3.25% p.a.	2005-2008	government bond
29	REPUBLIC OF SLOVENIA	RS59	2 Feb 2005	138,325 SITm	4% p.a.	2005-2016	government bond
30	REPUBLIC OF SLOVENIA	RS60	14 Apr 2005	106,510 SITm	3.5% p.a.	2005-2010	government bond

**TOM** (abbreviation for: "temeljna obrestna mera" - base interest rate) - indexation factor, calculated as twelve month average of monthly consumer price index

## F1) OFFICIAL MARKET (2)

### COMMON SHARES

	Issuer	Trading code	First trading day	Nominal value of issue listed	Number of shares traded	Isin code	Sector
1	AERODROM, LJUBLJANA	AELG	8 Oct 1997	1,936.229 SITm	1,936,229	SI 003110327 6	airport services
2	COMET, ZREČE	CHZG	2 Nov 1998	1,700.688 SITm	1,700,688	SI 003110440 7	grinding wheels and other non-metals production
3	DELO, LJUBLJANA	DELR	13 Jan 1999	667.464 SITm	667,464	SI 003110445 6	publishing
4	DELO PRODAJA	DPRG	12 Feb 2001	593.549 SITm	593,549	SI 003110707 9	trade
5	EMONA OBALA	EOKG	7 Jan 1998	1,741.456 SITm	1,741,456	SI 003110268 2	commerce
6	ETOL, CELJE	ETOG	21 Feb 1997	2,546.19 SITm	254,619	SI 003110133 8	essential oils and fragrances production
7	GEODETSKI ZAVOD SLOVENIJE	GZRG	8 Jan 2001	379.820 SITm	379,820	SI 003111033 9	surveying and cartography
8	GORENJE, VELENJE	GRVG	10 Nov 2000 (2 June 1998 free market)	12,200 SITm	12,200,000	SI 003110407 6	household appliances
9	INTEREUROPA, KOPER	IEKG	12 Jan 1998	7,902.413 SITm	7,902,413	SI 003110009 0	retail trade
10	ISTRABENZ, KOPER	ITBG	16 June 1997	5,180 SITm	5,180,000	SI 003110207 0	holding companies management
11	KOMPAS MTS	MTSG	8 Dec 2000	2,973.005 SITm	2,973,005	SI 003110370 6	catering service, border-crossing and tourist services
12	KRKA TOVARNNA ZDRAVIL, NOVO MESTO	KRKG	4 Nov 1997	14,170.448 SITm	3,542,612	SI 003110212 0	pharmaceutical & chemical industry
13	LUKA KOPER	LKPG	20 Nov 1996	7,140 SITm	7,140,000	SI 003110134 6	transport
14	MERCATOR, LJUBLJANA	MELR	22 Dec 1997	32,085.04 SITm	3,208,504	SI 003110008 2	commerce industry, agriculture
15	MERKUR, NAKLO	MER	30 Nov 1998	12,145.85 SITm	1,214,585	SI 003110463 9	wholesale and retail trade
16	MLINOTEST, AJDOVŠČINA	MAJG	3 Apr 2000	2,389.177 SITm	2,389,177	SI 003110820 0	food processing industry
17	NIKA, BREŽICE	NIKA	23 June 1992	479.688 SITm	479,688	SI 003110079 3	financial consultancy and services
18	PETROL, LJUBLJANA	PETG	5 May 1997	12,517.806 SITm	2,086,301	SI 003110215 3	crude-oil and gas trade
19	PIVOVARNA LAŠKO	PILR	1 Feb 2000	8,576.801 SITm	8,576,801	SI 003110741 8	brewery
20	SALUS, LJUBLJANA	SALR	16 Jan 1992	134.98 SITm	134,980	SI 003110568 5	full-line pharmaceutical
21	SAVA, KRANJ	SAVA	6 Jan 2000	20,069.87 SITm	2,006,987	SI 003110845 7	wholesale chemicals
22	TERME ČATEŽ	TCRG	26 Aug 1993	3,587.496 SITm	597,916	SI 003110063 7	health resort
23	ŽITO, LJUBLJANA	ZTOG	20 Mar 2000	3,487.65 SITm	348,765	SI 003110844 0	flour, bread, pasta and sweets production

### PREFERRED SHARES

	Issuer	Trading code	First trading day	Nominal value of issue listed	Number of shares traded	Isin code	Sector
1	PROBANKA, MARIBOR	PRBP	30 Mar 1993	396.085 SITm	396,085	SI 002120040 5	banking

TRADED SECURITIES - SEPTEMBER 2005

F2) SEMI-OFFICIAL MARKET (1)

CORPORATE BONDS

	Issuer	Trading code	First trading day	Nominal value of issue traded	Interest rate	Maturity	Sector
1	ABANKA VIPA	AB08	22 Sep 2004	10 EURm	4.9% p.a.	2003-2011	banking
2	ABANKA VIPA	AB09	22 Sep 2004	10 EURm	4.7% p.a.	2003-2011	banking
3	ABANKA VIPA	AB10	7 Mar 2005	21 EURm	4.6% p.a.	2004-2011	banking
4	AUTOCOMMERCE	ACL1E	15 Dec 1997	11,401,808.95 EUR	8% p.a.	1997-2006	foreign and domestic trade, service and production
5	BANKA ZASAVJE	BZ03	27 Jul 2004	5 EURm	4.5% p.a.	2004-2011	banking
6	CIMOS	CIM1	21 Jul 2005	20 EURm	5.75% p.a.	2004-2011	automobile industry
7	DEOS	DEO1	28 Sep 2005	5.8259 EURm	6% p.a.	2004-2014	the construction and maintenance of safe homes
8	FMR	FMR1	5 May 2005	5 EURm	4.6% p.a.	2004-2009	holding companies management
9	FACTOR BANKA	FB06	23 May 2005	4.196 EURm	2% + 6month EURIBOR	2002-2009	banking
10	FACTOR BANKA	FB08	10 May 2005	6.3 EURm	4.8% p.a.	2003-2008	banking
11	FACTOR BANKA	FB09	10 May 2005	5.927 EURm	4.8% p.a.	2004-2014	banking
12	FACTOR BANKA	FB10	10 May 2005	1,184 SITm	4.25% p.a.	2004-2007	banking
13	KD INVESTMENTS	KDO1E	24 July 1996	4,090,335.05 EUR	10% p.a.	1996-2006	investment
14	NOVA LJUBLJANSKA BANKA	NLB7	22 Nov 2002	6.250 SITm	10% p.a.	2002-2005	banking
15	NOVA LJUBLJANSKA BANKA	NLB8	22 Nov 2002	14,276 EURm	5.5% p.a.	2002-2007	banking
16	NOVA LJUBLJANSKA BANKA	NLB14	6 Jul 2004	17 EURm	5% p.a.	2003-2008	banking
17	NOVA LJUBLJANSKA BANKA	NLB15	1 Dec 2004	13,112.6 SITm	4.8% p.a.	2004-2012	banking
18	POŠLOVNI SISTEM MERCATOR	MEO1	10 Feb 2005	36.54 EURm	4.8% p.a.	2004-2011	banking
19	POŠTNA BANKA SLOVENIJE	PBS2	27 Dec 2002	1,500 SITm	6% + TOM	2000-2007	commerce industry, agriculture
20	POŠTNA BANKA SLOVENIJE	PBS3	27 Dec 2002	1,795.5 SITm	5.3% + TOM	2000-2005	banking
21	POŠTNA BANKA SLOVENIJE	PBS5	6 Jan 2004	10 EURm	4.8% p.a.	2004-2008	banking
22	POŠTNA BANKA SLOVENIJE	PBS6	21 Jul 2005	4,000 SITm	4.4% p.a.	2004-2012	banking
23	POŠTNA BANKA SLOVENIJE	PBS7	21 Jul 2005	1,000 SITm	4.7% p.a.	2004-2011	banking
24	POTEZA NALOŽBE	PNO1	29 Sep 2004	10 EURm	5.25% p.a.	2003-2011	enterprise and business counseling
25	PROBANKA, MARIBOR	PRB4	15 Mar 2000	5 EURm	5.5% p.a.	1999-2007	banking
26	PROBANKA, MARIBOR	PRB5	26 Apr 2002	7.85 EURm	6.25% p.a.	2001-2006	banking
27	PROBANKA, MARIBOR	PRB6	30 Jul 2003	6.5 EURm	5.7% p.a.	2002-2008	banking
28	PROBANKA, MARIBOR	PRB7	5 May 2004	12 EURm	5.2% p.a.	2004-2010	banking
29	SIP, STROJNA INDUSTRIJA	SIPBE	19 June 2000	1,763,956.99 EUR	6% p.a.	1999-2009	manufacturing farm equipment
30	DEŽELNA BANKA SLOVENIJE	SZB4	1 Apr 2004	6.753 EURm	6% p.a.	2004-2007	banking

INSURANCE

	Issuer	Trading code	First trading day	Nominal value of issue traded	Coupon interest rate	Maturity	Sector
1	ZAVAROVALNICA TRIGLAV	ZT01	2 Jun 2004	30 EURm	5.125% p.a.	2003-2013	insurance

MUNICIPAL and GOVERNMENT BONDS

	Issuer	Trading code	First trading day	Nominal value of issue traded	Coupon interest rate	Maturity	Sector
1	DARS	DRS1	30 Dec 2004	13,430 SITm	5.1% p.a.	2004-2024	performing financial engineering, preparatory, organization and policy making of building, maintenance of road network and management of super highways in Republic of Slovenia
2	SLOVENSKA ODŠKODNINSKA DRUŽBA	SOS2E	7 Apr 1997	555,626,591 EUR	6% p.a.	1996-2016	meeting commitments deriving from denationalisation process
3	STANOVAJSKI SKLAD RS	SSR3	8 May 2001	2,000 SITm	6.1% p.a. + TOM	2001-2011	national mortgage agency

TOM (abbreviation for: "temeljna obrestna mera" - base interest rate) - indexation factor calculated as twelve month average of monthly consumer price index

## F2) SEMI-OFFICIAL MARKET (2)

### COMMON SHARES

	Issuer	Trading code	First trading day	Nominal value of issue traded	Number of shares traded	Isin code	Sector
1	AGROKOMBINAT, MARIBOR	AKMG	24 Sep 1999	403.808 SITm	403,808	SI 003110433 2	retail, fooder production for livestock, meat and milk products, granary services
2	AKTIVA AVANT, LJUBLJANA	AAPG	12 Sep 2003	2,951.872 SITm	2,951,872	SI 002111191 7	other financial intermediation
3	AKTIVA INVEST, LJUBLJANA	AKIR	27 May 2003	815.773 SITm	815,773	SI 02111135 4	enterprise & business counselling
4	AKTIVA NALOŽBE, LJUBLJANA	ATPG	27 Feb 2004	13,591.508 SITm	13,591,508	SI 002111216 2	holding companies management
5	ALPETOUR POTOVALNA AGENCIJA	APAG	2 Aug 2000	748.680 SITm	374,340	SI 003110989 3	passengers transportat
6	ARKADA HOLDING, LJUBLJANA	AR1R	13 Jan 2004	6,640.325 SITm	6,640,325	SI 002111207 1	holding companies management
7	AVTOPREVOZNIŠTVO IN SERVISI, VELENJE	ASVG	1 Sep 1997	308.696 SITm	308,696	SI 003110315 1	transport company
8	BELINKA HOLDING	BELG	19 Oct 2000	2,702.532 SITm	2,702,532	SI 003110216 1	holding companies management
9	CAPITA	CAP1	5 Sep 1997	315.963 SITm	315,963	SI 002110003 5	holding companies management
10	CERTIUS INVEST	CRIR	16 Sep 2003	3,091.062 SITm	3,091,062	SI 002111192 5	other financial intermediation
11	CETIS, CELJE	CETG	10 Mar 1997	2.400 SITm	200,000	SI 003110084 3	paper industry and graphics
12	CINKARNA, CELJE	CICG	6 Mar 1998	4,874.862 SITm	812,477	SI 003110380 5	metallurgic and chemical industry
13	COLOR, MEDVODE	COMG	15 Jan 1998	1,900.782 SITm	950,391	SI 003110360 7	resin, colours and varnish industry
14	CREINA, KRANJ	CRKG	21 Feb 2000	155.520 SITm	38,880	SI 003110915 8	production and wholesale of agricultural and industrial machines and gadgats
15	DZS, LJUBLJANA	DZS	12 May 1999	1,429.368 SITm	1,429,368	SI 003110527 1	publishing and trading
16	EGOLES, ŠKOFJA LOKA - V LIKVIDACIJI	GKRG	17 Sep 1999	51.399 SITm	51,399	SI 003110714 5	forest management and sale of wood products
17	ELMO, LJUBLJANA	IELG	22 Feb 2001	708 SITm	708,000	SI 003111026 3	electrical installations
18	ETRA 33	ETRG	7 Nov 2002	454.23 SITm	45,423	SI 003110712 9	production of electromotors, generators and transformers
19	FINIRA	FIRR	10 Oct 2002	2,179.206 SITm	2,179,206	SI 002111138 8	holding companies management
20	FOND INVEST	MHLG	30 Jan 2001	595.241 SITm	595,241	SI 003111007 3	holding companies management
21	GEA COLLEGE	GEAL	5 Jan 1995	248.2 SITm	248,200	SI 003110080 1	consulting
22	GEA TOVARNA OLJA	GSBG	30 June 1996	1,254.96 SITm	1,254,960	SI 003110129 6	oil - producing industry
23	GORENJSKI TISK, KRANJ	GTKG	19 Sep 1996	1,070.328 SITm	1,070,328	SI 003110119 7	graphics services
24	GORIŠKE OPEKARNE, RENČE	GORG	8 Mar 1999	523.634 SITm	523,634	SI 003110499 3	production of different clay brick products
25	GOZDNO GOSPODARSTVO BLEĐ	GOBG	27 Dec 1999	611.9 SITm	611,900	SI 003110737 6	forest management
26	GRADIS GP	GLJG	12 July 1999	609.5 SITm	304,750	SI 003110393 8	construction
27	GRAND HOTEL UNION	GHUG	5 Jan 2000	1,814.613 SITm	1,814,613	SI 003110865 5	hotel industry
28	HELIOS, DOMŽALE	HDOG	19 Sep 1996	2,198.61 SITm	219,861	SI 003110114 8	intermediary on fuel, mine sector
29	HIDROTEHNIK, LJUBLJANA	VHLG	5 July 1999	2,198.61 SITm	384,472	SI 003110551 1	building industry and protection against flood damage
30	HOTELI PALAČE, PORTOROŽ	PALG	7 Oct 1997	2,346.102 SITm	2,346,102	SI 003110330 0	hotel industry
31	HRAM HOLDING	ST1R	27 Jan 2004	4,346.667 SITm	4,346,667	SI 002111210 5	holding companies management
32	IMP ČRPALKE	ICRG	9 Sep 1998	333.034 SITm	333,034	SI 003110434 0	production of pumps
33	IMP KLIMAT	KLIG	26 Apr 2002	353.9 SITm	353,900	SI 003111114 7	production of air conditioning equipment
34	INFOND HOLDING	IFFR	23 Sept 2002	16,833.414 SITm	16,833,414	SI 002111076 0	holding companies management
35	INFOND HOLDING 1	IFHR	22 Jul 2004	3,777.004 SITm	3,777,004	SI 002111308 7	holding companies management
36	INLES, RIBNICA	IHPG	8 Oct 1999	1,387.19 SITm	693,595	SI 003110745 9	production of furniture
37	INTARA, LJUBLJANA	INTR	5 Jan 1995	101 SITm	101,000	SI 003110114 8	brokerage house
38	INTERTRADE ITA	INRG	20 Oct 1997	695.31 SITm	69,531	SI 003110333 4	mechanical engineering representative
39	INTERTRADE ITS	ITSG	24 Apr 1998	1,260 SITm	1,260,000	SI 003110394 6	information and computer service
40	ISKRA AVTOELEKTRIKA	IALG	26 Oct 2004	3,216.626 SITm	1,608,313	SI 003110704 6	production of electrical equipment for machinery and vehicles
41	JADRAN, SEŽANA	JASG	23 Sep 1996	165.302 SITm	165,302	SI 003110154 4	commerce industry
42	JATA EMONA	JAMR	15 Jan 2002	3,197.534 SITm	3,197,534	SI 003111109 7	production and retailing of poultry meat
43	JAVOR, PIVKA	JPIG	13 Nov 2000	1,194.7 SITm	1,194,700	SI 003110910 9	production of plywood, bound and layer wood, fibre and other slabs
44	JELEN, SLOVENSKE KONJICE	JESG	29 Nov 1999	67.798 SITm	67,798	SI 003110430 8	restaurant & hotel capacities
45	JUTEKS, ŽALEC	JTKG	2 Nov 1999	641.432 SITm	641,432	SI 003110786 3	carpet production on various linings
46	KD HOLDING	KDHR	5 Feb 2001	10,988.272 SITm	1,373,534	SI 003111046 1	holding companies management
47	KLASJE, CELJE	KLKG	2 July 1999	820.343 SITm	820,343	SI 003110548 7	bread, pastries and sweets production
48	KOŠAKI TMI, MARIBOR	TKMG	11 Oct 1999	432.36 SITm	43,236	SI 003110424 1	secondary meat industry and production of meat products
49	KRONA HOLDING	KRHR	9 May 2002	1,287.121 SITm	1,287,121	SI 002111124 8	holding companies management
50	KS2 NALOŽBE	KS2G	22 Dec 2003	4,353.967 SITm	4,353,967	SI 002111203 0	holding companies management
51	LESNINA	MILG	12 Jan 2002	2,906.81 SITm	76,495	SI 003111116 2	wholesale and retail of furniture
52	LESNINA EMMI, SLOVENSKA BISTRICA	LSBG	8 May 1996	689.49 SITm	689,490	SI 003110035 5	aluminium and wood production
53	ŽITO INTES	IMTG	9 Mar 2000	2,518.194 SITm	2,518,194	SI 003110920 8	cereal processing and production of farinaceous food

## F2) SEMI-OFFICIAL MARKET (3)

### COMMON SHARES

	Issuer	Trading code	First trading day	Nominal value of issue traded	Number of shares traded	Isin code	Sector
54	LIP BLEĐ	LLBG	12 Jan 2000	1,942.454 SITm	1,942,454	SI 003110871 3	wood manufacturing
55	LIV POSTOJNA	LIVG	16 Nov 1999	1,616 SITm	161,600	SI 003110796 2	production of vacuum cleaners, plastic tubes and fittings, bicycles, hydraulic elevators and concrete mixers
56	LIZ INŽENIRING, LJUBLJANA	LIZG	11 Mar 1999	123,846 SITm	123,846	SI 003110371 4	consulting and engineering in object construction
57	MARINA, PORTOROŽ	MAPG	19 Sep 1996	627,864 SITm	313,932	SI 003110058 7	naautical and hotel industry
58	MAKSIMA HOLDING	MAHR	6 May 2003	6,399.85 SITm	6,399,850	SI 002111151 1	holding companies management
59	MAKSIMA INVEST	MKIR	26 Oct 2004	7,451.949 SITm	7,451,949	SI 002111319 4	holding companies management
60	MEDALJON, MARIBOR	MEDR	12 Oct 1999	1,734 SITm	1,734,000	SI 003110691 5	management of holding companies, business operations of own real estate and renting own real estate
61	MEDVEŠEK PUŠNIK, LJUBLJANA	MPL	12 Dec 1997	160 SITm	80,000	SI 002110324 5	financial consulting
62	MELAMIN, KOČEVJE	MKOG	23 Sep 1996	349.913 SITm	349,913	SI 00311020 1	chemical industry
63	MERCATA	MROTA	27 Jul 2004	2,891.874 SITm	2,891,874	SI 002111199 0	holding companies management
64	MESNA INDUSTRIJA PRIMORSKE	MIPG	19 June 2000	1,478.742 SITm	1,478,742	SI 003110969 5	meat processing industry; wholesale and retail trade with provisions
65	MITOL, SEŽANA	MISG	15 May 1997	687.627 SITm	687,627	SI 003110271 6	production and sale of adhesive substances and resinous compound
66	MKT PRINT	MKTG	11 Oct 1999	1,039.54 SITm	103,954	SI 003110094 2	printing, publishing, retail and wholesale
67	MODRA LINJA HOLDING	MLHR	20 Nov 2002	1,882.991 SITm	1,882,991	SI 002111058 8	holding companies management
68	M1	MR1R	4 Aug 2004	2,681.638 SITm	2,681,638	SI 002111311 1	holding companies management
69	NAMA, LJUBLJANA	NALN	30 Apr 2004	953.795 SITm	953,795	SI 003110269 0	retail trade and renting of business premises
70	NFD HOLDING	NFZR	10 Dec 2003	31,859.997 SITm	31,859,997	SI 002111200 6	holding companies management
71	NIKO, ŽELEZNIKI	NKPG	17 Sep 1999	358.75 SITm	35,875	SI 003110717 8	office material, industrial paper-clips, electromagnets and other metal mechanisms production
72	PLAMA PUR	POPG	6 Dec 1999	686.798 SITm	686,798	SI 003110822 6	production and refashioning of poliuretanic (plastic) foams
73	POM-INVEST	POIR	19 Oct 2001	2,241.983 SITm	2,241,983	SI 002111098 4	holding companies management
74	POM-NALOŽBE	PPIG	13 May 2004	2,296.5 SITm	2,296,500	SI 002111303 8	holding companies management
75	PRVA POKOJNINSKA DRUŽBA	PPDG	20 Jul 2005	1,700 SITm	170,000	SI 002120064 5	company's core activity includes pension funds
76	RTC KRVAVEČ	RKRG	17 Oct 1997	2,311.468 SITm	1,155,734	SI 003110328 4	ski resort
77	SATURNUS EMBALAŽA, LJUBLJANA	SELR	3 Nov 1997	672.512 SITm	84,064	SI 003111175 8	production of package
78	SIJAJ, HRASTNIK	SIHG	7 Oct 1999	268.8 SITm	26,880	SI 003110742 6	production of decorative lights and metal products
79	KD GROUP	SKDR	21 Dec 2000	372.872 SITm	186,436	SI 003111016 4	holding companies management
80	SLOVENIJALES, LJUBLJANA	SLLG	8 May 1996	2,733.77 SITm	273,377	SI 003110040 5	commerce, engineering, representation
81	TEKSTINA, AJDOVŠČINA	TEAG	12 Feb 1997	1,127.293 SITm	1,127,293	SI 0310222 1	textile industry
82	TERME DOBRNA	ZDDG	5 July 1999	692.542 SITm	692,542	SI 03110539 6	medical services, tourist and hotel trade
83	TOSAMA, DOMŽALE	TODG	13 Sep 1996	2,956.7 SITm	295,670	SI 003110136 1	sanitary material production
84	TOVARNA SLADKORJA ORMOŽ	TSOR	12 Apr 1996	4,971.63 SITm	497,163	SI 003110020 7	sugar production
85	TRDNJAVA I HOLDING	TROR	31 Mar 2004	2,593.123 SITm	2,593,123	SI 002111219 6	holding companies management
86	TRDNJAVA II HOLDING	TR1R	31 Mar 2004	891.75 SITm	891,750	SI 002111220 4	holding companies management
87	TRIGLAV NALOŽBE	TRSG	7 Apr 2004	13,182.366 SITm	13,182,366	SI 002111223 8	holding companies management
88	TRIGLAV, finančna družba	TFDR	4 Mar 2003	6,356.989 SITm	6,356,989	SI 002111120 6	holding companies management
89	TUB SWATY, MARIBOR	TUBG	30 Dec 1997	1,155.76 SITm	288,940	SI 003110344 1	production and trade of knife grinders
90	UNITAS ARMATURE	USLG	26 Nov 1998	145.115 SITm	145,115	SI 003110467 0	production of sanitary, water and gas fittings
91	VELANA, LJUBLJANA	VLJG	23 Dec 2002	1,409.645 SITm	1,409,645	SI 003110069 4	non-clothing textile manufacturer
92	VIPA HOLDING	VHDR	5 Nov 2003	7,347.565 SITm	7,347,565	SI 002111131 3	other financial intermediation
93	VIZIJA HOLDING	VIHR	17 Mar 2003	2,277.503 SITm	2,277,503	SI 002111125 5	holding companies management
94	VIZIJA HOLDING ENA	VZPG	3 Feb 2004	2,129.725 SITm	2,129,725	SI 002111211 3	holding companies management
95	ZDRAVILIŠČE ROGAŠKA	RGS	11 Feb 1999	900.462 SITm	900,462	SI 003110489 4	health resort
96	ZLATA MONETA II finančna družba	ZM2R	13 Nov 2003	8,232.861 SITm	8,232,861	SI 002111198 2	other financial intermediation
97	ZVON ENA HOLDING	ZVHR	30 Oct 2003	12,431.743 SITm	12,431,743	SI 002111177 6	holding companies management
98	ZVON DVA HOLDING	ZV2R	25 Feb 2004	14,120.934 SITm	14,120,934	SI 002111215 4	holding companies management
99	ŽELEZARNA RAVNE - MONTER DRAVOGRAD	ZMDG	17 Sep 1999	336.225 SITm	336,225	SI 003110696 4	management of investment portfolios of subsidiaries

### PREFERRED SHARES

	Issuer	Trading code	First trading day	Nominal value of issue traded	Number of shares traded	Isin code	Sector
1	KD HOLDING	KDHP	18 July 2001	2,131.304 SITm	266,413	SI 003120050 2	holding companies management
2	PRVA POKOJNINSKA DRUŽBA	PPDG	20 Jul 2005	1,700 SITm	170,000	SI 002120064 5	pension insurance
3	ZDRAVILIŠČE ROGAŠKA	RGP	11 Feb 1999	55.976 SITm	27,988	SI 003120028 8	health resort

## F2) SEMI-OFFICIAL MARKET (4)

### CLOSED-END FUNDS

	Issuer	Trading code	First trading day	Nominal value of issue traded	Number of shares traded	Isin code	Sector
1	MAKSIMA, delniška ID	MAIR	21 May 2003	7,811.823 SITm	7,811,823	SI 002111152 9	investment fund
2	INFOND ID	IFIR	23 Sept 2002	8,132.314 SITm	8,132,314	SI 002111078 6	investment fund
3	INFOND ID 1	IFDR	2 Aug 2004	4,956.471 SITm	4,956,471	SI 002111307 9	investment fund
4	KD ID	KDIR	9 Feb 2001	9,181.542 SITm	9,181,542	SI 002111341 8	investment fund
5	KRONA SENIOR	SNON	8 Dec 1998	7,317.04 SITm	73,170,428	SI 002110590 1	investment fund
6	MODRA LINIJA	MLON	7 Apr 1998	3,415,383,300 SIT	34,156,833	SI 002110596 8	investment fund
7	NFD 1 DELNIŠKI INVESTICIJSKI SKLAD	NFIN	26 Oct 1998	15,833.01 SITm	160,580,300	SI 002110600 8	investment fund
8	VIPA INVEST	VIIN	13 Nov 2003	3,079.247 SITm	3,079,247	SI 002111132 1	investment fund
9	ZLATA MONETA I	ZM1N	31 Mar 1999	13,659.56 SITm	136,595,600	SI 002110617 2	investment fund
10	ZVON ENA ID	ZVIR	24 Nov 2003	2,277.577 SITm	2,277,577	SI 002111178 4	investment fund