



MONTHLY STATISTICS
LJUBLJANA STOCK EXCHANGE

October 2005
Year XI., No. 10/05

TURNOVER

Market	Turnover (in EURm)	Volume in pieces	Number of bargains
Official market	35.20	511,315	5,936
Prime market shares	28.32	207,098	3,901
Shares	5.13	162,932	1,542
Bonds	1.76	141,285	493
Semi-official market	15.24	4,297,043	13,600
Shares	6.25	1,121,561	8,362
Bonds	4.59	77,104	316
Investment funds	4.40	3,098,378	4,922
Short-term securities	0.00	0	0
Market maker trading segment*	178.51	4,247,324	127
Bonds	113.43	2,676,006	69
Short-term securities	65.08	1,571,318	58
Total via BTS with shares	50.44	4,808,358	19,536

*special segment for trading in securities issued by Republic of Slovenia.

MARKET SIZE

Market	Market capitalisation (in EURm)	Number of securities	Number of issuers
Official market	9,419.11	88	33
Prime market shares	3,086.62	6	6
Shares	1,672.53	19	19
Bonds	4,659.96	63	8
Semi-official market	3,523.10	145	128
Shares	1,782.46	101	99
Bonds	1,072.29	35	19
Investment funds	668.35	10	10
Short term securities	-	16	1
Total (cap. of shares)	12,942.21	234	156

MONTHLY TURNOVER BY MARKETS IN SITm - OTHER SECURITIES

	Organized market				Off-market trades*
	Official and semi-official market	Market maker segment**	Block trades	Off-market trades*	
oct.04	3,949			11,733	27,214
nov.04	6,417			13,496	21,934
dec.04	6,484			28,038	24,120
jan.05	4,446			10,924	12,350
feb.05	3,228			32,111	10,790
mar.05	5,041			14,211	24,450
apr.05	3,439			22,567	18,540
may.05	3,483			27,366	19,842
jun.05	3,599			40,519	27,922
jul.05	2,589			18,109	21,003
aug.05	2,148			27,759	11,036
sep.05	3,875	68,412		7,320	33,387
oct.05	2,576	42,767		5,040	5,000

* appreciation of off-market transactions with marketable securities based on volume of off-market transaction (block and TUVL trades excluded) and their monthly average prices

** special segment for trading in securities issued by Republic of Slovenia

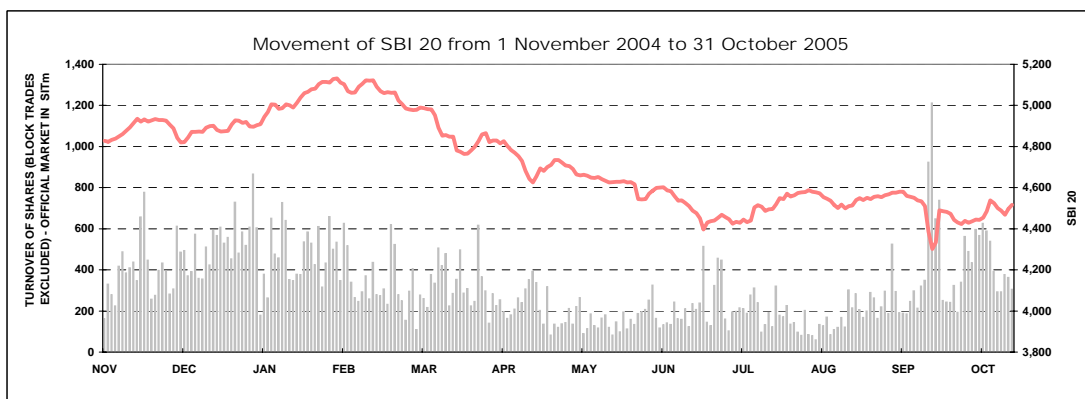
MONTHLY TURNOVER BY MARKETS IN SITm - SHARES

	Organized market	Block trades	Off-market trades*
oct.04	9,352	1,261	38,142
nov.04	11,582	1,651	22,706
dec.04	14,901	1,958	37,791
jan.05	12,233	1,966	12,746
feb.05	8,911	965	8,523
mar.05	9,361	1,347	7,023
apr.05	6,160	891	4,899
may.05	4,533	593	17,060
jun.05	5,533	887	7,572
jul.05	6,254	926	3,952
aug.05	4,583	650	4,928
sep.05	10,495	9,042	13,044
oct.05	9,508	5,854	13,176

* appreciation of off-market transactions with marketable securities based on volume of off-market transaction (block trades excluded) and their monthly average prices

NOMINAL RETURN

STOCK EXCHANGE INDICES	Nominal return in October 2005	Nominal return in Year 2005
Slovene stock exchange index (SBI 20)	0.57%	-7.92%
Investment fund index (PIX)	-1.41%	-10.10%
Bond index (BIO)	0.70%	1.06%





ISSUER

Ljubljana Stock Exchange Inc.
Slovenska 56
1000 Ljubljana

INFORMATIONS

E-mail:	info@ljse.si
Phone:	+386 1 47-10-211 +386 1 47-10-205
Contact persons:	Nataša Žabkar, Darja Jermaniš

STATISTICS ON WEB:

<http://www.ljse.si/cgi-bin/jve.cgi?doc=1989&sid=oW6SxKEMNaGgXs4b>

INVESTMENT POINT OF SLOVENIA

BORZA
LIUBLJANA STOCK EXCHANGE

Contact Contents SLO
Search

WHAT'S NEW STATISTICAL DATA FOR ISSUERS FOR INVESTORS ABOUT THE LJSE

Welcome
Welcome to the Ljubljana Stock Exchange website!

QUICK LINKS
SEOnet
Daily price list
List of members
LJSE Indices
Statistical data

INDICES AS AT Sep 13. 2005

Index	Change %
SBI20	0.01% ▲
PIX	-0.11% ▼
BIO	0.00%

Ascending, SBI20, 4,568.07 + 0.01%

TOP FIVE SECURITIES AS AT Sep 12. 2005

Symbol	Value	Change in %	Turnover (in SIT mio)
RGP	400.00	100.00% ▲	1.58
KDHR	13,550.53	3.20% ▲	27.84
SELR	34,050.00	2.87% ▲	1.02
LKPG	7,337.01	1.90% ▲	19.52
AAPG	430.50	1.48% ▲	126.72

ABOUT THE LJSE
Market capitalisation (SIT mio): 3,008,878
Turnover (SIT mio): 511,329,779
No of securities: 237

WHAT'S NEW
Issuer's announcements >>
September 8. 2005
MERKUR, d.d., Naklo - Summary of unaudited half-yearly...
August 29. 2005
GORENJE, d.d., Velenje - Notice on the qualified stake
August 26. 2005
GORENJE, d.d., Velenje - The change in the portion of the...

NEW
New Official Price List
LJSE Liquidity Criteria

MEDIA ROOM
Detailed information about Ljubljana

OSI goren
slovene stock exchange index

SEOnet
Company news on SEOnet

Internet

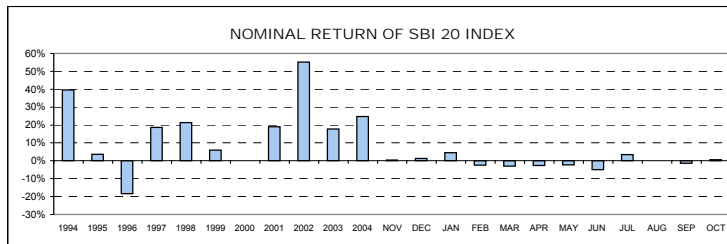
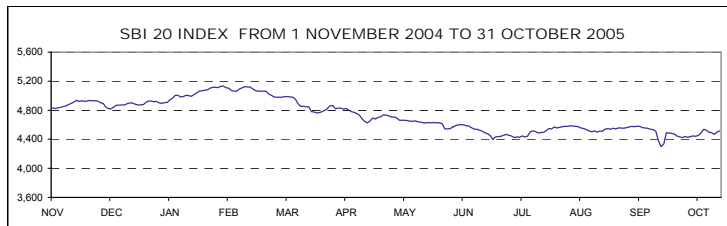
INDEX

	Page
A) STOCK EXCHANGE INDICES	1
A1) Values, yields and movements of Stock Exchange Indices	1
A2) Index compositions	3
B) NUMBER OF ISSUERS, TRADED SECURITIES AND MEMBERS	4
C) TURNOVER	5
C1) Monthly turnover by securities on official market	5
C2) Monthly turnover by securities on semi-official market	7
C3) Monthly turnover by securities on market maker trading segment	10
C4) Most traded securities	12
C5) Turnover by LJSE members	13
C6) Monthly turnover in Years 2004 and 2005	17
D) MARKET CAPITALISATION	20
D1) Market capitalisation of shares	21
D2) Market capitalisation of bonds	24
D3) Market capitalisation of investment funds	26
E) OTHER	27
E1) Indicators (shares on official market)	27
E2) Record values	28
E3) New listed securities and changes	29
F) LIST OF SECURITIES	32
F1) Official market	32
F2) Semi-official market	34

A) STOCK EXCHANGE INDICES

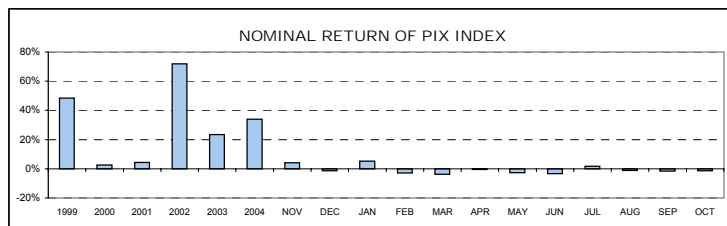
SBI 20 - SLOVENE STOCK EXCHANGE INDEX

Year	Max	Date	Min	Date	Close	Nominal return
1994	1,598.03	28 June 1994	1,131.23	21 Oct 1994	1,396.81	39.68%
1995	1,590.17	9 Nov 1995	1,016.99	13 July 1995	1,448.75	3.72%
1996	1,589.18	13 Mar 1996	891.93	10 Sept 1996	1,183.26	-18.33%
1997	1,655.36	10 Feb 1997	1,156.14	6 Jan 1997	1,404.70	18.71%
1998	2,026.47	10 Aug 1998	1,378.49	6 Jan 1998	1,705.77	21.43%
1999	1,981.87	19 Feb 1999	1,679.48	5 Jan 1999	1,806.26	5.89%
2000	1,903.66	24 Jan 2000	1,584.23	25 May 2000	1,807.94	0.09%
2001	2,159.35	19 Dec 2001	1,700.24	25 Apr 2001	2,151.59	19.01%
2002	3,547.64	8 Nov 2002	2,194.34	3 Jan 2002	3,356.44	56.00%
2003	4,034.53	5 Dec 2003	3,067.67	3 Jul 2003	3,931.64	17.14%
2004	4,935.29	15 Nov 2004	3,922.74	5 Jan 2004	4,904.48	24.74%
Year 2005	Max	Date	Min	Date	Close	Nominal return
January	5,128.56	31 Jan 2005	4,908.79	3 Jan 2005	5,128.56	4.57%
February	5,131.61	1 Feb 2005	5,005.88	28 Feb 2005	5,005.88	-2.39%
March	4,989.02	7 Mar 2005	4,764.25	23 Mar 2005	4,858.45	-2.95%
April	4,865.12	1 Apr 2005	4,625.88	20 Apr 2005	4,734.72	-2.55%
May	4,734.07	3 May 2005	4,625.17	23 May 2005	4,627.39	-2.27%
June	4,615.29	1 Jun 2005	4,396.80	30 Jun 2005	4,396.80	-4.98%
July	4,548.44	29 Jul 2005	4,396.80	1 Jul 2005	4,548.44	3.45%
August	4,587.76	10 Aug 2005	4,499.58	25 Aug 2005	4,549.32	0.02%
September	4,579.86	15 Sep 2005	4,301.58	28 Sep 2005	4,490.19	-1.30%
October	4,538.12	21 Oct 2005	4,422.45	10 Oct 2005	4,515.85	0.57%



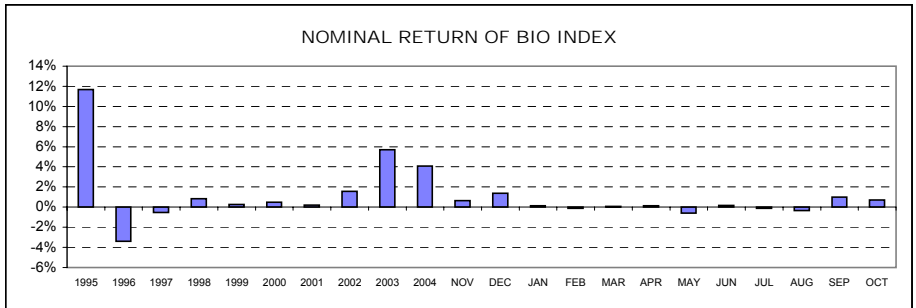
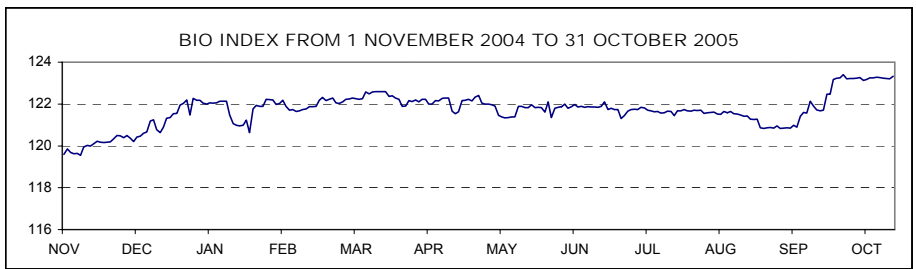
PIX - INVESTMENT FUNDS INDEX

Year	Max	Date	Min	Date	Close	Nominal return
1999	1,633.77	8 Sep 1999	965.15	5 Jan 1999	1,483.50	48.35%
2000	1,572.13	17 Jan 2000	1,097.07	25 May 2000	1,520.79	2.51%
2001	1,588.02	28 Dec 2001	1,328.44	23 May 2001	1,588.02	4.42%
2002	3,013.05	27 Nov 2002	1,551.00	3 Jan 2002	2,729.73	71.89%
2003	3,374.22	29 Dec 2003	2,558.26	12 Mar 2003	3,372.03	23.53%
2004	4,606.40	26 Nov 2004	3,367.18	5 Jan 2004	4,513.38	33.85%
Year 2005	Max	Date	Min	Date	Close	Nominal return
January	4,752.47	31 Jan 2005	4,508.47	3 Jan 2005	4,752.47	5.30%
February	4,732.50	1 Feb 2005	4,614.44	28 Feb 2005	4,614.44	-2.90%
March	4,595.54	10 Mar 2005	4,312.28	23 Mar 2005	4,440.03	-3.78%
April	4,462.86	1 Apr 2005	4,330.72	20 Apr 2005	4,419.03	-0.47%
May	4,460.03	4 May 2005	4,299.59	30 May 2005	4,299.72	-2.70%
June	4,300.80	1 Jun 2005	4,152.75	29 Jun 2005	4,157.40	-3.31%
July	4,230.39	29 Jul 2005	4,153.26	1 Jul 2005	4,230.39	1.76%
August	4,297.43	8 Aug 2005	4,185.75	31 Aug 2005	4,185.75	-1.06%
September	4,201.81	14 Sep 2005	3,913.66	28 Sep 2005	4,115.64	-1.68%
October	4,119.32	21 Oct 2005	3,973.13	6 Oct 2005	4,057.74	-1.41%



BIO - STOCK EXCHANGE BOND INDEX

Year	Max	Date	Min	Date	Close	Nominal return
1995	113.52	14 Dec 1995	100.46	5 July 1995	111.68	11.68%
1996	111.96	8 Jan 1996	106.61	28 June 1996	107.89	-3.39%
1997	110.97	8 Apr 1997	104.90	29 Jan 1997	107.31	-0.54%
1998	108.22	30 Dec 1998	101.68	25 May 1998	108.22	0.85%
1999	110.52	4 Feb 1999	104.53	16 Aug 1999	108.50	0.26%
2000	109.63	15 Dec 2000	103.96	9 June 2000	109.03	0.49%
2001	110.08	17 Sept 2001	107.81	21 Mar 2001	109.25	0.20%
2002	111.06	27 Dec 2002	107.17	12 Mar 2002	110.96	1.57%
2003	118.14	21 Nov 2003	110.20	24 Jan 2003	117.27	5.69%
2004	122.27	27 Dec 2004	116.28	14 Jan 2004	122.04	4.07%
Year 2004	Max	Date	Min	Date	Close	Nominal return
January	122.23	27 Jan 2005	120.63	20 Jan 2005	122.20	0.13%
February	122.31	22 Feb 2005	121.65	10 Feb 2005	122.06	-0.12%
March	122.60	16 Mar 2005	121.89	29 Mar 2005	122.16	0.08%
April	122.33	29 Apr 2005	121.53	20 Apr 2005	122.33	0.14%
May	122.41	3 May 2005	121.34	13 May 2005	121.61	-0.59%
June	122.11	28 Jun 2005	121.35	6 Jun 2005	121.80	0.16%
July	121.85	13 July 2005	121.31	5 Jul 2005	121.67	-0.11%
August	121.74	1 Aug 2005	121.26	31 Aug 2005	121.26	-0.33%
September	122.47	30 Sep 2005	120.83	5 Sep 2005	122.47	1.00%
October	123.41	7 Oct 2005	122.47	3 Oct 2005	123.33	0.70%



A2) INDEX COMPOSITIONS

COMPOSITION OF SLOVENE STOCK EXCHANGE INDEX - SBI 20 ON 31 OCTOBER 2005 *

Issuer	Trading code	Adjusted number of shares	Base value in SIT	Adjusted share	Sector	Market capitalisation (free float) of index on 31 Oct 2005	Sector share
KRKA	KRKG	657,953	30,026.12	10.00	pharmaceuticals	62,773,394,246 SIT	12.67%
PETROL	PETG	790,521	22,251.50	10.00	oil and gas	48,253,235,831 SIT	9.74%
MERCATOR	MELR	1,265,260	4,520.37	10.00	trade	47,443,504,830 SIT	16.59%
SAVA	SAVA	1,398,341	16,791.89	10.00	industrial conglomerates	60,883,375,605 SIT	18.27%
PIVOVARNA LAŠKO	PILR	6,938,394	6,199.69	9.99	food and beverages	51,200,837,764 SIT	11.71%
GORENJE	GRVG	7,533,788	2,157.29	9.73	household appliances	42,877,424,334 SIT	8.65%
LUKA KOPER	LKPG	4,409,659	2,310.79	7.06	transport	31,406,473,330 SIT	16.10%
ISTRABENZ	ITBG	3,789,497	2,700.00	6.84	industrial conglomerates	29,653,003,500 SIT	
INTEREUROPA	IEKG	4,797,610	4,919.17	6.68	transport	26,146,878,548 SIT	
MERKUR	MER	1,016,916	18,003.70	6.67	trade	34,729,450,834 SIT	
AERODROM LJUBLJANA	AELG	2,129,725	11,492.98	4.15	transport	22,193,970,711 SIT	
TERME ČATEŽ	TCRG	346,268	39,457.14	2.53	health resort	10,650,625,412 SIT	2.15%
ETOL	ETOG	194,821	49,033.53	2.43	chemicals	9,351,408,000 SIT	1.89%
DELO	DELR	378,776	29,663.00	2.15	publishing	11,073,406,515 SIT	2.24%
ŽITO	ZTOG	233,383	18,007.22	1.78	food and beverages	6,810,057,594 SIT	
Market capitalisation of index						495,447,047,053.23	
Share of market capitalisation (shares official market) in index							43.44%

COMPOSITION OF INVESTMENT FUNDS INDEX - PIX ON 31 OCTOBER 2005

Issuer	Trading code	Adjusted number of shares	Base value in SIT	Adjusted share	Market capitalisation of index on 31 Oct 2005
KD ID	KDIR	9,063,986	577.40	15.00	19,979,381,780 SIT
NFD 1 DELNIŠKI INVESTICIJSKI SKLAD	NF1N	63,534,463	65.42	15.00	19,596,569,768 SIT
INFOND ID	IFIR	8,132,314	1691.31	14.63	17,975,016,280 SIT
MAKSIMA ID	MAIR	7,811,823	1707.96	14.18	17,916,806,642 SIT
ZLATA MONETA I, ID	ZM1N	136,595,600	23.56	12.99	17,585,317,544 SIT
KRONA SENIOR	SN0N	73,170,428	26.93	8.41	11,266,782,503 SIT
MODRA LINIJA	ML0G	34,156,833	170.00	6.15	8,249,216,738 SIT
ZVON ENA ID	ZVIR	2,277,577	2500.14	4.73	5,915,049,675 SIT
VIPA INVEST	VIIN	3,079,247	1674.92	4.67	6,069,811,686 SIT
INFOND ID 1	IFDR	4,956,471	1232.99	4.24	5,406,469,002 SIT
Market capitalisation of index					129,960,421,619 SIT
Share of market capitalisation (inv.funds) in index					81.15%

COMPOSITION OF STOCK EXCHANGE BOND INDEX - BIO ON 31 OCTOBER 2005

Bonds	Trading code	Base value	Share
SLOVENSKA ODŠKODNINSKA DRUŽBA 2 nd issue	SOS2E	104.03	50.00
REPUBLIKA SLOVENIJA 50 th issue	RS50	103.20	16.42
REPUBLIKA SLOVENIJA 32 nd issue	RS32	109.10	14.03
ABANKA VIPA 8 th issue	AB08	104.40	13.02
CIMOS 1 st issue	CIM1	106.60	6.52

B) NUMBER OF ISSUERS, TRADED SECURITIES AND MEMBERS

	31 Dec 2002	31 Dec 2003	31 Dec 2004	30 Sep 2005	31 Oct 2005
NUMBER OF ISSUERS	191	181	172	155	156
Official market	48	45	40	32	33
Prime market shares					6
Shares	35	32	29	24	19
Bonds	15	13	11	8	8
Semi-official market	148	141	137	128	128
Shares	101	102	111	99	99
Bonds	14	12	15	19	19
Investment funds	33	26	11	10	10
Short term securities	1	1	1	1	1
	31 Dec 2002	31 Dec 2003	31 Dec 2004	30 Sep 2005	31 Oct 2005
NUMBER OF SECURITIES	266	254	254	234	234
Official market	109	106	105	89	88
Prime market shares					6
Shares	36	32	29	24	19
Bonds	73	74	76	65	63
Semi-official market	156	148	149	145	146
Shares	104	104	113	101	101
Bonds	19	18	25	34	35
Investment funds	33	26	11	10	10
Short term securities	10	10	10	16	16
	31 Dec 2002	31 Dec 2003	31 Dec 2004	30 Sep 2005	31 Oct 2005
NUMBER OF MEMBERS	27	27	27	27	27

C) TURNOVER

C1) TURNOVER BY SECURITIES ON OFFICIAL MARKET IN OCTOBER 2005

1. Shares

Issue	Total (block trades excluded) (in SIT)	Total (block trades excluded) (in EUR)	Block trades (in SIT)	Cross trades (in SIT)	Share in total turnover (block trades excluded) on official market	Share in turnover (block trades excluded) of shares	Volume in pieces (block trades excluded)	Number of bargains (block trades excluded)
Total shares	8,011,999,866	33,442,042	4,360,270,526	516,330,571	95.00%	100.00%	370,030	5,443
Common shares	8,011,063,410	33,438,133	4,360,270,526	516,166,615	94.99%	99.99%	369,884	5,440
1 PRIME MARKET SHARES	6,783,938,905	28,316,111	4,251,570,526	416,144,801	80.44%	84.67%	207,098	3,901
1 KRKA	4,595,585,409	19,181,916	2,820,267,706	177,861,843	54.49%	57.36%	50,174	1,968
2 MERCATOR	722,339,021	3,015,048	775,532,532	136,154,196	8.56%	9.02%	19,243	501
3 PETROL	582,052,019	2,429,490	71,370,288	66,550,715	6.90%	7.26%	9,691	615
4 GORENJE	522,676,388	2,181,642	0	14,065,068	6.20%	6.52%	92,856	493
5 MERKUR	193,794,604	808,909	584,400,000	12,506,878	2.30%	2.42%	5,691	174
6 INTEREUROPA	167,491,464	699,106	0	9,006,101	1.99%	2.09%	29,443	150
SHARES	1,227,124,505	5,122,022	108,700,000	100,021,814	14.55%	15.32%	162,786	1,539
1 LUKA KOPER	243,748,797	1,017,413	0	10,716,467	2.89%	3.04%	34,571	236
2 PIVOVARNA LAŠKO	228,983,911	955,780	0	16,391,785	2.72%	2.86%	31,074	248
3 SAVA	193,681,916	808,422	49,800,000	7,001,092	2.30%	2.42%	4,581	214
4 DROGA KOLINSKA	137,022,319	571,958	58,900,000	8,798,813	1.62%	1.71%	45,348	184
5 SALUS, LJUBLJANA	120,107,010	501,311	0	1,476,000	1.42%	1.50%	974	46
6 ISTRABENZ	97,351,415	406,343	0	9,937,463	1.15%	1.22%	12,242	258
7 AERODROM LJUBLJANA	76,153,827	317,864	0	1,952,730	0.90%	0.95%	7,339	121
8 DELO	34,988,500	146,042	0	140,750	0.41%	0.44%	1,204	14
9 ŽITO	32,088,775	133,939	0	8,381,034	0.38%	0.40%	1,091	104
10 DELO PRODAJA	25,949,621	108,310	0	21,281,590	0.31%	0.32%	6,469	12
11 EMONA OBALA	13,255,878	55,329	0	12,704,430	0.16%	0.17%	14,569	16
12 TERME ČATEŽ	12,096,196	50,489	0	524,601	0.14%	0.15%	386	35
13 ETOL	6,962,587	29,062	0	0	0.08%	0.09%	144	26
14 MLINOTEST	2,616,764	10,923	0	572,260	0.03%	0.03%	1,869	13
15 COMET	1,547,889	6,461	0	25,299	0.02%	0.02%	673	8
16 GEODETSKI ZAVOD SLOVENIJE	569,100	2,376	0	117,500	0.01%	0.01%	252	4
17 KOMPAS MTS	0	0	0	0	0.00%	0.00%	0	0
Preferred shares	936,456	3,909	0	163,956	0.01%	0.01%	146	3
1 PROBANKA	936,456	3,909	0	163,956	0.01%	0.01%	146	3

2. Bonds

Issue	Total (block trades excluded) (in SIT)	Total (block trades excluded) (in EUR)	Block trades (in SIT)	Cross trades (in SIT)	Share in total turnover (block trades excluded) on official market	Share in turnover (block trades excluded) of bonds	Volume in pieces (block trades excluded)	Number of bargains (block trades excluded)
Total bonds	421,740,758	1,760,316	2,911,671,359	182,213,819	5.00%	100.00%	141,285	493
1 REPUBLIKA SLOVENIJA 21 st issue	85,016,745	354,840	0	0	1.01%	20.16%	10,103	4
2 REPUBLIKA SLOVENIJA 39 th issue	70,630,976	294,814	0	9,438,691	0.84%	16.75%	117,982	323
3 REPUBLIKA SLOVENIJA 32 nd issue	45,542,632	190,084	0	44,884,729	0.54%	10.80%	1,730	4
4 REPUBLIKA SLOVENIJA 57 th issue	37,428,180	156,228	0	29,795,180	0.44%	8.87%	3,426	6
5 NLB 16 th issue	37,070,300	154,725	359,051,020	14,645,000	0.44%	8.79%	367	3
6 REPUBLIKA SLOVENIJA 53 rd issue	17,872,419	74,603	0	1,298,496	0.21%	4.24%	671	15
7 REPUBLIKA SLOVENIJA 29 th issue	17,656,670	73,703	53,843,029	7,311,800	0.21%	4.19%	681	11
8 REPUBLIKA SLOVENIJA 59 th issue	15,732,640	65,666	0	11,232,230	0.19%	3.73%	1,519	8
9 REPUBLIKA SLOVENIJA 58 th issue	10,424,855	43,513	34,797,000	1,955,160	0.12%	2.47%	1,044	18
10 REPUBLIKA SLOVENIJA 60 th issue	10,362,400	43,250	0	10,060,000	0.12%	2.46%	1,030	2
11 NOVA KBM 6 th issue	10,130,000	42,285	78,102,300	10,130,000	0.12%	2.40%	100	1
12 REPUBLIKA SLOVENIJA 50 th issue	9,771,743	40,789	0	7,674,330	0.12%	2.32%	396	16
13 REPUBLIKA SLOVENIJA 26 th issue	9,481,324	39,576	0	7,526,094	0.11%	2.25%	366	20
14 REPUBLIKA SLOVENIJA 38 th issue	8,000,652	33,394	1,757,073,266	0	0.09%	1.90%	283	17
15 HOTELI BERNARDIN	7,236,943	30,207	0	6,945,568	0.09%	1.72%	103	3
16 ABANKA 6 th issue	5,841,063	24,380	0	5,841,063	0.07%	1.38%	230	1
17 ABANKA 3 rd issue	4,791,620	20,000	0	0	0.06%	1.14%	200	1
18 REPUBLIKA SLOVENIJA 49 th issue	3,296,674	13,760	0	3,296,674	0.04%	0.78%	34	2
19 STANOVANJSKI SKLAD RS 2 nd issue	2,939,811	12,271	0	447,391	0.03%	0.70%	46	4
20 ABANKA VIPA 7 th issue	2,920,502	12,190	71,107,878	2,920,502	0.03%	0.69%	115	1
21 REPUBLIKA SLOVENIJA 55 th issue	1,609,240	6,717	0	102,000	0.02%	0.38%	158	11
22 REPUBLIKA SLOVENIJA 51 st issue	1,527,195	6,374	0	1,330,879	0.02%	0.36%	150	4
23 REPUBLIKA SLOVENIJA 56 th issue	1,128,420	4,710	0	1,128,420	0.01%	0.27%	109	2
24 NLB 12 th issue	1,030,000	4,299	0	1,030,000	0.01%	0.24%	10	1
25 NLB 3 rd issue	987,077	4,120	0	987,077	0.01%	0.23%	4	1
26 REPUBLIKA SLOVENIJA 25 th issue	794,430	3,316	0	794,430	0.01%	0.19%	78	1
27 REPUBLIKA SLOVENIJA 10 th issue	565,030	2,359	0	38,444	0.01%	0.13%	160	4
28 BTC 2 nd issue	551,556	2,302	0	0	0.01%	0.13%	120	3
29 NOVA KBM 5 th issue	526,000	2,195	0	526,000	0.01%	0.12%	5	1
30 REPUBLIKA SLOVENIJA 45 th issue	330,000	1,377	0	330,000	0.00%	0.08%	33	1
31 ABANKA 4 th issue	172,220	719	0	172,220	0.00%	0.04%	7	1
32 REPUBLIKA SLOVENIJA 54 th issue	170,550	712	0	170,550	0.00%	0.04%	15	1
33 NLB 10 th issue	105,500	440	0	105,500	0.00%	0.03%	1	1
34 REPUBLIKA SLOVENIJA 31 st issue	95,391	398	0	95,391	0.00%	0.02%	9	1
35 ABANKA 5 th issue	0	0	0	0	0.00%	0.00%	0	0
36 BANKA CELJE 4 th issue	0	0	0	0	0.00%	0.00%	0	0
37 BANKA CELJE 5 th issue	0	0	0	0	0.00%	0.00%	0	0
38 BANKA CELJE 6 th issue, A series	0	0	0	0	0.00%	0.00%	0	0
39 BANKA CELJE 7 th issue	0	0	0	0	0.00%	0.00%	0	0
40 BANKA CELJE 8 th issue	0	0	0	0	0.00%	0.00%	0	0
41 BANKA VIPA 3 rd issue	0	0	0	0	0.00%	0.00%	0	0
42 BANKA VIPA 4 th issue	0	0	0	0	0.00%	0.00%	0	0
43 BANKA VIPA 5 th issue	0	0	0	0	0.00%	0.00%	0	0
44 BANKA VIPA 6 th issue	0	0	0	0	0.00%	0.00%	0	0
45 BANKA VIPA 7 th issue	0	0	0	0	0.00%	0.00%	0	0
46 BTC HIPOTEKARNE	0	0	0	0	0.00%	0.00%	0	0
47 NLB 11 th issue	0	0	126,494,597	0	0.00%	0.00%	0	0
48 NLB 13 th issue	0	0	0	0	0.00%	0.00%	0	0
49 NLB 17 th issue	0	0	0	0	0.00%	0.00%	0	0
50 NLB 9 th issue	0	0	0	0	0.00%	0.00%	0	0
51 NOVA KBM 2 nd issue	0	0	0	0	0.00%	0.00%	0	0
52 NOVA KBM 3 rd issue, A series	0	0	0	0	0.00%	0.00%	0	0
53 NOVA KBM 3 rd issue, B series	0	0	0	0	0.00%	0.00%	0	0
54 NOVA KBM 7 th issue	0	0	0	0	0.00%	0.00%	0	0
55 NOVA KBM 8 th issue	0	0	0	0	0.00%	0.00%	0	0
56 REPUBLIKA SLOVENIJA 18 th issue	0	0	431,202,269	0	0.00%	0.00%	0	0
57 REPUBLIKA SLOVENIJA 22 nd issue	0	0	0	0	0.00%	0.00%	0	0
58 REPUBLIKA SLOVENIJA 23 rd issue	0	0	0	0	0.00%	0.00%	0	0
59 REPUBLIKA SLOVENIJA 27 th issue	0	0	0	0	0.00%	0.00%	0	0
60 REPUBLIKA SLOVENIJA 33 rd issue	0	0	0	0	0.00%	0.00%	0	0
61 REPUBLIKA SLOVENIJA 43 rd issue	0	0	0	0	0.00%	0.00%	0	0
62 REPUBLIKA SLOVENIJA 44 th issue	0	0	0	0	0.00%	0.00%	0	0
63 REPUBLIKA SLOVENIJA 48 th issue	0	0	0	0	0.00%	0.00%	0	0
64 REPUBLIKA SLOVENIJA 52 nd issue	0	0	0	0	0.00%	0.00%	0	0
65 STANOVANJSKI SKLAD RS 1 st issue	0	0	0	0	0.00%	0.00%	0	0
Total official market	8,433,740,624	35,202,358	7,271,941,885	698,544,390	100.00%	-	511,315	5,936

C2) TURNOVER BY SECURITIES ON SEMI-OFFICIAL MARKET IN OCTOBER 2005

1. Shares (1)

Issue	Total (block trades excluded) (in SIT)	Total (block trades excluded) (in EUR)	Block trades (in SIT)	Cross trades (in SIT)	Share in total turnover (block trades excluded) on semi-official market	Share in turnover (block trades excluded) of shares	Volume in pieces (block trades excluded)	Number of bargains (block trades excluded)
Total shares	1,496,280,324	6,245,424	1,493,592,142	205,363,342	40.99%	100.00%	1,121,561	8,362
Total common shares	1,487,416,343	6,208,427	1,493,592,142	204,029,278	40.75%	99.41%	1,120,057	8,207
1 ZVON ENA HOLDING	241,427,694	1,007,720	134,499,526	26,996,698	6.61%	16.14%	127,487	820
2 CERTIUS INVEST	110,090,101	459,502	0	879,178	3.02%	7.36%	168,154	62
3 NFD HOLDING	95,921,352	400,375	142,000,000	8,435,172	2.63%	6.41%	133,693	951
4 INFOND HOLDING	89,999,472	375,656	73,299,600	2,257,090	2.47%	6.01%	101,484	717
5 CINKARNA CELJE	83,276,112	347,582	150,082,140	5,537,406	2.28%	5.57%	3,379	53
6 AKTIVA INVEST	77,428,353	323,182	0	11,254,691	2.12%	5.17%	3,272	454
7 KD HOLDING	77,309,105	322,686	448,239,376	11,176,231	2.12%	5.17%	5,943	453
8 SLOVENJAJLES	75,722,133	316,071	0	16,379,310	2.07%	5.06%	6,061	58
9 SATURNUS EMBALAŽA	64,698,322	270,040	0	1,308,270	1.77%	4.32%	1,695	69
10 ISKRA AVTOELEKTRIKA	63,275,376	264,108	0	5,913,000	1.73%	4.23%	7,002	27
11 ZVON DVA HOLDING	41,403,353	172,818	0	2,235,795	1.13%	2.77%	111,284	727
12 HELIOS, DOMŽALE	35,248,999	147,128	0	2,613,992	0.97%	2.36%	177	43
13 VIPA HOLDING	34,455,516	143,817	0	11,401,956	0.94%	2.30%	37,151	157
14 AKTIVA NALOŽBE	31,654,443	132,126	0	13,044,858	0.87%	2.12%	33,319	319
15 MAKSIMA HOLDING	27,020,927	112,785	0	6,135,331	0.74%	1.81%	32,598	347
16 HOTELI PALACE	25,540,763	106,606	0	12,387,200	0.70%	1.71%	15,997	93
17 ARKADA HOLDING	23,529,812	98,212	0	2,234,072	0.64%	1.57%	23,256	110
18 MAKSIMA INVEST	22,637,263	94,488	0	865,892	0.62%	1.51%	52,068	349
19 JUTEKS	16,332,748	68,172	0	3,546,490	0.45%	1.09%	648	38
20 TOSAMA	15,297,873	63,855	0	1,903,883	0.42%	1.02%	1,495	36
21 IMP KLIMAT	15,282,500	63,789	0	3,827,500	0.42%	1.02%	6,113	20
22 ZLATA MONETA II	14,060,191	58,688	0	1,497,180	0.39%	0.94%	34,134	201
23 LESNINA	13,862,556	57,862	0	0	0.38%	0.93%	51	24
24 MEDALJON	12,497,467	52,165	0	271,050	0.34%	0.84%	6,135	21
25 KD GROUP	12,202,800	50,933	0	9,920,000	0.33%	0.82%	99	4
26 TRIGLAV, FINANČNA DRUŽBA	11,851,944	49,470	0	1,843,494	0.32%	0.79%	10,306	208
27 ETRA 33	11,589,175	48,372	0	2,576,475	0.32%	0.77%	117	22
28 JADRAN	11,539,880	48,167	30,100,000	11,010,880	0.32%	0.77%	2,319	3
29 LIP BLEĐ	10,426,335	43,519	0	0	0.29%	0.70%	8,866	18
30 KS2 NALOŽBE	10,072,100	42,400	0	100,062	0.28%	0.67%	10,105	131
31 INFOND HOLDING 1	9,286,438	38,762	0	910,557	0.25%	0.62%	19,721	659
32 HIDROTEHNIK	9,134,970	38,128	515,371,500	3,163,020	0.25%	0.61%	2,315	11
33 TRIGLAV NALOŽBE	8,457,293	35,301	0	1,120,244	0.23%	0.57%	22,256	213
34 AKTIVA AVANT	8,410,050	35,103	0	1,113,200	0.23%	0.56%	15,291	82
35 BELINKA	7,417,069	30,958	0	4,866,400	0.20%	0.50%	1,694	11
36 ALPETOUR POTOVALNA AGENCIJA	6,064,150	25,313	0	5,245,200	0.17%	0.41%	2,289	11
37 MODRA LINIJA HOLDING	5,980,490	24,963	0	1,226,270	0.16%	0.40%	6,655	122
38 MERCATA	5,600,050	23,376	0	2,964,185	0.15%	0.37%	13,870	59
39 TEKSTINA	5,285,820	22,063	0	48,720	0.14%	0.35%	24,008	7
40 JATA EMONA	5,016,497	20,939	0	0	0.14%	0.34%	5,410	12
41 PLAMA - PUR	4,182,105	17,456	0	112,750	0.11%	0.28%	2,027	9
42 GOZDNO GOSPODARSTVO BLEĐ	4,038,200	16,855	0	1,800,000	0.11%	0.27%	2,251	6
43 VIZIJA HOLDING	3,801,000	15,865	0	0	0.10%	0.25%	5,430	45
44 VIZIJA HOLDING ENA	3,115,800	13,005	0	0	0.09%	0.21%	5,193	45
45 HRAM HOLDING	2,810,949	11,733	0	951,312	0.08%	0.19%	6,917	36
46 FINIRA	2,323,454	9,698	0	164,000	0.06%	0.16%	5,898	57
47 DZS	2,226,510	9,293	0	0	0.06%	0.15%	404	6
48 VELANA	1,968,982	8,218	0	958	0.05%	0.13%	4,325	11
49 M1	1,505,759	6,285	0	390	0.04%	0.10%	3,910	48
50 TRDNJAVA HOLDING	1,478,331	6,171	0	462,800	0.04%	0.10%	5,830	16
51 POM-INVEST	1,360,087	5,677	0	436,307	0.04%	0.09%	1,353	22
52 KRONA HOLDING	1,200,040	5,009	0	83,899	0.03%	0.08%	2,381	12
53 POM-NALOŽBE	1,099,170	4,588	0	218,700	0.03%	0.07%	4,071	32
54 TRDNJAVA I HOLDING	1,056,156	4,408	0	606,700	0.03%	0.07%	3,623	8
55 LIV POSTOJNA	765,000	3,193	0	0	0.02%	0.05%	45	2
56 COLOR	760,566	3,175	0	0	0.02%	0.05%	447	9
57 JAVOR PIVKA	716,139	2,989	0	0	0.02%	0.05%	1,155	2
58 MIP	700,824	2,925	0	218,005	0.02%	0.05%	404	6
59 GORENJSKI TISK	604,800	2,524	0	0	0.02%	0.04%	252	1
60 FOND INVEST	564,300	2,355	0	14,728	0.02%	0.04%	537	38
61 NAMA	543,791	2,270	0	209,391	0.01%	0.04%	243	2
62 UNITAS, LJUBLJANA	513,560	2,144	0	0	0.01%	0.03%	303	5
63 MITOL SEŽANA	400,000	1,670	0	0	0.01%	0.03%	100	1
64 KLASJE CELJE	394,905	1,648	0	145,920	0.01%	0.03%	1,520	4
65 CETIS	377,300	1,575	0	0	0.01%	0.03%	14	1
66 SWATY	287,500	1,200	0	0	0.01%	0.02%	25	1
67 CREINA	275,554	1,150	0	215,434	0.01%	0.02%	55	3
68 GEA	213,150	890	0	0	0.01%	0.01%	266	5
69 TERME DOBRNA	203,995	851	0	31,479	0.01%	0.01%	151	16
70 AGROKOMBINAT MARIBOR	196,350	820	0	0	0.01%	0.01%	231	3

1. Shares (2)

Issue	Total (block trades excluded) (in SIT)	Total (block trades excluded) (in EUR)	Block trades (in SIT)	Cross trades (in SIT)	Share in total turnover (block trades excluded) on semi-official market	Share in turnover (block trades excluded) of shares	Volume in pieces (block trades excluded)	Number of bargains (block trades excluded)
71 CAPITA	183,150	764	0	0	0.01%	0.01%	333	1
72 MELAMIN	182,495	762	0	24,995	0.00%	0.01%	40	2
73 MARINA PORTOROŽ	153,915	642	0	0	0.00%	0.01%	16	3
74 MK TISKARNA	151,199	631	0	0	0.00%	0.01%	64	3
75 AVTOPREVOZNIŠTVO IN SERVISI	137,672	575	0	28,299	0.00%	0.01%	1,308	4
76 IMP ČRPALKE LJUBLJANA	116,600	487	0	0	0.00%	0.01%	53	4
77 GRADIS, GP LJUBLJANA	103,200	431	0	0	0.00%	0.01%	172	1
78 GRAND HOTEL UNION	69,699	291	0	0	0.00%	0.00%	24	3
79 ŽITO INTES	60,255	252	0	0	0.00%	0.00%	251	3
80 LIZ INŽENIRING	54,300	227	0	0	0.00%	0.00%	45	2
81 ELMO	53,300	222	0	0	0.00%	0.00%	82	1
82 LESNINA EMMI	52,200	218	0	52,200	0.00%	0.00%	90	1
83 ZDRAVILIŠČE ROGAŠKA	47,670	199	0	0	0.00%	0.00%	227	3
84 GEA COLLEGE	40,059	167	0	40,059	0.00%	0.00%	33	1
85 INLES	18,860	79	0	0	0.00%	0.00%	41	1
86 TOVARNA SLADKORJA ORMOŽ	0	0	0	0	0.00%	0.00%	0	0
87 MEDVEŠEK PUŠNIK	0	0	0	0	0.00%	0.00%	0	0
88 GORIŠKE OPEKARNE	0	0	0	0	0.00%	0.00%	0	0
89 ŽELEZARNA RAVNE - MONTER DRAVOGRAD	0	0	0	0	0.00%	0.00%	0	0
90 INTERTRADE ITS	0	0	0	0	0.00%	0.00%	0	0
91 JELEN GOSTINSKO PODJETJE	0	0	0	0	0.00%	0.00%	0	0
92 RTC KRVAVEC	0	0	0	0	0.00%	0.00%	0	0
93 EGOLES	0	0	0	0	0.00%	0.00%	0	0
94 INTARA	0	0	0	0	0.00%	0.00%	0	0
95 SIJAJ HRASTNIK	0	0	0	0	0.00%	0.00%	0	0
96 NIKO	0	0	0	0	0.00%	0.00%	0	0
97 KOŠAKI TMI	0	0	0	0	0.00%	0.00%	0	0
98 INTERTRADE ITA	0	0	0	0	0.00%	0.00%	0	0
Preferred shares	8,863,981	36,997	0	1,334,064	0.24%	0.59%	1,504	155
1 KD HOLDING	8,862,436	36,991	0	1,334,064	0.24%	0.59%	1,499	154
2 ZDRAVILIŠČE ROGAŠKA	1,545	6	0	0	0.00%	0.00%	5	1
3 PRVA POKOJNINSKA DRUŽBA	0	0	0	0	0.00%	0.00%	0	0

2. Bonds

Issue	Total (block trades excluded) (in SIT)	Total (block trades excluded) (in EUR)	Block trades (in SIT)	Cross trades (in SIT)	Share in total turnover (block trades excluded) on semi-official market	Share in turnover (block trades excluded) of bonds	Volume in pieces (block trades excluded)	Number of bargains (block trades excluded)
Total bonds	1,099,162,692	4,587,892	926,035,684	250,552,781	30.11%	100.00%	77,104	316
1 SLOV. ODSKODNINSKA DRUŽBA 2 nd issue	916,879,773	3,827,044	265,751,168	151,424,496	25.12%	83.42%	71,475	291
2 DEOS 1 st issue	64,524,770	269,325	0	29,302,885	1.77%	5.87%	2,788	9
3 NLB 15 th issue	39,035,000	162,925	0	39,035,000	1.07%	3.55%	370	3
4 CIMOS 1 st issue	34,727,051	144,950	0	10,278,518	0.95%	3.16%	1,350	6
5 PROBANKA 7 th issue	22,741,078	94,925	0	1,257,728	0.62%	2.07%	900	2
6 DARS 1 st issue	16,054,500	67,015	155,108,000	16,054,500	0.44%	1.46%	139	1
7 ABANKA VIPA 10 th issue	2,000,866	8,352	50,024,513	0	0.05%	0.18%	8	1
8 FMR 1 st issue	1,678,025	7,004	0	1,678,025	0.05%	0.15%	68	1
9 FACTOR BANKA 10 th issue	1,004,900	4,195	0	1,004,900	0.03%	0.09%	1	1
10 FACTOR BANKA 6 th issue	516,729	2,157	0	516,729	0.01%	0.05%	5	1
11 ABANKA VIPA 8 th issue	0	0	64,150,089	0	0.00%	0.00%	0	0
12 ABANKA VIPA 9 th issue	0	0	0	0	0.00%	0.00%	0	0
13 AUTOCOMMERCE 1 st issue	0	0	0	0	0.00%	0.00%	0	0
14 BANKA ZASAVJE 3 rd issue	0	0	0	0	0.00%	0.00%	0	0
15 DEŽELNA BANKA SLOVENIJE 4 th issue	0	0	0	0	0.00%	0.00%	0	0
16 FACTOR BANKA 8 th issue	0	0	0	0	0.00%	0.00%	0	0
17 FACTOR BANKA 9 th issue	0	0	0	0	0.00%	0.00%	0	0
18 FACTOR BANKA 11 th issue	0	0	0	0	0.00%	0.00%	0	0
19 KD INVESTMENTS 1 st issue	0	0	0	0	0.00%	0.00%	0	0
20 NLB 14 th issue	0	0	0	0	0.00%	0.00%	0	0
21 NLB 7 th issue	0	0	0	0	0.00%	0.00%	0	0
22 NLB 8 th issue	0	0	0	0	0.00%	0.00%	0	0
23 POSLOVNI SISTEM MERCATOR	0	0	0	0	0.00%	0.00%	0	0
24 POŠTNA BANKA SLOVENIJE 2 nd issue	0	0	0	0	0.00%	0.00%	0	0
25 POŠTNA BANKA SLOVENIJE 3 rd issue	0	0	0	0	0.00%	0.00%	0	0
26 POŠTNA BANKA SLOVENIJE 5 th issue	0	0	0	0	0.00%	0.00%	0	0
27 POŠTNA BANKA SLOVENIJE 6 th issue	0	0	0	0	0.00%	0.00%	0	0
28 POŠTNA BANKA SLOVENIJE 7 th issue	0	0	0	0	0.00%	0.00%	0	0
29 POTEZA NALOŽBE	0	0	0	0	0.00%	0.00%	0	0
30 PROBANKA 4 th issue	0	0	0	0	0.00%	0.00%	0	0
31 PROBANKA 5 th issue	0	0	0	0	0.00%	0.00%	0	0
32 PROBANKA 6 th issue	0	0	0	0	0.00%	0.00%	0	0
33 SIP STROJNA INDUSTRIJA 1 st issue, B series	0	0	0	0	0.00%	0.00%	0	0
34 STANOVANJSKI SKLAD 3 rd issue	0	0	0	0	0.00%	0.00%	0	0
35 ZAVAROVALNICA TRIGLAV 1 st issue	0	0	391,001,914	0	0.00%	0.00%	0	0
Total semi-official market (shares and bonds)	2,595,443,016	10,833,316	2,419,627,826	455,916,123	71.10%	-	1,198,665	8,678

3. Investment funds

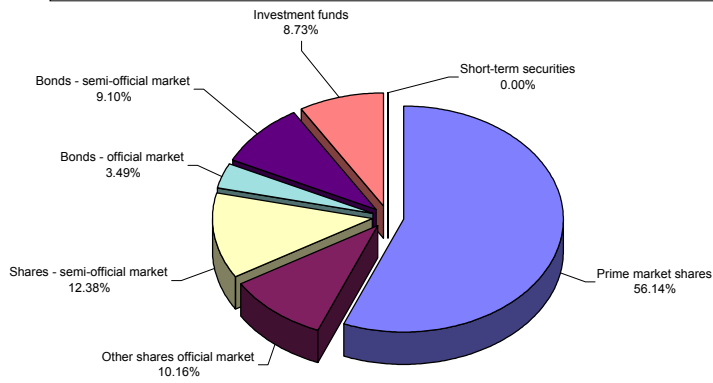
Issue	Total (block trades excluded) (in SIT)	Total (block trades excluded) (in EUR)	Block trades (in SIT)	Cross trades (in SIT)	Share in total turnover (block trades excluded) on semi-official market	Share in turnover (block trades excluded) of investment funds	Volume in pieces (block trades excluded)	Number of bargains (block trades excluded)
Total investment funds	1,054,767,483	4,402,593	1,201,833,200	140,792,552	28.90%	100.00%	3,098,378	4,922
1 NFD 1 DELNIŠKI INVESTICIJSKI SKLAD	226,034,836	943,466	0	22,818,770	6.19%	21.43%	736,482	686
2 MAKSIMA ID	150,591,528	628,567	0	14,230,568	4.13%	14.28%	65,205	511
3 KD ID	146,120,825	609,912	0	22,907,708	4.00%	13.85%	67,368	605
4 KRONA SENIOR	144,433,276	602,865	488,804,000	14,498,464	3.96%	13.69%	952,428	236
5 ZLATA MONETA I, ID	130,556,220	544,936	0	17,534,581	3.58%	12.38%	1,009,770	360
6 INFOND ID	99,024,195	413,328	0	24,866,720	2.71%	9.39%	44,425	794
7 ZVON ENA ID	51,880,477	216,548	713,029,200	3,813,682	1.42%	4.92%	19,418	703
8 MODRA LINIJA	37,459,786	156,358	0	8,818,745	1.03%	3.55%	154,581	155
9 INFOND ID 1	36,020,813	150,351	0	3,383,652	0.99%	3.42%	32,474	687
10 VIPA INVEST	32,645,527	136,262	0	7,919,662	0.89%	3.10%	16,227	185
Short-term securities	0	0	0	0	0.00%	-	0	0
Total semi-official market	3,650,210,499	15,235,909	3,621,461,026	596,708,675	100.00%	-	4,297,043	13,600
Total turnover in September 2005	12,083,951,123	50,438,267	10,893,402,911	1,295,253,065	-	-	4,808,358	19,536

C3) TURNOVER BY SECURITIES ON MARKET MAKER TRADING SEGMENT* IN OCTOBER 2005

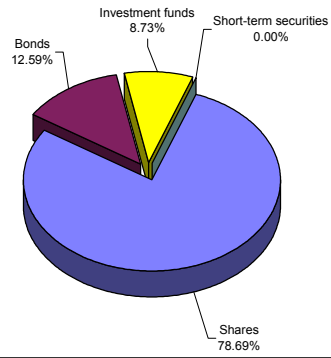
Issue	Total (in SIT)	Total (in EUR)	Share in turnover on market maker segment of individual type of securities	Share in turnover on market maker segment	Volume in pieces	Number of bargains
Total bonds	27,176,322,391	113,430,920	100.00%	63.54%	2,676,006	69
1 REPUBLIKA SLOVENIJA 58 th issue	9,490,881,275	39,614,043	34.92%	22.19%	953,765	21
2 REPUBLIKA SLOVENIJA 60 th issue	7,917,213,377	33,045,590	29.13%	18.51%	787,561	18
3 REPUBLIKA SLOVENIJA 59 th issue	5,887,831,759	24,574,864	21.67%	13.77%	569,233	13
4 REPUBLIKA SLOVENIJA 57 th issue	1,712,583,328	7,148,043	6.30%	4.00%	156,516	8
5 REPUBLIKA SLOVENIJA 56 th issue	1,529,162,500	6,382,637	5.63%	3.58%	146,300	6
6 REPUBLIKA SLOVENIJA 55 th issue	638,650,152	2,665,743	2.35%	1.49%	62,631	3
7 REPUBLIKA SLOVENIJA 51 st issue	0	0	0.00%	0.00%	0	0
8 REPUBLIKA SLOVENIJA 52 nd issue	0	0	0.00%	0.00%	0	0
9 REPUBLIKA SLOVENIJA 54 th issue	0	0	0.00%	0.00%	0	0
Treasury bills	15,591,035,297	65,076,986	100.00%	36.46%	1,571,318	58
1 3 MONTH TREASURY BILLS 88 th issue	2,150,642,102	8,976,866	13.79%	5.03%	215,855	6
2 1 MONTH TREASURY BILLS 230 th issue	1,807,821,300	7,545,636	11.60%	4.23%	181,000	7
3 1 MONTH TREASURY BILLS 231 st issue	1,668,169,243	6,962,950	10.70%	3.90%	167,089	7
4 6 MONTH TREASURY BILLS 33 rd issue	1,525,930,848	6,369,322	9.79%	3.57%	153,520	6
5 6 MONTH TREASURY BILLS 36 th issue	1,014,216,400	4,233,298	6.51%	2.37%	103,000	2
6 1 MONTH TREASURY BILLS 227 th issue	999,696,000	4,172,685	6.41%	2.34%	100,000	1
7 12 MONTH TREASURY BILLS 30 th issue	982,977,000	4,102,900	6.30%	2.30%	100,000	1
8 6 MONTH TREASURY BILLS 32 nd issue	869,006,643	3,627,415	5.57%	2.03%	86,925	3
9 12 MONTH TREASURY BILLS 32 nd issue	856,430,800	3,574,832	5.49%	2.00%	88,000	2
10 3 MONTH TREASURY BILLS 89 th issue	745,327,830	3,110,928	4.78%	1.74%	75,200	8
11 12 MONTH TREASURY BILLS 33 rd issue	582,575,320	2,431,569	3.74%	1.36%	60,300	2
12 3 MONTH TREASURY BILLS 87 th issue	549,595,831	2,294,046	3.53%	1.29%	55,011	3
13 12 MONTH TREASURY BILLS 28 th issue	524,905,780	2,190,907	3.37%	1.23%	52,700	3
14 12 MONTH TREASURY BILLS 31 st issue	476,854,200	1,990,461	3.06%	1.11%	48,718	3
15 1 MONTH TREASURY BILLS 229 th issue	399,382,000	1,666,989	2.56%	0.93%	40,000	2
16 12 MONTH TREASURY BILLS 29 th issue	237,672,000	992,095	1.52%	0.56%	24,000	1
17 1 MONTH TREASURY BILLS 228 th issue	199,832,000	834,087	1.28%	0.47%	20,000	1
18 1 MONTH TREASURY BILLS 232 nd issue	0	0	0.00%	0.00%	0	0
19 1 MONTH TREASURY BILLS 233 rd issue	0	0	0.00%	0.00%	0	0
20 1 MONTH TREASURY BILLS 234 th issue	0	0	0.00%	0.00%	0	0
21 6 MONTH TREASURY BILLS 37 th issue	0	0	0.00%	0.00%	0	0
22 3 MONTH TREASURY BILLS 90 th issue	0	0	0.00%	0.00%	0	0
Total market maker trading segment*	42,767,357,688	178,507,906	-	100.00%	4,247,324	127

*special segment for trading in securities by Republic of Slovenia.

Structure of turnover by securities in October 2005



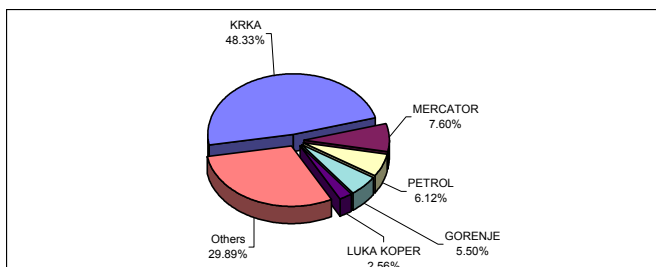
Structure of turnover by securities - all markets - October 2005



C4) MOST TRADED SECURITIES IN OCTOBER 2005

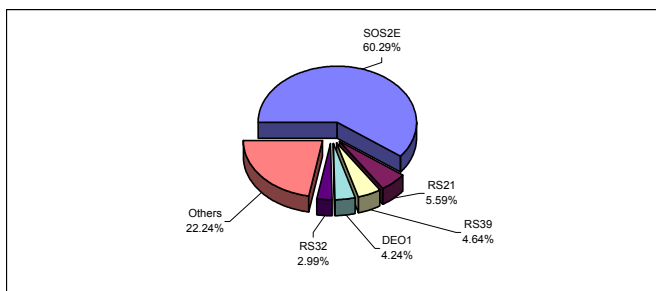
MOST TRADED SHARES

Issuer	Turnover (in SITm) - order book trades only	Market capitalisation as of 31 Oct 2005 (in SITm)	Number of bargains - order book trades only
KRKA	4,596	337,990	1,968
MERCATOR	722	120,309	501
PETROL	582	127,347	615
GORENJE	523	69,434	493
LUKA KOPER	244	50,853	236
Others	2,842	861,596	9,992
Total	9,508	1,567,530	13,805



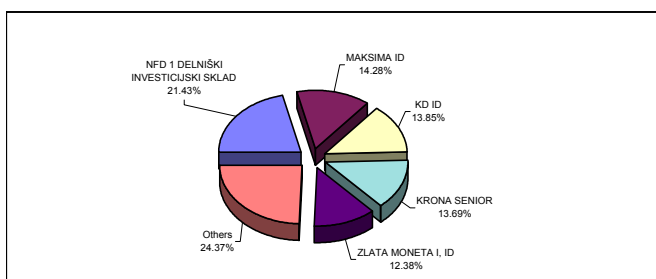
MOST TRADED BONDS

Issuer	Turnover (in SITm) - order book trades only	Market capitalisation as of 31 Oct 2005 (in SITm)	Number of bargains - order book trades only
SLOVENSKA ODŠKODNINSKA DRUŽBA 2 nd issue	917	142,964	291
REPUBLIKA SLOVENIJA 21 st issue	85	6,081	4
REPUBLIKA SLOVENIJA 39 th issue	71	12,664	323
DEOS 1 st issue	65	1,344	9
REPUBLIKA SLOVENIJA 32 nd issue	46	6,281	4
Others	338	1,204,254	178
Total	1,521	1,373,589	809



MOST TRADED INVESTMENT FUNDS

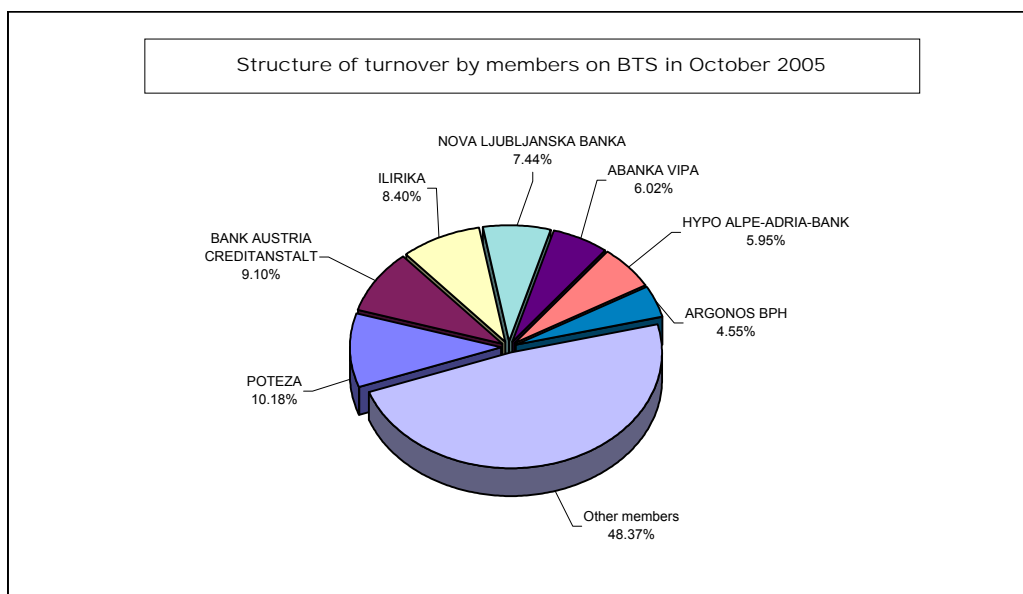
INVESTMENT FUNDS	Turnover (in SITm) - order book trades only	Market capitalisation as of 31 Oct 2005 (in SITm)	Number of bargains - order book trades only
NFD 1 DELNIŠKI INVESTICIJSKI SKLAD	226	49,529	686
MAKSIMA ID	151	17,917	511
KD ID	146	20,239	605
KRONA SENIOR	144	11,267	236
ZLATA MONETA I, ID	131	17,585	360
Others	257	43,616	2,524
Total	1,055	160,152	4,922



C5) TURNOVER BY LJSE MEMBERS

TURNOVER BY MEMBERS ON BTS IN OCTOBER 2005

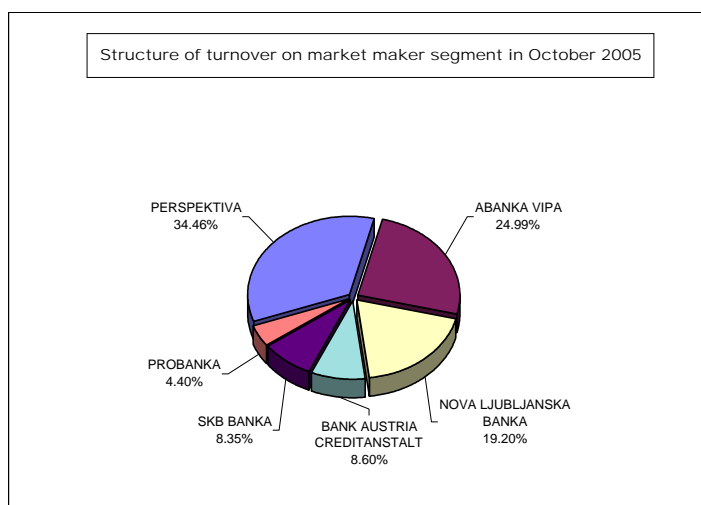
	Member	Official market (in SIT)	Semi-official market (in SIT)	Total (in SIT)	Share in turnover
1	POTEZA	1,243,184,924	1,215,998,014	2,459,182,938	10.18%
2	BANK AUSTRIA CREDITANSTALT	2,098,161,921	101,328,197	2,199,490,118	9.10%
3	ILIRIKA	1,602,134,135	427,230,349	2,029,364,484	8.40%
4	NOVA LJUBLJANSKA BANKA	1,104,197,763	694,368,150	1,798,565,913	7.44%
5	ABANKA VIPA	1,018,020,549	436,775,437	1,454,795,986	6.02%
6	HYPO ALPE-ADRIA-BANK	709,826,720	728,388,926	1,438,215,646	5.95%
7	ARGONOS BPH	721,380,579	377,990,858	1,099,371,437	4.55%
8	MARIBORSKA BPH	747,726,180	239,366,381	987,092,561	4.08%
9	GBD GORENJSKA BORZNO POSREDNIŠKA DRUŽBA	476,996,237	468,591,323	945,587,560	3.91%
10	PUBLIKUM	855,776,477	80,476,565	936,253,042	3.87%
11	PROBANKA	675,432,794	250,110,604	925,543,398	3.83%
12	KD BPD	887,646,462	24,548,246	912,194,708	3.77%
13	CERTIUS BPH	567,082,579	335,783,034	902,865,613	3.74%
14	MEDVEŠEK PUŠNIK	592,885,875	203,589,820	796,475,695	3.30%
15	CELJSKA BORZNO-POSREDNIŠKA HIŠA	459,109,216	275,387,958	734,497,174	3.04%
16	RAIFFEISEN KREKOVA BANKA	456,135,155	249,293,315	705,428,470	2.92%
17	DEŽELNA BANKA SLOVENIJE	509,064,244	141,289,123	650,353,367	2.69%
18	PERSPEKTIVA BPD	487,393,711	131,770,966	619,164,677	2.56%
19	PFCI	376,029,349	176,199,468	552,228,817	2.28%
20	SKB BANKA	523,273,147	15,957,799	539,230,946	2.23%
21	FACTOR BANKA	239,198,422	292,542,676	531,741,098	2.20%
22	BANKA KOPER	209,957,681	33,137,639	243,095,320	1.01%
23	VERITAS BH	63,364,307	134,235,952	197,600,259	0.82%
24	MOJA DELNICA BPH	112,782,192	76,966,803	189,748,995	0.79%
25	PM&A BPD	92,115,059	74,027,198	166,142,257	0.69%
26	B P H	31,570,138	102,065,341	133,635,479	0.55%
27	GORENJSKA BANKA	7,035,430	13,000,856	20,036,286	0.08%
	TOTAL	16,867,481,246	7,300,420,998	24,167,902,244	100.00%



TURNOVER ON MARKET MAKERS SEGMENT* IN
OCTOBER 2005

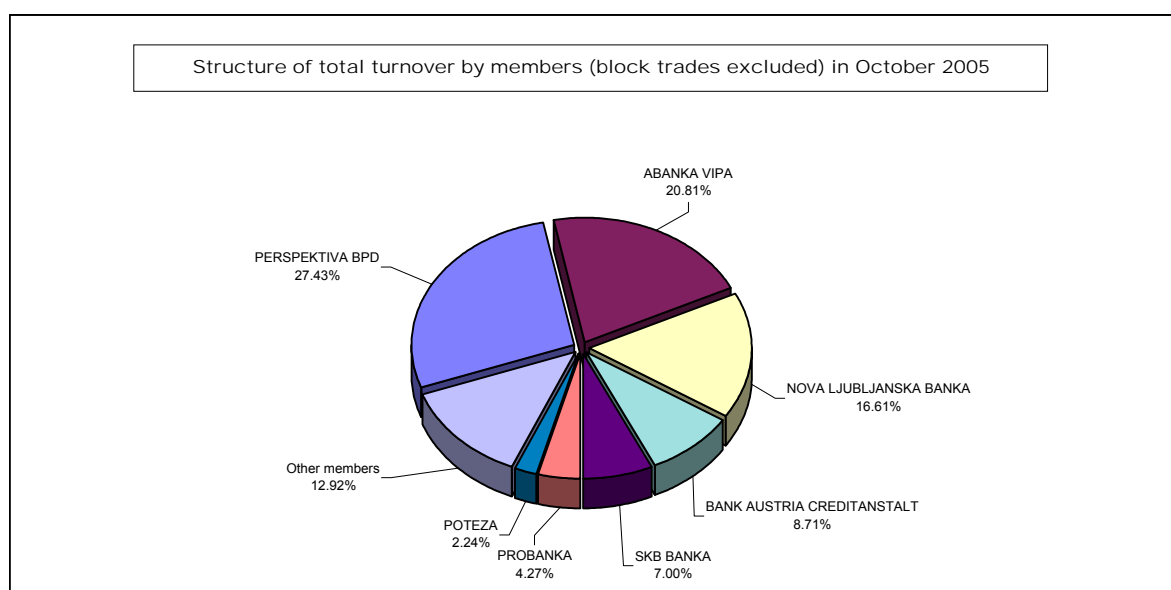
	Market maker	Turnover on market maker segment	Share in turnover
1	PERSPEKTIVA	29,474,914,547	34.46%
2	ABANKA VIPA	21,379,031,892	24.99%
3	NOVA LJUBLJANSKA BANKA	16,419,548,864	19.20%
4	BANK AUSTRIA CREDITANSTALT	7,355,683,060	8.60%
5	SKB BANKA	7,141,851,221	8.35%
6	PROBANKA	3,763,685,791	4.40%
	TOTAL	85,534,715,375	100.00%

*special segment for trading in securities issued by Republic of Slovenia.



TOTAL TURNOVER BY MEMBERS (BLOCK TRADES EXCLUDED) IN OCTOBER 2005

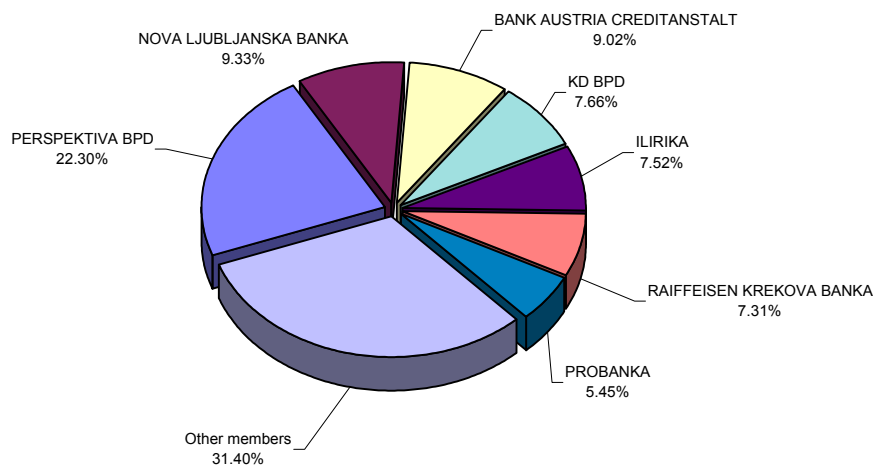
Member	Turnover with equity securities via BTS	Turnover with debt securities via BTS	Turnover with debt securities on market maker segment	Total (in SIT)	Share in total turnover
1 PERSPEKTIVA BPD	504,165,797	114,998,881	29,474,914,547	30,094,079,225	27.43%
2 ABANKA VIPA	1,261,361,924	193,434,062	21,379,031,892	22,833,827,878	20.81%
3 NOVA LJUBLJANSKA BANKA	1,252,168,212	546,397,701	16,419,548,864	18,218,114,777	16.61%
4 BANK AUSTRIA CREDITANSTALT	2,186,223,342	13,266,775	7,355,683,060	9,555,173,177	8.71%
5 SKB BANKA	532,724,675	6,506,271	7,141,851,221	7,681,082,167	7.00%
6 PROBANKA	754,402,316	171,141,082	3,763,685,791	4,689,229,189	4.27%
7 POTEZA	2,114,463,372	344,719,566		2,459,182,938	2.24%
8 ILIRIKA	1,812,168,301	217,196,183		2,029,364,484	1.85%
9 HYPO ALPE-ADRIA-BANK	954,661,037	483,554,610		1,438,215,647	1.31%
10 ARGONOS BPH	1,078,864,628	20,506,808		1,099,371,436	1.00%
11 MARIBORSKA BPH	765,395,303	221,697,257		987,092,560	0.90%
12 GBD GORENJSKA BORZNO POSREDNIŠKA DRUŽBA	805,924,142	139,663,418		945,587,560	0.86%
13 PUBLIKUM	903,665,952	32,587,090		936,253,042	0.85%
14 KD BPD	902,288,016	9,906,691		912,194,707	0.83%
15 CERTIUS BPH	890,249,017	12,616,596		902,865,613	0.82%
16 MEDVEŠEK PUŠNIK	723,505,206	72,970,489		796,475,695	0.73%
17 CELJSKA BORZNO-POSREDNIŠKA HIŠA	672,651,068	61,846,106		734,497,174	0.67%
18 RAIFFEISEN KREKOVA BANKA	620,994,852	84,433,619		705,428,471	0.64%
19 DEŽELNA BANKA SLOVENIJE	642,843,124	7,510,243		650,353,367	0.59%
20 PFCI	518,292,310	33,936,507		552,228,817	0.50%
21 FACTOR BANKA	393,152,127	138,588,972		531,741,099	0.48%
22 BANKA KOOPER	227,949,855	15,145,465		243,095,320	0.22%
23 VERITAS BH	140,168,348	57,431,911		197,600,259	0.18%
24 MOJA DELNICA BPH	179,619,554	10,129,442		189,748,996	0.17%
25 PM&A BPD	164,904,586	1,237,672		166,142,258	0.15%
26 B P H	104,086,429	29,549,050		133,635,479	0.12%
27 GORENJSKA BANKA	19,201,851	834,435		20,036,286	0.02%
TOTAL	21,126,095,344	3,041,806,902	85,534,715,375	109,702,617,621	100.00%



TURNOVER BY MEMBERS WITH BLOCK TRADES IN OCTOBER 2005

	Member	Official market (in SIT)	Semi-official market (in SIT)	Total (in SIT)	Share in turnover
1	PERSPEKTIVA BPD	4,757,903,900	100,049,026	4,857,952,926	22.30%
2	NOVA LJUBLJANSKA BANKA	450,804,502	1,582,922,705	2,033,727,207	9.33%
3	BANK AUSTRIA CREDITANSTALT	1,965,818,000	0	1,965,818,000	9.02%
4	KD BPD	1,669,377,481	0	1,669,377,481	7.66%
5	ILIRIKA	1,204,550,000	433,613,275	1,638,163,275	7.52%
6	RAIFFEISEN KREKOVA BANKA	136,000,000	1,456,892,783	1,592,892,783	7.31%
7	PROBANKA	261,215,756	926,951,430	1,188,167,186	5.45%
8	HYPO ALPE-ADRIA-BANK	1,138,906,771	30,834,383	1,169,741,154	5.37%
9	SKB BANKA	925,787,173	0	925,787,173	4.25%
10	CERTIUS BPH	0	916,501,500	916,501,500	4.21%
11	FACTOR BANKA	395,886,064	473,172,695	869,058,759	3.99%
12	ABANKA VIPA	727,421,037	30,809,988	758,231,025	3.48%
13	ARGONOS BPH	101,269,000	616,000,000	717,269,000	3.29%
14	PFCI	158,500,000	344,200,000	502,700,000	2.31%
15	PUBLIKUM	408,094,027	0	408,094,027	1.87%
16	CELJSKA BORZNO-POSREDNIŠKA HIŠA	0	300,164,280	300,164,280	1.38%
17	MARIBORSKA BPH	107,686,057	30,809,988	138,496,045	0.64%
18	BANKA KOPER	69,594,000	0	69,594,000	0.32%
19	DEŽELNA BANKA SLOVENIJE	33,570,000	0	33,570,000	0.15%
20	POTEZA	31,500,000	0	31,500,000	0.14%
	TOTAL	14,543,883,768	7,242,922,053	21,786,805,821	100.00%

Structure of turnover by members with block trades in October 2005



C6) TURNOVER IN YEARS 2004 AND 2005

MONTHLY TURNOVER ON OFFICIAL AND SEMI-OFFICIAL MARKET

Year 2004	Number of trading days	Turnover - block trades excluded (in SIT)		average	Number of bargains - block trades excluded	
		per month	average per day	per bargain	per month	average per day
October	21	13,301,018,619	633,381,839	611,738	21,743	1,035
November	21	17,999,246,461	857,106,974	457,368	39,354	1,874
December	22	21,385,763,024	972,080,137	670,505	31,895	1,450
TOTAL	255	200,120,895,649			351,760	
AVERAGE 2004	21	16,676,741,304	784,787,826	568,913	29,313	1,379
Year 2005						
January	21	16,678,292,243	794,204,393	692,591	24,081	1,147
February	19	12,139,092,459	638,899,603	484,285	25,066	1,319
March	22	14,402,074,516	654,639,751	543,700	26,489	1,204
April	20	9,598,819,495	479,940,975	477,672	20,095	1,005
May	21	8,016,316,752	381,729,369	378,057	21,204	1,010
June	20	9,131,615,692	456,580,785	510,175	17,899	895
July	21	8,842,621,362	421,077,208	607,991	14,544	693
August	22	6,730,987,838	305,953,993	375,907	17,906	814
September	22	14,370,347,953	653,197,634	662,808	21,681	986
October	20	12,083,951,122	604,197,556	618,548	19,536	977
TOTAL	208	111,994,119,432			208,501	
AVERAGE 2005	21	11,199,411,943	538,433,267	537,139	20,850	1,002

TURNOVER BY SECURITIES ON ALL MARKETS OF LJUBLJANA STOCK EXCHANGE IN YEARS 1996 - 2005

Total turnover and number of bargains

Year	Number of trading days	Turnover - block trades excluded (in SIT)		average	Number of bargains - block trades excluded	
		per year	average per day	per bargain	per year	average per day
2005	208	111,994,119,432	538,433,267	537,139	208,501	1,002
2004	255	200,120,895,649	784,787,826	568,913	351,760	1,379
2003	249	163,945,275,779	658,414,762	481,368	340,582	1,368
2002	247	262,021,510,619	1,060,815,832	580,657	451,250	1,827
2001	247	151,205,155,533	612,166,622	474,525	318,645	1,290
2000	249	114,061,732,862	458,079,248	288,556	395,284	1,587
1999	254	135,196,321,286	532,268,981	303,154	445,966	1,756
1998	252	108,453,171,187	430,369,727	457,514	237,049	941
1997	249	79,416,728,827	318,942,686	566,647	140,152	563
1996	240	86,864,908,427	361,937,118	661,813	131,253	547

MONTHLY TURNOVER ON MARKET MAKER SEGMENT*

Year 2005	Number of	Turnover (in SIT)		average	Number of bargains	
Month	trading days	per month	average per day	per bargain	per month	average per day
September	20	68,412,146,558	3,420,607,328	342,060,733	200	10
October	20	42,767,357,688	2,138,367,884	336,750,848	127	6
TOTAL	40	111,179,504,246			327	
AVERAGE 2005	20	55,589,752,123	2,779,487,606	339,998,484	164	8

*special segment for trading in securities issued by Republic of Slovenia.

MONTHLY TURNOVER WITH BLOCK TRADES

Year 2004	Number of	Turnover (in SIT)		average	Number of bargains	
Month	trading days	per month	average per day	per bargain	per month	average per day
October	21	12,994,236,544	618,773,169	112,019,281	116	6
November	21	15,147,322,206	721,301,057	121,178,578	125	6
December	22	29,995,956,878	1,363,452,585	178,547,362	168	8
TOTAL	255	196,531,035,743			1,308	
AVERAGE 2004	21	16,377,586,312	770,709,944	150,253,085	109	5
Year 2005						
January	21	12,890,376,416	613,827,448	144,835,690	89	4
February	19	33,076,400,449	1,740,863,182	348,172,636	95	5
March	22	15,558,118,253	707,187,193	169,109,981	92	4
April	20	23,457,838,233	1,172,891,912	227,746,002	103	5
May	21	27,958,717,629	1,331,367,506	220,147,383	127	6
June	20	41,405,483,088	2,070,274,154	276,036,554	150	8
July	21	19,034,997,144	906,428,435	158,624,976	120	6
August	22	28,409,343,779	1,291,333,808	244,908,136	116	5
September	22	16,361,452,130	743,702,370	127,823,845	128	6
October	20	10,893,402,911	544,670,146	119,707,724	91	5
TOTAL	208	229,046,130,032			1,111	
AVERAGE 2005	21	22,904,613,003	1,101,183,317	206,162,133	111	5

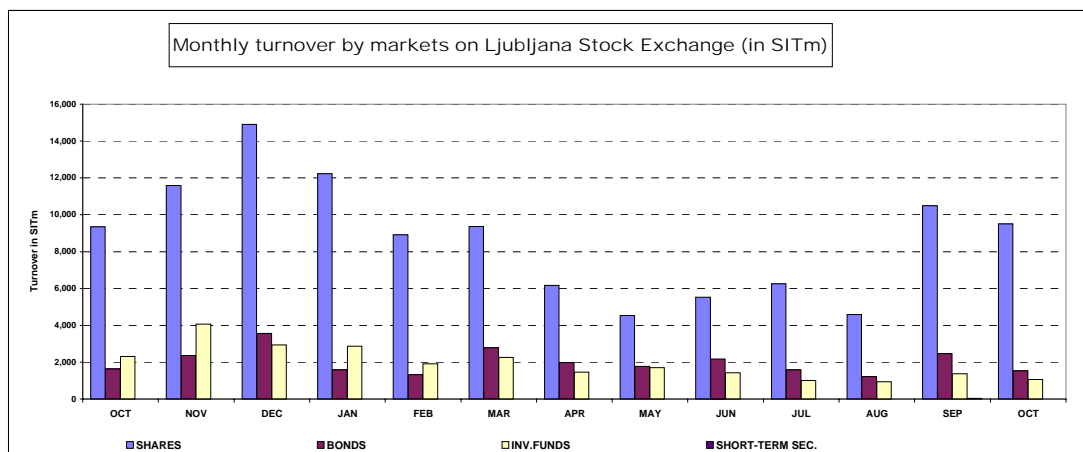
STRUCTURE OF TURNOVER

MONTHLY TURNOVER (BLOCK AND TUVL TRADES EXCLUDED) BY MARKETS ON LJUBLJANA STOCK EXCHANGE (in SIT)

YEAR 2004	OFFICIAL MARKET		SEMI-OFFICIAL MARKET		INVESTMENT FUNDS	SHORT-TERM SECURITIES	TOTAL
	SHARES	BONDS	SHARES	BONDS			
October	7,438,428,137	756,912,085	1,913,548,126	881,055,156	2,311,075,116	0	13,301,018,620
November	8,318,029,039	1,076,142,458	3,263,802,501	1,284,667,880	4,056,604,582	0	17,999,246,460
December	11,658,171,511	1,818,584,157	3,243,110,522	1,735,984,292	2,929,912,542	0	21,385,763,024
TOTAL 2004	106,074,169,180	13,755,958,285	29,883,616,471	14,107,073,022	36,300,078,691	0	200,120,895,649
Year 2005							
January	9,821,149,025	654,978,123	2,411,623,773	917,577,327	2,872,963,995	0	16,678,292,243
February	6,996,703,902	596,533,292	1,913,937,981	717,291,796	1,914,625,487	0	12,139,092,458
March	7,243,251,790	749,583,590	2,118,109,883	2,030,835,109	2,260,294,144	0	14,402,074,516
April	4,713,076,306	739,993,982	1,446,988,930	1,242,339,054	1,456,421,222	0	9,598,819,494
May	3,125,319,635	760,298,496	1,408,085,670	1,017,114,811	1,705,498,140	0	8,016,316,752
June	4,083,415,595	1,152,762,052	1,449,428,128	1,024,117,993	1,421,891,924	0	9,131,615,692
July	4,640,046,854	753,074,754	1,613,873,549	833,740,931	1,001,885,275	0	8,842,621,363
August	3,316,597,466	432,873,509	1,265,993,437	782,020,445	933,502,985	0	6,730,987,842
September	8,120,618,373	724,155,381	2,374,463,534	1,736,098,198	1,380,062,970	34,949,500	14,370,347,956
October	8,011,999,866	421,740,758	1,496,280,324	1,099,162,692	1,054,767,483	0	12,083,951,123
Total 2005	60,072,178,812	6,985,993,937	17,498,785,209	11,400,298,356	16,001,913,625	34,949,500	111,994,119,439

MONTHLY TURNOVER (BLOCK AND TUVL TRADES EXCLUDED) BY SECURITIES ON LJUBLJANA STOCK EXCHANGE (in SIT)

YEAR 2004	SHARES	BONDS	INVESTMENT FUNDS	SHORT-TERM SECURITIES	TOTAL
October	9,351,976,263	1,637,967,241	2,311,075,116	0	13,301,018,620
November	11,581,831,540	2,360,810,338	4,056,604,582	0	17,999,246,460
December	14,901,282,033	3,554,568,449	2,929,912,542	0	21,385,763,024
TOTAL 2004	135,957,785,651	27,863,031,307	36,300,078,691	0	200,120,895,649
Year 2005					
January	12,232,772,798	1,572,555,450	2,872,963,995	0	16,678,292,243 SIT
February	8,910,641,883	1,313,825,088	1,914,625,487	0	12,139,092,458 SIT
March	9,361,361,673	2,780,418,699	2,260,294,144	0	14,402,074,516 SIT
April	6,160,065,236	1,982,333,036	1,456,421,222	0	9,598,819,494 SIT
May	4,533,405,305	1,777,413,307	1,705,498,140	0	8,016,316,752 SIT
June	5,532,843,723	2,176,880,045	1,421,891,924	0	9,131,615,692 SIT
July	6,253,920,403	1,586,815,685	1,001,885,275	0	8,842,621,363 SIT
August	4,582,590,903	1,214,893,954	933,502,985	0	6,730,987,842 SIT
September	10,495,081,907	2,460,253,579	1,380,062,970	34,949,500	14,370,347,956 SIT
October	9,508,280,190	1,520,903,450	1,054,767,483	0	12,083,951,123 SIT
Total 2005	77,570,964,021	18,386,292,293	16,001,913,625	34,949,500	111,994,119,439 SIT



D) MARKET CAPITALISATION

MARKET CAPITALISATION - OFFICIAL MARKET (in SIT)

	31 Oct 2004	31 Dec 2004	30 Sep 2005	31 Oct 2005	Index 31 Oct 2005 / 30 Sep 2005	Index 31 Oct 2005 / 31 Dec 2004	Index 31 Oct 2005 / 31 Oct 2004	Share
SHARES	1,210,116,781,632	1,232,947,810,739	1,068,695,538,319	1,140,409,984,461	107	92	94	50.53%
PRIME MARKET SHARES				739,629,804,446	-	-	-	64.86%
OTHER SHARES				400,780,180,015	-	-	-	35.14%
Banks	2,480,000,000	2,560,000,000	2,574,552,500	2,515,139,750	98	98	101	0.22%
Companies	1,207,636,781,632	1,230,387,810,739	1,066,120,985,819	1,137,894,844,711	107	92	94	99.78%
BONDS	862,882,460,120	891,837,016,901	1,104,345,594,855	1,116,640,732,732	101	125	129	49.47%
State	730,270,508,891	757,866,753,249	959,741,643,412	973,953,778,343	101	129	133	87.22%
Banks	115,045,520,047	116,709,266,668	131,438,050,395	129,589,340,711	99	111	113	11.61%
Companies	17,566,431,182	17,260,996,984	13,165,901,048	13,097,613,678	99	76	75	1.17%
TOTAL	2,072,999,241,752	2,124,784,827,640	2,173,041,133,174	2,257,050,717,192	104	106	109	100.00%

MARKET CAPITALISATION - SEMI-OFFICIAL MARKET (in SIT)

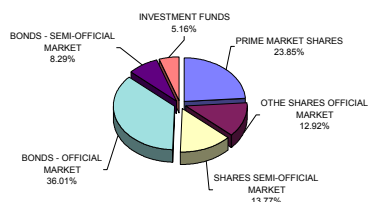
	31 Oct 2004	31 Dec 2004	30 Sep 2005	31 Oct 2005	Index 31 Oct 2005 / 30 Sep 2005	Index 31 Oct 2005 / 31 Dec 2004	Index 31 Oct 2005 / 31 Oct 2004	Share
SHARES	468,603,998,631	472,880,948,071	423,509,932,504	427,120,200,425	101	90	91	50.59%
Companies	468,603,998,631	472,880,948,071	423,509,932,504	427,120,200,425	101	90	91	100.00%
BONDS	189,638,563,138	214,735,283,245	251,714,208,063	256,948,187,541	102	120	135	30.44%
State	139,220,508,268	137,373,342,977	142,800,362,023	144,569,828,798	101	105	104	56.26%
Banks	37,237,658,416	50,774,141,280	64,340,237,446	67,704,883,347	105	133	182	26.35%
Companies	5,986,483,454	19,395,514,987	36,761,067,844	36,861,006,387	100	190	616	14.35%
Insurance companies	7,193,913,000	7,192,284,000	7,812,540,750	7,812,469,008	100	-	-	3.04%
INVESTMENT FUNDS	229,515,706,845	237,376,322,682	162,245,972,737	160,152,363,572	99	67	70	18.97%
TOTAL *	887,758,268,614	924,992,553,998	837,470,113,305	844,220,751,538	101	91	95	-
TOTAL SHARES	1,678,720,780,263	1,705,828,758,811	1,492,205,470,823	1,567,530,184,886	105	92	93	-
TOTAL BONDS	1,052,521,023,258	1,106,572,300,145	1,356,059,802,918	1,373,588,920,273	101	124	131	-
INVESTMENT FUNDS	229,515,706,845	237,376,322,682	162,245,972,737	160,152,363,572	99	67	70	-
TOTAL CAPITALISATION (SHARES)	1,678,720,780,263	1,705,828,758,811	1,492,205,470,823	1,567,530,184,886	105	92	93	-

On 31 Oct 2005, the total market capitalisation of all shares traded, without investment funds, on the Ljubljana Stock Exchange (SIT 1,567.5 billion) corresponded to 25.3 % of GDP in 2004 - SIT 6,191 billion (at current prices; as reported by the Statistical Office of the Republic of Slovenia).

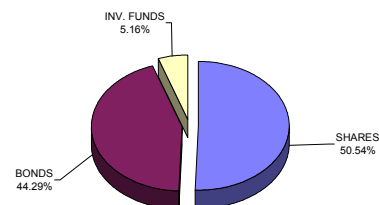
EXCHANGE RATES:

1USD= 188.0003 SIT as of 30 Oct 2004	1USD=176.2427 SIT as of 31 Dec 2004	1USD=188.702 SIT as of 30 Sep 2005	1USD=197.2381 SIT as of 29 Oct 2005
1EUR=239.7944 SIT as of 30 Oct 2004	1EUR=239.7430 SIT as of 31 Dec 2004	1EUR=239.575 SIT as of 30 Sep 2005	1EUR=239.6246 SIT as of 29 Oct 2005

Structure of market capitalisation by markets and by type of securities as of 31 Oct 2005



Structure of market capitalisation by type of securities as of 31 Oct 2005



D1) MARKET CAPITALISATION OF SHARES - OFFICIAL MARKET

Issue	Number of shares traded	Number of issued shares	Share of traded shares	Price as of 28 Oct 2005	Market capitalisation as of 31 Oct 2005 (in SIT)	Market capitalisation as of 31 Oct 2005 (in EUR)	Market capitalisation as of 31 Oct 2005 (in USD)
Common shares	-	-	-	-	1,137,894,844,711	4,748,656,209	5,769,143,207
PRIME MARKET SHARES					739,629,804,446	3,086,618,838	3,749,933,732
1 KRKA	3,542,612	3,542,612	100.00%	95,407 SIT	337,990,372,771	1,410,499,476	1,713,616,045
2 PETROL	2,086,301	2,086,301	100.00%	61,040 SIT	127,347,374,917	531,445,331	645,653,020
3 MERCATOR	3,208,504	3,208,504	100.00%	37,497 SIT	120,309,402,828	502,074,507	609,970,400
4 GORENJE	12,200,000	12,200,000	100.00%	5,691 SIT	69,434,470,000	289,763,530	352,033,760
5 INTEREUROPA	7,902,413	7,902,413	100.00%	5,450 SIT	43,067,992,802	179,731,099	218,355,342
6 MERKUR	1,214,585	1,214,585	100.00%	34,152 SIT	41,480,191,128	173,104,895	210,305,165
OTHER SHARES					398,265,040,265	1,662,037,371	2,019,209,475
1 SAVA	2,006,987	2,006,987	100.00%	43,540 SIT	87,383,652,024	364,668,953	443,036,371
2 PIVOVARNA LAŠKO	8,576,801	8,576,801	100.00%	7,379 SIT	63,291,216,459	264,126,540	320,887,377
3 LUKA KOPER	7,140,000	7,140,000	100.00%	7,122 SIT	50,852,508,000	212,217,393	257,822,946
4 DROGA KOLINSKA	14,382,915	14,382,915	100.00%	3,033 SIT	43,616,333,567	182,019,432	221,135,438
5 ISTRABENZ	5,180,000	5,180,000	100.00%	7,825 SIT	40,533,759,000	169,155,250	205,506,740
6 AERODROM	1,936,229	1,936,229	100.00%	10,421 SIT	20,177,539,220	84,204,790	102,300,414
7 DELO	667,464	667,464	100.00%	29,235 SIT	19,513,116,475	81,432,025	98,931,781
8 TERME ČATEŽ	597,916	597,916	100.00%	30,758 SIT	18,390,897,640	76,748,788	93,242,115
9 SALUS	134,980	134,980	100.00%	123,115 SIT	16,618,113,992	69,350,618	84,254,077
10 ETOL	254,619	254,619	100.00%	48,000 SIT	12,221,712,000	51,003,578	61,964,255
11 ŽITO	353,715	353,715	100.00%	29,180 SIT	10,321,315,271	43,072,853	52,329,217
12 COMET	1,700,688	1,700,688	100.00%	2,300 SIT	3,911,412,331	16,323,083	19,830,917
13 MLINOTEST	2,389,177	2,389,177	100.00%	1,420 SIT	3,392,631,340	14,158,110	17,200,690
14 KOMPAS MTS	2,973,005	2,973,005	100.00%	850 SIT	2,527,054,250	10,545,888	12,812,201
15 DELO PRODAJA	593,549	593,549	100.00%	4,000 SIT	2,374,196,000	9,907,981	12,037,208
16 EMONA OBALA KOPER	1,741,456	1,741,456	100.00%	899 SIT	1,565,568,944	6,533,423	7,937,457
17 GEODETSKI ZAVOD SLOVENIJE	379,820	379,820	100.00%	2,350 SIT	892,577,000	3,724,897	4,525,378
18 NIKA	186,695	186,695	100.00%	3,650 SIT	681,436,750	2,843,768	3,454,894
Preferred shares	-	-	-	-	2,515,139,750	10,496,167	12,751,795
1 PROBANKA	396,085	400,000	99.02%	6,350 SIT	2,515,139,750	10,496,167	12,751,795
TOTAL SHARES	-	-	-	-	1,140,409,984,461	4,759,152,376	5,781,895,001

EXCHANGE RATES	1 USD=	197.2381	SIT as of 31 Oct 2005
	1 EUR=	239.6246	SIT as of 31 Oct 2005

MARKET CAPITALISATION OF SHARES - SEMI-OFFICIAL MARKET

Issue	Number of shares traded	Number of issued shares	Share of traded shares	Price as of 28 Oct 2005	Market capitalisation as of 31 Oct 2005 (in SIT)	Market capitalisation as of 31 Oct 2005 (in EUR)	Market capitalisation as of 31 Oct 2005 (in USD)
Common shares	-	-	-	-	423,861,028,473	1,768,854,402	2,148,981,502
1 HELIOS, DOMŽALE	219,861	219,861	100.00%	194,979 SIT	42,868,253,734	178,897,549	217,342,662
2 ZVON ENA HOLDING	12,431,743	12,431,743	100.00%	1,880 SIT	23,371,676,840	97,534,547	118,494,737
3 NFD HOLDING	31,859,997	31,859,997	100.00%	718 SIT	22,877,708,046	95,473,119	115,990,308
4 KD GROUP	186,436	186,436	100.00%	120,600 SIT	22,484,181,600	93,830,857	113,995,124
5 LESNINA	76,495	76,495	100.00%	270,000 SIT	20,653,650,000	86,191,693	104,714,302
6 CINKARNA CELJE	812,477	814,626	99.74%	24,202 SIT	19,663,568,354	82,059,890	99,694,574
7 AKTIVA INVEST	815,773	815,773	100.00%	23,851 SIT	19,457,001,823	81,197,848	98,647,279
8 KD HOLDING	1,373,534	1,373,534	100.00%	13,002 SIT	17,858,689,068	74,527,778	90,543,810
9 JUTEKS	641,432	641,432	100.00%	24,739 SIT	15,868,116,847	66,220,734	80,451,580
10 INFOND HOLDING	16,833,414	16,833,414	100.00%	897 SIT	15,098,899,021	63,010,638	76,551,635
11 ISKRA AVTOELEKTRIKA	1,608,313	1,608,313	100.00%	9,054 SIT	14,561,038,660	60,766,043	73,824,675
12 AKTIVA NALOŽBE	13,591,508	13,591,508	100.00%	950 SIT	12,912,476,260	53,886,272	65,466,440
13 BELINKA	2,702,532	2,702,532	100.00%	4,327 SIT	11,693,855,964	48,800,732	59,288,018
14 DZS	1,429,368	1,686,384	84.76%	5,500 SIT	7,861,666,937	32,808,263	39,858,764
15 TRIGLAV, FINANČNA DRUŽBA	6,356,989	6,356,989	100.00%	1,150 SIT	7,310,537,350	30,508,292	37,064,529
16 ARKADA HOLDING	6,640,325	6,640,325	100.00%	1,050 SIT	6,973,005,283	29,099,705	35,353,237
17 VIPA HOLDING	7,347,565	7,347,565	100.00%	893 SIT	6,561,375,545	27,381,895	33,266,268
18 MAKSIMA HOLDING	6,399,850	6,399,850	100.00%	845 SIT	5,407,553,258	22,566,770	27,416,373
19 CETIS	200,000	200,000	100.00%	26,950 SIT	5,390,000,000	22,493,517	27,327,377
20 ZVON DVA HOLDING	14,120,934	14,120,934	100.00%	382 SIT	5,387,701,158	22,483,923	27,315,722
21 GRAND HOTEL UNION	1,814,613	1,814,613	100.00%	2,900 SIT	5,262,377,700	21,960,924	26,680,331
22 TRIGLAV NALOŽBE	13,182,366	13,182,366	100.00%	380 SIT	5,009,299,080	20,904,778	25,397,218
23 ETRA 33	45,423	45,423	100.00%	99,100 SIT	4,501,419,300	18,785,297	22,822,261
24 KS2 NALOŽBE	4,353,967	4,353,967	100.00%	981 SIT	4,271,241,627	17,824,721	21,655,256
25 HOTELI PALACE	2,346,102	2,346,102	100.00%	1,600 SIT	3,753,763,200	15,665,183	19,031,633
26 MEDALJON	1,734,000	1,734,000	100.00%	2,100 SIT	3,641,400,000	15,196,269	18,461,950
27 ZLATA MONETA II	8,232,861	8,232,861	100.00%	428 SIT	3,519,712,735	14,688,445	17,844,994
28 SLOVENIJALES	273,377	273,604	99.92%	12,500 SIT	3,417,212,500	14,260,692	17,325,316
29 SATURNUS EMBALAŽA	84,064	84,064	100.00%	40,065 SIT	3,368,024,160	14,055,419	17,075,931
30 MAKSIMA INVEST	7,451,949	7,451,949	100.00%	450 SIT	3,353,377,050	13,994,294	17,001,670
31 SWATY	288,940	288,940	100.00%	11,500 SIT	3,322,810,000	13,866,732	16,846,694
32 TOVARNA SLADKORJA ORMOŽ	497,163	497,163	100.00%	6,500 SIT	3,231,559,500	13,485,925	16,384,053
33 TOSAMA	295,670	295,670	100.00%	10,600 SIT	3,134,102,000	13,079,216	15,889,942
34 MARINA PORTOROŽ	313,932	313,932	100.00%	9,601 SIT	3,014,061,132	12,578,263	15,281,333
35 JATA EMONA	3,197,534	3,197,534	100.00%	910 SIT	2,910,075,693	12,144,311	14,754,126
36 MITOL, SEŽANA	687,627	687,627	100.00%	4,000 SIT	2,750,508,000	11,478,404	13,945,115
37 LIV POSTOJNA	161,600	161,600	100.00%	17,000 SIT	2,747,200,000	11,464,599	13,928,343
38 GORENJSKI TISK	1,070,328	1,070,328	100.00%	2,400 SIT	2,568,787,200	10,720,048	13,023,788
39 MIP	1,478,742	1,478,742	100.00%	1,735 SIT	2,565,765,244	10,707,437	13,008,467
40 LIP BLEED	1,942,454	1,942,454	100.00%	1,170 SIT	2,272,671,180	9,484,298	11,522,476
41 POM-INVEST	2,241,983	2,241,983	100.00%	1,005 SIT	2,253,417,113	9,403,947	11,424,857
42 NAMA	953,795	953,795	100.00%	2,301 SIT	2,194,682,295	9,158,836	11,127,071
43 CERTIUS INVEST	3,091,062	3,091,062	100.00%	700 SIT	2,164,052,506	9,031,011	10,971,777
44 INTERTRADE ITS	1,260,000	1,260,000	100.00%	1,500 SIT	1,890,000,000	7,887,337	9,582,327
45 INFOND HOLDING 1	3,777,004	3,777,004	100.00%	466 SIT	1,761,745,746	7,352,107	8,932,076
46 MEDVEŠEK PUŠNIK	80,000	80,000	100.00%	22,000 SIT	1,760,000,000	7,344,822	8,923,225
47 MELAMIN	349,913	349,913	100.00%	4,999 SIT	1,749,215,087	7,299,814	8,868,546
48 HRAM HOLDING	4,346,667	4,346,667	100.00%	401 SIT	1,743,013,467	7,273,934	8,837,103
49 MODRA LINIJA HOLDING	1,882,991	1,882,991	100.00%	900 SIT	1,694,691,900	7,072,278	8,592,112
50 AKTIVA AVANT	2,951,872	2,951,872	100.00%	550 SIT	1,623,529,600	6,775,304	8,231,318
51 COLOR	950,391	950,391	100.00%	1,701 SIT	1,616,710,130	6,746,845	8,196,744
52 VIZIJA HOLDING	2,277,503	2,277,503	100.00%	700 SIT	1,594,252,100	6,653,124	8,082,881
53 PLAMA - PUR	686,798	686,798	100.00%	2,255 SIT	1,548,729,490	6,463,149	7,852,081
54 HIDROTEHNIK	384,472	384,472	100.00%	3,800 SIT	1,460,993,600	6,097,010	7,407,259
55 VIZIJA HOLDING ENA	2,129,725	2,129,725	100.00%	600 SIT	1,277,835,000	5,332,654	6,478,642
56 MERCATA	2,891,874	2,891,874	100.00%	403 SIT	1,165,425,222	4,863,546	5,908,723
57 NIKO	35,875	35,875	100.00%	32,000 SIT	1,148,000,000	4,790,827	5,820,376

Issue	Number of shares traded	Number of issued shares	Share of traded shares	Price as of 28 Oct 2005	Market capitalisation as of 31 Oct 2005 (in SIT)	Market capitalisation as of 31 Oct 2005 (in EUR)	Market capitalisation as of 31 Oct 2005 (in USD)
58 RTC KRVAVEC	1,155,734	1,155,734	100.00%	990 SIT	1,144,176,660	4,774,871	5,800,992
59 GEA	1,254,960	1,254,960	100.00%	840 SIT	1,054,166,400	4,399,241	5,344,639
60 GORIŠKE OPEKARNE	523,634	523,634	100.00%	2,000 SIT	1,047,268,000	4,370,453	5,309,664
61 GOZDNO GOSPODARSTVO BLED	611,900	611,900	100.00%	1,700 SIT	1,040,230,000	4,341,082	5,273,981
62 TERME DOBRNA	692,542	692,542	100.00%	1,480 SIT	1,024,962,160	4,277,366	5,196,573
63 M1	2,681,638	2,681,638	100.00%	378 SIT	1,014,463,655	4,233,554	5,143,345
64 ALPETOUR POTOVALNA AGENCIJA	374,340	385,831	97.02%	2,650 SIT	992,001,000	4,139,813	5,029,459
65 IMP KLIMAT	353,900	353,900	100.00%	2,500 SIT	884,750,000	3,692,234	4,485,695
66 FINIRA	2,179,206	2,179,206	100.00%	400 SIT	871,900,321	3,638,609	4,420,547
67 MK TISKARNA	103,954	103,954	100.00%	7,999 SIT	831,528,046	3,470,128	4,215,859
68 JADRAN	165,302	165,302	100.00%	4,600 SIT	760,389,200	3,173,252	3,855,184
69 JAVOR PIVKA	1,194,700	1,194,700	100.00%	620 SIT	740,714,000	3,091,143	3,755,431
70 IMP ČRPALKE LJUBLJANA	333,034	333,034	100.00%	2,200 SIT	732,674,800	3,057,594	3,714,672
71 KRONA HOLDING	1,287,121	1,287,121	100.00%	541 SIT	696,332,461	2,905,931	3,530,416
72 INTERTRADE ITA	69,531	69,531	100.00%	9,702 SIT	674,589,762	2,815,194	3,420,180
73 TRDNJAVA HOLDING	2,593,123	2,593,123	100.00%	252 SIT	654,244,933	2,730,291	3,317,031
74 KOŠAKI TMI	43,236	43,236	100.00%	15,000 SIT	648,540,000	2,706,483	3,288,107
75 FOND INVEST	595,241	595,241	100.00%	1,060 SIT	630,955,460	2,633,100	3,198,953
76 VELANA	1,409,645	1,409,645	100.00%	446 SIT	628,701,670	2,623,694	3,187,526
77 POM-NALOŽBE	2,296,500	2,296,500	100.00%	270 SIT	620,055,000	2,587,610	3,143,688
78 INTARA	101,000	101,000	100.00%	6,000 SIT	606,000,000	2,528,956	3,072,429
79 ŽITO INTES	2,518,194	2,518,194	100.00%	240 SIT	604,618,379	2,523,190	3,065,424
80 ŽELEZARNA RAVNE - MONTER DRAVOGRAD	336,225	336,225	100.00%	1,500 SIT	504,337,500	2,104,698	2,556,998
81 ELMO	708,000	708,000	100.00%	650 SIT	460,200,000	1,920,504	2,333,221
82 LESNINA EMMI	689,490	689,490	100.00%	580 SIT	399,904,200	1,668,878	2,027,520
83 AGROKOMBINAT MARIBOR	453,956	499,291	90.92%	850 SIT	385,862,600	1,610,280	1,956,329
84 INLES	712,410	712,410	100.00%	460 SIT	327,708,600	1,367,592	1,661,487
85 UNITAS, LJUBLJANA	173,377	173,377	100.00%	1,750 SIT	303,409,750	1,266,188	1,538,292
86 GEA COLLEGE	248,200	248,200	100.00%	1,214 SIT	301,289,980	1,257,342	1,527,545
87 TEKSTINA	1,127,293	1,127,293	100.00%	240 SIT	270,437,591	1,128,589	1,371,122
88 TRDNJAVA I HOLDING	891,750	891,750	100.00%	250 SIT	222,937,500	930,361	1,130,296
89 CREINA	38,880	38,880	100.00%	5,010 SIT	194,792,688	812,908	987,602
90 KLASJE CELJE	820,343	820,343	100.00%	233 SIT	191,221,953	798,006	969,498
91 ZDRAVILIŠČE ROGAŠKA	900,462	961,898	93.61%	210 SIT	189,097,020	789,139	958,725
92 GRADIS, GP LJUBLJANA	304,750	304,750	100.00%	600 SIT	182,850,000	763,069	927,052
93 CAPITA	315,963	315,963	100.00%	550 SIT	173,779,650	725,216	881,065
94 LIZ INŽENIRING	123,846	123,846	100.00%	1,207 SIT	149,441,253	623,647	757,669
95 SIJAJ HRASTNIK	26,880	26,880	100.00%	3,000 SIT	80,640,000	336,526	408,846
96 JELEN GOSTINSKO PODJETJE	67,798	67,798	100.00%	800 SIT	54,238,400	226,347	274,989
97 AVTOPREVOZNIŠTVO IN SERVISI	308,696	308,696	100.00%	106 SIT	32,721,776	136,554	165,900
98 EGOLES - V LIKVIDACIJI	51,399	51,399	100.00%	200 SIT	10,279,800	42,900	52,119
Preferred shares	-	-	-	-	3,259,171,952	13,601,158	16,524,049
1 PRVA POKOJNINSKA DRUŽBA	170,000	170,000	100.00%		1,700,000,000	7,094,430	8,619,024
2 KD HOLDING	266,413	266,413	100.00%	5,820 SIT	1,550,523,660	6,470,636	7,861,177
3 ZDRAVILIŠČE ROGAŠKA	27,988	30,000	93.29%	309 SIT	8,648,292	36,091	43,847
TOTAL SHARES					427,120,200,425	1,782,455,559	2,165,505,551

EXCHANGE RATES	1 USD=	197.2381 SIT as of 31 Oct 2005
	1 EUR=	239.6246 SIT as of 31 Oct 2005

D2) MARKET CAPITALISATION OF BONDS - OFFICIAL MARKET

Issue	Number of issued bonds	Price as of 28 Oct 2005	Principal amt. as of 28 Oct 2005	Currency of denomination	Market capitalisation as of 31 Oct 2005 (in SIT)	Market capitalisation as of 31 Oct 2005 (in EUR)	Market capitalisation as of 31 Oct 2005 (in USD)
1 REPUBLIKA SLOVENIJA 59 th issue	15,200,000	103.50	10,000.00	SIT	157,320,000,000	656,526,918	797,614,660
2 REPUBLIKA SLOVENIJA 60 th issue	11,600,000	100.80	10,000.00	SIT	116,928,000,000	487,963,256	592,826,639
3 REPUBLIKA SLOVENIJA 58 th issue	9,933,000	99.95	10,000.00	SIT	99,280,335,000	414,316,122	503,352,724
4 REPUBLIKA SLOVENIJA 57 th issue	9,000,000	109.28	10,000.00	SIT	98,352,000,000	410,442,000	498,646,053
5 REPUBLIKA SLOVENIJA 56 th issue	5,000,000	103.50	10,000.00	SIT	51,750,000,000	215,962,802	262,373,243
6 REPUBLIKA SLOVENIJA 51 st issue	4,447,050	103.94	10,000.00	SIT	46,222,637,700	192,896,045	234,349,437
7 REPUBLIKA SLOVENIJA 33 rd issue	248,716	149.20	511.29	EUR	45,454,549,211	189,690,663	230,455,217
8 REPUBLIKA SLOVENIJA 52 nd issue	4,000,000	107.00	10,000.00	SIT	42,800,000,000	178,612,713	216,996,615
9 REPUBLIKA SLOVENIJA 55 th issue	4,000,000	102.00	10,000.00	SIT	40,800,000,000	170,266,325	206,856,586
10 REPUBLIKA SLOVENIJA 54 th issue	3,000,000	113.70	10,000.00	SIT	34,110,000,000	142,347,655	172,938,190
11 REPUBLIKA SLOVENIJA 38 th issue	1,000,000	118.00	100.00	EUR	28,269,590,400	117,974,492	143,327,229
12 REPUBLIKA SLOVENIJA 53 rd issue	1,000,000	109.78	100.00	EUR	26,300,301,984	109,756,269	133,342,909
13 REPUBLIKA SLOVENIJA 10 th issue	5,218,961	101.00	3,461.14	SIT	18,448,103,160	76,987,518	93,532,148
14 REPUBLIKA SLOVENIJA 27 th issue	1,700,000	104.00	10,000.00	SIT	17,680,000,000	73,782,074	89,637,854
15 REPUBLIKA SLOVENIJA 50 th issue	612,818	103.00	100.00	EUR	15,121,895,987	63,106,609	76,668,230
16 REPUBLIKA SLOVENIJA 48 th issue	600,000	105.00	100.00	EUR	15,093,086,400	62,986,381	76,522,165
17 REPUBLIKA SLOVENIJA 29 th issue	550,000	108.23	100.00	EUR	14,260,930,279	59,513,632	72,303,121
18 NLB 13 th issue	117,335	120.00	100,000.00	SIT	14,080,200,000	58,759,410	71,386,816
19 REPUBLIKA SLOVENIJA 18 th issue	500,000	109.00	100.00	EUR	13,056,717,600	54,488,219	66,197,746
20 REPUBLIKA SLOVENIJA 26 th issue	500,000	108.00	100.00	EUR	12,936,931,200	53,988,327	65,590,427
21 REPUBLIKA SLOVENIJA 39 th issue	21,132,429	99.88	600.00	SIT	12,664,242,051	52,850,342	64,207,889
22 REPUBLIKA SLOVENIJA 45 th issue	1,211,249	100.00	10,000.00	SIT	12,112,490,000	50,547,773	61,410,498
23 NLB 10 th issue	108,243	105.50	100,000.00	SIT	11,419,636,500	47,656,361	57,897,721
24 NLB 9 th issue	108,474	103.00	100,000.00	SIT	11,172,822,000	46,626,356	56,646,368
25 REPUBLIKA SLOVENIJA 23 rd issue	400,000	110.00	100.00	EUR	10,541,203,200	43,990,488	53,444,052
26 NLB 17 th issue	101,694		100,000.00	SIT	10,169,400,000	42,438,881	51,559,004
27 BTC HIPOTEKARNE	400,000	105.00	100.00	EUR	10,062,057,600	41,990,921	51,014,777
28 REPUBLIKA SLOVENIJA 22 nd issue	800,000	103.20	10,000.00	SIT	8,256,000,000	34,453,892	41,858,039
29 NLB 12 th issue	80,000	103.00	100,000.00	SIT	8,240,000,000	34,387,121	41,776,918
30 REPUBLIKA SLOVENIJA 25 th issue	800,000	101.85	10,000.00	SIT	8,148,000,000	34,003,187	41,310,477
31 NLB 16 th issue	77,557	101.00	100,000.00	SIT	7,833,257,000	32,689,703	39,714,726
32 REPUBLIKA SLOVENIJA 49 th issue	78,392	106.50	380.00	EUR	7,600,505,152	31,718,384	38,534,670
33 NOVA KBM 7 th issue	70,000	101.70	100,000.00	SIT	7,119,000,000	29,708,970	36,093,432
34 NOVA KBM 8 th issue	70,000		100,000.00	SIT	7,000,000,000	29,212,360	35,490,101
35 NLB 11 th issue	26,326	105.40	1,000.00	EUR	6,647,571,184	27,741,606	33,703,281
36 NOVA KBM 5 th issue	60,000	105.20	100,000.00	SIT	6,312,000,000	26,341,202	32,001,931
37 REPUBLIKA SLOVENIJA 32 nd issue	238,655	109.85	100.00	EUR	6,280,700,837	26,210,585	31,843,243
38 REPUBLIKA SLOVENIJA 21 st issue	722,697	99.00	8,500.00	SIT	6,081,495,255	25,379,261	30,833,268
39 NOVA KBM 6 th issue	50,000	101.30	100,000.00	SIT	5,065,000,000	21,137,229	25,679,623
40 ABANKA VIPA 7 th issue	173,000	106.00	100.00	EUR	4,393,286,006	18,334,036	22,274,023
41 ABANKA 6 th issue	135,000	106.00	100.00	EUR	3,428,286,768	14,306,907	17,381,463
42 REPUBLIKA SLOVENIJA 44 th issue	296,493	110.90	10,000.00	SIT	3,288,107,370	13,721,911	16,670,752
43 REPUBLIKA SLOVENIJA 31 st issue	294,768	105.99	10,000.00	SIT	3,124,246,032	13,038,086	15,839,972
44 BANKA CELJE 8 th issue	125,000	104.10	100.00	EUR	3,117,441,060	13,009,687	15,805,471
45 NLB 3 rd issue	12,000	103.00	1,000.00	EUR	2,961,119,808	12,357,328	15,012,920
46 NOVA KBM 3 rd issue, A series	20,000	106.60	100,000.00	SIT	2,754,807,800	11,496,347	13,966,914
47 BANKA CELJE 7 th issue	100,000	104.00	100.00	EUR	2,491,557,120	10,397,752	12,632,230
48 ABANKA 4 th issue	100,000	102.69	100.00	EUR	2,460,173,083	10,266,780	12,473,113
49 BANKA CELJE 5 th issue	100,000	101.80	100.00	EUR	2,438,851,104	10,177,799	12,365,010
50 ABANKA 5 th issue	100,000	101.00	100.00	EUR	2,419,685,280	10,097,817	12,267,839
51 BANKA CELJE 6 th issue, A series	100,000	100.40	100.00	EUR	2,405,310,912	10,037,830	12,194,961
52 NOVA KBM 2 nd issue	18,000	103.00	500.00	EUR	2,220,839,856	9,267,996	11,259,690
53 NOVA KBM 3 rd issue, B series	18,000		500.00	EUR	2,156,155,200	8,998,054	10,931,738
54 BTC 2 nd issue	340,000	105.01	18.27	EUR	1,562,736,053	6,521,601	7,923,094
55 HOTELI BERNARDIN	20,000	103.50	296.99	EUR	1,472,820,026	6,146,364	7,467,219
56 STANOVANJSKI SKLAD RS 2 nd issue	20,000	106.02	59,595.88	SIT	1,279,115,538	5,337,998	6,485,134
57 STANOVANJSKI SKLAD RS 1 st issue	70,965	104.30	22.14	EUR	392,593,984	1,638,371	1,990,457
58 BANKA VIPA 7 th issue	10,000	104.55	137.50	EUR	344,400,873	1,437,252	1,746,117
59 BANKA CELJE 4 th issue	100,000	102.10	12.49	EUR	305,510,182	1,274,953	1,548,941
60 BANKA VIPA 6 th issue	10,000	102.00	100.00	EUR	244,364,256	1,019,780	1,238,930
61 BANKA VIPA 5 th issue	10,000	102.50	75.00	EUR	184,171,590	768,584	933,753
62 BANKA VIPA 4 th issue	8,000	103.11	63.92	EUR	126,317,944	527,149	640,434
63 BANKA VIPA 3 rd issue	10,000	102.10	31.96	EUR	78,175,384	326,241	396,350
TOTAL					1,116,640,732,732	4,659,958,672	5,661,384,554

EXCHANGE RATES	1 USD=	197.2381	SIT as of 31 Oct 2005
	1 EUR=	239.6246	SIT as of 31 Oct 2005

MARKET CAPITALISATION OF BONDS - SEMI-OFFICIAL MARKET

Issue	Number of issued bonds	Price as of 28 Oct 2005	Principal amt. as of 28 Oct 2005	Currency of denomination	Market capitalisation as of 31 Oct 2005 (in SIT)	Market capitalisation as of 31 Oct 2005 (in EUR)	Market capitalisation as of 31 Oct 2005 (in USD)
1 SLOV. ODSKODNINSKA DRUŽBA 2 nd issue	11,119,885	107.48	49.93	EUR	142,964,111,123	596,617,005	724,830,097
2 DARS 1 st issue	134,300	115.50	100,000.00	SIT	15,511,650,000	64,733,128	78,644,288
3 NLB 15 th issue	131,126	105.50	100,000.00	SIT	13,833,793,000	57,731,105	70,137,529
4 POSLOVNI SISTEM MERCATOR	365,400	105.00	100.00	EUR	9,191,689,618	38,358,706	46,601,998
5 ZAVAROVALNICA TRIGLAV 1 st issue	30,000	108.70	1,000.00	EUR	7,812,469,008	32,602,951	39,609,330
6 NLB 7 th issue	62,500	107.00	100,000.00	SIT	6,687,500,000	27,908,236	33,905,721
7 ABANKA VIPA 10 th issue	21,000	104.40	1,000.00	EUR	5,252,394,067	21,919,261	26,629,713
8 CIMOS 1 st issue	200,000	107.50	100.00	EUR	5,150,815,200		
9 POŠTNA BANKA SLOVENIJE 7 th issue	40,000	102.30	100,000.00	SIT	4,092,000,000	17,076,711	20,746,499
10 NLB 14 th issue	17,000	100.00	1,000.00	EUR	4,072,737,600	16,996,325	20,648,838
11 NLB 8 th issue	14,276	102.60	1,000.00	EUR	3,509,064,966	14,644,010	17,791,010
12 FACTOR BANKA 11 th issue	13,000		1,000.00	EUR	3,114,446,400	12,997,190	15,790,288
13 PROBANKA 7 th issue	120,000	105.50	100.00	EUR	3,032,991,648	12,657,263	15,377,311
14 ABANKA VIPA 8 th issue	100,000	105.00	100.00	EUR	2,515,514,400	10,497,730	12,753,694
15 ABANKA VIPA 9 th issue	100,000	104.70	100.00	EUR	2,508,327,216	10,467,737	12,717,255
16 POŠTNA BANKA SLOVENIJE 5 th issue	10,000	102.40	1,000.00	EUR	2,453,225,472	10,237,786	12,437,888
17 POTEZA NALOŽBE	100,000		100.00	EUR	2,395,728,000	9,997,838	12,146,375
18 PROBANKA 5 th issue	78,500	100.00	100.00	EUR	1,880,646,480	7,848,303	9,534,905
19 POŠTNA BANKA SLOVENIJE 3 rd issue	17,955	100.00	100,000.00	SIT	1,842,962,498	7,691,040	9,343,846
20 POŠTNA BANKA SLOVENIJE 2 nd issue	15,000	112.50	100,000.00	SIT	1,704,005,944	7,111,148	8,639,335
21 DEŽELNA BANKA SLOVENIJE 4 th issue	67,530		100.00	EUR	1,617,835,118	6,751,540	8,202,447
22 STANOVANJSKI SKLAD 3 rd issue	20,000	110.64	71,933.79	SIT	1,605,717,676	6,700,972	8,141,012
23 PROBANKA 6 th issue	65,000	103.00	100.00	EUR	1,603,939,896	6,693,553	8,131,998
24 FACTOR BANKA 8 th issue	6,300	102.50	1,000.00	EUR	1,547,041,356	6,456,104	7,843,522
25 FACTOR BANKA 9 th issue	5,927	104.60	1,000.00	EUR	1,485,265,593	6,198,302	7,530,318
26 DEOS 1 st issue	58,259	96.29	100.00	EUR	1,343,945,697	5,608,546	6,813,824
27 FMR 1 st issue	50,000	103.00	100.00	EUR	1,233,799,920	5,148,887	6,255,383
28 BANKA ZASAVJE 3 rd issue	5,000	101.00	1,000.00	EUR	1,209,842,640	5,048,908	6,133,920
29 FACTOR BANKA 10 th issue	1,184	100.49	1,000,000.00	SIT	1,189,801,600	4,965,273	6,032,311
30 FACTOR BANKA 6 th issue	10,000	102.79	419.65	EUR	1,033,419,464	4,312,660	5,239,452
31 KD INVESTMENTS 1 st issue	80,000	104.15	51.13	EUR	1,020,616,447	4,259,231	5,174,540
32 POŠTNA BANKA SLOVENIJE 6 th issue	10,000		100,000.00	SIT	1,000,000,000	4,173,194	5,070,014
33 AUTOCOMMERCE 1 st issue	22,300	106.20	118.89	EUR	674,547,001	2,815,016	3,419,963
34 PROBANKA 4 th issue	50,000	100.01	43.25	EUR	518,127,988	2,162,249	2,626,916
35 SIP STROJNA INDUSTRIJA 1 st issue, B series	17,250		81.84	EUR	338,214,505	1,411,435	1,714,752
TOTAL					256,948,187,541	1,050,799,343	1,276,616,294

EXCHANGE RATES	1 USD=	197.2381	SIT as of 31 Oct 2005
	1 EUR=	239.6246	SIT as of 31 Oct 2005

D3) MARKET CAPITALISATION OF INVESTMENT FUNDS

	Investment funds	Number of shares traded	Price as of 28 Oct 2005	Market capitalisation as of 31 Oct 2005 (in SIT)	Market capitalisation as of 31 Oct 2005 (in EUR)	Market capitalisation as of 31 Oct 2005 (in USD)
1	NFD 1 DELNIŠKI INVESTICIJSKI SKLAD	160,580,300	308 SIT	49,529,387,732	206,695,755	251,114,707
2	KD ID	9,181,542	2,204 SIT	20,238,505,769	84,459,216	102,609,515
3	INFOND ID	8,132,314	2,210 SIT	17,975,016,280	75,013,234	91,133,591
4	MAKSIMA ID	7,811,823	2,294 SIT	17,916,806,642	74,770,314	90,838,467
5	ZLATA MONETA I, ID	136,595,600	129 SIT	17,585,317,544	73,386,946	89,157,813
6	KRONA SENIOR	73,170,428	154 SIT	11,266,782,503	47,018,472	57,122,749
7	MODRA LINIJA	34,156,833	242 SIT	8,249,216,738	34,425,584	41,823,647
8	VIPA INVEST	3,079,247	1,971 SIT	6,069,811,686	25,330,503	30,774,032
9	ZVON ENA ID	2,277,577	2,597 SIT	5,915,049,675	24,684,651	29,989,387
10	INFOND ID 1	4,956,471	1,091 SIT	5,406,469,002	22,562,245	27,410,875
	TOTAL			160,152,363,572	668,346,921	811,974,784

EXCHANGE RATES	1 USD=	197.2381	SIT as of 31 Oct 2005
	1 EUR=	239.6246	SIT as of 31 Oct 2005

E) OTHER

E1) INDICATORS AS OF 31 OCTOBER 2005

ISSUE	Price as of 28 Oct 2005	Total net profit (loss) in 000 SIT in year 2004	Earning per share as of 31 Dec 2004	P / E ⁽¹⁾	Dividend for year 2004	Dividend yield	Book value as of 31 Dec 2004	Market book ratio	Turnover ratio ⁽²⁾
PRIME MARKET SHARES									
Gorenje	5,691 SIT	4,885,474	409.82 SIT	13.89	100 SIT	1.76%	5,207.86 SIT	1.09	8.33%
Intereuropa	5,450 SIT	2,824,667	357.44 SIT	15.25	240 SIT	4.40%	4,515.34 SIT	1.21	4.42%
Krika	95,407 SIT	14,630,663	4,328.66 SIT	22.04	1,400 SIT	1.47%	29,512.95 SIT	3.23	8.81%
Mercator	37,497 SIT	6,561,554	2,045.64 SIT	18.33	318 SIT	0.85%	27,532.62 SIT	1.36	9.64%
Merkur	34,152 SIT	2,652,193	2,199.61 SIT	15.53	600 SIT	1.76%	31,593.19 SIT	1.08	4.96%
Petrol	61,040 SIT	6,946,310	3,372.86 SIT	18.10	900 SIT	1.47%	38,263.45 SIT	1.60	6.91%
PRIME MARKET AVERAGE									
				19.21		1.58%		1.81	
Aerodrom ⁽⁴⁾	10,421 SIT	2,040,101	537.36 SIT	19.39	240 SIT	2.30%	4,909.64 SIT	2.12	7.84%
Comet	2,300 SIT	79,039	47.12 SIT	48.81	200 SIT	8.70%	3,441.87 SIT	0.67	1.61%
Delo	29,235 SIT	729,216	1,092.52 SIT	26.76	600 SIT	2.05%	8,962.40 SIT	3.26	5.31%
Delo Prodaja	4,000 SIT	641,763	1,106.29 SIT	3.62	310 SIT	7.75%	6,490.22 SIT	0.62	9.47%
Droga Kolinška ⁽⁶⁾	3,033 SIT	596,668	41.48 SIT				3,132.44 SIT	0.97	8.76%
Emona obala	899 SIT	(2,342,043)	(1,494.31 SIT)	⁽³⁾	0	0.00%	2,920.42 SIT	0.31	5.60%
Etol	48,000 SIT	958,886	4,200.86 SIT	11.43	1,350 SIT	2.81%	46,324.30 SIT	1.04	3.11%
Geodetski zavod Slovenije	2,350 SIT	57,121	151.08 SIT	15.56	80 SIT	3.40%	3,590.57 SIT	0.65	3.06%
Istrabenz	7,825 SIT	9,042,702	1,745.71 SIT	4.48	130 SIT	1.66%	7,708.91 SIT	1.02	4.59%
Kompas MTS	850 SIT	(564,361)	(189.83)	⁽³⁾	0	0.00%	3,679.00 SIT	0.23	14.11%
Luka Koper ⁽⁴⁾	7,122 SIT	4,394,450	313.89 SIT	22.69	245 SIT	3.44%	4,328.37 SIT	1.65	7.66%
Mlinotest	1,420 SIT	428,816	179.48 SIT	7.91	52 SIT	3.66%	2,444.86 SIT	0.58	1.24%
Nika	3,650 SIT	90,717	485.91 SIT	7.51	0	0.00%	4,428.28 SIT	0.82	2.31%
Pivovarna Laško	7,379 SIT	1,076,311	123.13 SIT	59.93	50 SIT	0.68%	4,972.15 SIT	1.48	5.54%
Salus	123,115 SIT	1,740,301	13,182.50 SIT	9.34	4,500 SIT	3.66%	69,660.93 SIT	1.77	8.52%
Sava	43,540 SIT	4,905,407	2,636.34 SIT	16.52	620 SIT	1.42%	33,988.11 SIT	1.28	2.72%
Terme Čatež	30,758 SIT	679,596	1,386.42 SIT	22.19	1,050 SIT	3.41%	28,723.98 SIT	1.07	2.22%
Žito	29,180 SIT	284,852	814.40 SIT	35.83	920 SIT	3.15%	39,594.75 SIT	0.74	6.96%
MARKET AVERAGE ⁽⁵⁾									
				17.28		1.77%		1.50	

Calculated on the basis of last audit consolidated financial statements. Average number of shares traded in last 2 years has been used for the calculations.

(1) P / E = PRICE / EARNINGS PER SHARE

(2) Yearly turnover / average market capitalisation on 31 Oct 2004, 30 Apr 2005 and 31 Oct 2005.

(3) Not applicable.

(4) By Aerodrom and Luka Koper P / E is calculated on all shares.

(5) Droga Kolinška is excluded from market average.

Average P/E = total market capitalisation of common shares listed on prime market or official market 31 Oct 2005 / total net profit of companies listed on prime market or official market (in year 2004), adjusted with share of listed securities.

Average div. yield = total dividends, paid by the companies listed on prime market or official market in year 2004 or 2005, adjusted with share of listed securities / total market capitalisation of common shares on prime market or official market (31 Oct 2005).

Average price / book value = total market capitalisation of common shares listed on prime market or official market (31 Oct 2005) / total equity of companies listed on prime market or official market (31 Dec 2004), adjusted with share of listed securities.

(6) Financial statement for Droga Kolinška are from unaudit statement on 30 Jun 2005.

E2) RECORD VALUES

RECORD DAILY TURNOVER IN YEAR 2005

28th September 2005

	Turnover (in SIT)	Number of bargains	Volume in pieces
Order book trades	1,758,257,732	1,720	842,887
Cross trades	127,011,206	213	52,558
Total	1,885,268,938	1,933	895,445

MAX AND MIN VALUE OF TURNOVER AND INDICES

	In year 2005		In years 1989-2004	
Monthly turnover - block trades excluded (in SITm)	16,678.29	January 2005	27,481.53	October 2002
Daily turnover - block trades excluded (in SITm)	1,885.27	28 Sep 2005	3,399.13	26 Aug 2002
Number of bargains per day - block trades excluded	1,933	28 Sep 2005	6,391	27 Dec 2002
Value of block trade (in SITm)	16,962.40	14 Feb 2005	8,128	23 Nov 2001
Max value of SBI 20 index	5,131.61	1 Feb 2005	4,935.29	15 Nov 2004
Min value of SBI 20 index	4,301.58	28 Sep 2005	891.93	10 Sep 1996
Max value of PIX index	4,752.47	31 Jan 2005	4,606.40	26 Nov 2004
Min value of PIX index	3,913.66	28 Sep 2005	965.15	29 Apr 1999
Max value of BIO index	123.41	7 Oct 2005	122.27	27 Dec 2004
Min value of BIO index	120.63	20 Jan 2005	100.46	5 July 1995
Other				
Market capitalisation of shares in SITm	1,761,669	31 Jan 2005	1,705,622	31 Dec 2004
Share in turnover of foreign investors	5.08%	31 oct 2005	19.68%	31 Dec 2002

E3) NEW LISTED AND DELISTED SECURITIES AND CHANGES IN YEAR 2005

NEW LISTED SECURITIES

OFFICIAL MARKET

SHARES

Issuer	Trading code	Type of share	Nominal value	Listing date	First trading day
Droga Kolinska	DRKR	common	1,000 SIT	28 Sep 2005	19 Oct 2005

BONDS

Issuer	Trading code	Nomin. value of issue	Issue	Listing date	First trading day
Republika Slovenija	RS58	16,910,000,000 SIT	58 th issue	24 Jan 2005	2 Feb 2005
Republika Slovenija	RS59	23,090,000,000 SIT	59 th issue	24 Jan 2005	2 Feb 2005
Republika Slovenija	RS60	20,000,000,000 SIT	60 th issue	4 Apr 2005	14 Apr 2005
Nova Kreditna banka Maribor	KBM7	7,000,000,000 SIT	7 th issue	21 Jun 2005	30 Jun 2005
Nova Kreditna banka Maribor	KBM8	7,000,000,000 SIT	8 th issue	21 Jun 2005	30 Jun 2005
Nova Ljubljanska banka	NLB16	7,755,700,000 SIT	16 th issue	21 Jun 2005	30 Jun 2005
Nova Ljubljanska banka	NLB17	10,169,400,000 SIT	17 th issue	21 Jun 2005	30 Jun 2005

SEMI-OFFICIAL MARKET

SHARES

Issuer	Trading code	Type of share	Listing date	First trading day
CAP NALOŽBE, LJUBLJANA	CPNR	common	3 Jan 2005	12 Jan 2005
D HOLDING, DOMŽALE	DHLR	common	3 Jan 2005	12 Jan 2005
PRVA POKOJNINSKA DRUŽBA	PPDG	preferred	7 Jul 2005	20 Jul 2005

BONDS

Issuer	Trading code	Nominal value of issue	Issue	Listing date	First trading day
Poslovni sistem Mercator	MEO1	36,540,000 EUR	1 st issue	31 Jan 2005	10 Feb 2005
Abanka Vipava	AB10	21,000,000 EUR	10 th issue	23 Feb 2005	7 Mar 2005
FMR	FMR1	5,000,000 EUR	1 st issue	29 Apr 2005	5 May 2005
FACTOR BANKA	FB08	6,300,000 EUR	8 th issue	29 Apr 2005	10 May 2005
FACTOR BANKA	FB09	5,927,000 EUR	9 th issue	29 Apr 2005	10 May 2005
FACTOR BANKA	FB10	1,184,000,000 SIT	10 th issue	29 Apr 2005	10 May 2005
FACTOR BANKA	FB06	4,196,500 EUR	6 th issue	29 Apr 2005	23 May 2005
CIMOS	CIM1	20,000,000 EUR	1 st issue	8 Jul 2005	21 Jul 2005
PB SLOVENIJE	PBS6	1,000,000,000 SIT	6 th issue	8 Jul 2005	21 Jul 2005
PB SLOVENIJE	PBS7	4,000,000,000 SIT	7 th issue	8 Jul 2005	21 Jul 2005
DEOS	DEO1	5,825,900 EUR	1 st issue	19 Sep 2005	28 Sep 2005
FACTOR BANKA	FB11	1,300,000 EUR	11th issue	13 Oct 2005	25 Oct 2005

DELISTED SECURITIES

OFFICIAL MARKET

SHARES

Issuer	Trading code	Type of share	Delisting date
Tehnounion, Ljubljana	TEHG	common	22 Mar 2005
DROGA	DRPG	common	17 May 2005
KOLINSKA	KOLR	common	17 May 2005
RADENSKA	RARG	common	14 Sep 2005
PIVOVARNA UNION	PULG	common	14 Sep 2005

BONDS

Issuer	Trading code	Issue	Delisting date
Republika Slovenija	RS34	34 th issue	21 Feb 2005
Republika Slovenija	RS35	35 th issue	18 Mar 2005
Republika Slovenija	RS37	37 th issue	19 Apr 2005
Republika Slovenija	RS40	40 th issue	31 May 2005
NFD investicijsko svetovanje	NI01	1 st issue	9 Jun 2005
Republika Slovenija	RS41	41 st issue	17 Jun 2005
Republika Slovenija	RS42	42 nd issue	11 Jul 2005
Republika Slovenija	RS43	43 rd issue	20 Oct 2005

SEMI-OFFICIAL MARKET

SHARES

Issuer	Trading code	Type of share	Delisting date
NK2 NALOŽBE, LJUBLJANA	NK2R	common	4 Jan 2005
OLJARICA, KRANJ	MOKG	common	21 Feb 2005
SVILA	SVMG	common	24 Mar 2005
INTEGRAL, JESENICE	INJG	common	23 May 2005
UPIMO GROUP	UPGR	common	17 Jun 2005
D HOLDING	DHLR	common	20 Jun 2005
CAP NALOŽBE	CPNR	common	20 Jun 2005
L EGOLES	LEGG	common	20 Jun 2005
SVILANIT	SKAG	common	1 Jul 2005
KOMPAS HOTELI KG	KHKG	common	25 Jul 2005
METALKA TRGOVINA	MTGG	common	22 Aug 2005
KEMA PUCONCI	KEPG	common	22 Aug 2005
DANA	DMRG	common	20 Sep 2005
UNITAS-AS NEPREMIČNINE	USAR	common	20 Sep 2005
FRUCTAL	FRAG	common	26 Sep 2005

BONDS

Issuer	Trading code	Issue	Delisting date
SIP, strojna industrija	SIPAE	1 st issue	26 Apr 2005

INVESTMENT FUNDS

Issuer	Trading code	Delisting date
TRILAV STEBER I, posebna delniška ID	TG1R	27 Jun 2005

EXTENDED LISTING OF SECURITIES

OFFICIAL MARKET

BONDS

Issuer	Trading code	Issue	Number of bonds before extension	Number of bonds after extension	Extension date
Republika Slovenija	RS58	58 th issue	1,691,000	3,091,000	23 Feb 2005
Republika Slovenija	RS59	59 th issue	2,309,000	4,909,000	23 Feb 2005
Republika Slovenija	RS58	58 th issue	3,091,000	4,791,000	16 Mar 2005
Republika Slovenija	RS59	59 th issue	4,909,000	7,209,000	16 Mar 2005
Republika Slovenija	RS59	59 th issue	7,209,000	9,209,000	1 Apr 2005
Republika Slovenija	RS58	58 th issue	4,791,000	6,291,000	22 Apr 2005
Republika Slovenija	RS59	59 th issue	9,209,000	11,709,000	22 Apr 2005
Republika Slovenija	RS58	58 th issue	6,291,000	7,491,000	13 May 2005
Republika Slovenija	RS60	60 th issue	2,000,000	5,800,000	13 May 2005
Republika Slovenija	RS59	59 th issue	11,709,000	13,832,500	10 Jun 2005
Republika Slovenija	RS60	60 th issue	5,800,000	8,200,000	10 Jun 2005
Republika Slovenija	RS58	58 th issue	7,491,000	9,933,000	16 Sep 2005
Republika Slovenija	RS60	60 th issue	8,200,000	10,651,000	16 Sep 2005
Republika Slovenija	RS59	59th issue	13,832,500	15,200,000	14 Oct 2005
Republika Slovenija	RS60	60th issue	10,651,000	11,600,000	14 Oct 2005

SEMI-OFFICIAL MARKET

SHARES

Issuer	Trading code	Type of share	Number of shares before extension	Number of shares after extension	Extension date
TOVARNA OLJA GEA	GSBG	common	846,600	1,254,960	21 Feb 2005
ZVON ENA HOLDING	ZVHR	common	11,520,720	12,431,743	2 Jun 2005
NFD HOLDING	NF2R	common	30,184,540	31,859,997	18 Jul 2005
ZDRAVILIŠČE ROGAŠKA	RGS	common	898,110	900,462	8 Aug 2005
ZDRAVILIŠČE ROGAŠKA	RGP	preferred	27,850	27,988	8 Aug 2005
INLES	IHPG	common	693,595	712,410	24 Oct 2005

BONDS

Issuer	Trading code	Issue	Number of bonds before extension	Number of bonds after extension	Extension date
Slovenska odškodninska družba	SOS2E	2 nd issue	10,500,000	14,000,000	28 Apr 2005

REDUCED LISTING OF SECURITIES

SEMI-OFFICIAL MARKET

SHARES

Issuer	Trading code	Type of share	Number of shares before reduction	Number of shares after reduction	Reduction date
TEKSTINA	TEAG	common	1,503,057	1,127,293	12 Sep 2005
CREINA	CRKG	common	48,594	38,880	28 Sep 2005

EXPIRED BONDS IN YEAR 2005

Issuer	Trading code	Issue	Market	Last trading day
Republika Slovenija	RS28	28 th issue	official market	10 Jan 2005
Banka Celje	BCE6B	6 th issue B series	official market	9 Feb 2005
Republika Slovenija	RS17	17 th issue	official market	17 Feb 2005
Banka Celje	BCE3	3 rd issue	official market	23 Feb 2005
Nova Ljubljanska banka	NLB3	2 nd issue A series	official market	24 Feb 2005
Nova Ljubljanska banka	NLB4	2 nd issue B series	official market	24 Feb 2005
Abanka Vipava	VP02E	2 nd issue	official market	25 Mar 2005
Republika Slovenija	RS36	36 th issue	official market	11 Mar 2005
SKB banka	SKB4A	4 th issue series A	official market	26 May 2005
SKB banka	SKB4B	4 th issue series B	official market	26 May 2005
Republika Slovenija	RS42	42 th issue	official market	8 July 2005
Banka Koper	BKP4	4 th issue	semi-official market	26 July 2005
Deželna banka Slovenije	SZB3	3 rd issue	official market	26 July 2005
Abanka Vipava	AB03	3rd issue	official market	25 Oct 2005

F) LIST OF SECURITIES - OCTOBER 2005

F1) OFFICIAL MARKET (1)

CORPORATE BONDS

	Issuer	Trading code	First trading day	Nominal value of issue traded	Coupon interest rate	Maturity	Sector
1	ABANKA VIPA	AB04	27 Dec 2000	10 EURm	6.25% p.a.	2000-2007	banking
2	ABANKA VIPA	AB05	26 Sept 2001	10 EURm	6% p.a.	2001-2006	banking
3	ABANKA VIPA	AB06	25 Nov 2002	13.5 EURm	5.9% p.a.	2002-2009	banking
4	ABANKA VIPA	AB07	30 Oct 2003	17.3 EURm	5.3% p.a.	2003-2010	banking
5	BANKA CELJE	BCE4	9 Feb 2001	10 EURm	6% p.a.	2000-2006	banking
6	BANKA CELJE	BCE5	19 Dec 2001	10 EURm	6% p.a.	2001-2007	banking
7	BANKA CELJE	BCE6A	30 Sept 2002	10 EURm	5.6% p.a.	2002-2008	banking
8	BANKA CELJE	BCE7	17 Nov 2003	10 EURm	5.15% p.a.	2003-2010	banking
9	BANKA CELJE	BCE8	26 Oct 2004	12.5 EURm	4.9% p.a.	2004-2011	banking
10	ABANKA VIPA	VIP3E	13 Nov 1996	2,556,459.41 EUR	7.5% p.a.	1996-2006	banking
11	ABANKA VIPA	VIP4E	3 Dec 1997	2,045,167.52 EUR	7% p.a.	1997-2007	banking
12	ABANKA VIPA	VIP5	24 Dec 1998	2 EURm	6% p.a.	1998-2008	banking
13	ABANKA VIPA	VIP6	6 Mar 2000	2 EURm	5.5% p.a.	1999-2009	banking
14	ABANKA VIPA	VIP7	19 July 2001	2 EURm	6.2% p.a.	2001-2010	banking
15	BLAGOVNO TRGOVINSKI CENTER	BTC1E	24 Feb 1997	17,383,924.96 EUR	10.5% p.a.	1996-2008	retail, wholesale and real estate trade
16	BLAGOVNO TRGOVINSKI CENTER	BTC2	6 Jun 2003	40 EURm	7% p.a.	2001-2011	retail, wholesale and real estate trade
17	HOTELI BERNARDIN	HTB1E	28 June 1999	10,225,837.62 EUR	8.5% p.a.	1999-2009	hotel and restaurant activities
18	NOVA KBM	KBM2	14 Nov 2000	9 EURm	5.9% p.a.	2000-2006	banking
19	NOVA KBM	KBM3	14 Nov 2001	2,000 SITm	5.8% p.a. + TOM	2001-2006	banking
20	NOVA KBM	KBM4	14 Nov 2001	9 EURm	6% p.a.	2001-2006	banking
21	NOVA KBM	KBM5	26 Oct 2004	6,000 SITm	5.3% p.a.	2004-2009	banking
22	NOVA KBM	KBM6	26 Oct 2004	5,000 SITm	4.5% p.a.	2004-2007	banking
23	NOVA KBM	KBM7	30 Jun 2005	7,000 SITm	4.1% p.a.	2004-2011	banking
24	NOVA KBM	KBM8	30 Jun 2005	7,000 SITm	3.9% p.a.	2005-2010	banking
25	NOVA LJUBLJANSKA BANKA	NLB5	27 Sept 2001	12 EURm	5.8% p.a.	2000-2005	banking
26	NOVA LJUBLJANSKA BANKA	NLB9	18 Jun 2003	10,847.4 SITm	8.5% p.a.	2002-2006	banking
27	NOVA LJUBLJANSKA BANKA	NLB10	18 Jun 2003	10,824.3 SITm	3% p.a. + TOM	2002-2007	banking
28	NOVA LJUBLJANSKA BANKA	NLB11	18 Jun 2003	26,326 EURm	5.1% p.a.	2002-2009	banking
29	NOVA LJUBLJANSKA BANKA	NLB12	14 Nov 2003	8,000 SITm	2.65% + TOM	2003-2008	banking
30	NOVA LJUBLJANSKA BANKA	NLB13	14 Nov 2003	11,733.5 SITm	7% p.a.	2003-2013	banking
31	NOVA LJUBLJANSKA BANKA	NLB16	30 Jun 2005	7,755.7 SITm	4.0% p.a.	2004-2009	banking
32	NOVA LJUBLJANSKA BANKA	NLB17	30 Jun 2005	10,169.4 SITm	3.85% p.a.	2005-2011	banking
33	STANOVANJSKI SKLAD RS	SSR1E	4 July 1996	4,083,023.58 EUR	6% p.a.	1995-2010	national mortgage agency
34	STANOVANJSKI SKLAD RS	SSR2	30 June 1998	2,000 SITm	7.2% p.a. + TOM	1998-2008	national mortgage agency

MUNICIPAL and GOVERNMENT BONDS

	Issuer	Trading code	First trading day	Nominal value of issue traded	Coupon interest rate	Maturity	Sector
1	REPUBLIC OF SLOVENIA	RS10	14 June 1999	52,189.61 SITm	4.5% p.a. + TOM	1997-2007	government bond
2	REPUBLIC OF SLOVENIA	RS18	15 May 2000	50 EURm	6% p.a.	2000-2010	government bond
3	REPUBLIC OF SLOVENIA	RS21	18 Nov 2002	7,113.82 SITm	1% p.a. + TOM	2001-2015	government bond
4	REPUBLIC OF SLOVENIA	RS22	22 Feb 2001	8,000 SITm	4.7% p.a. + TOM	2001-2006	government bond
5	REPUBLIC OF SLOVENIA	RS23	20 Feb 2001	40 EURm	6% p.a.	2001-2011	government bond
6	REPUBLIC OF SLOVENIA	RS25	3 May 2001	8,000 SITm	4.7% p.a. + TOM	2001-2006	government bond
7	REPUBLIC OF SLOVENIA	RS26	14 June 2001	50 EURm	5.375% p.a.	2001-2011	government bond
8	REPUBLIC OF SLOVENIA	RS27	20 Dec 2001	17,000 SITm	4.7% p.a. + TOM	2001-2006	government bond
9	REPUBLIC OF SLOVENIA	RS29	25 Jan 2002	55 EURm	5.375% p.a.	2002-2012	government bond
10	REPUBLIC OF SLOVENIA	RS31	25 Jan 2002	2,974.68 SITm	4.7% p.a. + TOM	2002-2007	government bond
11	REPUBLIC OF SLOVENIA	RS32	25 Jan 2002	23,865 EURm	5.375% p.a.	2002-2012	government bond
12	REPUBLIC OF SLOVENIA	RS33	9 Apr 2002	127.166 EURm	8% p.a.	2002-2022	government bond
13	REPUBLIC OF SLOVENIA	RS38	30 Apr 2002	100 EURm	5.63% p.a.	2002-2017	government bond
14	REPUBLIC OF SLOVENIA	RS39	18 Nov 2002	20,815.498 SITm	1% p.a. + TOM	2002-2008	government bond
15	REPUBLIC OF SLOVENIA	RS44	29 Nov 2002	2,964.93 SITm	6.65% p.a.	2002-2012	government bond
16	REPUBLIC OF SLOVENIA	RS45	3 Dec 2002	12,112.49 SITm	8.2% p.a.	2002-2005	government bond
17	REPUBLIC OF SLOVENIA	RS48	10 Dec 2002	60 EURm	4.75% p.a.	2002-2012	government bond
18	REPUBLIC OF SLOVENIA	RS49	22 Jan 2003	29,788.96 EUR m	4.75% p.a.	2003-2022	government bond
19	REPUBLIC OF SLOVENIA	RS50	11 Mar 2003	61,281,800 EUR	4.50% p.a.	2003-2013	government bond
20	REPUBLIC OF SLOVENIA	RS51	11 Mar 2003	44,470.5 SITm	7.75% p.a.	2003-2006	government bond
21	REPUBLIC OF SLOVENIA	RS52	17 Apr 2003	40,000 SITm	6.25% p.a.	2003-2008	government bond
22	REPUBLIC OF SLOVENIA	RS53	17 Apr 2003	100 EURm	4.875% p.a.	2003-2018	government bond
23	REPUBLIC OF SLOVENIA	RS54	29 Oct 2003	30,000 SITm	5.75% p.a.	2003-2013	government bond
24	REPUBLIC OF SLOVENIA	RS55	24 Feb 2004	40,000 SITm	5% p.a.	2004-2007	government bond
25	REPUBLIC OF SLOVENIA	RS56	24 Feb 2004	50,000 SITm	4.875% p.a.	2004-2009	government bond
26	REPUBLIC OF SLOVENIA	RS57	29 Mar 2004	90,000 SITm	4.875% p.a.	2004-2014	government bond
27	REPUBLIC OF SLOVENIA	RS58	2 Feb 2005	99,330 SITm	3.25% p.a.	2005-2008	government bond
28	REPUBLIC OF SLOVENIA	RS59	2 Feb 2005	152,000 SITm	4% p.a.	2005-2016	government bond
29	REPUBLIC OF SLOVENIA	RS60	14 Apr 2005	116,000 SITm	3.5% p.a.	2005-2010	government bond

TOM (abbreviation for: "femeljna obrestna mera" - base interest rate) - indexation factor, calculated as twelve month average of monthly consumer price index

F1) OFFICIAL MARKET (2)

COMMON SHARES

PRIME MARKET SHARES

	Issuer	Trading code	First trading day	Nominal value of issue listed	Number of shares traded	Isin code	Sector
1	GORENJE, VELENJE	GRVG	10 Nov 2000 (2 June 1998 free market)	12,200 SITm	12,200,000	SI 003110407 6	household appliances
2	INTEREUROPA, KOPER	IEKG	12 Jan 1998	7,902.413 SITm	7,902,413	SI 003110009 0	retail trade
3	KRKA TOVARNA ZDRAVIL, NOVO MESTO	KRKG	4 Nov 1997	14,170.448 SITm	3,542,612	SI 003110212 0	pharmaceutical & chemical industry
4	MERCATOR, LJUBLJANA	MELR	22 Dec 1997	32,085.04 SITm	3,208,504	SI 003110008 2	commerce industry, agriculture
5	MERKUR, NAKLO	MER	30 Nov 1998	12,145.85 SITm	1,214,585	SI 003110463 9	wholesale and retail trade
6	PETROL, LJUBLJANA	PETG	5 May 1997	12,517.806 SITm	2,086,301	SI 003110215 3	crude-oil and gas trade

SHARES

	Issuer	Trading code	First trading day	Nominal value of issue listed	Number of shares traded	Isin code	Sector
1	AERODROM, LJUBLJANA	AELG	8 Oct 1997	1,936.229 SITm	1,936,229	SI 003110327 6	airport services
2	COMET, ZREČE	CHZG	2 Nov 1998	1,700.688 SITm	1,700,688	SI 003110440 7	grinding wheels and other non-metals production
3	DELO, LJUBLJANA	DELR	13 Jan 1999	667.464 SITm	667,464	SI 003110445 6	publishing
4	DELO PRODAJA	DPRG	12 Feb 2001	593.549 SITm	593,549	SI 003110707 9	trade
5	DROGA KOLINSKA	DRKR	19 Oct 2005	14,382.915 SITm	14,382,915	SI 003111337 4	packaged foods & meats
6	EMONA OBALA	EOKG	7 Jan 1998	1,741.456 SITm	1,741,456	SI 003110268 2	commerce
7	ETOL, CELJE	ETOG	21 Feb 1997	2,546.19 SITm	254,619	SI 003110133 8	essential oils and fragrances production
8	GEODETSKI ZAVOD SLOVENIJE	GZRG	8 Jan 2001	379.820 SITm	379,820	SI 003111033 9	surveying and cartography
9	ISTRABENZ, KOPER	ITBG	16 June 1997	5,180 SITm	5,180,000	SI 003110207 0	holding companies management
10	KOMPAS MTS	MTSG	8 Dec 2000	2,973.005 SITm	2,973,005	SI 003110370 6	catering service, border-crossing and tourist services
11	LUKA KOPER	LKPG	20 Nov 1996	7,140 SITm	7,140,000	SI 003110134 6	transport
12	MLINOTEST, AJDOVŠČINA	MAJG	3 Apr 2000	2,389.177 SITm	2,389,177	SI 003110820 0	food processing industry
13	NIKA, BREŽICE	NIKA	23 June 1992	479.688 SITm	479,688	SI 003110079 3	financial consultancy and services
14							
15	PIVOVARNA LAŠKO	PILR	1 Feb 2000	8,576.801 SITm	8,576,801	SI 003110741 8	brewery
16	SALUS, LJUBLJANA	SALR	16 Jan 1992	134.98 SITm	134,980	SI 003110568 5	full-line pharmaceutical wholesale
17	SAVA, KRANJ	SAVA	6 Jan 2000	20,069.87 SITm	2,006,987	SI 003110845 7	chemicals
18	TERME ČATEŽ	TCRG	26 Aug 1993	3,587.496 SITm	597,916	SI 003110063 7	health resort
19	ŽITO, LJUBLJANA	ZTOG	20 Mar 2000	3,487.65 SITm	348,765	SI 003110844 0	flour, bread, pasta and sweets production

PREFERRED SHARES

	Issuer	Trading code	First trading day	Nominal value of issue listed	Number of shares traded	Isin code	Sector
1	PROBANKA, MARIBOR	PRBP	30 Mar 1993	396.085 SITm	396,085	SI 002120040 5	banking

TRADED SECURITIES - OCTOBER 2005

F2) SEMI-OFFICIAL MARKET (1)

CORPORATE BONDS

	Issuer	Trading code	First trading day	Nominal value of issue traded	Interest rate	Maturity	Sector
1	ABANKA VIPA	AB08	22 Sep 2004	10 EURm	4.9% p.a.	2003-2011	banking
2	ABANKA VIPA	AB09	22 Sep 2004	10 EURm	4.7% p.a.	2003-2011	banking
3	ABANKA VIPA	AB10	7 Mar 2005	21 EURm	4.6% p.a.	2004-2011	banking
4	AUTOCOMMERCE	ACL1E	15 Dec 1997	11,401,808.95 EUR	8% p.a.	1997-2006	foreign and domestic trade, service and production
5	BANKA ZASAVJE	BZ03	27 Jul 2004	5 EURm	4.5% p.a.	2004-2011	banking
6	CIMOS	CIM1	21 Jul 2005	20 EURm	5.75% p.a.	2004-2011	automobile industry
7	DEOS	DEO1	28 Sep 2005	5.8259 EURm	6% p.a.	2004-2014	the construction and maintenance of safe homes
8	FMR	FMR1	5 May 2005	5 EURm	4.6% p.a.	2004-2009	holding companies management
9	FACTOR BANKA	FB06	23 May 2005	4.196 EURm	2% + 6month EURIBOR	2002-2009	banking
10	FACTOR BANKA	FB08	10 May 2005	6.3 EURm	4.8% p.a.	2003-2008	banking
11	FACTOR BANKA	FB09	10 May 2005	5.927 EURm	4.8% p.a.	2004-2014	banking
12	FACTOR BANKA	FB10	10 May 2005	1,184 SITm	4.25% p.a.	2004-2007	banking
13	FACTOR BANKA	FB11	25 Oct 2005	13 EURm	1.5% + 6 month EURIBOR	2005-2020	banking
14	KD INVESTMENTS	KDO1E	24 July 1996	4,090,335.05 EUR	10% p.a.	1996-2006	investment
15	NOVA LJUBLJANSKA BANKA	NLB7	22 Nov 2002	6,250 SITm	10% p.a.	2002-2005	banking
16	NOVA LJUBLJANSKA BANKA	NLB8	22 Nov 2002	14,276 EURm	5.5% p.a.	2002-2007	banking
17	NOVA LJUBLJANSKA BANKA	NLB14	6 Jul 2004	17 EURm	5% p.a.	2003-2008	banking
18	NOVA LJUBLJANSKA BANKA	NLB15	1 Dec 2004	13,112.6 SITm	4.8% p.a.	2004-2012	banking
19	POSLOVNI SISTEM MERCATOR	MEO1	10 Feb 2005	36.54 EURm	4.8% p.a.	2004-2011	banking
20	POŠTNA BANKA SLOVENIJE	PBS2	27 Dec 2002	1,500 SITm	6% + TOM	2000-2007	commerce industry, agriculture
21	POŠTNA BANKA SLOVENIJE	PBS3	27 Dec 2002	1,795.5 SITm	5.3% + TOM	2000-2005	banking
22	POŠTNA BANKA SLOVENIJE	PBS5	6 Jan 2004	10 EURm	4.8% p.a.	2004-2008	banking
23	POŠTNA BANKA SLOVENIJE	PBS6	21 Jul 2005	4,000 SITm	4.4% p.a.	2004-2012	banking
24	POŠTNA BANKA SLOVENIJE	PBS7	21 Jul 2005	1,000 SITm	4.7% p.a.	2004-2011	banking
25	POTEZA NALOŽBE	PNO1	29 Sep 2004	10 EURm	5.25% p.a.	2003-2011	enterprise and business counseling
26	PROBANKA, MARIBOR	PRB4	15 Mar 2000	5 EURm	5.5% p.a.	1999-2007	banking
27	PROBANKA, MARIBOR	PRB5	26 Apr 2002	7.85 EURm	6.25% p.a.	2001-2006	banking
28	PROBANKA, MARIBOR	PRB6	30 Jul 2003	6.5 EURm	5.7% p.a.	2002-2008	banking
29	PROBANKA, MARIBOR	PRB7	5 May 2004	12 EURm	5.2% p.a.	2004-2010	banking
30	SIP, STROJNA INDUSTRIJA	SIPBE	19 June 2000	1,763,956.99 EUR	6% p.a.	1999-2009	manufacturing farm equipment
31	DEŽELNA BANKA SLOVENIJE	SZB4	1 Apr 2004	6,753 EURm	6% p.a.	2004-2007	banking

INSURANCE

	Issuer	Trading code	First trading day	Nominal value of issue traded	Coupon interest rate	Maturity	Sector
1	ZAVAROVALNICA TRIGLAV	ZT01	2 Jun 2004	30 EURm	5.125% p.a.	2003-2013	insurance

MUNICIPAL and GOVERNMENT BONDS

	Issuer	Trading code	First trading day	Nominal value of issue traded	Coupon interest rate	Maturity	Sector
1	DARS	DRS1	30 Dec 2004	13,430 SITm	5.1% p.a.	2004-2024	performing financial engineering, preparatory, organization and policy making of building, maintenance of road network and management of super highways in Republic of Slovenia
2	SLOVENSKA ODŠKODNINSKA DRUŽBA	SOS2E	7 Apr 1997	555,626,591 EUR	6% p.a.	1996-2016	meeting commitments deriving from denationalisation process
3	STANOVANJSKI SKLAD RS	SSR3	8 May 2001	2,000 SITm	6.1% p.a. + TOM	2001-2011	national mortgage agency

TOM (abbreviation for: "temeljna obrestna mera"- base interest rate) - indexation factor calculated as twelve month average of monthly consumer price index

F2) SEMI-OFFICIAL MARKET (2)

COMMON SHARES

Issuer	Trading code	First trading day	Nominal value of issue traded	Number of shares traded	Isin code	Sector
1 AGROKOMBINAT, MARIBOR	AKMG	24 Sep 1999	403.808 SITm	403,808	SI 003110433 2	retail, fooder production for livestock, meat and milk products, granary services
2 AKTIVA AVANT, LJUBLJANA	AAPG	12 Sep 2003	2,951.872 SITm	2,951,872	SI 002111191 7	other financial intermediation
3 AKTIVA INVEST, LJUBLJANA	AKIR	27 May 2003	815.773 SITm	815,773	SI 02111135 4	enterprise & business counselling
4 AKTIVA NALOŽBE, LJUBLJANA	ATPG	27 Feb 2004	13,591.508 SITm	13,591,508	SI 002111216 2	holding companies management
5 ALPETOUR POTOVALNA AGENCIJA	APAG	2 Aug 2000	748.680 SITm	374,340	SI 003110989 3	passengers transportat
6 ARKADA HOLDING, LJUBLJANA	AR1R	13 Jan 2004	6,640.325 SITm	6,640,325	SI 002111207 1	holding companies management
7 AVTOPREVOZNIŠTVO IN SERVISI, VELENJE	ASVG	1 Sep 1997	308.696 SITm	308,696	SI 003110315 1	transport company
8 BELINKA HOLDING	BELG	19 Oct 2000	2,702.532 SITm	2,702,532	SI 003110216 1	holding companies management
9 CAPITA	CAP1	5 Sep 1997	315.963 SITm	315,963	SI 002110003 5	holding companies management
10 CERTIUS INVEST	CRIR	16 Sep 2003	3,091.062 SITm	3,091,062	SI 002111192 5	other financial intermediation
11 CETIS, CELJE	CETG	10 Mar 1997	2,400 SITm	200,000	SI 003110084 3	paper industry and graphics
12 CINKARNA, CELJE	CICG	6 Mar 1998	4,874.862 SITm	812,477	SI 003110380 5	metallurgic and chemical industry
13 COLOR, MEDVODE	COMG	15 Jan 1998	1,900.782 SITm	950,391	SI 003110360 7	resin, colours and varnish industry
14 CREINA, KRANJ	CRKG	21 Feb 2000	155.520 SITm	38,880	SI 003110915 8	production and wholesale of agricultural and industrial machines and gadgats
15 DZS, LJUBLJANA	DZS	12 May 1999	1,429.368 SITm	1,429,368	SI 003110527 1	publishing and trading
16 EGOLES, ŠKOFJA LOKA - V LIKVIDACIJI	GKRG	17 Sep 1999	51.399 SITm	51,399	SI 003110714 5	forest management and sale of wood products
17 ELMO, LJUBLJANA	IELG	22 Feb 2001	708 SITm	708,000	SI 003111026 3	electrical installations
18 ETRA 33	ETRG	7 Nov 2002	454.23 SITm	45,423	SI 003110712 9	production of electromotors, generators and transformers
19 FINIRA	FIRR	10 Oct 2002	2,179.206 SITm	2,179,206	SI 002111138 8	holding companies management
20 FOND INVEST	MHLG	30 Jan 2001	595.241 SITm	595,241	SI 003111007 3	holding companies management
21 GEA COLLEGE	GEAL	5 Jan 1995	248.2 SITm	248,200	SI 003110080 1	consulting
22 GEA TOVARNA OLJA	GSBG	30 June 1996	1,254.96 SITm	1,254,960	SI 003110129 6	oil - producing industry
23 GORENJSKI TISK, KRANJ	GTKG	19 Sep 1996	1,070.328 SITm	1,070,328	SI 003110119 7	graphics services
24 GORIŠKE OPEKARNE, RENČE	GORG	8 Mar 1999	523.634 SITm	523,634	SI 003110499 3	production of different clay brick products
25 GOZDNO GOSPODARSTVO BLEĐ	GGBG	27 Dec 1999	611.9 SITm	611,900	SI 003110737 6	forest management
26 GRADIS GP	GLJG	12 July 1999	609.5 SITm	304,750	SI 003110393 8	construction
27 GRAND HOTEL UNION	GHUG	5 Jan 2000	1,814.613 SITm	1,814,613	SI 003110865 5	hotel industry
28 HELIOS, DOMŽALE	HDOG	19 Sep 1996	2,198.61 SITm	219,861	SI 003110114 8	intermediary on fuel, mine sector
29 HIDROTEHNIK, LJUBLJANA	VHLG	5 July 1999	2,198.61 SITm	384,472	SI 003110551 1	building industry and protection against flood damage
30 HOTELI PALACE, PORTOROŽ	PALG	7 Oct 1997	2,346.102 SITm	2,346,102	SI 003110330 0	hotel industry
31 HRAM HOLDING	ST1R	27 Jan 2004	4,346.667 SITm	4,346,667	SI 002111210 5	holding companies management
32 IMP ČRPALKE	ICRG	9 Sep 1998	333.034 SITm	333,034	SI 003110434 0	production of pumps
33 IMP KLIMAT	KLIG	26 Apr 2002	353.9 SITm	353,900	SI 003111114 7	production of air conditioning equipment
34 INFOND HOLDING	IFFR	23 Sept 2002	16,833.414 SITm	16,833,414	SI 002111076 0	holding companies management
35 INFOND HOLDING 1	IFHR	22 Jul 2004	3,777.004 SITm	3,777,004	SI 002111308 7	holding companies management
36 INLES, RIBNICA	IHPG	8 Oct 1999	1,424.82 SITm	712,410	SI 003110745 9	production of furniture
37 INTARA, LJUBLJANA	INTR	5 Jan 1995	101 SITm	101,000	SI 003110114 8	brokerage house
38 INTERTRADE ITA	INRG	20 Oct 1997	695.31 SITm	69,531	SI 003110333 4	mechanical engineering representative
39 INTERTRADE ITS	ITSG	24 Apr 1998	1,260 SITm	1,260,000	SI 003110394 6	information and computer service
40 ISKRA AVTOELEKTRIKA	IALG	26 Oct 2004	3,216.626 SITm	1,608,313	SI 003110704 6	production of electrical equipment for machinery and vehicles
41 JADRAN, SEŽANA	JASG	23 Sep 1996	165.302 SITm	165,302	SI 003110154 4	commerce industry
42 JATA EMONA	JAMR	15 Jan 2002	3,197.534 SITm	3,197,534	SI 003111109 7	production and retailing of poultry meat
43 JAVOR, PIVKA	JPIG	13 Nov 2000	1,194.7 SITm	1,194,700	SI 003110910 9	production of plywood, bound and layer wood, fibre and other slabs
44 JELEN, SLOVENSKE KONJICE	JESG	29 Nov 1999	67.798 SITm	67,798	SI 003110430 8	restaurant & hotel capacities
45 JUTEKS, ŽALEC	JTKG	2 Nov 1999	641.432 SITm	641,432	SI 003110786 3	carpet production on various linings
46 KD HOLDING	KDHR	5 Feb 2001	10,988.272 SITm	1,373,534	SI 003111046 1	holding companies management
47 KLASJE, CELJE	KLKG	2 July 1999	820.343 SITm	820,343	SI 003110548 7	bread, pastries and sweets production
48 KOŠAKI TMI, MARIBOR	TKMG	11 Oct 1999	432.36 SITm	43,236	SI 003110424 1	secondary meat industry and production of meat products
49 KRONA HOLDING	KRHR	9 May 2002	1,287.121 SITm	1,287,121	SI 002111124 8	holding companies management
50 KS2 NALOŽBE	KS2G	22 Dec 2003	4,353.967 SITm	4,353,967	SI 002111203 0	holding companies management
51 LESNINA	MILG	12 Jan 2002	2,906.81 SITm	76,495	SI 003111116 2	wholesale and retail of furniture
52 LESNINA EMMI, SLOVENSKA BISTRICA	LSBG	8 May 1996	689.49 SITm	689,490	SI 003110035 5	aluminium and wood production
53 ŽITO INTES	IMTG	9 Mar 2000	2,518.194 SITm	2,518,194	SI 003110920 8	cereal processing and production of farinaceous food

F2) SEMI-OFFICIAL MARKET (3)

COMMON SHARES

	Issuer	Trading code	First trading day	Nominal value of issue traded	Number of shares traded	Isin code	Sector
54	LIP BLEĐ	LLBG	12 Jan 2000	1,942.454 SITm	1,942,454	SI 003110871 3	wood manufacturing
55	LIV POSTOJNA	LIVG	16 Nov 1999	1,616 SITm	161,600	SI 003110796 2	production of vacuum cleaners, plastic tubes and fittings, bicycles, hydraulic elevators and concrete mixers
56	LIZ INŽENIRING, LJUBLJANA	LIZG	11 Mar 1999	123,846 SITm	123,846	SI 003110371 4	consulting and engineering in object construction
57	MARINA, PORTOROŽ	MAPG	19 Sep 1996	627,864 SITm	313,932	SI 003110058 7	naautical and hotel industry
58	MAKSIMA HOLDING	MAHR	6 May 2003	6,399.85 SITm	6,399,850	SI 002111151 1	holding companies management
59	MAKSIMA INVEST	MKIR	26 Oct 2004	7,451.949 SITm	7,451,949	SI 002111319 4	holding companies management
60	MEDALJON, MARIBOR	MEDR	12 Oct 1999	1,734 SITm	1,734,000	SI 003110691 5	management of holding companies, business operations of own real estate and renting own real estate
61	MEDVEŠEK PUŠNIK, LJUBLJANA	MPL	12 Dec 1997	160 SITm	80,000	SI 002110324 5	financial consulting
62	MELAMIN, KOČEVJE	MKOG	23 Sep 1996	349.913 SITm	349,913	SI 00311020 1	chemical industry
63	MERCATA	MROR	27 Jul 2004	2,891.874 SITm	2,891,874	SI 002111199 0	holding companies management
64	MESNA INDUSTRIJA PRIMORSKE	MIPG	19 June 2000	1,478.742 SITm	1,478,742	SI 003110969 5	meat processing industry; wholesale and retail trade with provisions
65	MITOL, SEŽANA	MISG	15 May 1997	687.627 SITm	687,627	SI 003110271 6	production and sale of adhesive substances and resinous compound
66	MKT PRINT	MKTG	11 Oct 1999	1,039.54 SITm	103,954	SI 003110094 2	printing, publishing, retail and wholesale
67	MODRA LINJA HOLDING	MLHR	20 Nov 2002	1,882.991 SITm	1,882,991	SI 002111058 8	holding companies management
68	M1	MR1R	4 Aug 2004	2,681.638 SITm	2,681,638	SI 002111311 1	holding companies management
69	NAMA, LJUBLJANA	NALN	30 Apr 2004	953.795 SITm	953,795	SI 003110269 0	retail trade and renting of business premises
70	NFD HOLDING	NFZR	10 Dec 2003	31,859.997 SITm	31,859,997	SI 002111200 6	holding companies management
71	NIKO, ŽELEZNIKI	NKPG	17 Sep 1999	358.75 SITm	35,875	SI 003110717 8	office material, industrial paper-clips, electromagnets and other metal mechanisms production
72	PLAMA PUR	POPG	6 Dec 1999	686.798 SITm	686,798	SI 003110822 6	production and refashioning of poliuretanic (plastic) foams
73	POM-INVEST	POIR	19 Oct 2001	2,241.983 SITm	2,241,983	SI 002111098 4	holding companies management
74	POM-NALOŽBE	PPIG	13 May 2004	2,296.5 SITm	2,296,500	SI 002111303 8	holding companies management
75	PRVA POKOJNINSKA DRUŽBA	PPDG	20 Jul 2005	1,700 SITm	170,000	SI 002120064 5	company's core activity includes pension funds
76	RTC KRVAVEČ	RKRG	17 Oct 1997	2,311.468 SITm	1,155,734	SI 003110328 4	ski resort
77	SATURNUS EMBALAŽA, LJUBLJANA	SELR	3 Nov 1997	672.512 SITm	84,064	SI 003111175 8	production of package
78	SIJAJ, HRASTNIK	SIHG	7 Oct 1999	268.8 SITm	26,880	SI 003110742 6	production of decorative lights and metal products
79	KD GROUP	SKDR	21 Dec 2000	372.872 SITm	186,436	SI 003111016 4	holding companies management
80	SLOVENIJALES, LJUBLJANA	SLLG	8 May 1996	2,733.77 SITm	273,377	SI 003110040 5	commerce, engineering, representation
81	TEKSTINA, AJDOVŠČINA	TEAG	12 Feb 1997	1,127.293 SITm	1,127,293	SI 03110221 1	textile industry
82	TERME DOBRNA	ZDDG	5 July 1999	692.542 SITm	692,542	SI 03110539 6	medical services, tourist and hotel trade
83	TOSAMA, DOMŽALE	TODG	13 Sep 1996	2,956.7 SITm	295,670	SI 003110136 1	sanitary material production
84	TOVARNA SLADKORJA ORMOŽ	TSOR	12 Apr 1996	4,971.63 SITm	497,163	SI 003110020 7	sugar production
85	TRDNJAVA I HOLDING	TROR	31 Mar 2004	2,593.123 SITm	2,593,123	SI 002111219 6	holding companies management
86	TRDNJAVA II HOLDING	TR1R	31 Mar 2004	891.75 SITm	891,750	SI 002111220 4	holding companies management
87	TRIGLAV NALOŽBE	TRSG	7 Apr 2004	13,182.366 SITm	13,182,366	SI 002111223 8	holding companies management
88	TRIGLAV, finančna družba	TFDR	4 Mar 2003	6,356.989 SITm	6,356,989	SI 002111120 6	holding companies management
89	TUB SWATY, MARIBOR	TUBG	30 Dec 1997	1,155.76 SITm	288,940	SI 003110344 1	production and trade of knife grinders
90	UNITAS ARMATURE	USLG	26 Nov 1998	145.115 SITm	145,115	SI 003110467 0	production of sanitary, water and gas fittings
91	VELANA, LJUBLJANA	VLJG	23 Dec 2002	1,409.645 SITm	1,409,645	SI 003110069 4	non-clothing textile manufacturer
92	VIPA HOLDING	VHDR	5 Nov 2003	7,347.565 SITm	7,347,565	SI 002111131 3	other financial intermediation
93	VIZIJA HOLDING	VIHR	17 Mar 2003	2,277.503 SITm	2,277,503	SI 002111125 5	holding companies management
94	VIZIJA HOLDING ENA	VZPG	3 Feb 2004	2,129.725 SITm	2,129,725	SI 002111211 3	holding companies management
95	ZDRAVILIŠČE ROGAŠKA	RGS	11 Feb 1999	900.462 SITm	900,462	SI 003110489 4	health resort
96	ZLATA MONETA II finančna družba	ZM2R	13 Nov 2003	8,232.861 SITm	8,232,861	SI 002111198 2	other financial intermediation
97	ZVON ENA HOLDING	ZVHR	30 Oct 2003	12,431.743 SITm	12,431,743	SI 002111177 6	holding companies management
98	ZVON DVA HOLDING	ZV2R	25 Feb 2004	14,120.934 SITm	14,120,934	SI 002111215 4	holding companies management
99	ŽELEZARNA RAVNE - MONTER DRAVOGRAD	ZMDG	17 Sep 1999	336.225 SITm	336,225	SI 003110696 4	management of investment portfolios of subsidiaries

PREFERRED SHARES

	Issuer	Trading code	First trading day	Nominal value of issue traded	Number of shares traded	Isin code	Sector
1	KD HOLDING	KDHP	18 July 2001	2,131.304 SITm	266,413	SI 003120050 2	holding companies management
2	PRVA POKOJNINSKA DRUŽBA	PPDG	20 Jul 2005	1,700 SITm	170,000	SI 002120064 5	pension insurance
3	ZDRAVILIŠČE ROGAŠKA	RGP	11 Feb 1999	55.976 SITm	27,988	SI 003120028 8	health resort

F2) SEMI-OFFICIAL MARKET (4)

CLOSED-END FUNDS

	Issuer	Trading code	First trading day	Nominal value of issue traded	Number of shares traded	Isin code	Sector
1	MAKSIMA, delniška ID	MAIR	21 May 2003	7,811.823 SITm	7,811,823	SI 002111152 9	investment fund
2	INFOND ID	IFIR	23 Sept 2002	8,132.314 SITm	8,132,314	SI 002111078 6	investment fund
3	INFOND ID 1	IFDR	2 Aug 2004	4,956.471 SITm	4,956,471	SI 002111307 9	investment fund
4	KD ID	KDIR	9 Feb 2001	9,181.542 SITm	9,181,542	SI 002111341 8	investment fund
5	KRONA SENIOR	SNON	8 Dec 1998	7,317.04 SITm	73,170,428	SI 002110590 1	investment fund
6	MODRA LINIJA	MLON	7 Apr 1998	3,415,383,300 SIT	34,156,833	SI 002110596 8	investment fund
7	NFD 1 DELNIŠKI INVESTICIJSKI SKLAD	NFIN	26 Oct 1998	15,833.01 SITm	160,580,300	SI 002110600 8	investment fund
8	VIPA INVEST	VIIN	13 Nov 2003	3,079.247 SITm	3,079,247	SI 002111132 1	investment fund
9	ZLATA MONETA I	ZM1N	31 Mar 1999	13,659.56 SITm	136,595,600	SI 002110617 2	investment fund
10	ZVON ENA ID	ZVIR	24 Nov 2003	2,277.577 SITm	2,277,577	SI 002111178 4	investment fund