



MONTHLY STATISTICS
LJUBLJANA STOCK EXCHANGE

November 2005
Year XI., No. 11/05

TURNOVER

Market	Turnover (in EURm)	Volume in pieces	Number of bargains
Official market	38.58	524,807	7,980
Prime market shares	31.27	193,951	5,327
Shares	5.23	155,236	1,900
Bonds	2.09	175,620	753
Semi-official market	20.33	5,760,697	16,359
Shares	9.48	1,601,001	10,145
Bonds	4.76	79,084	391
Investment funds	6.08	4,080,612	5,823
Short-term securities	0.00	0	0
Market maker trading segment*	137.11	3,310,043	71
Bonds	137.11	3,310,043	71
Short-term securities	0.00	0	0
Total via BTS with shares	58.91	6,285,504	24,339

*special segment for trading in securities issued by Republic of Slovenia.

MARKET SIZE

Market	Market capitalisation (in EURm)	Number of securities	Number of issuers
Official market	9,644.05	86	33
Prime market shares	3,278.44	6	6
Shares	1,675.72	19	19
Bonds	4,689.89	61	8
Semi-official market	3,561.60	146	127
Shares	1,775.51	100	98
Bonds	1,127.55	36	19
Investment funds	658.53	10	10
Short term securities	-	15	1
Total (cap. of shares)	13,205.65	232	155

MONTHLY TURNOVER BY MARKETS IN SITm - OTHER SECURITIES

	Organized market			
	Official and semi-official market	Market maker segment**	Block trades	Off-market trades*
nov.04	6,417		13,496	21,934
dec.04	6,484		28,038	24,120
jan.05	4,446		10,924	12,350
feb.05	3,228		32,111	10,790
mar.05	5,041		14,211	24,450
apr.05	3,439		22,567	18,540
may.05	3,483		27,366	19,842
jun.05	3,599		40,519	27,922
jul.05	2,589		18,109	21,003
aug.05	2,148		27,759	11,036
sep.05	3,875	68,412	7,320	33,387
oct.05	2,576	42,767	5,040	5,000
nov.05	3,099	52,437	4,445	13,784

MONTHLY TURNOVER BY MARKETS IN SITm - SHARES

	Organized market	Block trades	Off-market trades*
nov.04	11,582	1,651	22,706
dec.04	14,901	1,958	37,791
jan.05	12,233	1,966	12,746
feb.05	8,911	965	8,523
mar.05	9,361	1,347	7,023
apr.05	6,160	891	4,899
may.05	4,533	593	17,060
jun.05	5,533	887	7,572
jul.05	6,254	926	3,952
aug.05	4,583	650	4,928
sep.05	10,495	9,042	13,044
oct.05	9,508	5,854	13,176
nov.05	11,015	47,811	34,587

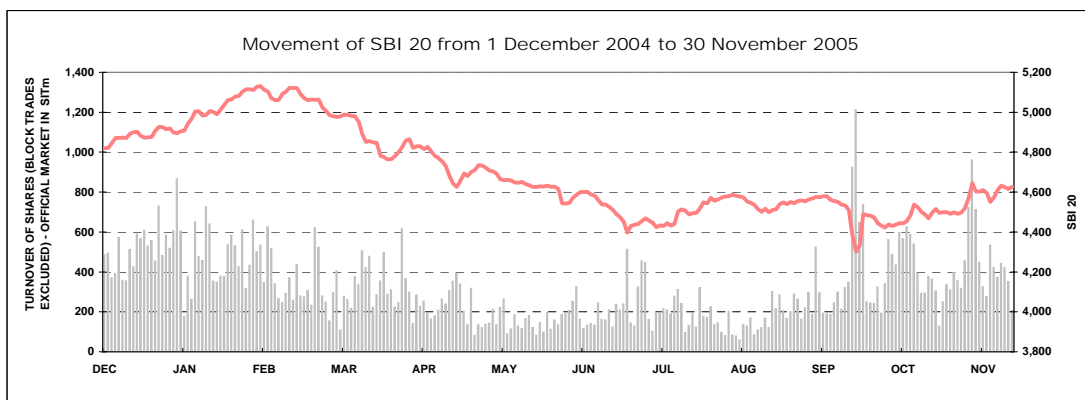
* appreciation of off-market transactions with marketable securities based on volume of off-market transaction (block trades excluded) and their monthly average prices

* appreciation of off-market transactions with marketable securities based on volume of off-market transaction (block and TUVL trades excluded) and their monthly average prices

** special segment for trading in securities issued by Republic of Slovenia

NOMINAL RETURN

STOCK EXCHANGE INDICES	Nominal return in November 2005	Nominal return in Year 2005
Slovene stock exchange index (SBI 20)	2.45%	-5.67%
Investment fund index (PIX)	-1.97%	-11.87%
Bond index (BIO)	-0.11%	0.94%





ISSUER

Ljubljana Stock Exchange Inc.
Slovenska 56
1000 Ljubljana

INFORMATIONS

E-mail:	info@ljse.si
Phone:	+386 1 47-10-211 +386 1 47-10-205
Contact persons:	Nataša Žabkar, Darja Jermaniš

STATISTICS ON WEB:

<http://www.ljse.si/cgi-bin/jve.cgi?doc=1989&sid=oW6SxKEMNaGgXs4b>

Investment Point of Slovenia

BORZA
LIUBLJANA STOCK EXCHANGE

Contact Contents SLO
Search

WHAT'S NEW STATISTICAL DATA FOR ISSUERS FOR INVESTORS ABOUT THE LISE

Welcome
Welcome to the Ljubljana Stock Exchange website!

QUICK LINKS
SEOnet
Daily price list
List of members
LJSE Indices
Statistical data

INDICES AS AT Sep 13. 2005

Index	Change %
SBI20	0.01% ▲
PIX	-0.11% ▼
BIO	0.00%

Ascending, SBI20, 4,568.07 + 0.01%

TOP FIVE SECURITIES AS AT Sep 12. 2005

Symbol	Value	Change in %	Turnover (in SIT mio)
RGP	400.00	100.00% ▲	1.58
KDHR	13,550.53	3.20% ▲	27.84
SELR	34,050.00	2.87% ▲	1.02
LKPG	7,337.01	1.90% ▲	19.52
AAPG	430.50	1.48% ▲	126.72

ABOUT THE LISE
Market capitalisation (SIT mio): 3,008,878
Turnover (SIT mio): 511,329,779
No of securities: 237

NEW
New Official Price List
LJSE Liquidity Criteria

MEDIA ROOM
Detailed information about Ljubljana

WHAT'S NEW
Issuer's announcements >>
September 8. 2005
MERKUR, d.d., Naklo - Summary of unaudited half-yearly...
August 29. 2005
GORENJE, d.d., Velenje - Notice on the qualified stake
August 26. 2005
GORENJE, d.d., Velenje - The change in the portion of the...
Stock Exchange announcements >>
Statistical announcements >>

OSI goren
slovene stock exchange index

SEOnet
Company news on SEOnet

Internet

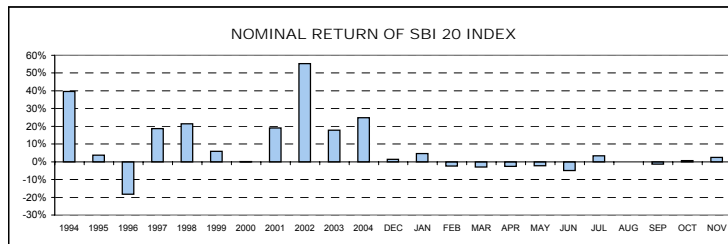
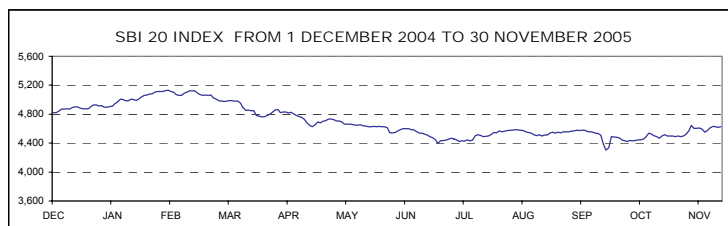
INDEX

	Page
A) STOCK EXCHANGE INDICES	1
A1) Values, yields and movements of Stock Exchange Indices	1
A2) Index compositions	3
B) NUMBER OF ISSUERS, TRADED SECURITIES AND MEMBERS	4
C) TURNOVER	5
C1) Monthly turnover by securities on official market	5
C2) Monthly turnover by securities on semi-official market	7
C3) Monthly turnover by securities on market maker trading segment	10
C4) Most traded securities	12
C5) Turnover by LJSE members	13
C6) Monthly turnover in Years 2004 and 2005	17
D) MARKET CAPITALISATION	20
D1) Market capitalisation of shares	21
D2) Market capitalisation of bonds	24
D3) Market capitalisation of investment funds	26
E) OTHER	27
E1) Indicators (shares on official market)	27
E2) Record values	28
E3) New listed securities and changes	29
F) LIST OF SECURITIES	32
F1) Official market	32
F2) Semi-official market	34

A) STOCK EXCHANGE INDICES

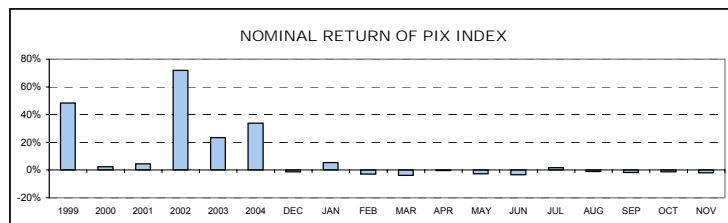
SBI 20 - SLOVENE STOCK EXCHANGE INDEX

Year	Max	Date	Min	Date	Close	Nominal return
1994	1,598.03	28 June 1994	1,131.23	21 Oct 1994	1,396.81	39.68%
1995	1,590.17	9 Nov 1995	1,016.99	13 July 1995	1,448.75	3.72%
1996	1,589.18	13 Mar 1996	891.93	10 Sept 1996	1,183.26	-18.33%
1997	1,655.36	10 Feb 1997	1,156.14	6 Jan 1997	1,404.70	18.71%
1998	2,026.47	10 Aug 1998	1,378.49	6 Jan 1998	1,705.77	21.43%
1999	1,981.87	19 Feb 1999	1,679.48	5 Jan 1999	1,806.26	5.89%
2000	1,903.66	24 Jan 2000	1,584.23	25 May 2000	1,807.94	0.09%
2001	2,159.35	19 Dec 2001	1,700.24	25 Apr 2001	2,151.59	19.01%
2002	3,547.64	8 Nov 2002	2,194.34	3 Jan 2002	3,356.44	56.00%
2003	4,034.53	5 Dec 2003	3,067.67	3 Jul 2003	3,931.64	17.14%
2004	4,935.29	15 Nov 2004	3,922.74	5 Jan 2004	4,904.48	24.74%
Year 2005	Max	Date	Min	Date	Close	Nominal return
January	5,128.56	31 Jan 2005	4,908.79	3 Jan 2005	5,128.56	4.57%
February	5,131.61	1 Feb 2005	5,005.88	28 Feb 2005	5,005.88	-2.39%
March	4,989.02	7 Mar 2005	4,764.25	23 Mar 2005	4,858.45	-2.95%
April	4,865.12	1 Apr 2005	4,625.88	20 Apr 2005	4,734.72	-2.55%
May	4,734.07	3 May 2005	4,625.17	23 May 2005	4,627.39	-2.27%
June	4,615.29	1 Jun 2005	4,396.80	30 Jun 2005	4,396.80	-4.98%
July	4,548.44	29 Jul 2005	4,396.80	1 Jul 2005	4,548.44	3.45%
August	4,587.76	10 Aug 2005	4,499.58	25 Aug 2005	4,549.32	0.02%
September	4,579.86	15 Sep 2005	4,301.58	28 Sep 2005	4,490.19	-1.30%
October	4,538.12	21 Oct 2005	4,422.45	10 Oct 2005	4,515.85	0.57%
November	4,644.52	15 Nov 2005	4,490.71	9 Nov 2005	4,626.80	2.45%



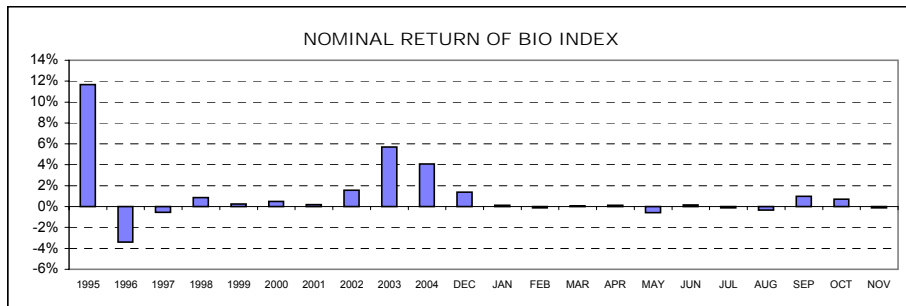
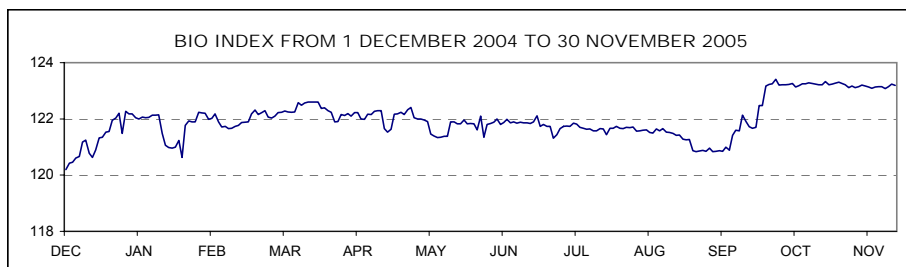
PIX - INVESTMENT FUNDS INDEX

Year	Max	Date	Min	Date	Close	Nominal return
1999	1,633.77	8 Sep 1999	965.15	5 Jan 1999	1,483.50	48.35%
2000	1,572.13	17 Jan 2000	1,097.07	25 May 2000	1,520.79	2.51%
2001	1,588.02	28 Dec 2001	1,328.44	23 May 2001	1,588.02	4.42%
2002	3,013.05	27 Nov 2002	1,551.00	3 Jan 2002	2,729.73	71.89%
2003	3,374.22	29 Dec 2003	2,558.26	12 Mar 2003	3,372.03	23.53%
2004	4,606.40	26 Nov 2004	3,367.18	5 Jan 2004	4,513.38	33.85%
Year 2005	Max	Date	Min	Date	Close	Nominal return
January	4,752.47	31 Jan 2005	4,508.47	3 Jan 2005	4,752.47	5.30%
February	4,732.50	1 Feb 2005	4,614.44	28 Feb 2005	4,614.44	-2.90%
March	4,595.54	10 Mar 2005	4,312.28	23 Mar 2005	4,440.03	-3.78%
April	4,462.86	1 Apr 2005	4,330.72	20 Apr 2005	4,419.03	-0.47%
May	4,460.03	4 May 2005	4,299.59	30 May 2005	4,299.72	-2.70%
June	4,300.80	1 Jun 2005	4,152.75	29 Jun 2005	4,157.40	-3.31%
July	4,230.39	29 Jul 2005	4,153.26	1 Jul 2005	4,230.39	1.76%
August	4,297.43	8 Aug 2005	4,185.75	31 Aug 2005	4,185.75	-1.06%
September	4,201.81	14 Sep 2005	3,913.66	28 Sep 2005	4,115.64	-1.68%
October	4,119.32	21 Oct 2005	3,973.13	6 Oct 2005	4,057.74	-1.41%
November	4,197.13	15 Nov 2005	3,977.78	30 Nov 2005	3,977.78	-1.97%



BIO - STOCK EXCHANGE BOND INDEX

Year	Max	Date	Min	Date	Close	Nominal return
1995	113.52	14 Dec 1995	100.46	5 July 1995	111.68	11.68%
1996	111.96	8 Jan 1996	106.61	28 June 1996	107.89	-3.39%
1997	110.97	8 Apr 1997	104.90	29 Jan 1997	107.31	-0.54%
1998	108.22	30 Dec 1998	101.68	25 May 1998	108.22	0.85%
1999	110.52	4 Feb 1999	104.53	16 Aug 1999	108.50	0.26%
2000	109.63	15 Dec 2000	103.96	9 June 2000	109.03	0.49%
2001	110.08	17 Sept 2001	107.81	21 Mar 2001	109.25	0.20%
2002	111.06	27 Dec 2002	107.17	12 Mar 2002	110.96	1.57%
2003	118.14	21 Nov 2003	110.20	24 Jan 2003	117.27	5.69%
2004	122.27	27 Dec 2004	116.28	14 Jan 2004	122.04	4.07%
Year 2004	Max	Date	Min	Date	Close	Nominal return
January	122.23	27 Jan 2005	120.63	20 Jan 2005	122.20	0.13%
February	122.31	22 Feb 2005	121.65	10 Feb 2005	122.06	-0.12%
March	122.60	16 Mar 2005	121.89	29 Mar 2005	122.16	0.08%
April	122.33	29 Apr 2005	121.53	20 Apr 2005	122.33	0.14%
May	122.41	3 May 2005	121.34	13 May 2005	121.61	-0.59%
June	122.11	28 Jun 2005	121.35	6 Jun 2005	121.80	0.16%
July	121.85	13 July 2005	121.31	5 Jul 2005	121.67	-0.11%
August	121.74	1 Aug 2005	121.26	31 Aug 2005	121.26	-0.33%
September	122.47	30 Sep 2005	120.83	5 Sep 2005	122.47	1.00%
October	123.41	7 Oct 2005	122.47	3 Oct 2005	123.33	0.70%
November	123.31	7 Nov 2005	123.08	25 Nov 2005	123.19	-0.11%



A2) INDEX COMPOSITIONS

COMPOSITION OF SLOVENE STOCK EXCHANGE INDEX - SBI 20 ON 30 NOVEMBER 2005 *

Issuer	Trading code	Adjusted number of shares	Base value in SIT	Adjusted share	Sector	Market capitalisation (free float) of index on 30 Nov 2005	Sector share
KRKA	KRKG	657,953	30,026.12	10.00	pharmaceuticals	68,424,388,075 SIT	13.48%
PETROL	PETG	790,521	22,251.50	10.00	oil and gas	55,335,885,014 SIT	10.90%
MERCATOR	MELR	1,265,260	4,520.37	10.00	trade	46,947,092,722 SIT	16.10%
SAVA	SAVA	1,398,341	16,791.89	10.00	industrial conglomerates	59,497,409,922 SIT	17.68%
PIVOVARNA LAŠKO	PILR	6,938,394	6,199.69	9.99	food and beverages	51,440,767,428 SIT	11.45%
GORENJE	GRVG	7,533,788	2,157.29	9.73	household appliances	41,733,192,612 SIT	8.22%
LUKA KOPER	LKPG	4,409,659	2,310.79	7.06	transport	31,789,496,311 SIT	15.81%
ISTRABENZ	ITBG	3,789,497	2,700.00	6.84	industrial conglomerates	30,244,392,402 SIT	
INTEREUROPA	IEKG	4,797,610	4,919.17	6.68	transport	25,985,534,924 SIT	
MERKUR	MER	1,016,916	18,003.70	6.67	trade	34,778,527,200 SIT	
AERODROM LJUBLJANA	AELG	2,129,725	11,492.98	4.15	transport	22,466,469,025 SIT	
TERME ČATEŽ	TCRG	346,268	39,457.14	2.53	health resort	11,069,924,796 SIT	2.18%
ETOL	ETOG	194,821	49,033.53	2.43	chemicals	9,385,057,483 SIT	1.85%
DELO	DELR	378,776	29,663.00	2.15	publishing	11,798,872,400 SIT	2.32%
ŽITO	ZTOG	233,383	18,007.22	1.78	food and beverages	6,701,359,462 SIT	
Market capitalisation of index						507,598,369,776.34	
Share of market capitalisation (shares official market) in index							42.77%

COMPOSITION OF INVESTMENT FUNDS INDEX - PIX ON 30 NOVEMBER 2005

Issuer	Trading code	Adjusted number of shares	Base value in SIT	Adjusted share	Market capitalisation of index on 30 Nov 2005
KD ID	KDIR	9,063,986	577.40	15.00	18,148,819,168 SIT
NFD 1 DELNIŠKI INVESTICIJSKI SKLAD	NF1N	63,534,463	65.42	15.00	19,727,450,762 SIT
INFOND ID	IFIR	8,132,314	1691.31	14.63	17,992,826,048 SIT
MAKSIMA ID	MAIR	7,811,823	1707.96	14.18	17,489,578,042 SIT
ZLATA MONETA I, ID	ZM1N	136,595,600	23.56	12.99	17,762,891,824 SIT
KRONA SENIOR	SN0N	73,170,428	26.93	8.41	11,105,807,562 SIT
MODRA LINIJA	ML0G	34,156,833	170.00	6.15	8,122,494,887 SIT
ZVON ENA ID	ZVIR	2,277,577	2500.14	4.73	5,689,341,794 SIT
VIPA INVEST	VIIN	3,079,247	1674.92	4.67	5,917,881,639 SIT
INFOND ID 1	IFDR	4,956,471	1232.99	4.24	5,442,403,417 SIT
Market capitalisation of index					127,399,495,143 SIT
Share of market capitalisation (inv.funds) in index					80.75%

COMPOSITION OF STOCK EXCHANGE BOND INDEX - BIO ON 30 NOVEMBER 2005

Bonds	Trading code	Base value	Share
SLOVENSKA ODŠKODNINSKA DRUŽBA 2 nd issue	SOS2E	104.03	50.00
REPUBLIKA SLOVENIJA 50 th issue	RS50	103.20	16.42
REPUBLIKA SLOVENIJA 32 nd issue	RS32	109.10	14.03
ABANKA VIPA 8 th issue	AB08	104.40	13.02
CIMOS 1 st issue	CIM1	106.60	6.52

B) NUMBER OF ISSUERS, TRADED SECURITIES AND MEMBERS

	31 Dec 2002	31 Dec 2003	31 Dec 2004	31 Oct 2005	30 Nov 2005
NUMBER OF ISSUERS	191	181	172	156	155
Official market	48	45	40	33	33
Prime market shares				6	6
Shares	35	32	29	19	19
Bonds	15	13	11	8	8
Semi-official market	148	141	137	128	127
Shares	101	102	111	99	98
Bonds	14	12	15	19	19
Investment funds	33	26	11	10	10
Short term securities	1	1	1	1	1
	31 Dec 2002	31 Dec 2003	31 Dec 2004	31 Oct 2005	30 Nov 2005
NUMBER OF SECURITIES	266	254	254	234	232
Official market	109	106	105	88	86
Prime market shares				6	6
Shares	36	32	29	19	19
Bonds	73	74	76	63	61
Semi-official market	156	148	149	146	146
Shares	104	104	113	101	100
Bonds	19	18	25	35	36
Investment funds	33	26	11	10	10
Short term securities	10	10	10	16	15
	31 Dec 2002	31 Dec 2003	31 Dec 2004	31 Oct 2005	30 Nov 2005
NUMBER OF MEMBERS	27	27	27	27	27

C) TURNOVER

C1) TURNOVER BY SECURITIES ON OFFICIAL MARKET IN NOVEMBER 2005

1. Shares

Issue	Total (block trades excluded) (in SIT)	Total (block trades excluded) (in EUR)	Block trades (in SIT)	Cross trades (in SIT)	Share in total turnover (block trades excluded) on official market	Share in turnover (block trades excluded) of shares	Volume in pieces (block trades excluded)	Number of bargains (block trades excluded)
Total shares	8,743,202,616	36,494,089	45,779,828,841	701,733,888	94.59%	100.00%	349,140	7,225
Common shares	8,742,376,276	36,490,640	45,779,828,841	701,616,848	94.58%	99.99%	349,006	7,220
1 PRIME MARKET SHARES	7,490,787,839	31,266,500	40,005,859,496	586,517,973	81.04%	85.68%	193,951	5,327
1 KRKA	3,488,853,918	14,562,448	2,761,529,080	190,186,867	37.74%	39.90%	34,136	2,108
2 PETROL	2,242,539,024	9,360,349	3,015,628,343	97,959,345	24.26%	25.65%	33,241	1,597
3 MERCATOR	1,161,279,218	4,847,179	33,842,414,773	227,361,190	12.56%	13.28%	31,207	804
4 GORENJE	401,541,922	1,676,024	141,713,300	23,875,280	4.34%	4.59%	72,046	522
5 INTEREUROPA	112,119,157	467,983	0	21,493,546	1.21%	1.28%	20,841	185
6 MERKUR	84,454,600	352,517	244,574,000	25,641,745	0.91%	0.97%	2,480	111
SHARES	1,251,588,437	5,224,140	5,773,969,345	115,098,875	13.54%	14.31%	155,055	1,893
1 PIVOVARNA LAŠKO	232,144,444	968,980	171,016,307	15,117,883	2.51%	2.66%	31,591	301
2 LUKA KOPER	201,707,221	841,924	0	11,229,432	2.18%	2.31%	27,962	309
3 SAVA	141,497,924	590,615	293,638,818	3,878,952	1.53%	1.62%	3,308	215
4 ISTRABENZ	141,852,367	592,095	0	28,409,506	1.53%	1.62%	17,969	326
5 DROGA KOLINSKA	117,374,909	489,915	30,000,000	13,583,228	1.27%	1.34%	39,701	156
6 DELO	83,192,224	347,246	5,109,481,720	277,002	0.90%	0.95%	2,762	41
7 SALUS, LJUBLJANA	71,299,015	297,602	0	1,834,500	0.77%	0.82%	581	40
8 TERME ČATEŽ	68,932,340	287,727	169,832,500	2,416,127	0.75%	0.79%	2,191	63
9 AERODROM LJUBLJANA	65,985,622	275,423	0	9,927,633	0.71%	0.75%	6,338	135
10 ŽITO	50,535,375	210,932	0	4,162,693	0.55%	0.58%	1,772	141
11 ETOL	37,800,646	157,779	0	2,545,000	0.41%	0.43%	788	73
12 DELO PRODAJA	18,623,221	77,737	0	16,119,141	0.20%	0.21%	4,377	19
13 KOMPAS MTS	6,274,700	26,192	0	0	0.07%	0.07%	7,382	12
14 COMET	6,142,820	25,640	0	2,764,518	0.07%	0.07%	2,756	17
15 MLINOTEST	4,274,194	17,840	0	2,776,704	0.05%	0.05%	3,114	14
16 GEODETSKI ZAVOD SLOVENIJE	2,914,000	12,163	0	0	0.03%	0.03%	1,240	4
17 EMONA OBALA	1,037,415	4,330	0	56,556	0.01%	0.01%	1,223	27
Preferred shares	826,340	3,449	0	117,040	0.01%	0.01%	134	5
1 PROBANKA	826,340	3,449	0	117,040	0.01%	0.01%	134	5

2. Bonds

Issue	Total (block trades excluded) (in SIT)	Total (block trades excluded) (in EUR)	Block trades (in SIT)	Cross trades (in SIT)	Share in total turnover (block trades excluded) on official market	Share in turnover (block trades excluded) of bonds	Volume in pieces (block trades excluded)	Number of bargains (block trades excluded)
Total bonds	500,424,130	2,088,785	2,162,250,917	237,507,283	5.41%	100.00%	175,620	753
1 REPUBLIKA SLOVENIJA 39 th issue	89,534,445	373,716	0	9,195,214	0.97%	17.89%	148,779	396
2 REPUBLIKA SLOVENIJA 60 th issue	74,836,460	312,374	0	72,339,570	0.81%	14.95%	7,466	19
3 REPUBLIKA SLOVENIJA 58 th issue	43,800,909	182,827	34,797,000	23,885,566	0.47%	8.75%	4,386	107
4 NOVA KBM 5 th issue	30,997,000	129,379	48,300,000	30,997,000	0.34%	6.19%	295	3
5 REPUBLIKA SLOVENIJA 59 th issue	27,227,135	113,647	0	5,228,060	0.29%	5.44%	2,647	24
6 REPUBLIKA SLOVENIJA 21 st issue	26,473,888	110,503	0	0	0.29%	5.29%	3,146	11
7 BANKA CELJE 7 th issue	25,035,337	104,500	0	25,035,337	0.27%	5.00%	1,000	1
8 REPUBLIKA SLOVENIJA 53 rd issue	23,908,418	99,793	75,572,723	13,615,530	0.26%	4.78%	907	31
9 REPUBLIKA SLOVENIJA 38 th issue	20,649,387	86,189	175,782,431	2,533,036	0.22%	4.13%	726	26
10 REPUBLIKA SLOVENIJA 26 th issue	15,610,983	65,162	0	805,793	0.17%	3.12%	606	13
11 REPUBLIKA SLOVENIJA 29 th issue	15,169,176	63,317	0	12,353,764	0.16%	3.03%	586	18
12 NLB 16 th issue	12,156,000	50,740	49,916,250	12,156,000	0.13%	2.43%	120	1
13 NOVA KBM 8 th issue	12,084,000	50,440	704,900,000	0	0.13%	2.41%	120	1
14 REPUBLIKA SLOVENIJA 57 th issue	11,165,110	46,602	0	380,450	0.12%	2.23%	1,027	5
15 REPUBLIKA SLOVENIJA 55 th issue	11,020,052	45,999	0	889,922	0.12%	2.20%	1,076	42
16 NLB 17 th issue	10,000,000	41,739	301,050,000	0	0.11%	2.00%	100	1
17 REPUBLIKA SLOVENIJA 50 th issue	9,919,605	41,401	0	2,073,232	0.11%	1.98%	401	10
18 REPUBLIKA SLOVENIJA 33 rd issue	7,310,018	30,514	0	0	0.08%	1.46%	40	3
19 REPUBLIKA SLOVENIJA 18 th issue	6,577,225	27,454	268,808,199	2,869,997	0.07%	1.31%	252	4
20 REPUBLIKA SLOVENIJA 49 th issue	6,202,979	25,892	0	5,816,967	0.07%	1.24%	64	5
21 REPUBLIKA SLOVENIJA 51 st issue	5,233,135	21,844	0	2,677,220	0.06%	1.05%	508	10
22 REPUBLIKA SLOVENIJA 22 nd issue	5,180,900	21,626	131,900,000	5,180,900	0.06%	1.04%	515	1
23 REPUBLIKA SLOVENIJA 56 th issue	2,845,091	11,876	0	2,472,491	0.03%	0.57%	273	3
24 REPUBLIKA SLOVENIJA 54 th issue	2,325,635	9,708	0	2,325,635	0.03%	0.46%	205	2
25 ABANKA 4 th issue	2,115,673	8,831	0	2,115,673	0.02%	0.42%	86	3
26 STANOVANJSKI SKLAD RS 1 st issue	968,151	4,041	0	968,151	0.01%	0.19%	175	3
27 HOTELI BERNARDIN	515,455	2,151	0	515,455	0.01%	0.10%	7	1
28 REPUBLIKA SLOVENIJA 32 nd issue	420,884	1,757	0	0	0.00%	0.08%	16	2
29 REPUBLIKA SLOVENIJA 25 th issue	405,400	1,692	0	405,400	0.00%	0.08%	40	1
30 STANOVANJSKI SKLAD RS 2 nd issue	321,244	1,341	0	256,485	0.00%	0.06%	5	2
31 REPUBLIKA SLOVENIJA 23 rd issue	290,409	1,212	0	290,409	0.00%	0.06%	11	2
32 REPUBLIKA SLOVENIJA 10 th issue	124,026	518	0	124,026	0.00%	0.02%	35	2
33 ABANKA 5 th issue	0	0	0	0	0.00%	0.00%	0	0
34 ABANKA 6 th issue	0	0	0	0	0.00%	0.00%	0	0
35 ABANKA VIPA 7 th issue	0	0	0	0	0.00%	0.00%	0	0
36 BANKA CELJE 4 th issue	0	0	0	0	0.00%	0.00%	0	0
37 BANKA CELJE 5 th issue	0	0	0	0	0.00%	0.00%	0	0
38 BANKA CELJE 6 th issue, A series	0	0	0	0	0.00%	0.00%	0	0
39 BANKA CELJE 8 th issue	0	0	0	0	0.00%	0.00%	0	0
40 BANKA VIPA 3 rd issue	0	0	0	0	0.00%	0.00%	0	0
41 BANKA VIPA 4 th issue	0	0	0	0	0.00%	0.00%	0	0
42 BANKA VIPA 5 th issue	0	0	0	0	0.00%	0.00%	0	0
43 BANKA VIPA 6 th issue	0	0	0	0	0.00%	0.00%	0	0
44 BANKA VIPA 7 th issue	0	0	0	0	0.00%	0.00%	0	0
45 BTC 2 nd issue	0	0	0	0	0.00%	0.00%	0	0
46 BTC HIPOTEKARNE	0	0	0	0	0.00%	0.00%	0	0
47 NLB 10 th issue	0	0	0	0	0.00%	0.00%	0	0
48 NLB 11 th issue	0	0	0	0	0.00%	0.00%	0	0
49 NLB 12 th issue	0	0	0	0	0.00%	0.00%	0	0
50 NLB 13 th issue	0	0	0	0	0.00%	0.00%	0	0
51 NLB 3 rd issue	0	0	0	0	0.00%	0.00%	0	0
52 NLB 9 th issue	0	0	0	0	0.00%	0.00%	0	0
53 NOVA KBM 2 nd issue	0	0	163,174,314	0	0.00%	0.00%	0	0
54 NOVA KBM 3 rd issue, A series	0	0	0	0	0.00%	0.00%	0	0
55 NOVA KBM 3 rd issue, B series	0	0	0	0	0.00%	0.00%	0	0
56 NOVA KBM 6 th issue	0	0	0	0	0.00%	0.00%	0	0
57 NOVA KBM 7 th issue	0	0	0	0	0.00%	0.00%	0	0
58 REPUBLIKA SLOVENIJA 27 th issue	0	0	0	0	0.00%	0.00%	0	0
59 REPUBLIKA SLOVENIJA 31 st issue	0	0	208,050,000	0	0.00%	0.00%	0	0
60 REPUBLIKA SLOVENIJA 44 th issue	0	0	0	0	0.00%	0.00%	0	0
61 REPUBLIKA SLOVENIJA 48 th issue	0	0	0	0	0.00%	0.00%	0	0
62 REPUBLIKA SLOVENIJA 52 nd issue	0	0	0	0	0.00%	0.00%	0	0
Total official market	9,243,626,746	38,582,874	47,942,079,758	939,241,171	100.00%	-	524,760	7,978

C2) TURNOVER BY SECURITIES ON SEMI-OFFICIAL MARKET IN NOVEMBER 2005

1. Shares (1)

Issue	Total (block trades excluded) (in SIT)	Total (block trades excluded) (in EUR)	Block trades (in SIT)	Cross trades (in SIT)	Share in total turnover (block trades excluded) on semi-official market	Share in turnover (block trades excluded) of shares	Volume in pieces (block trades excluded)	Number of bargains (block trades excluded)
Total shares	2,271,814,573	9,482,663	2,031,632,350	307,544,081	46.64%	100.00%	1,601,001	10,145
Total common shares	2,260,734,898	9,436,416	2,031,632,350	307,532,758	46.42%	99.51%	1,599,045	9,967
1 ZVON ENA HOLDING	881,507,993	3,679,526	30,400,000	116,347,516	18.10%	38.80%	464,343	1,311
2 HELIOS, DOMŽALE	118,316,454	493,848	0	19,554,650	2.43%	5.21%	621	94
3 INFOND HOLDING	110,559,419	461,473	0	4,420,189	2.27%	4.87%	126,331	560
4 NFD HOLDING	98,382,464	410,646	1,092,156,370	12,483,231	2.02%	4.33%	137,469	846
5 SATURNUS EMBALAŽA	81,139,401	338,673	0	234,056	1.67%	3.57%	1,913	67
6 VIPA HOLDING	77,053,252	321,621	0	2,456,942	1.58%	3.39%	83,924	444
7 JUTEKS	69,770,764	291,222	0	0	1.43%	3.07%	2,743	84
8 KD HOLDING	66,493,911	277,541	70,000,000	18,819,326	1.37%	2.93%	5,169	454
9 ZVON DVA HOLDING	62,765,327	261,986	0	1,988,704	1.29%	2.76%	173,114	1,159
10 TRIGLAV, FINANČNA DRUŽBA	60,789,141	253,738	0	1,959,945	1.25%	2.68%	35,451	648
11 LIZ INŽENIRING	54,936,519	229,311	0	42,523,500	1.13%	2.42%	36,684	46
12 ISKRA AVTOELEKTRIKA	53,565,531	223,587	0	1,643,298	1.10%	2.36%	5,923	39
13 MAKSIMA INVEST	48,237,257	201,344	0	2,173,012	0.99%	2.12%	97,217	529
14 LESNINA	40,508,362	169,083	0	4,036,999	0.83%	1.78%	151	47
15 ETRA 33	37,300,353	155,692	0	3,470,358	0.77%	1.64%	379	53
16 CINKARNA CELJE	35,377,505	147,664	0	3,556,032	0.73%	1.56%	1,509	54
17 SLOVENIJALES	33,296,288	138,972	0	866,058	0.68%	1.47%	2,685	58
18 MAKSIMA HOLDING	31,234,710	130,374	289,661,558	13,156,622	0.64%	1.37%	37,428	515
19 TRIGLAV NALOŽBE	29,238,410	122,043	0	407,360	0.60%	1.29%	76,923	555
20 ZLATA MONETA II	24,812,470	103,567	0	3,165,016	0.51%	1.09%	56,838	257
21 AKTIVA NALOŽBE	22,074,499	92,138	0	7,320,049	0.45%	0.97%	23,236	223
22 TOSAMA	18,966,266	79,165	0	149,000	0.39%	0.83%	1,786	49
23 MODRA LINIJA HOLDING	16,996,500	70,945	0	9,759,600	0.35%	0.75%	18,885	310
24 MITOL SEŽANA	16,656,934	69,527	0	143,500	0.34%	0.73%	4,117	6
25 HRAM HOLDING	13,709,296	57,223	30,000,422	580,990	0.28%	0.60%	34,130	81
26 HOTELI PALACE	12,235,200	51,069	0	7,152,000	0.25%	0.54%	7,647	55
27 KRONA HOLDING	11,011,894	45,963	0	124,840	0.23%	0.48%	17,880	17
28 INFOND HOLDING 1	10,836,742	45,233	0	614,885	0.22%	0.48%	23,778	495
29 IMP KLIMAT	10,810,800	45,125	0	5,829,000	0.22%	0.48%	4,605	17
30 AKTIVA INVEST	8,714,571	36,373	0	1,492,220	0.18%	0.38%	370	105
31 FINIRA	7,910,488	33,019	0	5,160,791	0.16%	0.35%	19,349	86
32 MERCATA	7,820,049	32,642	0	2,250,201	0.16%	0.34%	19,346	89
33 JATA EMONA	6,997,981	29,209	0	0	0.14%	0.31%	7,616	8
34 ARKADA HOLDING	6,741,591	28,139	0	0	0.14%	0.30%	6,599	35
35 MELAMIN	6,443,700	26,896	0	474,700	0.13%	0.28%	1,371	9
36 VIZIJA HOLDING	6,043,100	25,224	0	0	0.12%	0.27%	8,633	72
37 KD GROUP	5,877,410	24,532	0	2,738,408	0.12%	0.26%	48	12
38 NIKO	5,042,550	21,047	0	2,418,796	0.10%	0.22%	159	9
39 VIZIJA HOLDING ENA	4,860,000	20,285	0	0	0.10%	0.21%	8,100	71
40 ALPETOUR POTOVALNA AGENCIJA	4,587,000	19,146	0	1,330,300	0.09%	0.20%	1,730	17
41 BELINKA	4,121,682	17,204	0	0	0.08%	0.18%	944	15
42 AGROKOMBINAT MARIBOR	4,049,350	16,902	0	438,000	0.08%	0.18%	4,084	12
43 GORENJSKI TISK	3,113,786	12,997	477,510,000	2,555,160	0.06%	0.14%	1,534	10
44 DZS	2,684,586	11,205	0	22,012	0.06%	0.12%	488	8
45 LIP BLEĐ	2,533,534	10,575	0	749,304	0.05%	0.11%	2,297	14
46 M1	2,385,619	9,957	0	75,282	0.05%	0.11%	6,306	69
47 AKTIVA AVANT	2,384,800	9,954	0	356,950	0.05%	0.10%	4,336	23
48 MIP	2,174,730	9,077	0	0	0.04%	0.10%	1,221	15
49 MARINA PORTOROŽ	1,638,599	6,839	0	0	0.03%	0.07%	182	3
50 CETIS	1,612,009	6,729	0	390,009	0.03%	0.07%	62	12
51 FOND INVEST	1,543,207	6,441	0	738,588	0.03%	0.07%	1,423	46
52 GEA	1,419,202	5,924	0	0	0.03%	0.06%	1,863	6
53 CERTIUS INVEST	1,316,140	5,493	0	138,620	0.03%	0.06%	1,880	10
54 TRDNJAVA I HOLDING	1,226,100	5,118	0	404,100	0.03%	0.05%	4,087	16
55 TRDNJAVA HOLDING	1,206,000	5,034	0	191,900	0.02%	0.05%	4,784	25
56 JADRAN	897,010	3,744	0	46,010	0.02%	0.04%	195	4
57 JAVOR PIVKA	888,306	3,708	0	0	0.02%	0.04%	1,409	5
58 SWATY	876,000	3,657	0	468,000	0.02%	0.04%	73	3
59 MEDALJON	713,435	2,978	0	0	0.01%	0.03%	348	3
60 INLES	616,200	2,572	0	0	0.01%	0.03%	1,027	3
61 GOZDNO GOSPODARSTVO BLEĐ	595,000	2,484	0	0	0.01%	0.03%	350	1
62 GRAND HOTEL UNION	454,650	1,898	0	0	0.01%	0.02%	161	4
63 PLAMA - PUR	406,200	1,696	0	0	0.01%	0.02%	180	2
64 POM-NALOŽBE	344,420	1,438	0	66,026	0.01%	0.02%	1,275	16
65 CAPITA	287,100	1,198	0	0	0.01%	0.01%	522	4
66 TOVARNA SLADKORJA ORMOŽ	243,162	1,015	0	0	0.00%	0.01%	81	1
67 IMP ČRPALKE LJUBLJANA	237,400	991	0	0	0.00%	0.01%	117	7
68 COLOR	180,317	753	0	0	0.00%	0.01%	106	9
69 VELANA	162,934	680	0	0	0.00%	0.01%	377	2
70 TERME DOBRNA	159,475	666	0	3,900	0.00%	0.01%	131	10

1. Shares (2)

Issue	Total (block trades excluded) (in SIT)	Total (block trades excluded) (in EUR)	Block trades (in SIT)	Cross trades (in SIT)	Share in total turnover (block trades excluded) on semi-official market	Share in turnover (block trades excluded) of shares	Volume in pieces (block trades excluded)	Number of bargains (block trades excluded)
71 UNITAS, LJUBLJANA	122,582	512	0	0	0.00%	0.01%	70	5
72 HIDROTEHNIK	105,035	438	0	0	0.00%	0.00%	35	2
73 NAMA	102,500	428	0	0	0.00%	0.00%	41	2
74 LESNINA EMMI	63,800	266	0	0	0.00%	0.00%	110	2
75 GORIŠKE OPEKARNE	62,000	259	0	0	0.00%	0.00%	31	1
76 AVTOPREVOZNIŠTVO IN SERVISI	42,440	177	0	0	0.00%	0.00%	400	2
77 CREINA	40,488	169	0	40,488	0.00%	0.00%	8	1
78 ZDRAVILIŠČE ROGAŠKA	36,682	153	0	0	0.00%	0.00%	173	3
79 ŽITO INTES	25,451	106	0	25,451	0.00%	0.00%	106	1
80 GEA COLLEGE	20,625	86	0	20,625	0.00%	0.00%	17	2
81 SIJAJ HRASTNIK	20,001	83	0	0	0.00%	0.00%	10	1
82 TEKSTINA	239	1	0	239	0.00%	0.00%	1	1
83 GRADIS, GP LJUBLJANA	0	0	0	0	0.00%	0.00%	0	0
84 ŽELEZARNA RAVNE - MONTER DRAVOGRAD	0	0	0	0	0.00%	0.00%	0	0
85 MEDVEŠEK PUŠNIK	0	0	41,904,000	0	0.00%	0.00%	0	0
86 ELMO	0	0	0	0	0.00%	0.00%	0	0
87 INTARA	0	0	0	0	0.00%	0.00%	0	0
88 KOŠAKI TMI	0	0	0	0	0.00%	0.00%	0	0
89 MK TISKARNA	0	0	0	0	0.00%	0.00%	0	0
90 INTERTRADE ITA	0	0	0	0	0.00%	0.00%	0	0
91 LIV POSTOJNA	0	0	0	0	0.00%	0.00%	0	0
92 EGOLES	0	0	0	0	0.00%	0.00%	0	0
93 RTC KRVAVEC	0	0	0	0	0.00%	0.00%	0	0
94 INTERTRADE ITS	0	0	0	0	0.00%	0.00%	0	0
95 KS2 NALOŽBE	0	0	0	0	0.00%	0.00%	0	0
96 JELEN GOSTINSKO PODJETJE	0	0	0	0	0.00%	0.00%	0	0
97 POM-INVEST	0	0	0	0	0.00%	0.00%	0	0
Preferred shares	11,079,675	46,247	0	11,323	0.23%	0.49%	1,956	178
1 KD HOLDING	11,079,675	46,247	0	11,323	0.23%	0.49%	1,956	178
2 PRVA POKOJNINSKA DRUŽBA	0	0	0	0	0.00%	0.00%	0	0
3 ZDRAVILIŠČE ROGAŠKA	0	0	0	0	0.00%	0.00%	0	0

2. Bonds

Issue	Total (block trades excluded) (in SIT)	Total (block trades excluded) (in EUR)	Block trades (in SIT)	Cross trades (in SIT)	Share in total turnover (block trades excluded) on semi-official market	Share in turnover (block trades excluded) of bonds	Volume in pieces (block trades excluded)	Number of bargains (block trades excluded)
Total bonds	1,141,317,813	4,763,881	675,910,243	318,264,294	23.43%	100.00%	79,084	391
1 SLOV. ODŠKODNINSKA DRUŽBA 2 nd issue	932,277,195	3,891,321	119,132,945	132,413,832	19.14%	81.68%	72,937	366
2 CIMOS 1 st issue	103,367,302	431,467	89,720,538	92,472,803	2.12%	9.06%	4,030	10
3 POSLOVNI SISTEM MERCATOR	30,010,262	125,265	30,010,262	30,010,262	0.62%	2.63%	1,193	4
4 FACTOR BANKA 11 th issue	19,841,386	82,820	0	19,841,386	0.41%	1.74%	82	1
5 NLB 8 th issue	12,056,092	50,323	0	12,056,092	0.25%	1.06%	49	1
6 POTEZA NALOŽBE	12,050,170	50,300	0	12,050,170	0.25%	1.06%	500	2
7 POŠTNA BANKA SLOVENIJE 7 th issue	11,925,500	49,778	57,783,000	11,925,500	0.24%	1.04%	115	1
8 ABANKA VIPA 10 th issue	10,504,411	43,848	0	0	0.22%	0.92%	42	1
9 FACTOR BANKA 6 th issue	7,233,843	30,195	0	7,233,843	0.15%	0.63%	70	2
10 DEOS 1 st issue	1,387,186	5,790	0	0	0.03%	0.12%	60	1
11 STANOVANJSKI SKLAD 3 rd issue	404,060	1,687	0	0	0.01%	0.04%	5	1
12 ZAVAROVALNICA TRIGLAV 1 st issue	260,406	1,087	0	260,406	0.01%	0.02%	1	1
13 ABANKA VIPA 8 th issue	0	0	0	0	0.00%	0.00%	0	0
14 ABANKA VIPA 9 th issue	0	0	0	0	0.00%	0.00%	0	0
15 AUTOCOMMERCE 1 st issue	0	0	0	0	0.00%	0.00%	0	0
16 BANKA ZASAVJE 3 rd issue	0	0	0	0	0.00%	0.00%	0	0
17 DARS 1 st issue	0	0	79,810,500	0	0.00%	0.00%	0	0
18 DARS 2 nd issue	0	0	0	0	0.00%	0.00%	0	0
19 DEŽELNA BANKA SLOVENIJE 4 th issue	0	0	229,606,333	0	0.00%	0.00%	0	0
20 FACTOR BANKA 8 th issue	0	0	69,846,665	0	0.00%	0.00%	0	0
21 FACTOR BANKA 9 th issue	0	0	0	0	0.00%	0.00%	0	0
22 FACTOR BANKA 10 th issue	0	0	0	0	0.00%	0.00%	0	0
23 FMR 1 st issue	0	0	0	0	0.00%	0.00%	0	0
24 KD INVESTMENTS 1 st issue	0	0	0	0	0.00%	0.00%	0	0
25 NLB 14 th issue	0	0	0	0	0.00%	0.00%	0	0
26 NLB 15 th issue	0	0	0	0	0.00%	0.00%	0	0
27 NLB 7 th issue	0	0	0	0	0.00%	0.00%	0	0
28 POŠTNA BANKA SLOVENIJE 2 nd issue	0	0	0	0	0.00%	0.00%	0	0
29 POŠTNA BANKA SLOVENIJE 3 rd issue	0	0	0	0	0.00%	0.00%	0	0
30 POŠTNA BANKA SLOVENIJE 5 th issue	0	0	0	0	0.00%	0.00%	0	0
31 POŠTNA BANKA SLOVENIJE 6 th issue	0	0	0	0	0.00%	0.00%	0	0
32 PROBANKA 4 th issue	0	0	0	0	0.00%	0.00%	0	0
33 PROBANKA 5 th issue	0	0	0	0	0.00%	0.00%	0	0
34 PROBANKA 6 th issue	0	0	0	0	0.00%	0.00%	0	0
PROBANKA 7 th issue	0	0	0	0	0.00%	0.00%	0	0
35 SIP STROJNA INDUSTRIJA 1 st issue, B series	0	0	0	0	0.00%	0.00%	0	0
Total semi-official market (shares and bonds)	3,413,132,386	14,246,544	2,707,542,593	625,808,375	70.08%	-	1,680,085	10,536

3. Investment funds

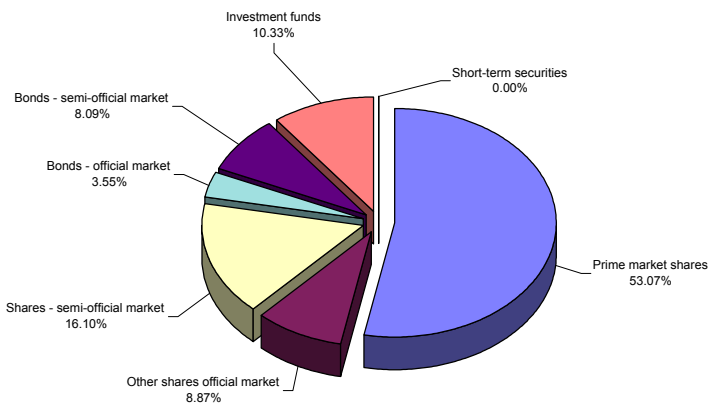
Issue	Total (block trades excluded) (in SIT)	Total (block trades excluded) (in EUR)	Block trades (in SIT)	Cross trades (in SIT)	Share in total turnover (block trades excluded) on semi-official market	Share in turnover (block trades excluded) of investment funds	Volume in pieces (block trades excluded)	Number of bargains (block trades excluded)
Total investment funds	1,457,528,427	6,083,708	1,606,540,157	214,126,629	29.92%	100.00%	4,080,612	5,823
1 NFD 1 DELNIŠKI INVESTICIJSKI SKLAD	297,269,379	1,240,797	0	17,569,371	6.10%	20.40%	949,039	725
2 KD ID	245,833,498	1,026,109	0	31,764,228	5.05%	16.87%	108,916	680
3 ZLATA MONETA I, ID	232,600,939	970,862	39,040,307	64,758,493	4.78%	15.96%	1,783,505	443
4 MAKSIMA ID	163,950,472	684,326	702,059,000	14,960,706	3.37%	11.25%	71,519	747
5 INFOND ID	133,220,317	556,054	50,951,250	12,406,186	2.74%	9.14%	58,722	576
6 KRONA SENIOR	98,076,122	409,370	116,374,000	11,069,041	2.01%	6.73%	638,511	225
7 MODRA LINIJA	86,090,944	359,352	0	38,179,018	1.77%	5.91%	359,934	353
8 ZVON ENA ID	85,666,345	357,577	698,115,800	5,146,392	1.76%	5.88%	33,626	1,107
9 VIPA INVEST	69,826,506	291,457	0	9,598,065	1.43%	4.79%	35,774	458
10 INFOND ID 1	44,993,905	187,804	0	8,675,129	0.92%	3.09%	41,066	509
Short-term securities	0	0	0	0	0.00%	-	0	0
Total semi-official market	4,870,660,813	20,330,252	4,314,082,750	839,935,004	100.00%	-	5,760,697	16,359
Total turnover on BTS system	14,114,287,559	58,913,126	52,256,162,508	1,779,176,175	-	-	6,285,457	24,337

C3) TURNOVER BY SECURITIES ON MARKET MAKER TRADING SEGMENT* IN NOVEMBER 2005

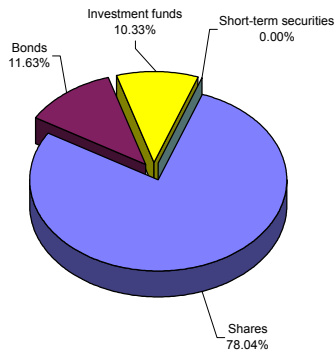
Issue	Total (in SIT)	Total (in EUR)	Share in turnover on market maker segment of individual type of securities	Share in turnover on market maker segment	Volume in pieces	Number of bargains
Total bonds	19,589,077,170	81,765,093	100.00%	37.36%	1,929,574	42
1 REPUBLIKA SLOVENIJA 59 th issue	7,194,292,620	30,028,655	36.73%	13.72%	701,524	21
2 REPUBLIKA SLOVENIJA 60 th issue	5,749,057,550	23,997,762	29.35%	10.96%	572,550	10
3 REPUBLIKA SLOVENIJA 58 th issue	3,582,540,000	14,953,062	18.29%	6.83%	360,000	3
4 REPUBLIKA SLOVENIJA 55 th issue	1,814,087,000	7,571,846	9.26%	3.46%	178,000	2
5 REPUBLIKA SLOVENIJA 52 nd issue	541,875,000	2,261,729	2.77%	1.03%	51,000	1
6 REPUBLIKA SLOVENIJA 56 th issue	417,900,000	1,744,404	2.13%	0.80%	40,000	2
7 REPUBLIKA SLOVENIJA 57 th issue	289,325,000	1,207,635	1.48%	0.55%	26,500	3
8 REPUBLIKA SLOVENIJA 51 st issue	0	0	0.00%	0.00%	0	0
9 REPUBLIKA SLOVENIJA 54 th issue	0	0	0.00%	0.00%	0	0
Treasury bills	32,847,731,938	137,105,406	100.00%	62.64%	3,310,043	71
1 3 MONTH TREASURY BILLS 88 th issue	5,648,568,390	23,576,647	17.20%	10.77%	565,628	9
2 6 MONTH TREASURY BILLS 37 th issue	5,309,568,400	22,161,647	16.16%	10.13%	540,000	3
3 6 MONTH TREASURY BILLS 36 th issue	4,859,522,800	20,284,067	14.79%	9.27%	491,000	7
4 12 MONTH TREASURY BILLS 28 th issue	4,005,558,972	16,718,744	12.19%	7.64%	401,094	11
5 6 MONTH TREASURY BILLS 35 th issue	2,759,324,850	11,517,278	8.40%	5.26%	277,250	5
6 3 MONTH TREASURY BILLS 89 th issue	2,349,103,190	9,804,914	7.15%	4.48%	236,000	8
7 12 MONTH TREASURY BILLS 30 th issue	1,430,396,000	5,970,334	4.35%	2.73%	145,000	1
8 1 MONTH TREASURY BILLS 234 th issue	1,408,158,100	5,877,534	4.29%	2.69%	141,000	5
9 12 MONTH TREASURY BILLS 33 rd issue	1,067,903,000	4,457,705	3.25%	2.04%	110,000	2
10 1 MONTH TREASURY BILLS 235 th issue	758,946,999	3,167,996	2.31%	1.45%	75,961	5
11 1 MONTH TREASURY BILLS 236 th issue	729,321,867	3,044,091	2.22%	1.39%	73,110	3
12 12 MONTH TREASURY BILLS 31 st issue	589,716,000	2,461,628	1.80%	1.12%	60,000	1
13 12 MONTH TREASURY BILLS 29 th issue	586,613,770	2,448,641	1.79%	1.12%	59,000	2
14 1 MONTH TREASURY BILLS 237 th issue	479,059,100	1,999,715	1.46%	0.91%	48,000	3
15 1 MONTH TREASURY BILLS 238 th issue	388,954,800	1,623,581	1.18%	0.74%	39,000	1
16 3 MONTH TREASURY BILLS 90 th issue	173,587,250	724,533	0.53%	0.33%	17,500	2
17 3 MONTH TREASURY BILLS 91 st issue	163,459,250	682,300	0.50%	0.31%	16,500	2
18 1 MONTH TREASURY BILLS 232 nd issue	139,969,200	584,220	0.43%	0.27%	14,000	1
19 12 MONTH TREASURY BILLS 32 nd issue	0	0	0.00%	0.00%	0	0
20 12 MONTH TREASURY BILLS 34 th issue	0	0	0.00%	0.00%	0	0
21 1 MONTH TREASURY BILLS 233 rd issue	0	0	0.00%	0.00%	0	0
Total market maker trading segment*	52,436,809,108	218,870,499	-	100.00%	5,239,617	113

*special segment for trading in securities by Republic of Slovenia.

Structure of turnover by securities in November 2005



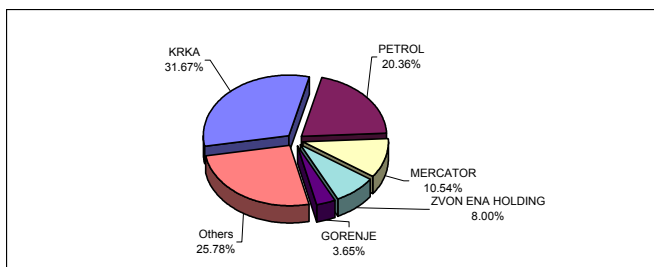
Structure of turnover by securities - all markets - November 2005



C4) MOST TRADED SECURITIES IN NOVEMBER 2005

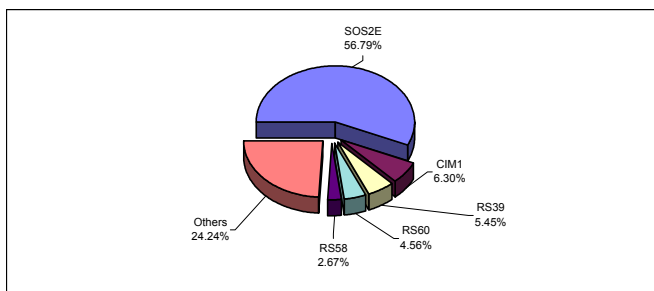
MOST TRADED SHARES

Issuer	Turnover (in SITm) - order book trades only	Market capitalisation as of 30 Nov 2005 (in SITm)	Number of bargains - order book trades only
KRKA	3,489	368,417	2,108
PETROL	2,243	146,040	1,597
MERCATOR	1,161	119,051	804
ZVON ENA HOLDING	882	22,501	1,311
GORENJE	402	67,582	522
Others	2,839	888,665	11,030
Total	11,015	1,612,256	17,372



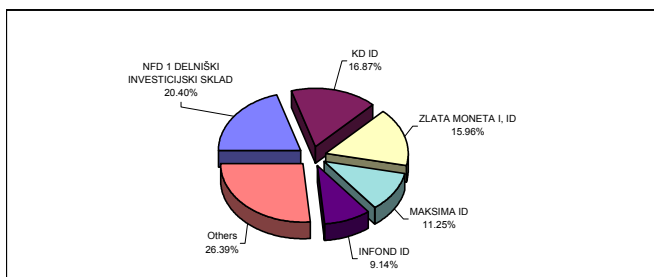
MOST TRADED BONDS

Issuer	Turnover (in SITm) - order book trades only	Market capitalisation as of 30 Nov 2005 (in SITm)	Number of bargains - order book trades only
SLOVENSKA ODŠKODNINSKA DRUŽBA 2 nd issue	932	141,243	366
CIMOS 1 st issue	103	5,127	10
REPUBLIKA SLOVENIJA 39 th issue	90	12,761	396
REPUBLIKA SLOVENIJA 60 th issue	75	123,713	19
REPUBLIKA SLOVENIJA 58 th issue	44	99,171	107
Others	398	1,011,696	246
Total	1,642	1,393,711	1,144



MOST TRADED INVESTMENT FUNDS

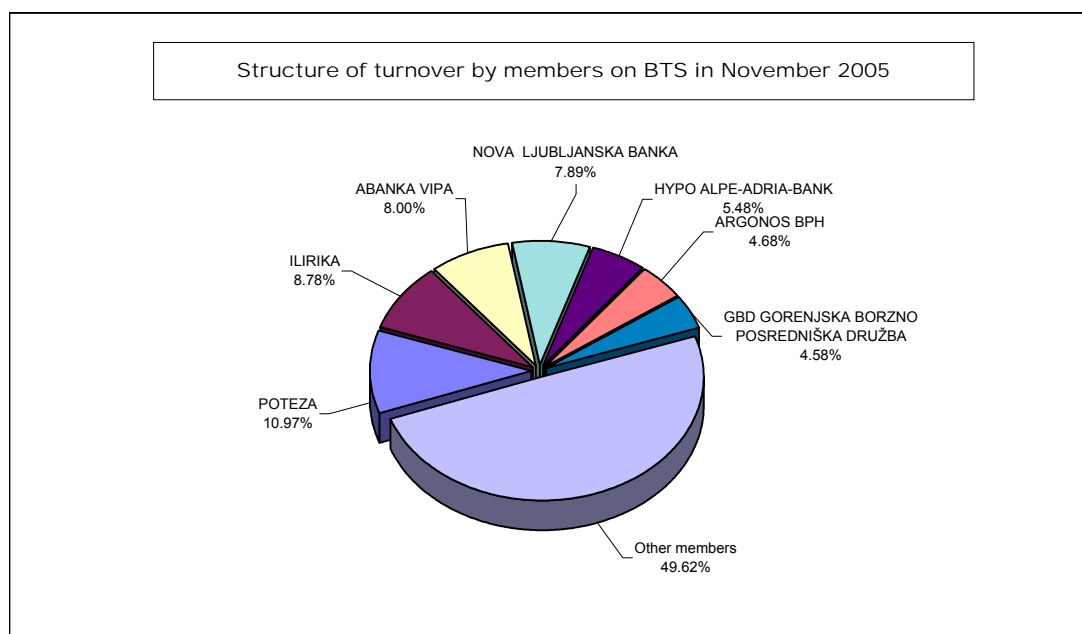
INVESTMENT FUNDS	Turnover (in SITm) - order book trades only	Market capitalisation as of 30 Nov 2005 (in SITm)	Number of bargains - order book trades only
NFD 1 DELNIŠKI INVESTICIJSKI SKLAD	297	49,860	725
KD ID	246	18,384	680
ZLATA MONETA I, ID	233	17,763	443
MAKSIMA ID	164	17,490	747
INFOND ID	133	17,993	576
Others	385	36,278	2,652
Total	1,458	157,768	5,823



C5) TURNOVER BY LJSE MEMBERS

TURNOVER BY MEMBERS ON BTS IN NOVEMBER 2005

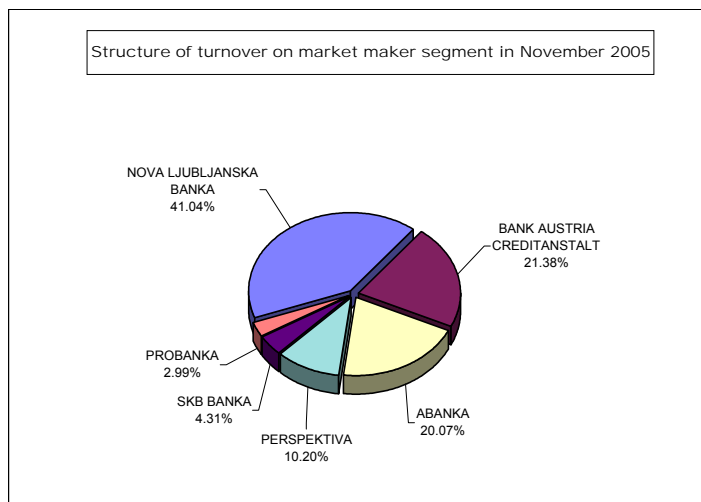
Member	Official market (in SIT)	Semi-official market (in SIT)	Total (in SIT)	Share in turnover
1 POTEZA	1,826,230,563	1,269,834,338	3,096,064,901	10.97%
2 ILIRIKA	1,949,950,532	529,089,792	2,479,040,324	8.78%
3 ABANKA VIPA	1,594,504,360	664,938,092	2,259,442,452	8.00%
4 NOVA LJUBLJANSKA BANKA	1,491,505,066	736,965,093	2,228,470,159	7.89%
5 HYPO ALPE-ADRIA-BANK	939,734,500	605,931,208	1,545,665,708	5.48%
6 ARGONOS BPH	810,985,572	509,664,875	1,320,650,447	4.68%
7 GBD GORENJSKA BORZNO POSREDNIŠKA DRUŽBA	761,248,442	530,591,257	1,291,839,699	4.58%
8 BANK AUSTRIA CREDITANSTALT	1,080,452,374	111,032,768	1,191,485,142	4.22%
9 CERTIUS BPH	637,543,487	552,889,850	1,190,433,337	4.22%
10 RAIFFEISEN KREKOVA BANKA	240,693,569	936,684,621	1,177,378,190	4.17%
11 CELJSKA BORZNO-POSREDNIŠKA HIŠA	835,086,181	326,288,308	1,161,374,489	4.11%
12 DEŽELNA BANKA SLOVENIJE	876,826,506	174,884,371	1,051,710,877	3.73%
13 PUBLIKUM	951,264,032	54,238,168	1,005,502,200	3.56%
14 FACTOR BANKA	297,122,738	620,732,508	917,855,246	3.25%
15 PERSPEKTIVA BPD	680,309,678	201,621,371	881,931,049	3.12%
16 MARIBORSKA BPH	620,515,890	223,414,951	843,930,841	2.99%
17 PROBANKA	359,621,066	453,801,578	813,422,644	2.88%
18 PFCI	482,152,431	303,488,361	785,640,792	2.78%
19 MEDVEŠEK PUŠNIK	501,664,648	228,011,915	729,676,563	2.58%
20 SKB BANKA	466,977,511	45,986,463	512,963,974	1.82%
21 PM&A BPD	207,943,626	237,342,726	445,286,352	1.58%
22 MOJA DELNICA BPH	266,194,122	72,465,067	338,659,189	1.20%
23 KD BPD	206,763,621	76,542,556	283,306,177	1.00%
24 VERITAS BH	136,744,116	118,716,608	255,460,724	0.90%
25 BANKA KOPER	156,978,487	59,440,754	216,419,241	0.77%
26 B P H	95,477,803	81,744,022	177,221,825	0.63%
27 GORENJSKA BANKA	13,088,784	14,980,000	28,068,784	0.10%
TOTAL	18,487,579,705	9,741,321,621	28,228,901,326	100.00%



TURNOVER ON MARKET MAKERS SEGMENT* IN
NOVEMBER 2005

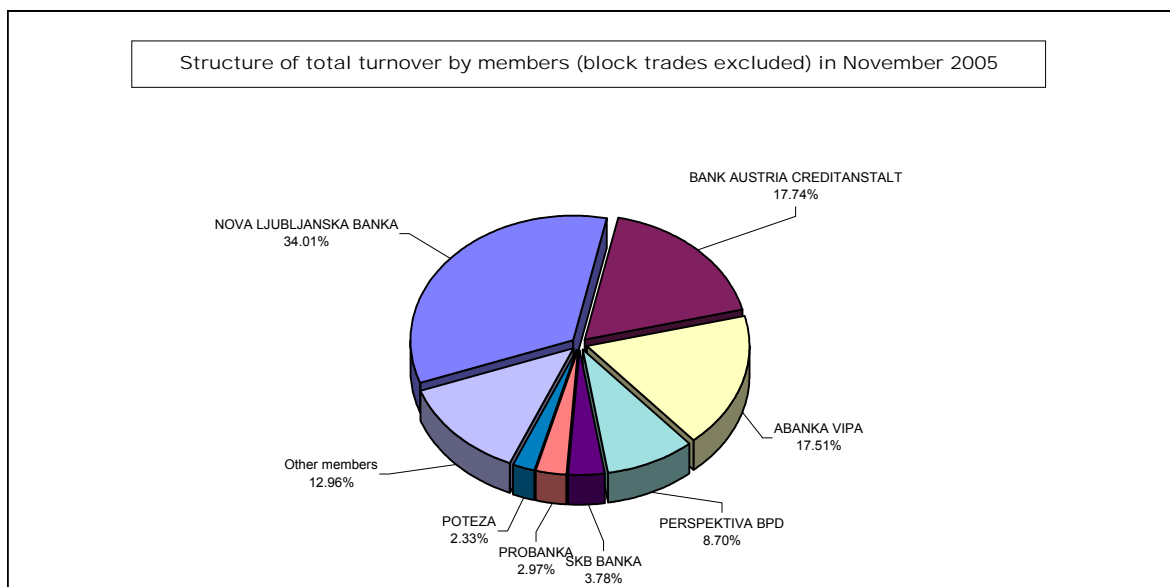
	Market maker	Turnover on market maker segment	Share in turnover
1	NOVA LJUBLJANSKA BANKA	43,045,313,101	41.04%
2	BANK AUSTRIA CREDITANSTALT	22,419,812,812	21.38%
3	ABANKA	21,051,489,775	20.07%
4	PERSPEKTIVA	10,692,839,110	10.20%
5	SKB BANKA	4,523,862,716	4.31%
6	PROBANKA	3,140,300,700	2.99%
	TOTAL	104,873,618,214	100.00%

*special segment for trading in securities issued by Republic of Slovenia.



TOTAL TURNOVER BY MEMBERS (BLOCK TRADES EXCLUDED) IN NOVEMBER 2005

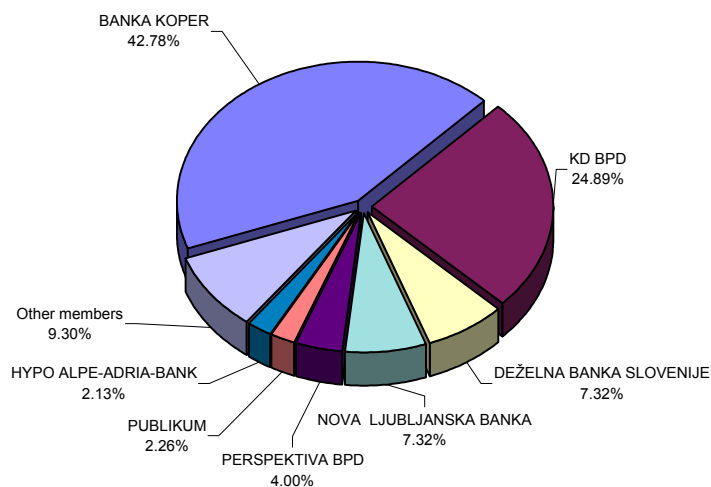
Member	Turnover with equity securities via BTS	Turnover with debt securities via BTS	Turnover with debt securities on market maker segment	Total (in SIT)	Share in total turnover
1 NOVA LJUBLJANSKA BANKA	1,670,066,843	558,403,317	43,045,313,101	45,273,783,261	34.01%
2 BANK AUSTRIA CREDITANSTALT	1,129,100,705	62,384,437	22,419,812,812	23,611,297,954	17.74%
3 ABANKA VIPA	1,863,375,257	396,067,196	21,051,489,775	23,310,932,228	17.51%
4 PERSPEKTIVA BPD	663,183,831	218,747,217	10,692,839,110	11,574,770,158	8.70%
5 SKB BANKA	438,735,290	74,228,684	4,523,862,716	5,036,826,690	3.78%
6 PROBANKA	637,935,074	175,487,569	3,140,300,700	3,953,723,343	2.97%
7 POTEZA	2,955,347,066	140,717,835		3,096,064,901	2.33%
8 ILIRIKA	2,340,564,971	138,475,354		2,479,040,325	1.86%
9 HYPO ALPE-ADRIA-BANK	1,227,464,540	318,201,167		1,545,665,707	1.16%
10 ARGONOS BPH	1,274,683,112	45,967,335		1,320,650,447	0.99%
11 GBD GORENJSKA BORZNO POSREDNIŠKA DRUŽBA	1,164,879,205	126,960,494		1,291,839,699	0.97%
12 CERTIUS BPH	1,167,964,017	22,469,320		1,190,433,337	0.89%
13 RAIFFEISEN KREKOVA BANKA	1,145,741,048	31,637,142		1,177,378,190	0.88%
14 CELJSKA BORZNO-POSREDNIŠKA HIŠA	1,066,622,251	94,752,238		1,161,374,489	0.87%
15 DEŽELNA BANKA SLOVENIJE	1,023,264,308	28,446,569		1,051,710,877	0.79%
16 PUBLIKUM	986,259,203	19,242,998		1,005,502,201	0.76%
17 FACTOR BANKA	513,148,369	404,706,878		917,855,247	0.69%
18 MARIBORSKA BPH	674,372,389	169,558,452		843,930,841	0.63%
19 PFCI	764,948,110	20,692,682		785,640,792	0.59%
20 MEDVEŠEK PUŠNIK	658,741,524	70,935,039		729,676,563	0.55%
21 PM&A BPD	444,609,433	676,919		445,286,352	0.33%
22 MOJA DELNICA BPH	309,735,804	28,923,385		338,659,189	0.25%
23 KD BPD	241,153,689	42,152,488		283,306,177	0.21%
24 VERITAS BH	221,346,621	34,114,103		255,460,724	0.19%
25 BANKA KOPER	189,639,453	26,779,788		216,419,241	0.16%
26 B P H	151,549,237	25,672,589		177,221,826	0.13%
27 GORENJSKA BANKA	20,986,094	7,082,689		28,068,783	0.02%
TOTAL	24,945,417,444	3,283,483,884	104,873,618,214	133,102,519,542	100.00%



TURNOVER BY MEMBERS WITH BLOCK TRADES IN NOVEMBER 2005

Member	Official market (in SIT)	Semi-official market (in SIT)	Total (in SIT)	Share in turnover
1 BANKA KOPER	36,211,138,018	1,004,587,155	37,215,725,173	35.61%
2 KD BPD	21,580,815,366	69,846,665	21,650,662,031	20.72%
3 PROBANKA	15,511,783,415	2,015,140,965	17,526,924,380	16.77%
4 DEŽELNA BANKA SLOVENIJE	5,335,943,007	1,034,987,155	6,370,930,162	6.10%
5 NOVA LJUBLJANSKA BANKA	4,417,269,142	1,947,148,789	6,364,417,931	6.09%
6 PERSPEKTIVA BPD	3,024,487,837	459,212,665	3,483,700,502	3.33%
7 PUBLIKUM	1,962,357,469	0	1,962,357,469	1.88%
8 HYPO ALPE-ADRIA-BANK	1,703,491,697	146,951,771	1,850,443,468	1.77%
9 GORENJSKA BANKA	1,578,179,869	0	1,578,179,869	1.51%
10 FACTOR BANKA	1,387,785,785	60,020,524	1,447,806,309	1.39%
11 POTEZA	220,776,800	649,323,117	870,099,917	0.83%
12 SKB BANKA	786,316,398	69,846,665	856,163,063	0.82%
13 ILIRIKA	792,416,000	0	792,416,000	0.76%
14 BANK AUSTRIA CREDITANSTALT	714,656,396	0	714,656,396	0.68%
15 RAIFFEISEN KREKOVA BANKA	0	698,115,600	698,115,600	0.67%
16 PFCI	437,349,618	175,138,430	612,488,048	0.59%
17 MARIBORSKA BPH	66,500,000	115,566,000	182,066,000	0.17%
18 MEDVEŠEK PUŠNIK	0	143,808,845	143,808,845	0.14%
19 CELJSKA BORZNO-POSREDNIŠKA HIŠA	113,360,200	0	113,360,200	0.11%
20 PM&A BPD	39,532,500	0	39,532,500	0.04%
21 GBD GORENJSKA BORZNO POSREDNIŠKA DRUŽBA	0	38,471,156	38,471,156	0.04%
TOTAL	95,884,159,517	8,628,165,502	104,512,325,019	100.00%

Structure of turnover by members with block trades in November 2005



C6) TURNOVER IN YEARS 2004 AND 2005

MONTHLY TURNOVER ON OFFICIAL AND SEMI-OFFICIAL MARKET

Year 2004	Number of trading days	Turnover - block trades excluded (in SIT)		average per bargain	Number of bargains - block trades excluded	
		per month	average per day		per month	average per day
November	21	17,999,246,461	857,106,974	457,368	39,354	1,874
December	22	21,385,763,024	972,080,137	670,505	31,895	1,450
TOTAL	255	200,120,895,649			351,760	
AVERAGE 2004	21	16,676,741,304	784,787,826	568,913	29,313	1,379
Year 2005						
January	21	16,678,292,243	794,204,393	692,591	24,081	1,147
February	19	12,139,092,459	638,899,603	484,285	25,066	1,319
March	22	14,402,074,516	654,639,751	543,700	26,489	1,204
April	20	9,598,819,495	479,940,975	477,672	20,095	1,005
May	21	8,016,316,752	381,729,369	378,057	21,204	1,010
June	20	9,131,615,692	456,580,785	510,175	17,899	895
July	21	8,842,621,362	421,077,208	607,991	14,544	693
August	22	6,730,987,838	305,953,993	375,907	17,906	814
September	22	14,370,347,953	653,197,634	662,808	21,681	986
October	20	12,083,951,122	604,197,556	618,548	19,536	977
November	21	14,114,450,662	672,116,698	579,911	24,339	1,159
TOTAL	229	126,108,570,094			232,840	
AVERAGE 2005	21	11,464,415,463	550,692,446	541,610	21,167	1,017

TURNOVER BY SECURITIES ON ALL MARKETS OF LJUBLJANA STOCK EXCHANGE IN YEARS 1996 - 2005

Total turnover and number of bargains

Year	Number of trading days	Turnover - block trades excluded (in SIT)		average per bargain	Number of bargains - block trades excluded	
		per year	average per day		per year	average per day
2005	229	126,108,570,094	550,692,446	541,610	232,840	1,017
2004	255	200,120,895,649	784,787,826	568,913	351,760	1,379
2003	249	163,945,275,779	658,414,762	481,368	340,582	1,368
2002	247	262,021,510,619	1,060,815,832	580,657	451,250	1,827
2001	247	151,205,155,533	612,166,622	474,525	318,645	1,290
2000	249	114,061,732,862	458,079,248	288,556	395,284	1,587
1999	254	135,196,321,286	532,268,981	303,154	445,966	1,756
1998	252	108,453,171,187	430,369,727	457,514	237,049	941
1997	249	79,416,728,827	318,942,686	566,647	140,152	563
1996	240	86,864,908,427	361,937,118	661,813	131,253	547

MONTHLY TURNOVER ON MARKET MAKER SEGMENT*

Year 2005	Number of	Turnover (in SIT)		average	Number of bargains	
Month	trading days	per month	average per day	per bargain	per month	average per day
September	20	68,412,146,558	3,420,607,328	342,060,733	200	10
October	20	42,767,357,688	2,138,367,884	336,750,848	127	6
November	21	52,436,809,108	2,496,990,910	464,042,558	113	5
TOTAL	61	163,616,313,354			440	
AVERAGE 2005	20	54,538,771,118	2,682,234,645	371,855,258	147	7

*special segment for trading in securities issued by Republic of Slovenia.

MONTHLY TURNOVER WITH BLOCK TRADES

Year 2004	Number of	Turnover (in SIT)		average	Number of bargains	
Month	trading days	per month	average per day	per bargain	per month	average per day
November	21	15,147,322,206	721,301,057	121,178,578	125	6
December	22	29,995,956,878	1,363,452,585	178,547,362	168	8
TOTAL	255	196,531,035,743			1,308	
AVERAGE 2004	21	16,377,586,312	770,709,944	150,253,085	109	5
Year 2005						
January	21	12,890,376,416	613,827,448	144,835,690	89	4
February	19	33,076,400,449	1,740,863,182	348,172,636	95	5
March	22	15,558,118,253	707,187,193	169,109,981	92	4
April	20	23,457,838,233	1,172,891,912	227,746,002	103	5
May	21	27,958,717,629	1,331,367,506	220,147,383	127	6
June	20	41,405,483,088	2,070,274,154	276,036,554	150	8
July	21	19,034,997,144	906,428,435	158,624,976	120	6
August	22	28,409,343,779	1,291,333,808	244,908,136	116	5
September	22	16,361,452,130	743,702,370	127,823,845	128	6
October	20	10,893,402,911	544,670,146	119,707,724	91	5
November	21	52,256,162,509	2,488,388,691	398,902,004	131	6
TOTAL	229	281,302,292,541			1,242	
AVERAGE 2005	21	25,572,935,686	1,228,394,291	226,491,379	113	5

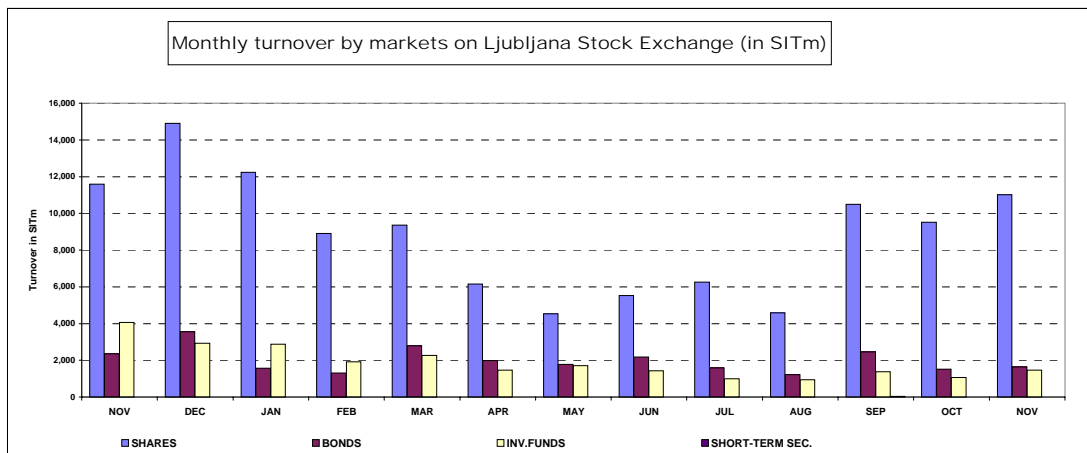
STRUCTURE OF TURNOVER

MONTHLY TURNOVER (BLOCK AND TUVL TRADES EXCLUDED) BY MARKETS ON LJUBLJANA STOCK EXCHANGE (in SIT)

YEAR 2004	OFFICIAL MARKET		SEMI-OFFICIAL MARKET		INVESTMENT FUNDS	SHORT-TERM SECURITIES	TOTAL
	SHARES	BONDS	SHARES	BONDS			
November	8,318,029,039	1,076,142,458	3,263,802,501	1,284,667,880	4,056,604,582	0	17,999,246,460
December	11,658,171,511	1,818,584,157	3,243,110,522	1,735,984,292	2,929,912,542	0	21,385,763,024
TOTAL 2004	106,074,169,180	13,755,958,285	29,883,616,471	14,107,073,022	36,300,078,691	0	200,120,895,649
Year 2005							
January	9,821,149,025	654,978,123	2,411,623,773	917,577,327	2,872,963,995	0	16,678,292,243
February	6,996,703,902	596,533,292	1,913,937,981	717,291,796	1,914,625,487	0	12,139,092,458
March	7,243,251,790	749,583,590	2,118,109,883	2,030,835,109	2,260,294,144	0	14,402,074,516
April	4,713,076,306	739,993,982	1,446,988,930	1,242,339,054	1,456,421,222	0	9,598,819,494
May	3,125,319,635	760,298,496	1,408,085,670	1,017,114,811	1,705,498,140	0	8,016,316,752
June	4,083,415,595	1,152,762,052	1,449,428,128	1,024,117,993	1,421,891,924	0	9,131,615,692
July	4,640,046,854	753,074,754	1,613,873,549	833,740,931	1,001,885,275	0	8,842,621,363
August	3,316,597,466	432,873,509	1,265,993,437	782,020,445	933,502,985	0	6,730,987,842
September	8,120,618,373	724,155,381	2,374,463,534	1,736,098,198	1,380,062,970	34,949,500	14,370,347,956
October	8,011,999,866	421,740,758	1,496,280,324	1,099,162,692	1,054,767,483	0	12,083,951,123
November	8,743,365,724	500,424,128	2,271,814,570	1,141,317,814	1,457,528,426	0	14,114,450,662
Total 2005	68,815,544,536	7,486,418,065	19,770,599,779	12,541,616,170	17,459,442,051	34,949,500	126,108,570,101

MONTHLY TURNOVER (BLOCK AND TUVL TRADES EXCLUDED) BY SECURITIES ON LJUBLJANA STOCK EXCHANGE (in SIT)

YEAR 2004	SHARES	BONDS	INVESTMENT FUNDS	SHORT-TERM SECURITIES	TOTAL
November	11,581,831,540	2,360,810,338	4,056,604,582	0	17,999,246,460
December	14,901,282,033	3,554,568,449	2,929,912,542	0	21,385,763,024
TOTAL 2004	135,957,785,651	27,863,031,307	36,300,078,691	0	200,120,895,649
Year 2005					
January	12,232,772,798	1,572,555,450	2,872,963,995	0	16,678,292,243 SIT
February	8,910,641,883	1,313,825,088	1,914,625,487	0	12,139,092,458 SIT
March	9,361,361,673	2,780,418,699	2,260,294,144	0	14,402,074,516 SIT
April	6,160,065,236	1,982,333,036	1,456,421,222	0	9,598,819,494 SIT
May	4,533,405,305	1,777,413,307	1,705,498,140	0	8,016,316,752 SIT
June	5,532,843,723	2,176,880,045	1,421,891,924	0	9,131,615,692 SIT
July	6,253,920,403	1,586,815,685	1,001,885,275	0	8,842,621,363 SIT
August	4,582,590,903	1,214,893,954	933,502,985	0	6,730,987,842 SIT
September	10,495,081,907	2,460,253,579	1,380,062,970	34,949,500	14,370,347,956 SIT
October	9,508,280,190	1,520,903,450	1,054,767,483	0	12,083,951,123 SIT
November	11,015,180,294	1,641,741,942	1,457,528,426	0	14,114,450,662 SIT
Total 2005	88,586,144,315	20,028,034,235	17,459,442,051	34,949,500	126,108,570,101 SIT



D) MARKET CAPITALISATION

MARKET CAPITALISATION - OFFICIAL MARKET (in SIT)

	30 Nov 2004	31 Dec 2004	31 Oct 2005	30 Nov 2005	Index 30 Nov 2005 / 31 Oct 2005	Index 30 Nov 2005 / 31 Dec 2004	Index 30 Nov 2005 / 30 Nov 2004	Share
SHARES	1,220,258,315,481	1,232,947,810,739	1,140,409,984,461	1,186,888,410,057	104	96	97	51.37%
PRIME MARKET SHARES			739,629,804,446	785,429,661,745	106	-	-	66.18%
OTHER SHARES			400,780,180,015	401,458,748,312	100	-	-	33.82%
Banks	2,520,000,000	2,560,000,000	2,515,139,750	2,476,468,750	98	97	98	0.21%
Companies	1,217,738,315,481	1,230,387,810,739	1,137,894,844,711	1,184,411,941,307	104	96	97	99.79%
BONDS	867,039,137,168	891,837,016,901	1,116,640,732,732	1,123,577,418,437	101	126	130	48.63%
State	734,408,612,302	757,866,753,249	973,953,778,343	983,782,139,949	101	130	134	87.56%
Banks	115,055,561,880	116,709,266,668	129,589,340,711	126,697,730,573	98	109	110	11.28%
Companies	17,574,962,985	17,260,996,984	13,097,613,678	13,097,547,915	100	76	75	1.17%
TOTAL	2,087,297,452,649	2,124,784,827,640	2,257,050,717,192	2,310,465,828,494	102	109	111	100.00%

MARKET CAPITALISATION - SEMI-OFFICIAL MARKET (in SIT)

	30 Nov 2004	31 Dec 2004	31 Oct 2005	30 Nov 2005	Index 30 Nov 2005 / 31 Oct 2005	Index 30 Nov 2005 / 31 Dec 2004	Index 30 Nov 2005 / 30 Nov 2004	Share
SHARES	469,265,313,449	472,880,948,071	427,120,200,425	425,367,093,147	100	90	91	49.85%
Companies	469,265,313,449	472,880,948,071	427,120,200,425	425,367,093,147	100	90	91	100.00%
BONDS	187,648,485,358	214,735,283,245	256,948,187,541	270,133,084,528	105	126	144	31.66%
State	137,265,794,611	137,373,342,977	144,569,828,798	142,858,768,064	99	104	104	52.88%
Banks	37,204,371,962	50,774,141,280	67,704,883,347	67,807,322,578	100	134	182	25.10%
Companies	5,985,539,785	19,395,514,987	36,861,006,387	51,654,479,224	140	266	863	19.12%
Insurance companies	7,192,779,000	7,192,284,000	7,812,469,008	7,812,514,662	100	-	-	2.89%
INVESTMENT FUNDS	239,271,872,723	237,376,322,682	160,152,363,572	157,767,609,910	99	66	66	18.49%
TOTAL *	896,185,671,530	924,992,553,998	844,220,751,538	853,267,787,586	101	92	95	-

TOTAL SHARES	1,689,523,628,930	1,705,828,758,811	1,567,530,184,886	1,612,255,503,204	103	95	95	-
---------------------	--------------------------	--------------------------	--------------------------	--------------------------	------------	-----------	-----------	----------

TOTAL BONDS	1,054,687,622,526	1,106,572,300,145	1,373,588,920,273	1,393,710,502,966	101	126	132	-
--------------------	--------------------------	--------------------------	--------------------------	--------------------------	------------	------------	------------	----------

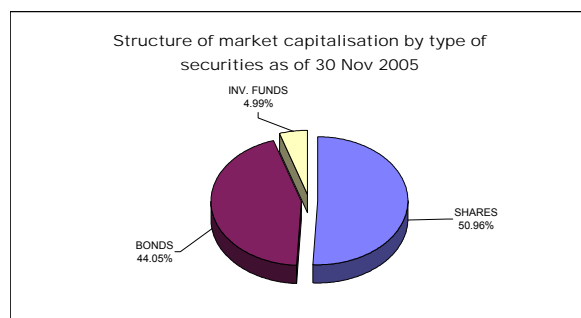
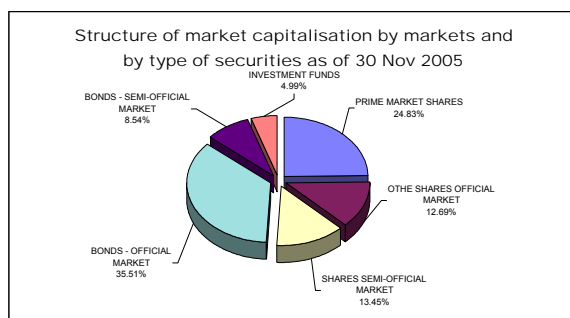
INVESTMENT FUNDS	239,271,872,723	237,376,322,682	160,152,363,572	157,767,609,910	99	66	66	-
-------------------------	------------------------	------------------------	------------------------	------------------------	-----------	-----------	-----------	----------

TOTAL CAPITALISATION (SHARES)	1,689,523,628,930	1,705,828,758,811	1,567,530,184,886	1,612,255,503,204	103	95	95	-
--------------------------------------	--------------------------	--------------------------	--------------------------	--------------------------	------------	-----------	-----------	----------

On 30 Nov 2005, the total market capitalisation of all shares traded, without investment funds, on the Ljubljana Stock Exchange (SIT 1,612.26 billion) corresponded to 26.0 % of GDP in 2004 - SIT 6,191 billion (at current prices; as reported by the Statistical Office of the Republic of Slovenia).

EXCHANGE RATES:

1USD=180.8958 SIT as of 30 Nov 2004	1USD=176.2427 SIT as of 31 Dec 2004	1USD=197.2381 SIT as of 29 Oct 2005	1USD=202.7026 SIT as of 30 Nov 2005
1EUR=239.7593 SIT as of 30 Nov 2004	1EUR=239.7430 SIT as of 31 Dec 2004	1EUR=239.6246 SIT as of 29 Oct 2005	1EUR=239.5742 SIT as of 30 Nov 2005



D1) MARKET CAPITALISATION OF SHARES - OFFICIAL MARKET

Issue	Number of shares traded	Number of issued shares	Share of traded shares	Price as of 30 Nov 2005	Market capitalisation as of 30 Nov 2005 (in SIT)	Market capitalisation as of 30 Nov 2005 (in EUR)	Market capitalisation as of 30 Nov 2005 (in USD)
Common shares	-	-	-	-	1,184,411,941,307	4,943,820,918	5,843,101,871
PRIME MARKET SHARES					785,429,661,745	3,278,440,090	3,874,788,295
1 KRKA	3,542,612	3,542,612	100.00%	103.996 SIT	368,416,981,586	1,537,799,068	1,817,524,697
2 PETROL	2,086,301	2,086,301	100.00%	69.999 SIT	146,039,526,137	609,579,521	720,462,027
3 MERCATOR	3,208,504	3,208,504	100.00%	37,105 SIT	119,050,578,369	496,925,706	587,316,484
4 GORENJE	12,200,000	12,200,000	100.00%	5,539 SIT	67,581,534,000	282,090,200	333,402,403
5 INTEREUROPA	7,902,413	7,902,413	100.00%	5,416 SIT	42,802,234,653	178,659,616	211,157,798
6 MERKUR	1,214,585	1,214,585	100.00%	34,200 SIT	41,538,807,000	173,385,978	204,924,885
OTHER SHARES					398,982,279,562	1,665,380,828	1,968,313,576
1 SAVA	2,006,987	2,006,987	100.00%	42,549 SIT	85,394,426,859	356,442,500	421,279,386
2 PIVOVARNA LAŠKO	8,576,801	8,576,801	100.00%	7,414 SIT	63,587,802,238	265,420,075	313,699,983
3 LUKA KOPER	7,140,000	7,140,000	100.00%	7,209 SIT	51,472,688,400	214,850,716	253,932,058
4 DROGA KOLINSKA	14,382,915	14,382,915	100.00%	2,937 SIT	42,248,806,008	176,349,565	208,427,549
5 ISTRABENZ	5,180,000	5,180,000	100.00%	7,981 SIT	41,342,149,800	172,565,117	203,954,709
6 DELO	667,464	667,464	100.00%	31,150 SIT	20,791,503,600	86,785,236	102,571,470
7 AERODROM	1,936,229	1,936,229	100.00%	10,549 SIT	20,425,279,721	85,256,592	100,764,764
8 TERMÉ ČATEŽ	597,916	597,916	100.00%	31,969 SIT	19,114,920,104	79,787,056	94,300,320
9 SALUS	134,980	134,980	100.00%	123,500 SIT	16,670,030,000	69,581,908	82,238,856
10 ETOL	254,619	254,619	100.00%	48,173 SIT	12,265,689,794	51,197,874	60,510,767
11 ŽITO	353,715	353,715	100.00%	28,714 SIT	10,156,572,510	42,394,267	50,105,783
12 COMET	1,700,688	1,700,688	100.00%	2,250 SIT	3,826,548,000	15,972,288	18,877,646
13 MLINOTEST	2,389,177	2,389,177	100.00%	1,417 SIT	3,384,985,974	14,129,176	16,699,273
14 DELO PRODAJA	593,549	593,549	100.00%	4,490 SIT	2,665,035,010	11,124,048	13,147,513
15 KOMPAS MTS	2,973,005	2,973,005	100.00%	850 SIT	2,527,054,250	10,548,107	12,466,807
16 EMONA OBALA KOPER	1,741,456	1,741,456	100.00%	890 SIT	1,549,895,840	6,469,377	7,646,157
17 GEODETSKI ZAVOD SLOVENIJE	379,820	379,820	100.00%	2,350 SIT	892,577,000	3,725,681	4,403,382
18 NIKA	186,695	186,695	100.00%	3,569 SIT	666,314,455	2,781,245	3,287,153
Preferred shares	-	-	-	-	2,476,468,750	10,336,959	12,217,252
1 PROBANKA	396,235	400,000	99.06%	6,250 SIT	2,476,468,750	10,336,959	12,217,252
TOTAL SHARES	-	-	-	-	1,186,888,410,057	4,954,157,877	5,855,319,123

EXCHANGE RATES	1 USD=	202.7026 SIT as of 30 Nov 2005
	1 EUR=	239.5742 SIT as of 30 Nov 2005

MARKET CAPITALISATION OF SHARES - SEMI-OFFICIAL MARKET

Issue	Number of shares traded	Number of issued shares	Share of traded shares	Price as of 30 Nov 2005	Market capitalisation as of 30 Nov 2005 (in SIT)	Market capitalisation as of 30 Nov 2005 (in EUR)	Market capitalisation as of 30 Nov 2005 (in USD)
Common shares	-	-	-	-	422,174,497,804	1,762,186,821	2,082,728,578
1 HELIOS, DOMŽALE	219,861	219,861	100.00%	199,969 SIT	43,965,322,748	183,514,430	216,895,702
2 KD GROUP	186,436	186,436	100.00%	128,000 SIT	23,863,808,000	99,609,257	117,728,179
3 NFD HOLDING	31,859,997	31,859,997	100.00%	712 SIT	22,695,468,863	94,732,525	111,964,370
4 ZVON ENA HOLDING	12,431,743	12,431,743	100.00%	1,810 SIT	22,501,454,830	93,922,696	111,007,233
5 LESNINA	76,495	76,495	100.00%	268,000 SIT	20,500,660,000	85,571,234	101,136,641
6 AKTIVA INVEST	815,773	815,773	100.00%	23,000 SIT	18,762,779,000	78,317,194	92,563,090
7 CINKARNA CELJE	812,477	814,626	99.74%	23,048 SIT	18,725,620,531	78,162,091	92,379,775
8 JUTEKS	641,432	641,432	100.00%	26,500 SIT	16,997,948,000	70,950,662	83,856,586
9 KD HOLDING	1,373,534	1,373,534	100.00%	12,010 SIT	16,496,143,340	68,856,093	81,381,015
10 INFOND HOLDING	16,833,414	16,833,414	100.00%	880 SIT	14,814,245,991	61,835,732	73,083,651
11 ISKRA AVTOELEKTRIKA	1,608,313	1,608,313	100.00%	9,055 SIT	14,563,435,046	60,788,829	71,846,316
12 AKTIVA NALOŽBE	13,591,508	13,591,508	100.00%	950 SIT	12,911,932,600	53,895,338	63,698,900
13 BELINKA	2,702,532	2,702,532	100.00%	4,262 SIT	11,518,191,384	48,077,762	56,823,106
14 TRIGLAV, FINANČNA DRUŽBA	6,356,989	6,356,989	100.00%	1,711 SIT	10,877,443,878	45,403,236	53,662,084
15 DZS	1,429,368	1,686,384	84.76%	5,502 SIT	7,864,525,673	32,827,098	38,798,346
16 VIPA HOLDING	7,347,565	7,347,565	100.00%	915 SIT	6,722,287,219	28,059,312	33,163,300
17 ARKADA HOLDING	6,640,325	6,640,325	100.00%	1,001 SIT	6,646,965,325	27,744,913	32,791,712
18 MAKSIMA HOLDING	6,399,850	6,399,850	100.00%	849 SIT	5,433,344,653	22,679,173	26,804,514
19 CETIS	200,000	200,000	100.00%	26,000 SIT	5,200,000,000	21,705,175	25,653,346
20 ZVON DVA HOLDING	14,120,934	14,120,934	100.00%	358 SIT	5,052,470,185	21,089,375	24,925,532
21 GRAND HOTEL UNION	1,814,613	1,814,613	100.00%	2,775 SIT	5,035,551,075	21,018,754	24,842,065
22 TRIGLAV NALOŽBE	13,182,366	13,182,366	100.00%	380 SIT	5,010,617,317	20,914,678	24,719,058
23 ETRA 33	45,423	45,423	100.00%	98,637 SIT	4,480,407,074	18,701,542	22,103,353
24 KS2 NALOŽBE	4,353,967	4,353,967	100.00%	981 SIT	4,271,241,627	17,828,471	21,071,469
25 ZLATA MONETA II	8,232,861	8,232,861	100.00%	456 SIT	3,755,007,902	15,673,674	18,524,715
26 HOTELI PALACE	2,346,102	2,346,102	100.00%	1,600 SIT	3,753,763,200	15,668,478	18,518,575
27 MAKSIMA INVEST	7,451,949	7,451,949	100.00%	490 SIT	3,651,455,010	15,241,437	18,013,854
28 SATURNUS EMBALAŽA	84,064	84,064	100.00%	42,500 SIT	3,572,720,000	14,912,791	17,625,428
29 MEDALJON	1,734,000	1,734,000	100.00%	2,050 SIT	3,554,873,400	14,838,298	17,537,384
30 SWATY	288,940	288,940	100.00%	12,000 SIT	3,467,280,000	14,472,677	17,105,257
31 TOSAMA	295,670	295,670	100.00%	10,500 SIT	3,104,535,000	12,958,553	15,315,714
32 JATA EMONA	3,197,534	3,197,534	100.00%	900 SIT	2,878,100,353	12,013,399	14,198,636
33 SLOVENIJALES	273,377	273,604	99.92%	10,512 SIT	2,873,739,024	11,995,194	14,177,120
34 MARINA PORTOROŽ	313,932	313,932	100.00%	9,000 SIT	2,825,388,000	11,793,373	13,938,588
35 MITOL, SEŽANA	687,627	687,627	100.00%	4,000 SIT	2,750,508,000	11,480,819	13,569,180
36 LIV POSTOJNA	161,600	161,600	100.00%	17,000 SIT	2,747,200,000	11,467,011	13,552,860
37 MIP	1,478,742	1,478,742	100.00%	1,711 SIT	2,530,127,562	10,560,935	12,481,969
38 NAMA	953,795	953,795	100.00%	2,500 SIT	2,384,487,500	9,953,023	11,763,478
39 POM-INVEST	2,241,983	2,241,983	100.00%	1,005 SIT	2,253,417,113	9,405,926	11,116,863
40 CERTIUS INVEST	3,091,062	3,091,062	100.00%	700 SIT	2,163,743,400	9,031,621	10,674,473
41 GORENJSKI TISK	1,070,328	1,070,328	100.00%	2,000 SIT	2,140,656,000	8,935,253	10,560,575
42 LIP BLEJ	1,942,454	1,942,454	100.00%	1,070 SIT	2,078,425,780	8,675,499	10,253,572
43 INTERTRADE ITS	1,260,000	1,260,000	100.00%	1,500 SIT	1,890,000,000	7,888,996	9,324,005
44 MEDVEŠEK PUŠNIK	80,000	80,000	100.00%	22,000 SIT	1,760,000,000	7,346,367	8,682,671
45 HRAM HOLDING	4,346,667	4,346,667	100.00%	400 SIT	1,738,666,800	7,257,321	8,577,427
46 INFOND HOLDING 1	3,777,004	3,777,004	100.00%	458 SIT	1,728,545,881	7,215,075	8,527,497
47 MODRA LINIJA HOLDING	1,882,991	1,882,991	100.00%	900 SIT	1,694,691,900	7,073,766	8,360,484
48 MELAMIN	349,913	349,913	100.00%	4,700 SIT	1,644,591,100	6,864,642	8,113,320
49 AKTIVA AVANT	2,951,872	2,951,872	100.00%	550 SIT	1,623,529,600	6,776,730	8,009,417
50 COLOR	950,391	950,391	100.00%	1,701 SIT	1,616,710,130	6,748,265	7,975,774
51 VIZIJA HOLDING	2,277,503	2,277,503	100.00%	700 SIT	1,594,252,100	6,654,523	7,864,981
52 PLAMA - PUR	686,798	686,798	100.00%	2,260 SIT	1,552,163,480	6,478,842	7,657,344
53 TOVARNA SLADKORJA ORMOŽ	497,163	497,163	100.00%	3,002 SIT	1,492,483,326	6,229,733	7,362,921
54 VIZIJA HOLDING ENA	2,129,725	2,129,725	100.00%	600 SIT	1,277,835,000	5,333,776	6,303,989
55 HIDROTEHNIK	384,472	384,472	100.00%	3,001 SIT	1,153,800,472	4,816,046	5,692,085
56 RTC KRVAVEC	1,155,734	1,155,734	100.00%	990 SIT	1,144,176,660	4,775,876	5,644,608
57 MERCATA	2,891,874	2,891,874	100.00%	388 SIT	1,122,047,112	4,683,506	5,535,435

Issue	Number of shares traded	Number of issued shares	Share of traded shares	Price as of 30 Nov 2005	Market capitalisation as of 30 Nov 2005 (in SIT)	Market capitalisation as of 30 Nov 2005 (in EUR)	Market capitalisation as of 30 Nov 2005 (in USD)
58 GORIŠKE OPEKARNE	523,634	523,634	100.00%	2,000 SIT	1,047,268,000	4,371,372	5,166,525
59 GOZDNO GOSPODARSTVO BLEĐ	611,900	611,900	100.00%	1,700 SIT	1,040,230,000	4,341,995	5,131,804
60 M1	2,681,638	2,681,638	100.00%	378 SIT	1,014,463,655	4,234,445	5,004,690
61 ALPETOUR POTOVALNA AGENCIJA	374,340	385,831	97.02%	2,650 SIT	992,001,000	4,140,684	4,893,874
62 NIKO	35,875	35,875	100.00%	27,000 SIT	968,625,000	4,043,111	4,778,552
63 GEA	1,254,960	1,254,960	100.00%	761 SIT	955,401,048	3,987,913	4,713,314
64 TERME DOBRNA	692,542	692,542	100.00%	1,300 SIT	900,304,600	3,757,936	4,441,505
65 FINIRA	2,179,206	2,179,206	100.00%	388 SIT	845,749,849	3,530,221	4,172,368
66 MK TISKARNA	103,954	103,954	100.00%	7,999 SIT	831,528,046	3,470,858	4,102,207
67 IMP KLIMAT	353,900	353,900	100.00%	2,200 SIT	778,580,000	3,249,849	3,840,997
68 JAVOR PIVKA	1,194,700	1,194,700	100.00%	640 SIT	764,608,000	3,191,529	3,772,068
69 JADRAN	165,302	165,302	100.00%	4,600 SIT	760,389,200	3,173,919	3,751,255
70 KRONA HOLDING	1,287,121	1,287,121	100.00%	570 SIT	733,658,970	3,062,345	3,619,386
71 INTERTRADE ITA	69,531	69,531	100.00%	9,702 SIT	674,589,762	2,815,786	3,327,978
72 IMP ČRPALKE LJUBLJANA	333,034	333,034	100.00%	2,000 SIT	666,068,000	2,780,216	3,285,937
73 FOND INVEST	595,241	595,241	100.00%	1,090 SIT	648,812,690	2,708,191	3,200,811
74 KOŠAKI TMI	43,236	43,236	100.00%	15,000 SIT	648,540,000	2,707,053	3,199,466
75 TRDNJAVA HOLDING	2,593,123	2,593,123	100.00%	250 SIT	648,280,750	2,705,971	3,198,187
76 POM-NALOŽBE	2,296,500	2,296,500	100.00%	270 SIT	620,055,000	2,588,154	3,058,940
77 VELANA	1,409,645	1,409,645	100.00%	430 SIT	606,147,350	2,530,103	2,990,328
78 INTARA	101,000	101,000	100.00%	6,000 SIT	606,000,000	2,529,488	2,989,602
79 ŽITO INTES	2,518,194	2,518,194	100.00%	240 SIT	604,618,379	2,523,721	2,982,786
80 ŽELEZARNA RAVNE - MONTER DRAVOGRAD	336,225	336,225	100.00%	1,500 SIT	504,337,500	2,105,141	2,488,066
81 ELMO	708,000	708,000	100.00%	650 SIT	460,200,000	1,920,908	2,270,321
82 INLES	712,410	712,410	100.00%	600 SIT	427,446,000	1,784,190	2,108,735
83 LESNINA EMMI	689,490	689,490	100.00%	580 SIT	399,904,200	1,669,229	1,972,862
84 AGROKOMBINAT MARIBOR	453,956	499,291	90.92%	850 SIT	385,862,600	1,610,618	1,903,590
85 GEA COLLEGE	248,200	248,200	100.00%	1,213 SIT	301,066,600	1,256,674	1,485,263
86 UNITAS, LJUBLJANA	173,377	173,377	100.00%	1,678 SIT	290,926,606	1,214,349	1,435,239
87 TEKSTINA	1,127,293	1,127,293	100.00%	239 SIT	269,423,027	1,124,591	1,329,154
88 TRDNJAVA I HOLDING	891,750	891,750	100.00%	300 SIT	267,525,000	1,116,669	1,319,791
89 CREINA	38,880	38,880	100.00%	5,061 SIT	196,771,680	821,339	970,741
90 ZDRAVILIŠČE ROGAŠKA	900,462	961,898	93.61%	212 SIT	190,897,944	796,822	941,764
91 LIZ INŽENIRING	123,846	123,846	100.00%	1,500 SIT	185,769,000	775,413	916,461
92 GRADIS, GP LJUBLJANA	304,750	304,750	100.00%	600 SIT	182,850,000	763,229	902,060
93 CAPITA	315,963	315,963	100.00%	550 SIT	173,779,650	725,369	857,313
94 JELEN GOSTINSKO PODJETJE	67,798	67,798	100.00%	800 SIT	54,238,400	226,395	267,576
95 SIJAJ HRASTNIK	26,880	26,880	100.00%	2,000 SIT	53,762,688	224,409	265,229
96 AVTOPREVOZNIŠTVO IN SERVISI	308,696	308,696	100.00%	106 SIT	32,752,646	136,712	161,580
97 EGOLES - V LIKVIDACIJI	51,399	51,399	100.00%	200 SIT	10,279,800	42,909	50,714
Preferred shares	-	-	-	-	3,192,595,343	13,326,123	15,750,145
1 PRVA POKOJNINSKA DRUŽBA	170,000	170,000	100.00%		1,700,000,000	7,095,923	8,386,671
2 KD HOLDING	266,413	266,413	100.00%	5,570 SIT	1,483,947,051	6,194,102	7,320,809
3 ZDRAVILIŠČE ROGAŠKA	27,988	30,000	93.29%	309 SIT	8,648,292	36,099	42,665
TOTAL SHARES					425,367,093,147	1,775,512,944	2,098,478,723

EXCHANGE RATES	1 USD=	202.7026 SIT as of 30 Nov 2005
	1 EUR=	239.5742 SIT as of 30 Nov 2005

D2) MARKET CAPITALISATION OF BONDS - OFFICIAL MARKET

Issue	Number of issued bonds	Price as of 30 Nov 2005	Principal amt. as of 30 Nov 2005	Currency of denomination	Market capitalisation as of 30 Nov 2005 (in SIT)	Market capitalisation as of 30 Nov 2005 (in EUR)	Market capitalisation as of 30 Nov 2005 (in USD)
1 REPUBLIKA SLOVENIJA 59 th issue	16,800,000	102.59	16,800,000.00	SIT	172,351,200,000	719,406,347	850,266,351
2 REPUBLIKA SLOVENIJA 60 th issue	12,300,000	100.58	12,300,000.00	SIT	123,713,400,000	516,388,660	610,319,749
3 REPUBLIKA SLOVENIJA 58 th issue	9,933,000	99.84	9,933,000.00	SIT	99,171,072,000	413,947,211	489,244,203
4 REPUBLIKA SLOVENIJA 57 th issue	9,000,000	108.70	9,000,000.00	SIT	97,830,000,000	408,349,480	482,628,245
5 REPUBLIKA SLOVENIJA 56 th issue	5,000,000	104.21	5,000,000.00	SIT	52,105,000,000	217,490,030	257,051,464
6 REPUBLIKA SLOVENIJA 51 st issue	4,447,050	103.70	4,447,050.00	SIT	46,115,908,500	192,491,130	227,505,264
7 REPUBLIKA SLOVENIJA 33 rd issue	248,716	149.20	248,716.00	EUR	45,454,814,835	189,731,677	224,243,867
8 REPUBLIKA SLOVENIJA 52 nd issue	4,000,000	107.00	4,000,000.00	SIT	42,800,000,000	178,650,289	211,146,774
9 REPUBLIKA SLOVENIJA 55 th issue	4,000,000	102.64	4,000,000.00	SIT	41,056,000,000	171,370,707	202,543,036
10 REPUBLIKA SLOVENIJA 54 th issue	3,000,000	113.35	3,000,000.00	SIT	34,005,000,000	141,939,324	167,758,085
11 REPUBLIKA SLOVENIJA 38 th issue	1,000,000	118.50	1,000,000.00	EUR	28,389,542,700	118,500,000	140,055,148
12 REPUBLIKA SLOVENIJA 53 rd issue	1,000,000	110.00	1,000,000.00	EUR	26,353,162,000	110,000,000	130,008,998
13 REPUBLIKA SLOVENIJA 10 th issue	5,218,961	101.00	5,218,961.00	SIT	18,508,727,691	77,256,765	91,309,770
14 REPUBLIKA SLOVENIJA 27 th issue	1,700,000	104.00	1,700,000.00	SIT	17,680,000,000	73,797,596	87,221,378
15 REPUBLIKA SLOVENIJA 50 th issue	612,818	103.70	612,818.00	EUR	15,224,755,123	63,549,227	75,108,830
16 REPUBLIKA SLOVENIJA 48 th issue	600,000	105.00	600,000.00	EUR	15,093,174,600	63,000,000	74,459,699
17 REPUBLIKA SLOVENIJA 29 th issue	550,000	108.40	550,000.00	EUR	14,283,413,804	59,620,000	70,464,877
18 NLB 13 th issue	117,335	120.00	117,335.00	SIT	14,080,200,000	58,771,771	69,462,355
19 REPUBLIKA SLOVENIJA 18 th issue	500,000	109.00	500,000.00	EUR	13,056,793,900	54,500,000	64,413,549
20 REPUBLIKA SLOVENIJA 26 th issue	500,000	107.86	500,000.00	EUR	12,920,236,606	53,930,000	63,739,866
21 REPUBLIKA SLOVENIJA 39 th issue	21,214,714	100.25	21,214,714.00	SIT	12,760,650,471	53,263,876	62,952,574
22 NLB 10 th issue	108,243	105.50	108,243.00	SIT	11,419,636,500	47,666,387	56,336,902
23 NLB 9 th issue	108,474	103.00	108,474.00	SIT	11,172,822,000	46,636,165	55,119,283
24 REPUBLIKA SLOVENIJA 23 rd issue	400,000	110.15	400,000.00	EUR	10,555,639,252	44,060,000	52,074,513
25 NLB 17 th issue	101,694	100.00	101,694.00	SIT	10,169,400,000	42,447,809	50,169,065
26 BTC HIPOTEKARNE	400,000	105.00	400,000.00	EUR	10,062,116,400	42,000,000	49,639,799
27 NLB 12 th issue	80,000	103.00	80,000.00	SIT	8,240,000,000	34,394,355	40,650,687
28 REPUBLIKA SLOVENIJA 25 th issue	800,000	101.35	800,000.00	SIT	8,108,000,000	33,843,377	39,999,487
29 REPUBLIKA SLOVENIJA 22 nd issue	800,000	100.60	800,000.00	SIT	8,048,000,000	33,592,933	39,703,487
30 NLB 16 th issue	77,557	101.30	77,557.00	SIT	7,856,524,100	32,793,699	38,758,872
31 REPUBLIKA SLOVENIJA 49 th issue	78,392	106.51	78,392.00	EUR	7,601,263,234	31,728,221	37,499,584
32 NOVA KBM 7 th issue	70,000	101.70	70,000.00	SIT	7,119,000,000	29,715,220	35,120,418
33 NOVA KBM 8 th issue	70,000	100.70	70,000.00	SIT	7,049,000,000	29,423,035	34,775,084
34 NLB 11 th issue	26,326	105.40	26,326.00	EUR	6,647,610,030	27,747,604	32,794,893
35 NOVA KBM 5 th issue	60,000	104.80	60,000.00	SIT	6,288,000,000	26,246,566	31,020,816
36 REPUBLIKA SLOVENIJA 32 nd issue	238,655	109.80	238,655.00	EUR	6,277,878,761	26,204,319	30,970,884
37 REPUBLIKA SLOVENIJA 24 th issue	738,963	99.00	738,963.00	SIT	6,218,373,645	25,955,940	30,677,326
38 NOVA KBM 6 th issue	50,000	101.30	50,000.00	SIT	5,065,000,000	21,141,676	24,987,346
39 ABANKA VIPA 7 th issue	173,000	106.00	173,000.00	EUR	4,393,311,680	18,338,000	21,673,682
40 ABANKA 6 th issue	135,000	106.00	135,000.00	EUR	3,428,306,802	14,310,000	16,912,989
41 REPUBLIKA SLOVENIJA 44 th issue	296,493	110.90	296,493.00	SIT	3,288,107,370	13,724,797	16,221,338
42 REPUBLIKA SLOVENIJA 31 st issue	294,768	105.99	294,768.00	SIT	3,124,246,032	13,040,828	15,412,955
43 BANKA CELJE 6 th issue	125,000	104.10	125,000.00	EUR	3,117,459,278	13,012,500	15,379,474
44 NOVA KBM 3 rd issue, A series	20,000	106.60	20,000.00	SIT	2,763,864,230	11,536,569	13,635,070
45 BANKA CELJE 7 th issue	100,000	104.50	100,000.00	EUR	2,503,550,390	10,450,000	12,350,855
46 ABANKA 4 th issue	100,000	102.69	100,000.00	EUR	2,460,187,460	10,269,000	12,136,931
47 BANKA CELJE 5 th issue	100,000	101.80	100,000.00	EUR	2,438,865,356	10,180,000	12,031,742
48 ABANKA 5 th issue	100,000	101.00	100,000.00	EUR	2,419,699,420	10,100,000	11,937,190
49 BANKA CELJE 6 th issue, A series	100,000	100.40	100,000.00	EUR	2,405,324,968	10,040,000	11,866,276
50 NOVA KBM 2 nd issue	18,000	103.00	18,000.00	EUR	2,220,852,834	9,270,000	10,956,213
51 NOVA KBM 3 rd issue, B series	18,000		18,000.00	EUR	2,156,167,800	9,000,000	10,637,100
52 BTC 2 nd issue	340,000	105.01	340,000.00	EUR	1,562,745,185	6,523,011	7,709,547
53 HOTELI BERNARDIN	20,000	103.49	20,000.00	EUR	1,472,686,330	6,147,099	7,265,256
54 STANOVANJSKI SKLAD RS 2 nd issue	20,000	107.00	20,000.00	SIT	1,295,183,145	5,406,188	6,389,573
55 STANOVANJSKI SKLAD RS 1 st issue	70,965	104.30	70,965.00	EUR	392,596,279	1,638,725	1,936,809
56 BANKA VIPA 7 th issue	10,000	104.55	10,000.00	EUR	344,402,886	1,437,563	1,699,055
57 BANKA CELJE 4 th issue	100,000	102.10	100,000.00	EUR	305,511,967	1,275,229	1,507,193
58 BANKA VIPA 6 th issue	10,000	102.00	10,000.00	EUR	244,365,684	1,020,000	1,205,538
59 BANKA VIPA 5 th issue	10,000	102.50	10,000.00	EUR	184,172,666	768,750	908,586
60 BANKA VIPA 4 th issue	8,000	103.11	8,000.00	EUR	126,318,682	527,263	623,172
61 BANKA VIPA 3 rd issue	10,000	102.10	10,000.00	EUR	78,175,841	326,312	385,668
TOTAL					1,123,577,418,437	4,689,893,229	5,542,984,739

EXCHANGE RATES	1 USD=	202.7026	SIT as of 30 Nov 2005
	1 EUR=	239.5742	SIT as of 30 Nov 2005

MARKET CAPITALISATION OF BONDS - SEMI-OFFICIAL MARKET

Issue	Number of issued bonds	Price as of 30 Nov 2005	Principal amt. as of 30 Nov 2005	Currency of denomination	Market capitalisation as of 30 Nov 2005 (in SIT)	Market capitalisation as of 30 Nov 2005 (in EUR)	Market capitalisation as of 30 Nov 2005 (in USD)
1 SLOV. ODSKODNINSKA DRUŽBA 2 nd issue	11,207,743	107.09	49.12	EUR	141,242,529,620	589,556,512	696,796,833
2 DARS 1 st issue	134,300	115.50	100,000.00	SIT	15,511,650,000	64,746,747	76,524,179
3 DARS 2 nd issue	148,000		100,000.00	SIT	14,800,000,000	61,776,268	73,013,370
4 NLB 15 th issue	131,126	105.50	100,000.00	SIT	13,833,793,000	57,743,250	68,246,747
5 POSLOVNI SISTEM MERCATOR	365,400	105.00	100.00	EUR	9,191,743,331	38,367,000	45,345,957
6 ZAVAROVALNICA TRIGLAV 1 st issue	30,000	108.70	1,000.00	EUR	7,812,514,662	32,610,000	38,541,759
7 NLB 7 th issue	62,500	107.00	100,000.00	SIT	6,687,500,000	27,914,108	32,991,683
8 ABANKA VIPA 10 th issue	21,000	104.40	1,000.00	EUR	5,252,424,761	21,924,000	25,911,975
9 CIMOS 1 st issue	200,000	107.00	100.00	EUR	5,126,887,880	21,400,000	25,292,660
10 POŠTNA BANKA SLOVENIJE 7 th issue	40,000	103.70	100,000.00	SIT	4,148,000,000	17,314,051	20,463,477
11 NLB 14 th issue	17,000	100.00	1,000.00	EUR	4,072,761,400	17,000,000	20,092,300
12 NLB 8 th issue	14,276	102.70	1,000.00	EUR	3,512,505,634	14,661,452	17,328,370
13 FACTOR BANKA 11 th issue	13,000	101.00	1,000.00	EUR	3,145,609,246	13,130,000	15,518,347
14 PROBANKA 7 th issue	120,000	105.50	100.00	EUR	3,033,009,372	12,660,000	14,962,854
15 ABANKA VIPA 8 th issue	100,000	105.00	100.00	EUR	2,515,529,100	10,500,000	12,409,950
16 ABANKA VIPA 9 th issue	100,000	104.70	100.00	EUR	2,508,341,874	10,470,000	12,374,493
17 POŠTNA BANKA SLOVENIJE 5 th issue	10,000	102.40	1,000.00	EUR	2,453,239,808	10,240,000	12,102,656
18 POTEZA NALOŽBE	100,000	100.60	100.00	EUR	2,410,116,452	10,060,000	11,889,914
19 PROBANKA 5 th issue	78,500	100.00	100.00	EUR	1,880,657,470	7,850,000	9,277,915
20 POŠTNA BANKA SLOVENIJE 3 rd issue	17,955	100.00	100,000.00	SIT	1,849,018,881	7,717,938	9,121,831
21 POŠTNA BANKA SLOVENIJE 2 nd issue	15,000	112.50	100,000.00	SIT	1,709,605,693	7,136,018	8,434,059
22 DEŽELNA BANKA SLOVENIJE 4 th issue	67,530		100.00	EUR	1,617,844,573	6,753,000	7,981,371
23 STANOVANJSKI SKLAD 3 rd issue	20,000	111.00	71,933.79	SIT	1,616,238,445	6,746,296	7,973,447
24 PROBANKA 6 th issue	65,000	103.00	100.00	EUR	1,603,949,269	6,695,000	7,912,820
25 FACTOR BANKA 8 th issue	6,300	102.50	1,000.00	EUR	1,547,050,397	6,457,500	7,632,119
26 FACTOR BANKA 9 th issue	5,927	104.60	1,000.00	EUR	1,485,274,272	6,199,642	7,327,357
27 DEOS 1 st issue	58,259	96.50	100.00	EUR	1,346,884,595	5,621,994	6,644,634
28 FMR 1 st issue	50,000	103.00	100.00	EUR	1,233,807,130	5,150,000	6,086,785
29 BANKA ZASAVJE 3 rd issue	5,000	101.00	1,000.00	EUR	1,209,849,710	5,050,000	5,968,595
30 FACTOR BANKA 10 th issue	1,184	100.49	1,000,000.00	SIT	1,189,801,600	4,966,318	5,869,691
31 FACTOR BANKA 6 th issue	10,000	102.79	419.65	EUR	1,033,425,503	4,313,593	5,098,235
32 KD INVESTMENTS 1 st issue	80,000	104.15	51.13	EUR	1,020,622,411	4,260,152	5,035,073
33 POŠTNA BANKA SLOVENIJE 6 th issue	10,000		100,000.00	SIT	1,000,000,000	4,174,072	4,933,336
34 AUTOCOMMERCE 1 st issue	22,300	106.20	118.89	EUR	674,550,943	2,815,624	3,327,786
35 PROBANKA 4 th issue	50,000	100.01	43.25	EUR	518,131,015	2,162,716	2,556,114
36 SIP STROJNA INDUSTRIJA 1 st issue, B series	17,250		81.84	EUR	338,216,481	1,411,740	1,668,535
TOTAL					270,133,084,528	1,127,554,989	1,332,657,226

EXCHANGE RATES		
1 USD=	202.7026	SIT as of 30 Nov 2005
1 EUR=	239.5742	SIT as of 30 Nov 2005

D3) MARKET CAPITALISATION OF INVESTMENT FUNDS

	Investment funds	Number of shares traded	Price as of 30 Nov 2005	Market capitalisation as of 30 Nov 2005 (in SIT)	Market capitalisation as of 30 Nov 2005 (in EUR)	Market capitalisation as of 30 Nov 2005 (in USD)
1	NFD 1 DELNIŠKI INVESTICIJSKI SKLAD	160,580,300	311 SIT	49,860,183,150	208,120,003	245,977,028
2	KD ID	9,181,542	2,002 SIT	18,384,201,547	76,736,984	90,695,440
3	INFOND ID	8,132,314	2,213 SIT	17,992,826,048	75,103,354	88,764,653
4	ZLATA MONETA I, ID	136,595,600	130 SIT	17,762,891,824	74,143,592	87,630,311
5	MAKSIMA ID	7,811,823	2,239 SIT	17,489,578,042	73,002,761	86,281,962
6	KRONA SENIOR	73,170,428	152 SIT	11,105,807,562	46,356,442	54,788,678
7	MODRA LINIJA	34,156,833	238 SIT	8,122,494,887	33,903,880	40,070,995
8	VIPA INVEST	3,079,247	1,922 SIT	5,917,881,639	24,701,665	29,194,898
9	ZVON ENA ID	2,277,577	2,498 SIT	5,689,341,794	23,747,723	28,067,434
10	INFOND ID 1	4,956,471	1,098 SIT	5,442,403,417	22,716,985	26,849,204
	TOTAL			157,767,609,910	658,533,389	778,320,603

EXCHANGE RATES	1 USD=	202.7026	SIT as of 30 Nov 2005
	1 EUR=	239.5742	SIT as of 30 Nov 2005

E) OTHER

E1) INDICATORS AS OF 30 NOVEMBER 2005

ISSUE	Price as of 30 Nov 2005	Total net profit (loss) in 000 SIT in year 2004	Earning per share as of 31 Dec 2004	P / E ⁽¹⁾	Dividend for year 2004	Dividend yield	Book value as of 31 Dec 2004	Market book ratio	Turnover ratio ⁽²⁾
PRIME MARKET SHARES									
Gorenje	5,539 SIT	4,885,474	409.82 SIT	13.52	100 SIT	1.81%	5,207.86 SIT	1.06	8.08%
Intereuropa	5,416 SIT	2,824,667	357.44 SIT	15.15	240 SIT	4.43%	4,515.34 SIT	1.20	4.25%
Krika	103,996 SIT	14,630,663	4,328.66 SIT	24.02	1,400 SIT	1.35%	29,512.95 SIT	3.52	8.87%
Mercator	37,105 SIT	6,561,554	2,045.64 SIT	18.14	318 SIT	0.86%	27,532.62 SIT	1.35	9.45%
Merkur	34,200 SIT	2,652,193	2,199.61 SIT	15.55	600 SIT	1.75%	31,593.19 SIT	1.08	4.63%
Petrol	69,999 SIT	6,946,310	3,372.86 SIT	20.75	900 SIT	1.29%	38,263.45 SIT	1.83	7.37%
PRIME MARKET AVERAGE				20.40		1.49%		1.92	
Aerodrom ⁽⁴⁾	10,549 SIT	2,040,101	537.36 SIT	19.63	240 SIT	2.28%	4,909.64 SIT	2.15	7.34%
Comet	2,250 SIT	79,039	47.12 SIT	47.75	200 SIT	8.89%	3,441.87 SIT	0.65	1.70%
Delo	31,150 SIT	729,216	1,092.52 SIT	28.51	600 SIT	1.93%	8,962.40 SIT	3.48	4.84%
Delo Prodaja	4,490 SIT	641,763	1,106.29 SIT	4.06	310 SIT	6.90%	6,490.22 SIT	0.69	9.06%
Droga Kolinška ⁽⁶⁾	2,937 SIT	596,668	41.48 SIT				3,132.44 SIT	0.94	5.04%
Emona obala	890 SIT	(2,342,043)	(1,494.31 SIT)	⁽³⁾	0	0.00%	2,920.42 SIT	0.30	5.87%
Etol	48,173 SIT	958,886	4,200.86 SIT	11.47	1,350 SIT	2.80%	46,324.30 SIT	1.04	3.23%
Geodetski zavod Slovenije	2,350 SIT	57,121	151.08 SIT	15.56	80 SIT	3.40%	3,590.57 SIT	0.65	3.06%
Istrabenz	7,981 SIT	9,042,702	1,745.71 SIT	4.57	130 SIT	1.63%	7,708.91 SIT	1.04	4.61%
Kompas MTS	850 SIT	(564,361)	(189.83)	⁽³⁾	0	0.00%	3,679.00 SIT	0.23	12.74%
Luka Koper ⁽⁴⁾	7,209 SIT	4,394,450	313.89 SIT	22.97	245 SIT	3.40%	4,328.37 SIT	1.67	7.15%
Mlinotest	1,417 SIT	428,816	179.48 SIT	7.89	52 SIT	3.67%	2,444.86 SIT	0.58	1.08%
Nika	3,569 SIT	90,717	485.91 SIT	7.34	0	0.00%	4,428.28 SIT	0.81	2.36%
Pivovarna Laško	7,414 SIT	1,076,311	123.13 SIT	60.21	50 SIT	0.67%	4,972.15 SIT	1.49	5.65%
Salus	123,500 SIT	1,740,301	13,182.50 SIT	9.37	4,500 SIT	3.64%	69,660.93 SIT	1.77	7.39%
Sava	42,549 SIT	4,905,407	2,636.34 SIT	16.14	620 SIT	1.46%	33,988.11 SIT	1.25	2.79%
Terme Čatež	31,969 SIT	679,596	1,386.42 SIT	23.06	1,050 SIT	3.28%	28,723.98 SIT	1.11	2.18%
Žito	28,714 SIT	284,852	814.40 SIT	35.26	920 SIT	3.20%	39,594.75 SIT	0.73	6.98%
MARKET AVERAGE ⁽⁵⁾				18.71		1.63%		1.62	

Calculated on the basis of last audit consolidated financial statements. Average number of shares traded in last 2 years has been used for the calculations.

(1) P / E = PRICE / EARNINGS PER SHARE

(2) Yearly turnover / average market capitalisation on 30 Nov 2004, 30 Apr 2005 and 30 Nov 2005.

(3) Not applicable.

(4) By Aerodrom and Luka Koper P / E is calculated on all shares.

(5) Droga Kolinška is excluded from market average.

Average P/E = total market capitalisation of common shares listed on prime market or official market 30 Nov 2005 / total net profit of companies listed on prime market or official market (in year 2004), adjusted with share of listed securities.

Average div. yield = total dividends, paid by the companies listed on prime market or official market in year 2004 or 2005, adjusted with share of listed securities / total market capitalisation of common shares on prime market or official market (30 Nov 2005).

Average price / book value = total market capitalisation of common shares listed on prime market or official market (30 Nov 2005) / total equity of companies listed on prime market or official market (31 Dec 2004), adjusted with share of listed securities.

(6) Financial statement for Droga Kolinška are from unaudit statement on 30 Jun 2005.

E2) RECORD VALUES

RECORD DAILY TURNOVER IN YEAR 2005

28th September 2005

	Turnover (in SIT)	Number of bargains	Volume in pieces
Order book trades	1,758,257,732	1,720	842,887
Cross trades	127,011,206	213	52,558
Total	1,885,268,938	1,933	895,445

MAX AND MIN VALUE OF TURNOVER AND INDICES

	In year 2005		In years 1989-2004	
Monthly turnover - block trades excluded (in SITm)	16,678.29	January 2005	27,481.53	October 2002
Daily turnover - block trades excluded (in SITm)	1,885.27	28 Sep 2005	3,399.13	26 Aug 2002
Number of bargains per day - block trades excluded	1,933	28 Sep 2005	6,391	27 Dec 2002
Value of block trade (in SITm)	17,970.77	23 Nov 2005	8,128	23 Nov 2001
Max value of SBI 20 index	5,131.61	1 Feb 2005	4,935.29	15 Nov 2004
Min value of SBI 20 index	4,301.58	28 Sep 2005	891.93	10 Sep 1996
Max value of PIX index	4,752.47	31 Jan 2005	4,606.40	26 Nov 2004
Min value of PIX index	3,913.66	28 Sep 2005	965.15	29 Apr 1999
Max value of BIO index	123.41	7 Oct 2005	122.27	27 Dec 2004
Min value of BIO index	120.63	20 Jan 2005	100.46	5 July 1995
Other				
Market capitalisation of shares in SITm	1,761,669	31 Jan 2005	1,705,622	31 Dec 2004
Share in turnover of foreign investors	5.08%	31 oct 2005	19.68%	31 Dec 2002

E3) NEW LISTED AND DELISTED SECURITIES AND CHANGES IN YEAR 2005

NEW LISTED SECURITIES

OFFICIAL MARKET

SHARES

Issuer	Trading code	Type of share	Nominal value	Listing date	First trading day
Droga Kolinska	DRKR	common	1,000 SIT	28 Sep 2005	19 Oct 2005

BONDS

Issuer	Trading code	Nomin. value of issue	Issue	Listing date	First trading day
Republika Slovenija	RS58	16,910,000,000 SIT	58 th issue	24 Jan 2005	2 Feb 2005
Republika Slovenija	RS59	23,090,000,000 SIT	59 th issue	24 Jan 2005	2 Feb 2005
Republika Slovenija	RS60	20,000,000,000 SIT	60 th issue	4 Apr 2005	14 Apr 2005
Nova Kreditna banka Maribor	KBM7	7,000,000,000 SIT	7 th issue	21 Jun 2005	30 Jun 2005
Nova Kreditna banka Maribor	KBM8	7,000,000,000 SIT	8 th issue	21 Jun 2005	30 Jun 2005
Nova Ljubljanska banka	NLB16	7,755,700,000 SIT	16 th issue	21 Jun 2005	30 Jun 2005
Nova Ljubljanska banka	NLB17	10,169,400,000 SIT	17 th issue	21 Jun 2005	30 Jun 2005

SEMI-OFFICIAL MARKET

SHARES

Issuer	Trading code	Type of share	Listing date	First trading day
CAP NALOŽBE, LJUBLJANA	CPNR	common	3 Jan 2005	12 Jan 2005
D HOLDING, DOMŽALE	DHLR	common	3 Jan 2005	12 Jan 2005
PRVA POKOJNINSKA DRUŽBA	PPDG	preferred	7 Jul 2005	20 Jul 2005

BONDS

Issuer	Trading code	Nominal value of issue	Issue	Listing date	First trading day
Poslovni sistem Mercator	MEO1	36,540,000 EUR	1 st issue	31 Jan 2005	10 Feb 2005
Abanka Vipava	AB10	21,000,000 EUR	10 th issue	23 Feb 2005	7 Mar 2005
FMR	FMR1	5,000,000 EUR	1 st issue	29 Apr 2005	5 May 2005
FACTOR BANKA	FB08	6,300,000 EUR	8 th issue	29 Apr 2005	10 May 2005
FACTOR BANKA	FB09	5,927,000 EUR	9 th issue	29 Apr 2005	10 May 2005
FACTOR BANKA	FB10	1,184,000,000 SIT	10 th issue	29 Apr 2005	10 May 2005
FACTOR BANKA	FB06	4,196,500 EUR	6 th issue	29 Apr 2005	23 May 2005
CIMOS	CIM1	20,000,000 EUR	1 st issue	8 Jul 2005	21 Jul 2005
PB SLOVENIJE	PBS6	1,000,000,000 SIT	6 th issue	8 Jul 2005	21 Jul 2005
PB SLOVENIJE	PBS7	4,000,000,000 SIT	7 th issue	8 Jul 2005	21 Jul 2005
DEOS	DEO1	5,825,900 EUR	1 st issue	19 Sep 2005	28 Sep 2005
FACTOR BANKA	FB11	1,300,000 EUR	11 th issue	13 Oct 2005	25 Oct 2005
DARS	DRS2	14,800,000,000 SIT	2 nd issue	25 Oct 2005	8 Nov 2005

DELISTED SECURITIES

OFFICIAL MARKET

SHARES

Issuer	Trading code	Type of share	Delisting date
Tehnounion, Ljubljana	TEHG	common	22 Mar 2005
DROGA	DRPG	common	17 May 2005
KOLINSKA	KOLR	common	17 May 2005
RADENSKA	RARG	common	14 Sep 2005
PIVOVARNA UNION	PULG	common	14 Sep 2005

BONDS

Issuer	Trading code	Issue	Delisting date
Republika Slovenija	RS34	34 th issue	21 Feb 2005
Republika Slovenija	RS35	35 th issue	18 Mar 2005
Republika Slovenija	RS37	37 th issue	19 Apr 2005
Republika Slovenija	RS40	40 th issue	31 May 2005
NFD investicijsko svetovanje	NI01	1 st issue	9 Jun 2005
Republika Slovenija	RS41	41 st issue	17 Jun 2005
Republika Slovenija	RS42	42 nd issue	11 Jul 2005
Republika Slovenija	RS43	43 rd issue	20 Oct 2005

SEMI-OFFICIAL MARKET

SHARES

Issuer	Trading code	Type of share	Delisting date
NK2 NALOŽBE, LJUBLJANA	NK2R	common	4 Jan 2005
OLJARICA, KRANJ	MOKG	common	21 Feb 2005
SVILA	SVMG	common	24 Mar 2005
INTEGRAL, JESENICE	INJG	common	23 May 2005
UPIMO GROUP	UPGR	common	17 Jun 2005
D HOLDING	DHLR	common	20 Jun 2005
CAP NALOŽBE	CPNR	common	20 Jun 2005
L EGOLES	LEGG	common	20 Jun 2005
SVILANIT	SKAG	common	1 Jul 2005
KOMPAS HOTELI KG	KHKG	common	25 Jul 2005
METALKA TRGOVINA	MTGG	common	22 Aug 2005
KEMA PUCONCI	KEPG	common	22 Aug 2005
DANA	DMRG	common	20 Sep 2005
UNITAS-AS NEPREMIČNINE	USAR	common	20 Sep 2005
FRUCTAL	FRAG	common	2 Nov 2005
KLASJE	KLAG	common	2 Nov 2005

BONDS

Issuer	Trading code	Issue	Delisting date
SIP, strojna industrija	SIPAE	1 st issue	26 Apr 2005

INVESTMENT FUNDS

Issuer	Trading code	Delisting date
TRILAV STEBER I, posebna delniška ID	TG1R	27 Jun 2005

EXTENDED LISTING OF SECURITIES

OFFICIAL MARKET

SHARES

Issuer	Trading code	Type of share	Number of shares before extension	Number of shares after extension	Extension date
Probanka	PRBP	preferred	396,085	396,235	7 Nov 2005

BONDS

Issuer	Trading code	Issue	Number of bonds before extension	Number of bonds after extension	Extension date
Republika Slovenija	RS58	58 th issue	1,691,000	3,091,000	23 Feb 2005
Republika Slovenija	RS59	59 th issue	2,309,000	4,909,000	23 Feb 2005
Republika Slovenija	RS58	58 th issue	3,091,000	4,791,000	16 Mar 2005
Republika Slovenija	RS59	59 th issue	4,909,000	7,209,000	16 Mar 2005
Republika Slovenija	RS59	59 th issue	7,209,000	9,209,000	1 Apr 2005
Republika Slovenija	RS58	58 th issue	4,791,000	6,291,000	22 Apr 2005
Republika Slovenija	RS59	59 th issue	9,209,000	11,709,000	22 Apr 2005
Republika Slovenija	RS58	58 th issue	6,291,000	7,491,000	13 May 2005
Republika Slovenija	RS60	60 th issue	2,000,000	5,800,000	13 May 2005
Republika Slovenija	RS59	59 th issue	11,709,000	13,832,500	10 Jun 2005
Republika Slovenija	RS60	60 th issue	5,800,000	8,200,000	10 Jun 2005
Republika Slovenija	RS58	58 th issue	7,491,000	9,933,000	16 Sep 2005
Republika Slovenija	RS60	60 th issue	8,200,000	10,651,000	16 Sep 2005
Republika Slovenija	RS59	59 th issue	13,832,500	15,200,000	14 Oct 2005
Republika Slovenija	RS60	60 th issue	10,651,000	11,600,000	14 Oct 2005
Republika Slovenija	RS59	59 th issue	15,200,000	16,800,000	8 Nov 2005
Republika Slovenija	RS60	60 th issue	11,600,000	12,300,000	8 Nov 2005

SEMI-OFFICIAL MARKET

SHARES

Issuer	Trading code	Type of share	Number of shares before extension	Number of shares after extension	Extension date
TOVARNA OLJA GEA	GSBG	common	846,600	1,254,960	21 Feb 2005
ZVON ENA HOLDING	ZVHR	common	11,520,720	12,431,743	2 Jun 2005
NFD HOLDING	NF2R	common	30,184,540	31,859,997	18 Jul 2005
ZDRAVILIŠČE ROGAŠKA	RGS	common	898,110	900,462	8 Aug 2005
ZDRAVILIŠČE ROGAŠKA	RGP	preferred	27,850	27,988	8 Aug 2005
INLES	IHPG	common	693,595	712,410	24 Oct 2005

BONDS

Issuer	Trading code	Issue	Number of bonds before extension	Number of bonds after extension	Extension date
Slovenska odškodninska družba	SOSZE	2 nd issue	10,500,000	14,000,000	28 Apr 2005

REDUCED LISTING OF SECURITIES

SEMI-OFFICIAL MARKET

SHARES

Issuer	Trading code	Type of share	Number of shares before reduction	Number of shares after reduction	Reduction date
TEKSTINA	TEAG	common	1,503,057	1,127,293	12 Sep 2005
CREINA	CRKG	common	48,594	38,880	28 Sep 2005

EXPIRED BONDS IN YEAR 2005

Issuer	Trading code	Issue	Market	Last trading day
Republika Slovenija	RS28	28 th issue	official market	10 Jan 2005
Banka Celje	BCE6B	6 th issue B series	official market	9 Feb 2005
Republika Slovenija	RS17	17 th issue	official market	17 Feb 2005
Banka Celje	BCE3	3 rd issue	official market	23 Feb 2005
Nova Ljubljanska banka	NLB3	2 nd issue A series	official market	24 Feb 2005
Nova Ljubljanska banka	NLB4	2 nd issue B series	official market	24 Feb 2005
Abanka Vipava	VP02E	2 nd issue	official market	25 Mar 2005
Republika Slovenija	RS36	36 th issue	official market	11 Mar 2005
SKB banka	SKB4A	4 th issue series A	official market	26 May 2005
SKB banka	SKB4B	4 th issue series B	official market	26 May 2005
Republika Slovenija	RS42	42 th issue	official market	8 July 2005
Banka Koper	BKP4	4 th issue	semi-official market	26 July 2005
Deželna banka Slovenije	SZB3	3 rd issue	official market	26 July 2005
Abanka Vipava	AB03	3 rd issue	official market	25 Oct 2005
Republika Slovenija	RS45	45 th issue	official market	28 Oct 2005
Nova Ljubljanska banka	NLB5	5 th issue	official market	25 Nov 2005

F) LIST OF SECURITIES - NOVEMBER 2005

F1) OFFICIAL MARKET (1)

CORPORATE BONDS

	Issuer	Trading code	First trading day	Nominal value of issue traded	Coupon interest rate	Maturity	Sector
1	ABANKA VIPA	AB04	27 Dec 2000	10 EURm	6.25% p.a.	2000-2007	banking
2	ABANKA VIPA	AB05	26 Sept 2001	10 EURm	6% p.a.	2001-2006	banking
3	ABANKA VIPA	AB06	25 Nov 2002	13.5 EURm	5.9% p.a.	2002-2009	banking
4	ABANKA VIPA	AB07	30 Oct 2003	17.3 EURm	5.3% p.a.	2003-2010	banking
5	BANKA CELJE	BCE4	9 Feb 2001	10 EURm	6% p.a.	2000-2006	banking
6	BANKA CELJE	BCE5	19 Dec 2001	10 EURm	6% p.a.	2001-2007	banking
7	BANKA CELJE	BCE6A	30 Sept 2002	10 EURm	5.6% p.a.	2002-2008	banking
8	BANKA CELJE	BCE7	17 Nov 2003	10 EURm	5.15% p.a.	2003-2010	banking
9	BANKA CELJE	BCE8	26 Oct 2004	12.5 EURm	4.9% p.a.	2004-2011	banking
10	ABANKA VIPA	VIP3E	13 Nov 1996	2,556,459.41 EUR	7.5% p.a.	1996-2006	banking
11	ABANKA VIPA	VIP4E	3 Dec 1997	2,045,167.52 EUR	7% p.a.	1997-2007	banking
12	ABANKA VIPA	VIP5	24 Dec 1998	2 EURm	6% p.a.	1998-2008	banking
13	ABANKA VIPA	VIP6	6 Mar 2000	2 EURm	5.5% p.a.	1999-2009	banking
14	ABANKA VIPA	VIP7	19 July 2001	2 EURm	6.2% p.a.	2001-2010	banking
15	BLAGOVNO TRGOVINSKI CENTER	BTC1E	24 Feb 1997	17,383,924.96 EUR	10.5% p.a.	1996-2008	retail, wholesale and real estate trade
16	BLAGOVNO TRGOVINSKI CENTER	BTC2	6 Jun 2003	40 EURm	7% p.a.	2001-2011	retail, wholesale and real estate trade
17	HOTELI BERNARDIN	HTB1E	28 June 1999	10,225,837.62 EUR	8.5% p.a.	1999-2009	hotel and restaurant activities
18	NOVA KBM	KBM2	14 Nov 2000	9 EURm	5.9% p.a.	2000-2006	banking
19	NOVA KBM	KBM3	14 Nov 2001	2,000 SITm	5.8% p.a.+TOM	2001-2006	banking
20	NOVA KBM	KBM4	14 Nov 2001	9 EURm	6% p.a.	2001-2006	banking
21	NOVA KBM	KBM5	26 Oct 2004	6,000 SITm	5.3% p.a.	2004-2009	banking
22	NOVA KBM	KBM6	26 Oct 2004	5,000 SITm	4.5% p.a.	2004-2007	banking
23	NOVA KBM	KBM7	30 Jun 2005	7,000 SITm	4.1% p.a.	2004-2011	banking
24	NOVA KBM	KBM8	30 Jun 2005	7,000 SITm	3.9% p.a.	2005-2010	banking
25	NOVA LJUBLJANSKA BANKA	NLB9	18 Jun 2003	10,847.4 SITm	8.5% p.a.	2002-2006	banking
26	NOVA LJUBLJANSKA BANKA	NLB10	18 Jun 2003	10,824.3 SITm	3% p.a. + TOM	2002-2007	banking
27	NOVA LJUBLJANSKA BANKA	NLB11	18 Jun 2003	26,326 EURm	5.1% p.a.	2002-2009	banking
28	NOVA LJUBLJANSKA BANKA	NLB12	14 Nov 2003	8,000 SITm	2.65% + TOM	2003-2008	banking
29	NOVA LJUBLJANSKA BANKA	NLB13	14 Nov 2003	11,733.5 SITm	7% p.a.	2003-2013	banking
30	NOVA LJUBLJANSKA BANKA	NLB16	30 Jun 2005	7,755.7 SITm	4.0% p.a.	2004-2009	banking
31	NOVA LJUBLJANSKA BANKA	NLB17	30 Jun 2005	10,169.4 SITm	3.85% p.a.	2005-2011	banking
32	STANOVANJSKI SKLAD RS	SSR1E	4 July 1996	4,083,023.58 EUR	6% p.a.	1995-2010	national mortgage agency
33	STANOVANJSKI SKLAD RS	SSR2	30 June 1998	2,000 SITm	7.2% p.a. + TOM	1998-2008	national mortgage agency

MUNICIPAL and GOVERNMENT BONDS

	Issuer	Trading code	First trading day	Nominal value of issue traded	Coupon interest rate	Maturity	Sector
1	REPUBLIC OF SLOVENIA	RS10	14 June 1999	52,189.61 SITm	4.5% p.a. + TOM	1997-2007	government bond
2	REPUBLIC OF SLOVENIA	RS18	15 May 2000	50 EURm	6% p.a.	2000-2010	government bond
3	REPUBLIC OF SLOVENIA	RS21	18 Nov 2002	7,113.82 SITm	1% p.a. + TOM	2001-2015	government bond
4	REPUBLIC OF SLOVENIA	RS22	22 Feb 2001	8,000 SITm	4.7% p.a. + TOM	2001-2006	government bond
5	REPUBLIC OF SLOVENIA	RS23	20 Feb 2001	40 EURm	6% p.a.	2001-2011	government bond
6	REPUBLIC OF SLOVENIA	RS25	3 May 2001	8,000 SITm	4.7% p.a. + TOM	2001-2006	government bond
7	REPUBLIC OF SLOVENIA	RS26	14 June 2001	50 EURm	5.375% p.a.	2001-2011	government bond
8	REPUBLIC OF SLOVENIA	RS27	20 Dec 2001	17,000 SITm	4.7% p.a. + TOM	2001-2006	government bond
9	REPUBLIC OF SLOVENIA	RS29	25 Jan 2002	55 EURm	5.375% p.a.	2002-2012	government bond
10	REPUBLIC OF SLOVENIA	RS31	25 Jan 2002	2,974.68 SITm	4.7% p.a. + TOM	2002-2007	government bond
11	REPUBLIC OF SLOVENIA	RS32	25 Jan 2002	23,8655 EURm	5.375% p.a.	2002-2012	government bond
12	REPUBLIC OF SLOVENIA	RS33	9 Apr 2002	127.166 EURm	8% p.a.	2002-2022	government bond
13	REPUBLIC OF SLOVENIA	RS38	30 Apr 2002	100 EURm	5.63% p.a.	2002-2017	government bond
14	REPUBLIC OF SLOVENIA	RS39	18 Nov 2002	20,815.498 SITm	1% p.a. + TOM	2002-2008	government bond
15	REPUBLIC OF SLOVENIA	RS44	29 Nov 2002	2,964.93 SITm	6.65% p.a.	2002-2012	government bond
16	REPUBLIC OF SLOVENIA	RS48	10 Dec 2002	60 EURm	4.75% p.a.	2002-2012	government bond
17	REPUBLIC OF SLOVENIA	RS49	22 Jan 2003	29,78896 EUR m	4.75% p.a.	2003-2022	government bond
18	REPUBLIC OF SLOVENIA	RS50	11 Mar 2003	61,281,800 EUR	4.50% p.a.	2003-2013	government bond
19	REPUBLIC OF SLOVENIA	RS51	11 Mar 2003	44,470.5 SITm	7.75% p.a.	2003-2006	government bond
20	REPUBLIC OF SLOVENIA	RS52	17 Apr 2003	40,000 SITm	6.25% p.a.	2003-2008	government bond
21	REPUBLIC OF SLOVENIA	RS53	17 Apr 2003	100 EURm	4.875% p.a.	2003-2018	government bond
22	REPUBLIC OF SLOVENIA	RS54	29 Oct 2003	30,000 SITm	5.75% p.a.	2003-2013	government bond
23	REPUBLIC OF SLOVENIA	RS55	24 Feb 2004	40,000 SITm	5% p.a.	2004-2007	government bond
24	REPUBLIC OF SLOVENIA	RS56	24 Feb 2004	50,000 SITm	4.875% p.a.	2004-2009	government bond
25	REPUBLIC OF SLOVENIA	RS57	29 Mar 2004	90,000 SITm	4.875% p.a.	2004-2014	government bond
26	REPUBLIC OF SLOVENIA	RS58	2 Feb 2005	99,330 SITm	3.25% p.a.	2005-2008	government bond
27	REPUBLIC OF SLOVENIA	RS59	2 Feb 2005	168,000 SITm	4% p.a.	2005-2016	government bond
28	REPUBLIC OF SLOVENIA	RS60	14 Apr 2005	123,000 SITm	3.5 % p.a.	2005-2010	government bond

TOM (abbreviation for: "temeljna obrestna mera"- base interest rate) - indexation factor, calculated as twelve month average of monthly consumer price index

F1) OFFICIAL MARKET (2)

COMMON SHARES

PRIME MARKET SHARES

	Issuer	Trading code	First trading day	Nominal value of issue listed	Number of shares traded	Isin code	Sector
1	GORENJE, VELENJE	GRVG	10 Nov 2000 (2 June 1998 free market)	12,200 SITm	12,200,000	SI 003110407 6	household appliances
2	INTEREUROPA, KOPER	IEKG	12 Jan 1998	7,902.413 SITm	7,902,413	SI 003110009 0	retail trade
3	KRKA TOVARNA ZDRAVIL, NOVO MESTO	KRKG	4 Nov 1997	14,170.448 SITm	3,542,612	SI 003110212 0	pharmaceutical & chemical industry
4	MERCATOR, LJUBLJANA	MELR	22 Dec 1997	32,085.04 SITm	3,208,504	SI 003110008 2	commerce industry, agriculture
5	MERKUR, NAKLO	MER	30 Nov 1998	12,145.85 SITm	1,214,585	SI 003110463 9	wholesale and retail trade
6	PETROL, LJUBLJANA	PETG	5 May 1997	12,517.806 SITm	2,086,301	SI 003110215 3	crude-oil and gas trade

SHARES

	Issuer	Trading code	First trading day	Nominal value of issue listed	Number of shares traded	Isin code	Sector
1	AERODROM, LJUBLJANA	AELG	8 Oct 1997	1,936.229 SITm	1,936,229	SI 003110327 6	airport services
2	COMET, ZREČE	CHZG	2 Nov 1998	1,700.688 SITm	1,700,688	SI 003110440 7	grinding wheels and other non-metals production
3	DELO, LJUBLJANA	DELR	13 Jan 1999	667.464 SITm	667,464	SI 003110445 6	publishing
4	DELO PRODAJA	DPRG	12 Feb 2001	593.549 SITm	593,549	SI 003110707 9	trade
5	DROGA KOLINSKA	DRKR	19 Oct 2005	14,382.915 SITm	14,382,915	SI 003111337 4	packaged foods & meats
6	EMONA OBALA	EOKG	7 Jan 1998	1,741.456 SITm	1,741,456	SI 003110268 2	commerce
7	ETOL, CELJE	ETOG	21 Feb 1997	2,546.19 SITm	254,619	SI 003110133 8	essential oils and fragrances production
8	GEODETSKI ZAVOD SLOVENIJE	GZRG	8 Jan 2001	379.820 SITm	379,820	SI 003111033 9	surveying and cartography
9	ISTRABENZ, KOPER	ITBG	16 June 1997	5,180 SITm	5,180,000	SI 003110207 0	holding companies management
10	KOMPAS MTS	MTSG	8 Dec 2000	2,973.005 SITm	2,973,005	SI 003110370 6	catering service, border-crossing and tourist services
11	LUKA KOPER	LKPG	20 Nov 1996	7,140 SITm	7,140,000	SI 003110134 6	transport
12	MLINOTEST, AJDOVŠČINA	MAJG	3 Apr 2000	2,389.177 SITm	2,389,177	SI 003110820 0	food processing industry
13	NIKA, BREŽICE	NIKA	23 June 1992	479.688 SITm	479,688	SI 003110079 3	financial consultancy and services
14							
15	PIVOVARNA LAŠKO	PILR	1 Feb 2000	8,576.801 SITm	8,576,801	SI 003110741 8	brewery
16	SALUS, LJUBLJANA	SALR	16 Jan 1992	134.98 SITm	134,980	SI 003110568 5	full-line pharmaceutical wholesale
17	SAVA, KRANJ	SAVA	6 Jan 2000	20,069.87 SITm	2,006,987	SI 003110845 7	chemicals
18	TERME ČATEŽ	TCRG	26 Aug 1993	3,587.496 SITm	597,916	SI 003110063 7	health resort
19	ŽITO, LJUBLJANA	ZTOG	20 Mar 2000	3,487.65 SITm	348,765	SI 003110844 0	flour, bread, pasta and sweets production

PREFERRED SHARES

	Issuer	Trading code	First trading day	Nominal value of issue listed	Number of shares traded	Isin code	Sector
1	PROBANKA, MARIBOR	PRBP	30 Mar 1993	396.235 SITm	396,235	SI 002120040 5	banking

TRADED SECURITIES - NOVEMBER 2005

F2) SEMI-OFFICIAL MARKET (1)

CORPORATE BONDS

	Issuer	Trading code	First trading day	Nominal value of issue traded	Interest rate	Maturity	Sector
1	ABANKA VIPA	AB08	22 Sep 2004	10 EURm	4.9% p.a.	2003-2011	banking
2	ABANKA VIPA	AB09	22 Sep 2004	10 EURm	4.7% p.a.	2003-2011	banking
3	ABANKA VIPA	AB10	7 Mar 2005	21 EURm	4.6% p.a.	2004-2011	banking
4	AUTOCOMMERCE	ACL1E	15 Dec 1997	11,401,808.95 EUR	8% p.a.	1997-2006	foreign and domestic trade, service and production
5	BANKA ZASAVJE	BZ03	27 Jul 2004	5 EURm	4.5% p.a.	2004-2011	banking
6	CIMOS	CIM1	21 Jul 2005	20 EURm	5.75% p.a.	2004-2011	automobile industry
7	DARS	DRS1	30 Dec 2004	13,430 SITm	5.1% p.a.	2004-2024	performing financial engineering, preparatory, organization and policy making of building, maintenance of road network and management of super highways in Republic of Slovenia
8	DARS	DRS2	8 Nov 2005	14,800 SITm	4.5% p.a.	2005-2025	performing financial engineering, preparatory, organization and policy making of building, maintenance of road network and management of super highways in Republic of Slovenia
7	DEOS	DEO1	28 Sep 2005	5,8259 EURm	6% p.a.	2004-2014	the construction and maintenance of safe homes
8	FMR	FMR1	5 May 2005	5 EURm	4.6% p.a.	2004-2009	holding companies management
9	FACTOR BANKA	FB06	23 May 2005	4,196 EURm	2% + 6month EURIBOR	2002-2009	banking
10	FACTOR BANKA	FB08	10 May 2005	6,3 EURm	4,8% p.a.	2003-2008	banking
11	FACTOR BANKA	FB09	10 May 2005	5,927 EURm	4,8% p.a.	2004-2014	banking
12	FACTOR BANKA	FB10	10 May 2005	1,184 SITm	4,25% p.a.	2004-2007	banking
13	FACTOR BANKA	FB11	25 Oct 2005	13 EURm	1,5% + 6 month EURIBOR	2005-2020	banking
14	KD INVESTMENTS	KDO1E	24 July 1996	4,090,335,05 EUR	10% p.a.	1996-2006	investment
15	NOVA LJUBLJANSKA BANKA	NLB7	22 Nov 2002	6,250 SITm	10% p.a.	2002-2005	banking
16	NOVA LJUBLJANSKA BANKA	NLB8	22 Nov 2002	14,276 EURm	5,5% p.a.	2002-2007	banking
17	NOVA LJUBLJANSKA BANKA	NLB14	6 Jul 2004	17 EURm	5% p.a.	2003-2008	banking
18	NOVA LJUBLJANSKA BANKA	NLB15	1 Dec 2004	13,112,6 SITm	4,8% p.a.	2004-2012	banking
19	POSLOVNI SISTEM MERCATOR	MEO1	10 Feb 2005	36,54 EURm	4,8% p.a.	2004-2011	banking
20	POŠTNA BANKA SLOVENIJE	PBS2	27 Dec 2002	1,500 SITm	6% + TOM	2000-2007	commerce industry, agriculture
21	POŠTNA BANKA SLOVENIJE	PBS3	27 Dec 2002	1,795,5 SITm	5,3% + TOM	2000-2005	banking
22	POŠTNA BANKA SLOVENIJE	PBS5	6 Jan 2004	10 EURm	4,8% p.a.	2004-2008	banking
23	POŠTNA BANKA SLOVENIJE	PBS6	21 Jul 2005	4,000 SITm	4,4% p.a.	2004-2012	banking
24	POŠTNA BANKA SLOVENIJE	PBS7	21 Jul 2005	1,000 SITm	4,7% p.a.	2004-2011	banking
25	POTEZA NALOŽBE	PNO1	29 Sep 2004	10 EURm	5,25% p.a.	2003-2011	enterprise and business counseling
26	PROBANKA, MARIBOR	PRB4	15 Mar 2000	5 EURm	5,5% p.a.	1999-2007	banking
27	PROBANKA, MARIBOR	PRB5	26 Apr 2002	7,85 EURm	6,25% p.a.	2001-2006	banking
28	PROBANKA, MARIBOR	PRB6	30 Jul 2003	6,5 EURm	5,7% p.a.	2002-2008	banking
29	PROBANKA, MARIBOR	PRB7	5 May 2004	12 EURm	5,2% p.a.	2004-2010	banking
30	SIP, STROJNA INDUSTRIJA	SIPBE	19 June 2000	1,763,956,99 EUR	6% p.a.	1999-2009	manufacturing farm equipment
31	DEŽELNA BANKA SLOVENIJE	SZB4	1 Apr 2004	6,753 EURm	6% p.a.	2004-2007	banking

INSURANCE

	Issuer	Trading code	First trading day	Nominal value of issue traded	Coupon interest rate	Maturity	Sector
1	ZAVAROVALNICA TRIGLAV	ZT01	2 Jun 2004	30 EURm	5,125% p.a.	2003-2013	insurance

MUNICIPAL and GOVERNMENT BONDS

	Issuer	Trading code	First trading day	Nominal value of issue traded	Coupon interest rate	Maturity	Sector
1	SLOVENSKA ODŠKODNINSKA DRUŽBA	SOS2E	7 Apr 1997	555,626,591 EUR	6% p.a.	1996-2016	meeting commitments deriving from denationalisation process
2	STANOVANJSKI SKLAD RS	SSR3	8 May 2001	2,000 SITm	6,1% p.a. + TOM	2001-2011	national mortgage agency

TOM (abbreviation for: "temeljna obrestna mera"- base interest rate) - indexation factor calculated as twelve month average of monthly consumer price index

F2) SEMI-OFFICIAL MARKET (2)

COMMON SHARES

Issuer	Trading code	First trading day	Nominal value of issue traded	Number of shares traded	Isin code	Sector
1 AGROKOMBINAT, MARIBOR	AKMG	24 Sep 1999	403.808 SITm	403.808	SI 003110433 2	retail, fooder production for livestock, meat and milk products, granary services
2 AKTIVA AVANT, LJUBLJANA	AAPG	12 Sep 2003	2.951.872 SITm	2.951.872	SI 002111191 7	other financial intermediation
3 AKTIVA INVEST, LJUBLJANA	AKIR	27 May 2003	815.773 SITm	815.773	SI 02111135 4	enterprise & business counselling
4 AKTIVA NALOŽBE, LJUBLJANA	ATPG	27 Feb 2004	13.591.508 SITm	13.591.508	SI 002111216 2	holding companies management
5 ALPETOUR POTOVALNA AGENCIJA	APAG	2 Aug 2000	748.680 SITm	374.340	SI 003110989 3	passengers transportat
6 ARKADA HOLDING, LJUBLJANA	AR1R	13 Jan 2004	6.640.325 SITm	6.640.325	SI 002111207 1	holding companies management
7 AVTOPREVOZNIŠTVO IN SERVISI, VELENJE	ASVG	1 Sep 1997	308.696 SITm	308.696	SI 003110315 1	transport company
8 BELINKA HOLDING	BELG	19 Oct 2000	2.702.532 SITm	2.702.532	SI 003110216 1	holding companies management
9 CAPITA	CAP1	5 Sep 1997	315.963 SITm	315.963	SI 002110003 5	holding companies management
10 CERTIUS INVEST	CRIR	16 Sep 2003	3.091.062 SITm	3.091.062	SI 002111192 5	other financial intermediation
11 CETIS, CELJE	CETG	10 Mar 1997	2.400 SITm	200.000	SI 003110084 3	paper industry and graphics
12 CINKARNA, CELJE	CICG	6 Mar 1998	4.874.862 SITm	812.477	SI 003110380 5	metallurgic and chemical industry
13 COLOR, MEDVODE	COMG	15 Jan 1998	1.900.782 SITm	950.391	SI 003110360 7	resin, colours and varnish industry
14 CREINA, KRANJ	CRKG	21 Feb 2000	155.520 SITm	38.880	SI 003110915 8	production and wholesale of agricultural and industrial machines and gadgats
15 DZS, LJUBLJANA	DZS	12 May 1999	1.429.368 SITm	1.429.368	SI 003110527 1	publishing and trading
16 EGOLES, ŠKOFJA LOKA - V LIKVIDACIJI	GKRG	17 Sep 1999	51.399 SITm	51.399	SI 003110714 5	forest management and sale of wood products
17 ELMO, LJUBLJANA	IELG	22 Feb 2001	708 SITm	708.000	SI 003111026 3	electrical installations
18 ETRA 33	ETRG	7 Nov 2002	454.23 SITm	45.423	SI 003110712 9	production of electromotors, generators and transformers
19 FINIRA	FIRR	10 Oct 2002	2.179.206 SITm	2.179.206	SI 002111138 8	holding companies management
20 FOND INVEST	MHLG	30 Jan 2001	595.241 SITm	595.241	SI 003111007 3	holding companies management
21 GEA COLLEGE	GEAL	5 Jan 1995	248 2 SITm	248.200	SI 003110080 1	consulting
22 GEA TOVARNA OLJA	GSBG	30 June 1996	1.254.96 SITm	1.254.960	SI 003110129 6	oil - producing industry
23 GORENJSKI TISK, KRANJ	GTKG	19 Sep 1996	1.070.328 SITm	1.070.328	SI 003110119 7	graphics services
24 GORIŠKE OPEKARNE, RENČE	GORG	8 Mar 1999	523.634 SITm	523.634	SI 003110499 3	production of different clay brick products
25 GOZDNO GOSPODARSTVO BLEĐ	GGBG	27 Dec 1999	611.9 SITm	611.900	SI 003110737 6	forest management
26 GRADIS GP	GLJG	12 July 1999	609.5 SITm	304.750	SI 003110393 8	construction
27 GRAND HOTEL UNION	GHUG	5 Jan 2000	1.814.613 SITm	1.814.613	SI 003110865 5	hotel industry
28 HELIOS, DOMŽALE	HDOG	19 Sep 1996	2.198.61 SITm	219.861	SI 003110114 8	intermediary on fuel, mine sector
29 HIDROTEHNIK, LJUBLJANA	VHLG	5 July 1999	2.198.61 SITm	384.472	SI 003110551 1	building industry and protection against flood damage
30 HOTELI PALACE, PORTOROŽ	PALG	7 Oct 1997	2.346.102 SITm	2.346.102	SI 003110330 0	hotel industry
31 HRAM HOLDING	ST1R	27 Jan 2004	4.346.667 SITm	4.346.667	SI 002111210 5	holding companies management
32 IMP ČRPALKE	ICRG	9 Sep 1998	333.034 SITm	333.034	SI 003110434 0	production of pumps
33 IMP KLIMAT	KILG	26 Apr 2002	353 9 SITm	353.900	SI 003111114 7	production of air conditioning equipment
34 INFOND HOLDING	IFFR	23 Sept 2002	16.833.414 SITm	16.833.414	SI 002111076 0	holding companies management
35 INFOND HOLDING 1	IFHR	22 Jul 2004	3.777.004 SITm	3.777.004	SI 002111308 7	holding companies management
36 INLES, RIBNICA	IHPG	8 Oct 1999	1.424.82 SITm	712.410	SI 003110745 9	production of furniture
37 INTARA, LJUBLJANA	INTR	5 Jan 1995	101 SITm	101.000	SI 003110114 8	brokerage house
38 INTERTRADE ITA	INRG	20 Oct 1997	695.31 SITm	69.531	SI 003110333 4	mechanical engineering representative
39 INTERTRADE ITS	ITSG	24 Apr 1998	1.260 SITm	1.260.000	SI 003110394 6	information and computer service
40 ISKRA AVTOELEKTRIKA	IALG	26 Oct 2004	3.216.626 SITm	1.608.313	SI 003110704 6	production of electrical equipment for machinery and vehicles
41 JADRAN, SEŽANA	JASG	23 Sep 1996	165.302 SITm	165.302	SI 003110154 4	commerce industry
42 JATA EMONA	JAMR	15 Jan 2002	3.197.534 SITm	3.197.534	SI 003111109 7	production and retailing of poultry meat
43 JAVOR, PIVKA	JPIG	13 Nov 2000	1.194.7 SITm	1.194.700	SI 003110910 9	production of plywood, bound and layer wood, fibre and other slabs
44 JELEN, SLOVENSKE KONJICE	JESG	29 Nov 1999	67.798 SITm	67.798	SI 003110430 8	restaurant & hotel capacities
45 JUTEKS, ŽALEC	JTKG	2 Nov 1999	641.432 SITm	641.432	SI 003110786 3	carpet production on various linings
46 KD HOLDING	KDHR	5 Feb 2001	10.988.272 SITm	1.373.534	SI 003111046 1	holding companies management
47 KOŠAKI TMI, MARIBOR	TKMG	11 Oct 1999	432.36 SITm	43.236	SI 003110424 1	secondary meat industry and production of meat products
48 KRONA HOLDING	KRHR	9 May 2002	1.287.121 SITm	1.287.121	SI 002111124 8	holding companies management
49 KS2 NALOŽBE	KS2G	22 Dec 2003	4.353.967 SITm	4.353.967	SI 002111203 0	holding companies management
50 LESNINA	MILG	12 Jan 2002	2.906.81 SITm	76.495	SI 003111116 2	wholesale and retail of furniture
51 LESNINA EMMI, SLOVENSKA BISTRICA	LSBG	8 May 1996	689.49 SITm	689.490	SI 003110035 5	aluminium and wood production
52 ŽITO INTES	IMTG	9 Mar 2000	2.518.194 SITm	2.518.194	SI 003110920 8	cereal processing and production of farinaceous food

F2) SEMI-OFFICIAL MARKET (3)

COMMON SHARES

	Issuer	Trading code	First trading day	Nominal value of issue traded	Number of shares traded	Isin code	Sector
53	LIP BLEĐ	LLBG	12 Jan 2000	1,942.454 SITm	1,942,454	SI 003110871 3	wood manufacturing
54	LIV POSTOJNA	LIVG	16 Nov 1999	1,616 SITm	161,600	SI 003110796 2	production of vacuum cleaners, plastic tubes and fittings, bicycles, hydraulic elevators and concrete mixers
55	LIZ INŽENIRING, LJUBLJANA	LIZG	11 Mar 1999	123,846 SITm	123,846	SI 003110371 4	consulting and engineering in object construction
56	MARINA, PORTOROŽ	MAPG	19 Sep 1996	627,864 SITm	313,932	SI 003110058 7	nautical and hotel industry
57	MAKSIMA HOLDING	MAHR	6 May 2003	6,399.85 SITm	6,399,850	SI 002111151 1	holding companies management
58	MAKSIMA INVEST	MKIR	26 Oct 2004	7,451.949 SITm	7,451,949	SI 002111319 4	holding companies management
59	MEDALJON, MARIBOR	MEDR	12 Oct 1999	1,734 SITm	1,734,000	SI 003110691 5	management of holding companies, business operations of own real estate and renting own real estate
60	MEDVEŠEK PUŠNIK, LJUBLJANA	MPL	12 Dec 1997	160 SITm	80,000	SI 002110324 5	financial consulting
61	MELAMIN, KOČEVJE	MKOG	23 Sep 1996	349.913 SITm	349,913	SI 00311020 1	chemical industry
62	MERCATA	MROTA	27 Jul 2004	2,891.874 SITm	2,891,874	SI 002111199 0	holding companies management
63	MESNA INDUSTRIJA PRIMORSKE	MIPG	19 June 2000	1,478.742 SITm	1,478,742	SI 003110969 5	meat processing industry; wholesale and retail trade with provisions
64	MITOL, SEŽANA	MISG	15 May 1997	687.627 SITm	687,627	SI 003110271 6	production and sale of adhesive substances and resinous compound
65	MKT PRINT	MKTG	11 Oct 1999	1,039.54 SITm	103,954	SI 003110094 2	printing, publishing, retail and wholesale
66	MODRA LINJA HOLDING	MLHR	20 Nov 2002	1,882.991 SITm	1,882,991	SI 002111058 8	holding companies management
67	M1	M1R	4 Aug 2004	2,681.638 SITm	2,681,638	SI 002111311 1	holding companies management
68	NAMA, LJUBLJANA	NALN	30 Apr 2004	953.795 SITm	953,795	SI 003110269 0	retail trade and renting of business premises
69	NFD HOLDING	NFZR	10 Dec 2003	31,859.997 SITm	31,859,997	SI 002111200 6	holding companies management
70	NIKO, ŽELEZNIKI	NKPG	17 Sep 1999	358.75 SITm	35,875	SI 003110717 8	office material, industrial paper-clips, electromagnets and other metal mechanisms production
71	PLAMA PUR	POPG	6 Dec 1999	686.798 SITm	686,798	SI 003110822 6	production and refashioning of poliuretanic (plastic) foams
72	POM-INVEST	POIR	19 Oct 2001	2,241.983 SITm	2,241,983	SI 002111098 8	holding companies management
73	POM-NALOŽBE	PPIG	13 May 2004	2,296.5 SITm	2,296,500	SI 002111303 8	holding companies management
74	PRVA POKOJNINSKA DRUŽBA	PPDG	20 Jul 2005	1,700 SITm	170,000	SI 002120064 5	company's core activity includes pension funds
75	RTC KRVAVEČ	RKRG	17 Oct 1997	2,311.468 SITm	1,155,734	SI 003110328 4	ski resort
76	SATURNUS EMBALAŽA, LJUBLJANA	SELR	3 Nov 1997	672.512 SITm	84,064	SI 003111175 8	production of package
77	SIJAJ, HRASTNIK	SIHG	7 Oct 1999	268.8 SITm	26,880	SI 003110742 6	production of decorative lights and metal products
78	KD GROUP	SKDR	21 Dec 2000	372.872 SITm	186,436	SI 003111016 4	holding companies management
79	SLOVENIJALES, LJUBLJANA	SLLG	8 May 1996	2,733.77 SITm	273,377	SI 003110040 5	commerce, engineering, representation
80	TEKSTINA, AJDOVŠČINA	TEAG	12 Feb 1997	1,127.293 SITm	1,127,293	SI 03110221 1	textile industry
81	TERME DOBRNA	ZDDG	5 July 1999	692.542 SITm	692,542	SI 03110539 6	medical services, tourist and hotel trade
82	TOSAMA, DOMŽALE	TODG	13 Sep 1996	2,956.7 SITm	295,670	SI 003110136 1	sanitary material production
83	TOVARNA SLADKORJA ORMOŽ	TSOR	12 Apr 1996	4,971.63 SITm	497,163	SI 003110020 7	sugar production
84	TRDNJAVA HOLDING	TROR	31 Mar 2004	2,593.123 SITm	2,593,123	SI 002111219 6	holding companies management
85	TRDNJAVA I HOLDING	TR1R	31 Mar 2004	891.75 SITm	891,750	SI 002111220 4	holding companies management
86	TRIGLAV NALOŽBE	TRSG	7 Apr 2004	13,182.366 SITm	13,182,366	SI 002111223 8	holding companies management
87	TRIGLAV, finančna družba	TFDR	4 Mar 2003	6,356.989 SITm	6,356,989	SI 002111120 6	holding companies management
88	TUB SWATY, MARIBOR	TUBG	30 Dec 1997	1,155.76 SITm	288,940	SI 003110344 1	production and trade of knife grinders
89	UNITAS ARMATURE	USLG	26 Nov 1998	145.115 SITm	145,115	SI 003110467 0	production of sanitary, water and gas fittings
90	VELANA, LJUBLJANA	VLJG	23 Dec 2002	1,409.645 SITm	1,409,645	SI 003110069 4	non-clothing textile manufacturer
91	VIPA HOLDING	VHDR	5 Nov 2003	7,347.565 SITm	7,347,565	SI 002111131 3	other financial intermediation
92	VIZIJA HOLDING	VIHR	17 Mar 2003	2,277.503 SITm	2,277,503	SI 002111125 5	holding companies management
93	VIZIJA HOLDING ENA	VZPG	3 Feb 2004	2,129.725 SITm	2,129,725	SI 002111211 3	holding companies management
94	ZDRAVILIŠČE ROGAŠKA	RGS	11 Feb 1999	900.462 SITm	900,462	SI 003110489 4	health resort
95	ZLATA MONETA II finančna družba	ZM2R	13 Nov 2003	8,232.861 SITm	8,232,861	SI 002111198 2	other financial intermediation
96	ZVON ENA HOLDING	ZVHR	30 Oct 2003	12,431.743 SITm	12,431,743	SI 002111177 6	holding companies management
97	ZVON DVA HOLDING	ZV2R	25 Feb 2004	14,120.934 SITm	14,120,934	SI 002111215 4	holding companies management
98	ŽELEZARNA RAVNE - MONTER DRAVOGRAD	ZMDG	17 Sep 1999	336.225 SITm	336,225	SI 003110696 4	management of investment portfolios of subsidiaries

PREFERRED SHARES

	Issuer	Trading code	First trading day	Nominal value of issue traded	Number of shares traded	Isin code	Sector
1	KD HOLDING	KDHP	18 July 2001	2,131.304 SITm	266,413	SI 003120050 2	holding companies management
2	PRVA POKOJNINSKA DRUŽBA	PPDG	20 Jul 2005	1,700 SITm	170,000	SI 002120064 5	pension insurance
3	ZDRAVILIŠČE ROGAŠKA	RGP	11 Feb 1999	55.976 SITm	27,988	SI 003120028 8	health resort

F2) SEMI-OFFICIAL MARKET (4)

CLOSED-END FUNDS

	Issuer	Trading code	First trading day	Nominal value of issue traded	Number of shares traded	Isin code	Sector
1	MAKSIMA, delniška ID	MAIR	21 May 2003	7,811.823 SITm	7,811,823	SI 002111152 9	investment fund
2	INFOND ID	IFIR	23 Sept 2002	8,132.314 SITm	8,132,314	SI 002111078 6	investment fund
3	INFOND ID 1	IFDR	2 Aug 2004	4,956.471 SITm	4,956,471	SI 002111307 9	investment fund
4	KD ID	KDIR	9 Feb 2001	9,181.542 SITm	9,181,542	SI 002111341 8	investment fund
5	KRONA SENIOR	SNON	8 Dec 1998	7,317.04 SITm	73,170,428	SI 002110590 1	investment fund
6	MODRA LINIJA	MLON	7 Apr 1998	3,415,383,300 SIT	34,156,833	SI 002110596 8	investment fund
7	NFD 1 DELNIŠKI INVESTICIJSKI SKLAD	NFIN	26 Oct 1998	15,833.01 SITm	160,580,300	SI 002110600 8	investment fund
8	VIPA INVEST	VIIN	13 Nov 2003	3,079.247 SITm	3,079,247	SI 002111132 1	investment fund
9	ZLATA MONETA I	ZM1N	31 Mar 1999	13,659.56 SITm	136,595,600	SI 002110617 2	investment fund
10	ZVON ENA ID	ZVIR	24 Nov 2003	2,277.577 SITm	2,277,577	SI 002111178 4	investment fund