



MONTHLY STATISTICS
LJUBLJANA STOCK EXCHANGE

December and Year 2005
Year XI., No. 12/05

TURNOVER

Market	DECEMBER 2005			YEAR 2005		
	Turnover (in EURm)	Volume in pieces	Number of transactions	Turnover (in EURm)	Volume in pieces	Number of transactions
Official market	32.41	754,341	8,856	350.80	6,682,406	72,402
Prime market shares	21.77	208,924	4,267	239.42	2,114,556	42,072
Shares	5.26	133,855	1,851	74.76	2,097,799	21,349
Bonds	5.38	411,562	2,738	36.62	2,470,051	8,981
Semi-official market	20.56	6,241,216	14,212	228.40	68,582,118	183,506
Shares	6.80	1,390,812	8,386	89.30	16,309,304	115,297
Bonds	5.92	99,899	435	58.25	992,943	4,459
Investment funds	7.85	4,750,255	5,390	80.70	51,276,121	63,747
Short-term securities	0.00	250	1	0.16	3,750	3
Market maker trading segment*	215.43	5,051,258	143	898.36	21,307,203	583
Bonds	114.10	2,571,214	49	488.28	11,375,401	280
Short-term securities	101.33	2,480,044	94	410.08	9,931,802	303
Total via BTS with shares	33.83	1,733,591	14,504	403.48	20,521,659	178,718

*special segment for trading in securities issued by Republic of Slovenia.

MARKET SIZE

Market	capitalisation (in EURm)	Number of securities	Number of issuers
Official market	9,827.43	88	33
Prime market shares	3,428.98	7	7
Shares	1,508.95	18	18
Bonds	4,889.50	63	8
Semi-official market	3,572.94	139	122
Shares	1,758.67	93	91
Bonds	1,160.39	36	21
Investment funds	653.88	10	10
Short term securities	-	12	1
Total (cap. of shares)	6,696.60	227	148

MONTHLY TURNOVER BY MARKETS IN SITm -
SHARES

	Organized market	Block trades	Off-market trades*
dec.04	14,901	1,968	37,791
jan.05	12,233	1,966	12,746
feb.05	8,911	965	8,523
mar.05	9,361	1,347	7,023
apr.05	6,160	891	4,899
may.05	4,533	593	17,060
jun.05	5,533	887	7,572
jul.05	6,254	926	3,952
aug.05	4,583	650	4,928
sep.05	10,495	9,042	13,044
oct.05	9,508	5,854	13,176
nov.05	11,015	47,811	34,587
dec.05	8,104	12,393	36,047
year 05	96,690	83,324	163,557

* appreciation of off-market transactions with marketable securities based on volume of off-market transaction (block trades excluded) and their monthly average prices

MONTHLY TURNOVER BY MARKETS IN SITm - OTHER
SECURITIES

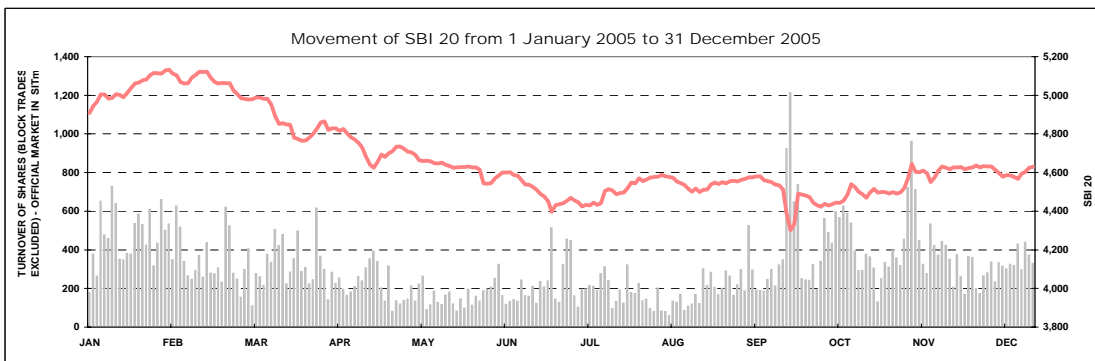
	Organized market		Block trades	Off-market trades*
	Official and semi-official market	Market maker segment**		
dec.04	6,484		28,038	24,120
jan.05	4,446		10,924	12,350
feb.05	3,228		32,111	10,790
mar.05	5,041		14,211	24,450
apr.05	3,439		22,567	18,540
may.05	3,483		27,366	19,842
jun.05	3,599		40,519	27,922
jul.05	2,589		18,109	21,003
aug.05	2,148		27,759	11,036
sep.05	3,875	68,412	7,320	33,387
oct.05	2,576	42,767	5,040	5,000
nov.05	3,099	52,437	4,445	13,784
dec.05	4,590	51,613	8,349	14,097
year 05	42,112	215,230	218,720	212,201

* appreciation of off-market transactions with marketable securities based on volume of off-market transaction (block and TUVL trades excluded) and their monthly average prices

** special segment for trading in securities issued by Republic of Slovenia

NOMINAL RETURN

STOCK EXCHANGE INDICES	Nominal return in December 2005	Nominal return in Year 2005
Slovene stock exchange index (SBI 20)	0.08%	-5.59%
Investment fund index (PIX)	-0.39%	-12.21%
Bond index (BIO)	-0.06%	0.88%





ISSUER

Ljubljana Stock Exchange Inc.
Slovenska 56
1000 Ljubljana

INFORMATIONS

E-mail:	info@ljse.si
Phone:	+386 1 47-10-211 +386 1 47-10-205
Contact persons:	Nataša Žabkar, Darja Jermaniš

STATISTICS ON WEB:

<http://www.ljse.si/cgi-bin/jve.cgi?doc=1989&sid=oW6SxKEMNaGgXs4b>

Investment Point of Slovenia

BORZA
LJUBLJANA STOCK EXCHANGE

Contact Contents SLO
Search

WHAT'S NEW SECURITIES STATISTICAL DATA FOR ISSUERS FOR INVESTORS ABOUT THE LJSE

Welcome
Welcome to the Ljubljana Stock Exchange website!

QUICK LINKS
SEOnet
Daily price list
Data archives
List of members
LJSE Indices
Statistical data

INDICES AS AT Jan 10. 2006

Index	Change %
SBI20	-0.26%
PIK	-0.21%
BIO	-0.04%

Descending, SBI20, 4,569,47 -0,26%

PRIME MARKET SHARES on Jan 9. 2006

Symbol	Value (EUR)	Change in %	Turnover (EURm)
DRKR	11.73	-1.41%	0.00
GRVG	22.57	-0.20%	0.01
IEKG	21.33	-0.33%	0.00
KRKG	438.73	0.37%	0.86
MELR	153.20	-0.13%	0.15
MER	147.30	-0.59%	0.01
PETG	295.61	0.28%	0.08

ABOUT THE LJSE
Market capitalisation (EURm): 13,373.98
Turnover (EURm): 1,911,210.76
No of securities: 226

NEW
The Prime Market
LJSE preparations for EURO
Road Show in London
LJSE liquidity

WHAT'S NEW
Issuer's announcements >>
January 10. 2006
SAVA, d.d., Kranj - Unaudited report of the SAVA GROUP...
January 5. 2006
MERCATOR, d.d., Ljubljana - Mercator aims to be the largest...
January 4. 2006
MERCATOR, d.d., Ljubljana - Subscription of the share capital...
Stock Exchange announcements >>
Statistical announcements >>

gorenje
Invest in slovenia's best companies

SEOnet
Company news on SEOnet

Done Internet

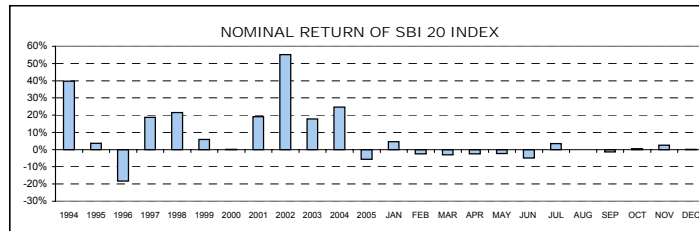
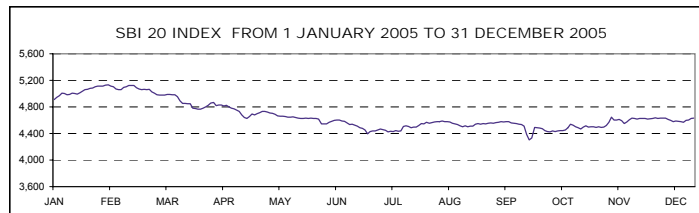
INDEX

	Page
A) STOCK EXCHANGE INDICES	1
A1) Values, yields and movements of Stock Exchange Indices	1
A2) Index compositions	3
B) NUMBER OF ISSUERS, TRADED SECURITIES AND MEMBERS	4
C) TURNOVER	5
C1) Monthly turnover by securities on official market	5
C2) Monthly turnover by securities on semi-official market	7
C3) Monthly turnover by securities on market maker trading segment	10
C4) Annualy turnover by securities on official market	12
C5) Annualy turnover by securities on semi-official market	14
C6) Annualy turnover by securities on market maker trading segment	17
C7) Most traded securities in month	19
C8) Most traded securities in year	20
C9) Monthly turnover by LJSE members	21
C10) Annualy turnover by LJSE members	25
C11) Monthly turnover in Years 2004 and 2005	29
D) MARKET CAPITALISATION	32
D1) Market capitalisation of shares	33
D2) Market capitalisation of bonds	36
D3) Market capitalisation of investment funds	38
E) OTHER	39
E1) Indicators (shares on official market)	39
E2) Record values	40
E3) New listed securities and changes	41
F) LIST OF SECURITIES	45
F1) Official market	45
F2) Semi-official market	47

A) STOCK EXCHANGE INDICES

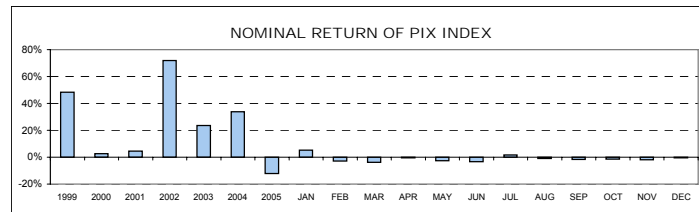
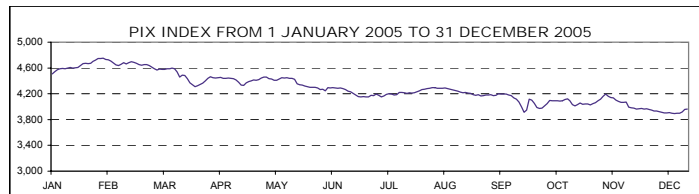
SBI 20 - SLOVENE STOCK EXCHANGE INDEX

Year	Max	Date	Min	Date	Close	Nominal return
1994	1,598.03	28 June 1994	1,131.23	21 Oct 1994	1,396.81	39.68%
1995	1,590.17	9 Nov 1995	1,016.99	13 July 1995	1,448.75	3.72%
1996	1,589.18	13 Mar 1996	891.93	10 Sept 1996	1,183.26	-18.33%
1997	1,655.36	10 Feb 1997	1,156.14	6 Jan 1997	1,404.70	18.71%
1998	2,026.47	10 Aug 1998	1,378.49	6 Jan 1998	1,705.77	21.43%
1999	1,981.87	19 Feb 1999	1,679.48	5 Jan 1999	1,806.26	5.89%
2000	1,903.66	24 Jan 2000	1,584.23	25 May 2000	1,807.94	0.09%
2001	2,159.35	19 Dec 2001	1,700.24	25 Apr 2001	2,151.59	19.01%
2002	3,547.64	8 Nov 2002	2,194.34	3 Jan 2002	3,356.44	56.00%
2003	4,034.53	5 Dec 2003	3,067.67	3 Jul 2003	3,931.64	17.14%
2004	4,935.29	15 Nov 2004	3,922.74	5 Jan 2004	4,904.48	24.74%
2005	5,131.61	1 Feb 2005	4,301.58	28 Sep 2005	4,630.10	-5.59%
Year 2005	Max	Date	Min	Date	Close	Nominal return
January	5,128.56	31 Jan 2005	4,908.79	3 Jan 2005	5,128.56	4.57%
February	5,131.61	1 Feb 2005	5,005.88	28 Feb 2005	5,005.88	-2.39%
March	4,989.02	7 Mar 2005	4,764.25	23 Mar 2005	4,858.45	-2.95%
April	4,865.12	1 Apr 2005	4,625.88	20 Apr 2005	4,734.72	-2.55%
May	4,734.07	3 May 2005	4,625.17	23 May 2005	4,627.39	-2.27%
June	4,615.29	1 Jun 2005	4,396.80	30 Jun 2005	4,396.80	-4.98%
July	4,548.44	29 Jul 2005	4,396.80	1 Jul 2005	4,548.44	3.45%
August	4,587.76	10 Aug 2005	4,499.58	25 Aug 2005	4,549.32	0.02%
September	4,579.86	15 Sep 2005	4,301.58	28 Sep 2005	4,490.19	-1.30%
October	4,538.12	21 Oct 2005	4,422.45	10 Oct 2005	4,515.85	0.57%
November	4,644.52	15 Nov 2005	4,490.71	9 Nov 2005	4,626.60	2.45%
December	4,636.90	8 Dec 2005	4,567.04	23 Dec 2005	4,630.10	0.08%



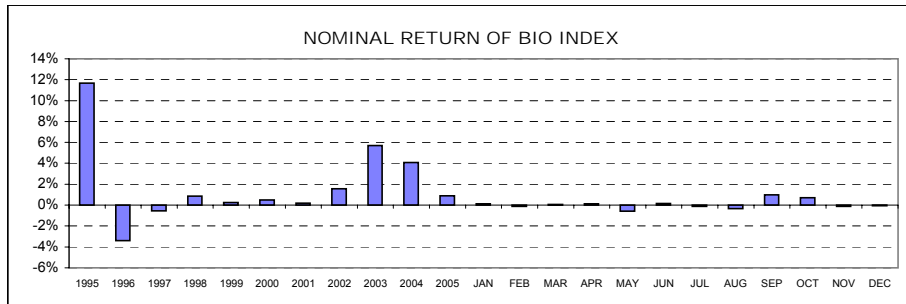
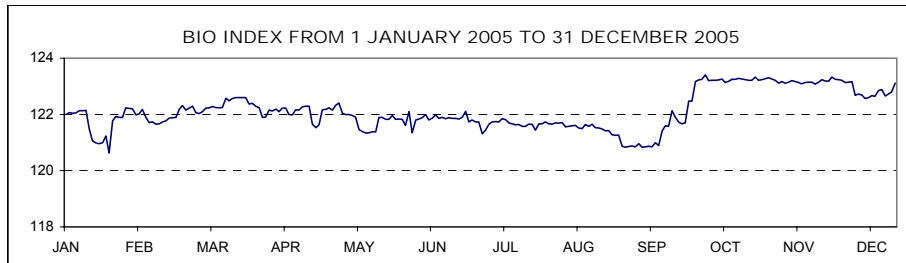
PIX - INVESTMENT FUNDS INDEX

Year	Max	Date	Min	Date	Close	Nominal return
1999	1,633.77	8 Sep 1999	965.15	5 Jan 1999	1,483.50	48.35%
2000	1,572.13	17 Jan 2000	1,097.07	25 May 2000	1,520.79	2.51%
2001	1,588.02	28 Dec 2001	1,328.44	23 May 2001	1,588.02	4.42%
2002	3,013.05	27 Nov 2002	1,551.00	3 Jan 2002	2,729.73	71.89%
2003	3,374.22	29 Dec 2003	2,558.26	12 Mar 2003	3,372.03	23.53%
2004	4,606.40	26 Nov 2004	3,367.18	5 Jan 2004	4,513.38	33.85%
2005	4,752.47	31 Jan 2005	3,893.96	22 Dec 2005	3,962.29	-12.21%
Year 2005	Max	Date	Min	Date	Close	Nominal return
January	4,752.47	31 Jan 2005	4,508.47	3 Jan 2005	4,752.47	5.30%
February	4,732.50	1 Feb 2005	4,614.44	28 Feb 2005	4,614.44	-2.90%
March	4,595.54	10 Mar 2005	4,312.28	23 Mar 2005	4,440.03	-3.78%
April	4,462.86	1 Apr 2005	4,330.72	20 Apr 2005	4,419.03	-0.47%
May	4,460.03	4 May 2005	4,299.59	30 May 2005	4,299.72	-2.70%
June	4,300.80	1 Jun 2005	4,152.75	29 Jun 2005	4,157.40	-3.31%
July	4,230.39	29 Jul 2005	4,153.26	1 Jul 2005	4,230.39	1.76%
August	4,297.43	8 Aug 2005	4,185.75	31 Aug 2005	4,185.75	-1.06%
September	4,201.81	14 Sep 2005	3,913.66	28 Sep 2005	4,115.64	-1.68%
October	4,119.32	21 Oct 2005	3,973.13	6 Oct 2005	4,057.74	-1.41%
November	4,197.13	15 Nov 2005	3,977.78	30 Nov 2005	3,977.78	-1.97%
December	3,970.97	5 Dec 2005	3,893.96	22 Dec 2005	3,962.29	-0.39%



BIO - STOCK EXCHANGE BOND INDEX

Year	Max	Date	Min	Date	Close	Nominal return
1995	113.52	14 Dec 1995	100.46	5 July 1995	111.68	11.68%
1996	111.96	8 Jan 1996	106.61	28 June 1996	107.89	-3.39%
1997	110.97	8 Apr 1997	104.90	29 Jan 1997	107.31	-0.54%
1998	108.22	30 Dec 1998	101.68	25 May 1998	108.22	0.85%
1999	110.52	4 Feb 1999	104.53	16 Aug 1999	108.50	0.26%
2000	109.63	15 Dec 2000	103.96	9 June 2000	109.03	0.49%
2001	110.08	17 Sept 2001	107.81	21 Mar 2001	109.25	0.20%
2002	111.06	27 Dec 2002	107.17	12 Mar 2002	110.96	1.57%
2003	118.14	21 Nov 2003	110.20	24 Jan 2003	117.27	5.69%
2004	122.27	27 Dec 2004	116.28	14 Jan 2004	122.04	4.07%
2005	123.41	7 Oct 2005	120.63	20 Jan 2005	123.11	0.88%
Year 2004	Max	Date	Min	Date	Close	Nominal return
January	122.23	27 Jan 2005	120.63	20 Jan 2005	122.20	0.13%
February	122.31	22 Feb 2005	121.65	10 Feb 2005	122.06	-0.12%
March	122.60	16 Mar 2005	121.89	29 Mar 2005	122.16	0.08%
April	122.33	29 Apr 2005	121.53	20 Apr 2005	122.33	0.14%
May	122.41	3 May 2005	121.34	13 May 2005	121.61	-0.59%
June	122.11	28 Jun 2005	121.35	6 Jun 2005	121.80	0.16%
July	121.85	13 July 2005	121.31	5 Jul 2005	121.67	-0.11%
August	121.74	1 Aug 2005	121.26	31 Aug 2005	121.26	-0.33%
September	122.47	30 Sep 2005	120.83	5 Sep 2005	122.47	1.00%
October	123.41	7 Oct 2005	122.47	3 Oct 2005	123.33	0.70%
November	123.31	7 Nov 2005	123.08	25 Nov 2005	123.19	-0.11%
December	123.33	2 Dec 2005	122.57	16 Dec 2005	123.11	-0.06%



A2) INDEX COMPOSITIONS

COMPOSITION OF SLOVENE STOCK EXCHANGE INDEX - SBI 20 ON 31 DECEMBER 2005 *

Issuer	Trading code	Adjusted number of shares	Base value in SIT	Adjusted share	Sector	Market capitalisation (free float) of index on 31 Dec 2005	Sector share
KRKA	KRKG	657,953	30,026.12	10.00	pharmaceuticals	67,336,396,994 SIT	13.26%
PETROL	PETG	790,521	22,251.50	10.00	oil and gas	55,921,993,094 SIT	11.01%
MERCATOR	MELR	1,265,260	4,520.37	10.00	trade	46,636,471,392 SIT	16.44%
SAVA	SAVA	1,398,341	16,791.89	10.00	industrial conglomerates	60,428,732,995 SIT	17.94%
PIVOVARNA LAŠKO	PILR	6,938,394	6,199.69	9.99	food and beverages	51,543,386,276 SIT	11.47%
GORENJE	GRVG	7,533,788	2,157.29	9.73	household appliances	40,844,054,953 SIT	8.04%
LUKA KOPER	LKPG	4,409,659	2,310.79	7.06	transport	31,342,356,888 SIT	15.48%
ISTRABENZ	ITBG	3,789,497	2,700.00	6.84	industrial conglomerates	30,691,136,203 SIT	
INTEREUROPA	IEKG	4,797,610	4,919.17	6.68	transport	25,728,814,812 SIT	
MERKUR	MER	1,016,916	18,003.70	6.67	trade	36,871,228,467 SIT	
AERODROM LJUBLJANA	AELG	2,129,725	11,492.98	4.15	transport	21,549,814,088 SIT	
TERME ČATEŽ	TCRG	346,268	39,457.14	2.53	health resort	11,775,622,443 SIT	2.32%
ETOL	ETOG	194,821	49,033.53	2.43	chemicals	9,247,568,407 SIT	1.82%
DELO	DELR	378,776	29,663.00	2.15	publishing	11,363,280,000 SIT	2.24%
ŽITO	ZTOG	233,383	18,007.22	1.78	food and beverages	6,701,576,508 SIT	
Market capitalisation of index						507,982,433,520.05	
Share of market capitalisation (shares official market) in index							42.94%

COMPOSITION OF INVESTMENT FUNDS INDEX - PIX ON 31 DECEMBER 2005

Issuer	Trading code	Adjusted number of shares	Base value in SIT	Adjusted share	Market capitalisation of index on 31 Dec 2005
KD ID	KDIR	9,063,986	577.40	15.00	17,449,351,368 SIT
NFD 1 DELNIŠKI INVESTICIJSKI SKLAD	NF1N	63,534,463	65.42	15.00	19,329,089,678 SIT
INFOND ID	IFIR	8,132,314	1691.31	14.63	18,018,198,868 SIT
MAKSIMA ID	MAIR	7,811,823	1707.96	14.18	17,968,130,319 SIT
ZLATA MONETA I, ID	ZM1N	136,595,600	23.56	12.99	17,454,185,768 SIT
KRONA SENIOR	SN0N	73,170,428	26.93	8.41	11,000,442,146 SIT
MODRA LINIJA	ML0G	34,156,833	170.00	6.15	8,215,059,905 SIT
ZVON ENA ID	ZVIR	2,277,577	2500.14	4.73	5,623,929,783 SIT
VIPA INVEST	VIIN	3,079,247	1674.92	4.67	6,161,758,002 SIT
INFOND ID 1	IFDR	4,956,471	1232.99	4.24	5,682,990,519 SIT
Market capitalisation of index					126,903,136,356 SIT
Share of market capitalisation (inv.funds) in index					81.01%

COMPOSITION OF STOCK EXCHANGE BOND INDEX - BIO ON 31 DECEMBER 2005

Bonds	Trading code	Base value	Share
SLOVENSKA ODŠKODNINSKA DRUŽBA 2 nd issue	SOS2E	104.03	50.00
REPUBLIKA SLOVENIJA 50 th issue	RS50	103.20	16.42
REPUBLIKA SLOVENIJA 32 nd issue	RS32	109.10	14.03
ABANKA VIPA 8 th issue	AB08	104.40	13.02
CIMOS 1 st issue	CIM1	106.60	6.52

B) NUMBER OF ISSUERS, TRADED SECURITIES AND MEMBERS

	31 Dec 2002	31 Dec 2003	31 Dec 2004	30 Nov 2005	31 Dec 2005
NUMBER OF ISSUERS	191	181	172	155	148
Official market	48	45	40	33	33
Prime market shares				6	7
Shares	35	32	29	19	18
Bonds	15	13	11	8	8
Semi-official market	148	141	137	127	122
Shares	101	102	111	98	91
Bonds	14	12	15	19	21
Investment funds	33	26	11	10	10
Short term securities	1	1	1	1	1
	31 Dec 2002	31 Dec 2003	31 Dec 2004	30 Nov 2005	31 Dec 2005
NUMBER OF SECURITIES	266	254	254	232	227
Official market	109	106	105	86	88
Prime market shares				6	7
Shares	36	32	29	19	18
Bonds	73	74	76	61	63
Semi-official market	156	148	149	146	139
Shares	104	104	113	100	93
Bonds	19	18	25	36	36
Investment funds	33	26	11	10	10
Short term securities	10	10	10	15	12
	31 Dec 2002	31 Dec 2003	31 Dec 2004	30 Nov 2005	31 Dec 2005
NUMBER OF MEMBERS	27	27	27	27	27

C) TURNOVER

C1) TURNOVER BY SECURITIES ON OFFICIAL MARKET IN DECEMBER 2005

1. Shares

Issue	Total (block trades excluded) (in SIT)	Total (block trades excluded) (in EUR)	Block trades (in SIT)	Cross trades (in SIT)	Share in total turnover (block trades excluded) on official market	Share in turnover (block trades excluded) of shares	Volume in pieces (block trades excluded)	Number of bargains (block trades excluded)
Total shares	6,475,634,948	27,029,078	8,226,125,131	659,250,099	83.39%	100.00%	342,779	6,118
Common shares	6,472,838,517	27,017,406	8,226,125,131	658,955,287	83.36%	99.96%	342,340	6,105
PRIME MARKET SHARES	5,215,016,301	21,767,304	6,556,939,320	555,115,969	67.16%	80.53%	208,924	4,267
1 KRKA	1,802,255,112	7,522,519	1,702,455,582	175,960,111	23.21%	27.83%	17,449	1,406
2 PETROL	1,554,957,530	6,490,349	2,747,327,431	162,412,828	20.02%	24.01%	21,821	1,087
3 MERCATOR	925,995,061	3,865,090	1,526,679,300	93,014,445	11.92%	14.30%	24,799	618
4 GORENJE	322,236,006	1,345,001	340,278,600	35,728,407	4.15%	4.98%	58,666	573
5 INTEREUROPA	283,511,977	1,183,380	125,479,749	6,092,601	3.65%	4.38%	53,149	272
6 MERKUR	251,322,276	1,049,013	34,350,000	67,932,468	3.24%	3.88%	7,195	212
7 DROGA KOLINSKA	74,738,339	311,952	80,368,658	13,975,109	0.96%	1.15%	25,845	99
OSTALE DELNICE	1,257,822,216	5,250,102	1,669,185,811	103,839,318	16.20%	19.42%	133,416	1,838
1 PIVOVARNA LAŠKO	279,896,229	1,168,276	376,583,022	24,088,963	3.60%	4.32%	38,004	301
2 SAVA	269,432,671	1,124,609	395,529,768	24,641,097	3.47%	4.16%	6,354	293
3 LUKA KOPER	183,248,131	764,869	799,305,269	8,411,985	2.36%	2.83%	26,189	311
4 ISTRABENZ	147,163,126	614,250	97,767,752	7,144,234	1.90%	2.27%	18,170	365
5 AERODROM LJUBLJANA	124,729,719	520,617	0	7,229,384	1.61%	1.93%	12,160	153
6 ŽITO	58,771,757	245,307	0	10,525,939	0.76%	0.91%	2,039	109
7 DELO	40,410,133	168,670	0	2,460,000	0.52%	0.62%	1,339	29
8 SALUS, LJUBLJANA	33,930,742	141,624	0	5,648,200	0.44%	0.52%	282	39
9 DELO PRODAJA	30,357,000	126,711	0	403,600	0.39%	0.47%	6,059	49
10 TERME ČATEŽ	28,242,473	117,884	0	157,300	0.36%	0.44%	881	53
11 ETOL	24,507,962	102,295	0	2,682,500	0.32%	0.38%	507	52
12 COMET	20,918,200	87,313	0	2,938,600	0.27%	0.32%	8,084	20
13 MLINOTEST	7,178,546	29,963	0	2,665,989	0.09%	0.11%	5,442	18
14 EMONA OBALA	5,405,558	22,563	0	4,114,752	0.07%	0.08%	6,091	27
15 GEODETSKI ZAVOD SLOVENIJE	2,671,244	11,149	0	528,000	0.03%	0.04%	1,214	8
16 NIKA	580,775	2,424	0	85,725	0.01%	0.01%	157	6
17 KOMPAS MTS	377,950	1,578	0	113,050	0.00%	0.01%	444	5
Preferred shares	2,796,431	11,672	0	294,812	0.04%	0.04%	439	13
1 PROBANKA	2,796,431	11,672	0	294,812	0.04%	0.04%	439	13

2. Bonds

Issue	Total (block trades excluded) (in SIT)	Total (block trades excluded) (in EUR)	Block trades (in SIT)	Cross trades (in SIT)	Share in total turnover (block trades excluded) on official market	Share in turnover (block trades excluded) of bonds	Volume in pieces (block trades excluded)	Number of bargains (block trades excluded)
Total bonds	1,289,567,838	5,382,603	3,419,185,801	672,569,416	16.61%	100.00%	411,562	2,738
1 REPUBLIKA SLOVENIJA 58 th issue	439,022,546	1,832,456	0	246,098,312	5.65%	34.04%	44,033	959
2 REPUBLIKA SLOVENIJA 39 th issue	194,570,668	812,133	0	56,953,452	2.51%	15.09%	323,838	850
3 REPUBLIKA SLOVENIJA 59 th issue	92,506,704	386,121	0	78,104,622	1.19%	7.17%	9,073	50
4 REPUBLIKA SLOVENIJA 38 th issue	58,808,395	245,463	196,682,355	18,975,645	0.76%	4.56%	2,078	160
5 REPUBLIKA SLOVENIJA 60 th issue	54,684,844	228,256	52,191,280	42,229,478	0.70%	4.24%	5,454	51
6 REPUBLIKA SLOVENIJA 53 rd issue	53,582,119	223,650	74,991,968	11,133,405	0.69%	4.16%	2,017	147
7 ABANKA 6 th issue	49,423,193	206,290	0	49,020,686	0.64%	3.83%	1,956	4
8 REPUBLIKA SLOVENIJA 55 th issue	48,087,760	200,717	0	5,725,456	0.62%	3.73%	4,701	243
9 REPUBLIKA SLOVENIJA 22 nd issue	34,125,820	142,443	93,800,000	33,752,120	0.44%	2.65%	3,412	6
10 REPUBLIKA SLOVENIJA 26 th issue	32,710,949	136,535	0	17,032,299	0.42%	2.54%	1,241	76
11 REPUBLIKA SLOVENIJA 57 th issue	26,727,304	111,559	0	24,014,675	0.34%	2.07%	2,454	15
12 REPUBLIKA SLOVENIJA 21 st issue	24,461,431	102,100	0	90,751	0.32%	1.90%	2,944	21
13 REPUBLIKA SLOVENIJA 54 th issue	16,069,675	67,075	0	6,769,095	0.21%	1.25%	1,414	7
14 REPUBLIKA SLOVENIJA 32 nd issue	15,619,622	65,197	0	13,920,473	0.20%	1.21%	606	9
15 BANKA CELJE 7 th issue	14,950,516	62,400	0	0	0.19%	1.16%	600	1
16 REPUBLIKA SLOVENIJA 23 rd issue	14,818,720	61,850	0	14,818,720	0.19%	1.15%	560	4
17 REPUBLIKA SLOVENIJA 49 th issue	14,785,538	61,713	0	5,247,346	0.19%	1.15%	152	10
18 BANKA CELJE 8 th issue	14,734,656	61,500	0	0	0.19%	1.14%	600	1
19 BANKA VIPA 7 th issue	13,934,590	58,165	0	8,942,797	0.18%	1.08%	420	5
20 REPUBLIKA SLOVENIJA 33 rd issue	12,428,287	51,873	64,738,046	548,284	0.16%	0.96%	68	2
21 REPUBLIKA SLOVENIJA 56 th issue	8,989,509	37,522	0	8,720,049	0.12%	0.70%	868	9
22 REPUBLIKA SLOVENIJA 29 th issue	8,063,824	33,658	2,445,292,752	2,395,008	0.10%	0.63%	314	21
23 BANKA VIPA 6 th issue	6,753,064	28,188	0	4,793,674	0.09%	0.52%	276	7
24 ABANKA 4 th issue	5,124,197	21,389	0	5,124,197	0.07%	0.40%	208	3
25 REPUBLIKA SLOVENIJA 18 th issue	4,805,641	20,058	0	1,397,224	0.06%	0.37%	185	13
26 REPUBLIKA SLOVENIJA 50 th issue	4,385,899	18,306	0	1,245,875	0.06%	0.34%	176	5
27 REPUBLIKA SLOVENIJA 48 th issue	4,242,183	17,707	0	3,421,188	0.05%	0.33%	169	8
28 BANKA VIPA 5 th issue	4,072,899	17,000	0	4,072,899	0.05%	0.32%	221	8
29 REPUBLIKA SLOVENIJA 27 th issue	3,150,700	13,151	0	1,345,500	0.04%	0.24%	306	3
30 BTC 2 nd issue	2,987,754	12,470	0	1,378,964	0.04%	0.23%	650	3
31 NLB 18 th issue	2,562,500	10,696	102,000,000	0	0.03%	0.20%	25	1
32 REPUBLIKA SLOVENIJA 51 st issue	1,959,960	8,181	0	681,758	0.03%	0.15%	195	12
33 STANOVANJSKI SKLAD RS 2 nd issue	1,097,052	4,579	0	256,914	0.01%	0.09%	17	4
34 ABANKA VIPA 7 th issue	1,056,580	4,410	0	1,056,580	0.01%	0.08%	42	2
35 NLB 13 th issue	962,000	4,015	0	840,000	0.01%	0.07%	8	4
36 HOTELI BERNARDIN	814,300	3,399	0	814,300	0.01%	0.06%	11	5
37 STANOVANJSKI SKLAD RS 1 st issue	658,372	2,748	0	658,372	0.01%	0.05%	119	1
38 REPUBLIKA SLOVENIJA 31 st issue	634,800	2,650	0	0	0.01%	0.05%	60	2
39 BANKA VIPA 4 th issue	544,024	2,271	0	544,024	0.01%	0.04%	35	2
40 NLB 10 th issue	422,000	1,761	0	422,000	0.01%	0.03%	4	1
41 REPUBLIKA SLOVENIJA 10 th issue	163,229	681	0	0	0.00%	0.01%	45	1
42 REPUBLIKA SLOVENIJA 25 th issue	40,740	170	0	0	0.00%	0.00%	4	1
43 BANKA VIPA 3 rd issue	23,274	97	0	23,274	0.00%	0.00%	3	1
44 ABANKA 5 th issue	0	0	0	0	0.00%	0.00%	0	0
45 BANKA CELJE 4 th issue	0	0	0	0	0.00%	0.00%	0	0
46 BANKA CELJE 5 th issue	0	0	0	0	0.00%	0.00%	0	0
47 BANKA CELJE 6 th issue, A series	0	0	0	0	0.00%	0.00%	0	0
48 BTC HIPOTEKARNE	0	0	0	0	0.00%	0.00%	0	0
49 NLB 11 th issue	0	0	0	0	0.00%	0.00%	0	0
50 NLB 12 th issue	0	0	0	0	0.00%	0.00%	0	0
51 NLB 16 th issue	0	0	99,473,400	0	0.00%	0.00%	0	0
52 NLB 17 th issue	0	0	0	0	0.00%	0.00%	0	0
53 NLB 19 th issue	0	0	0	0	0.00%	0.00%	0	0
54 NLB 9 th issue	0	0	0	0	0.00%	0.00%	0	0
55 NOVA KBM 2 nd issue	0	0	0	0	0.00%	0.00%	0	0
56 NOVA KBM 3 rd issue, A series	0	0	0	0	0.00%	0.00%	0	0
57 NOVA KBM 3 rd issue, B series	0	0	0	0	0.00%	0.00%	0	0
58 NOVA KBM 5 th issue	0	0	0	0	0.00%	0.00%	0	0
59 NOVA KBM 6 th issue	0	0	0	0	0.00%	0.00%	0	0
60 NOVA KBM 7 th issue	0	0	0	0	0.00%	0.00%	0	0
61 NOVA KBM 8 th issue	0	0	290,016,000	0	0.00%	0.00%	0	0
62 REPUBLIKA SLOVENIJA 44 th issue	0	0	0	0	0.00%	0.00%	0	0
63 REPUBLIKA SLOVENIJA 52 nd issue	0	0	0	0	0.00%	0.00%	0	0
Total official market	7,765,202,786	32,411,681	11,645,310,932	1,331,819,515	100.00%	-	754,341	8,856

C2) TURNOVER BY SECURITIES ON SEMI-OFFICIAL MARKET IN DECEMBER 2005

1. Shares (1)

Issue	Total (block trades excluded) (in SIT)	Total (block trades excluded) (in EUR)	Block trades (in SIT)	Cross trades (in SIT)	Share in total turnover (block trades excluded) on semi-official market	Share in turnover (block trades excluded) of shares	Volume in pieces (block trades excluded)	Number of bargains (block trades excluded)
Total shares	1,628,281,436	6,796,431	4,166,422,226	306,701,895	33.05%	100.00%	1,390,812	8,386
Total common shares	1,614,263,209	6,737,920	4,078,202,226	305,868,355	32.77%	99.14%	1,388,201	8,148
1 HELIOS, DOMŽALE	217,298,797	907,010	0	77,056,200	4.41%	13.35%	1,061	112
2 INFOND HOLDING	171,899,712	717,510	0	23,406,696	3.49%	10.56%	195,553	547
3 ZVON ENA HOLDING	116,966,834	488,220	323,109,000	8,860,233	2.37%	7.18%	63,323	385
4 JUTEKS	109,751,630	458,100	170,875,300	5,939,198	2.23%	6.74%	4,028	121
5 NFD HOLDING	97,250,395	405,917	2,091,951,447	15,438,226	1.97%	5.97%	138,528	791
6 KD HOLDING	89,550,026	373,777	0	9,410,610	1.82%	5.50%	7,473	661
7 ZVON DVA HOLDING	84,577,056	353,028	291,160,000	2,416,056	1.72%	5.19%	224,310	513
8 CINKARNA CELJE	70,453,935	294,076	93,840,000	18,907,781	1.43%	4.33%	3,005	118
9 TRIGLAV, FINANČNA DRUŽBA	66,313,040	276,789	0	6,950,366	1.35%	4.07%	37,585	574
10 ZLATA MONETA II	66,070,529	275,780	0	11,647,207	1.34%	4.06%	137,644	255
11 VIPA HOLDING	56,030,256	233,868	0	84,808	1.14%	3.44%	60,608	354
12 MAKSIMA INVEST	45,240,749	188,835	0	1,079,806	0.92%	2.78%	94,479	459
13 LESNINA	38,640,677	161,288	0	10,066,402	0.78%	2.37%	146	34
14 MAKSIMA HOLDING	35,363,532	147,605	113,137,300	7,170,415	0.72%	2.17%	42,461	463
15 ETRA 33	25,123,954	104,867	0	390,000	0.51%	1.54%	255	38
16 TRIGLAV NALOŽBE	23,388,726	97,623	0	1,440,133	0.47%	1.44%	61,539	503
17 AKTIVA NALOŽBE	21,131,865	88,203	0	4,277,915	0.43%	1.30%	22,244	182
18 FINIRA	19,867,445	82,928	0	16,060,275	0.40%	1.22%	49,478	90
19 GORENJSKI TISK	19,476,535	81,295	0	16,072,028	0.40%	1.20%	8,262	40
20 MODRA LINIJA HOLDING	18,807,955	78,503	0	10,264,545	0.38%	1.16%	20,867	351
21 ALPETOUR POTOVALNA AGENCIJA	18,635,010	77,780	0	18,014,910	0.38%	1.14%	6,789	74
22 INFOND HOLDING 1	17,351,643	72,426	0	206,482	0.35%	1.07%	36,964	458
23 TOSAMA	17,008,708	70,994	0	2,717,639	0.35%	1.04%	1,646	53
24 LIP BLEED	15,726,340	65,642	37,994,000	3,388,200	0.32%	0.97%	13,971	16
25 DZS	13,269,101	55,384	0	11,000	0.27%	0.81%	2,416	12
26 ISKRA AVTOELEKTRIKA	11,989,007	50,042	0	2,332,191	0.24%	0.74%	1,320	26
27 PLAMA - PUR	11,334,265	47,310	0	0	0.23%	0.70%	4,009	16
28 HRAM HOLDING	11,124,032	46,431	0	3,644,378	0.23%	0.68%	29,783	106
29 MERCATA	9,688,530	40,439	0	3,176,283	0.20%	0.60%	24,001	97
30 HOTELI PALACE	6,398,400	26,707	0	1,764,800	0.13%	0.39%	3,999	26
31 NIKO	6,372,004	26,597	0	5,940,000	0.13%	0.39%	213	7
32 KD GROUP	6,176,008	25,779	474,138,000	3,178,500	0.13%	0.38%	52	13
33 FOND INVEST	5,658,300	23,617	0	1,602,520	0.11%	0.35%	4,796	99
34 M1	5,582,195	23,300	0	36,317	0.11%	0.34%	14,756	104
35 VIZIJA HOLDING	4,762,240	19,877	0	0	0.10%	0.29%	7,228	66
36 CREINA	4,468,850	18,653	0	4,375,250	0.09%	0.27%	875	5
37 SATURNUS EMBALAŽA	3,989,600	16,653	0	0	0.08%	0.25%	111	13
38 SLOVENIJALES	3,937,405	16,435	0	522,900	0.08%	0.24%	344	18
39 JATA EMONA	3,877,638	16,185	0	1,012,440	0.08%	0.24%	4,460	22
40 VIZIJA HOLDING ENA	3,797,390	15,850	0	0	0.08%	0.23%	6,781	65
41 MIP	3,568,832	14,896	0	1,440,830	0.07%	0.22%	2,173	21
42 TRDNJAVA HOLDING	3,304,132	13,792	0	858,326	0.07%	0.20%	12,692	32
43 LIZ INŽENIRING	3,253,460	13,580	0	0	0.07%	0.20%	2,122	10
44 IMP KLIMAT	2,679,600	11,185	0	0	0.05%	0.16%	1,276	3
45 MITOL SEŽANA	2,592,000	10,819	0	0	0.05%	0.16%	648	4
46 JAVOR PIVKA	2,554,893	10,664	0	0	0.05%	0.16%	4,142	13
47 CETIS	2,365,698	9,874	0	0	0.05%	0.15%	83	14
48 BELINKA	1,972,642	8,234	0	900,900	0.04%	0.12%	502	8
49 MEDALJON	1,840,612	7,683	425,922,379	780,816	0.04%	0.11%	860	6
50 MELAMIN	1,790,700	7,474	0	79,900	0.04%	0.11%	381	6
51 HIDROTEHNIK	1,611,028	6,724	0	0	0.03%	0.10%	537	3
52 GEA	1,413,768	5,901	0	23,920	0.03%	0.09%	1,903	5
53 VELANA	1,272,066	5,310	0	316,000	0.03%	0.08%	2,767	9
54 KRONA HOLDING	1,144,390	4,777	0	319,580	0.02%	0.07%	2,041	10
55 ZDRAVILIŠČE ROGAŠKA	1,014,350	4,234	0	0	0.02%	0.06%	5,026	10
56 TEKSTINA	998,030	4,166	0	369,697	0.02%	0.06%	4,653	12
57 LESNINA EMMI	944,355	3,942	0	131,255	0.02%	0.06%	1,754	13
58 TRDNJAVA I HOLDING	781,052	3,260	0	266,050	0.02%	0.05%	2,694	14
59 ŽITO INTES	634,140	2,647	0	294,000	0.01%	0.04%	2,201	18
60 KOŠAKI TMI	615,000	2,567	0	615,000	0.01%	0.04%	41	1
61 MARINA PORTOROŽ	585,000	2,442	0	0	0.01%	0.04%	65	5
62 NAMA	567,652	2,369	0	0	0.01%	0.03%	227	2
63 IMP ČRPALKE LJUBLJANA	448,000	1,870	0	0	0.01%	0.03%	224	6
64 INLES	433,200	1,808	56,074,800	224,400	0.01%	0.03%	722	6
65 GOZDNO GOSPODARSTVO BLEED	341,700	1,426	0	198,900	0.01%	0.02%	201	3
66 GEA COLLEGE	286,541	1,196	0	98,311	0.01%	0.02%	236	4
67 JADRAN	147,210	614	0	46,010	0.00%	0.01%	32	2
68 COLOR	142,600	595	0	0	0.00%	0.01%	83	7
69 TERME DOBRNA	133,198	556	0	0	0.00%	0.01%	109	2
70 SUJAJ HRASTNIK	119,757	500	0	0	0.00%	0.01%	57	2

1. Shares (2)

Issue	Total (block trades excluded) (in SIT)	Total (block trades excluded) (in EUR)	Block trades (in SIT)	Cross trades (in SIT)	Share in total turnover (block trades excluded) on semi-official market	Share in turnover (block trades excluded) of shares	Volume in pieces (block trades excluded)	Number of bargains (block trades excluded)
71 CAPITA	94,050	393	0	0	0.00%	0.01%	171	2
72 GRAND HOTEL UNION	90,000	376	0	0	0.00%	0.01%	30	2
73 ELMO	60,450	252	0	0	0.00%	0.00%	93	1
74 MK TISKARNA	44,540	186	0	0	0.00%	0.00%	17	1
75 AGROKOMBINAT MARIBOR	36,550	153	0	36,550	0.00%	0.00%	43	1
76 INTARA	20,000	83	0	0	0.00%	0.00%	5	1
77 TOVARNA SLADKORJA ORMOŽ	6,499	27	0	0	0.00%	0.00%	1	1
78 EGOLES	5,200	22	0	5,200	0.00%	0.00%	26	1
79 ARKADA HOLDING	0	0	0	0	0.00%	0.00%	0	0
80 RTC KRVAVEC	0	0	0	0	0.00%	0.00%	0	0
81 POM-NALOŽBE	0	0	0	0	0.00%	0.00%	0	0
82 LIV POSTOJNA	0	0	0	0	0.00%	0.00%	0	0
83 INTERTRADE ITS	0	0	0	0	0.00%	0.00%	0	0
84 JELEN GOSTINSKO PODJETJE	0	0	0	0	0.00%	0.00%	0	0
85 KS2 NALOŽBE	0	0	0	0	0.00%	0.00%	0	0
86 POM-INVEST	0	0	0	0	0.00%	0.00%	0	0
87 UNITAS, LJUBLJANA	0	0	0	0	0.00%	0.00%	0	0
88 INTERTRADE ITA	0	0	0	0	0.00%	0.00%	0	0
89 AKTIVA AVANT	0	0	0	0	0.00%	0.00%	0	0
90 AVTOPREVOZNIŠTVO IN SERVISI	0	0	0	0	0.00%	0.00%	0	0
91 GRADIS, GP LJUBLJANA	0	0	0	0	0.00%	0.00%	0	0
92 AKTIVA INVEST	0	0	0	0	0.00%	0.00%	0	0
93 MEDVEŠEK PUŠNIK	0	0	0	0	0.00%	0.00%	0	0
94 GORIŠKE OPEKARNE	0	0	0	0	0.00%	0.00%	0	0
95 ŽELEZARNA RAVNE - MONTER DRAVOGRAD	0	0	0	0	0.00%	0.00%	0	0
96 SWATY	0	0	0	0	0.00%	0.00%	0	0
97 CERTIUS INVEST	0	0	0	0	0.00%	0.00%	0	0
Preferred shares	14,018,227	58,511	88,220,000	833,540	0.28%	0.86%	2,611	238
1 KD HOLDING	13,941,227	58,190	88,220,000	833,540	0.28%	0.86%	2,504	233
2 PRVA POKOJNINSKA DRUŽBA	42,000	175	0	0	0.00%	0.00%	3	1
3 ZDRAVILIŠČE ROGAŠKA	35,000	146	0	0	0.00%	0.00%	104	4

2. Bonds

Issue	Total (block trades excluded) (in SIT)	Total (block trades excluded) (in EUR)	Block trades (in SIT)	Cross trades (in SIT)	Share in total turnover (block trades excluded) on semi-official market	Share in turnover (block trades excluded) of bonds	Volume in pieces (block trades excluded)	Number of bargains (block trades excluded)
Total bonds	1,417,402,797	5,916,163	1,843,114,038	250,058,814	28.77%	100.00%	99,899	435
1 SLOV. ODŠKODNINSKA DRUŽBA 2 nd issue	1,150,243,301	4,801,059	759,073,138	36,448,110	23.35%	81.15%	91,375	399
2 KD HOLDING 1 st issue	116,347,098	485,616	72,376,755	108,706,296	2.36%	8.21%	4,750	10
3 NLB 15 th issue	41,067,000	171,415	157,950,000	41,067,000	0.83%	2.90%	390	2
4 PROBANKA 7 th issue	26,206,521	109,380	0	1,289,026	0.53%	1.85%	1,051	2
5 DARS 1 st issue	23,100,000	96,421	0	23,100,000	0.47%	1.63%	200	2
6 FACTOR BANKA 6 th issue	20,032,315	83,616	0	20,032,315	0.41%	1.41%	199	5
7 CIMOS 1 st issue	12,518,240	52,251	32,678,069	0	0.25%	0.88%	487	3
8 POSLOVNI SISTEM MERCATOR	11,621,965	48,511	245,477,850	5,858,330	0.24%	0.82%	464	3
9 KD INVESTMENTS 1 st issue	11,195,711	46,730	0	11,195,711	0.23%	0.79%	900	1
10 POŠTNA BANKA SLOVENIJE 6 th issue	2,033,000	8,485	30,000,000	1,010,000	0.04%	0.14%	20	2
11 STANOVANJSKI SKLAD 3 rd issue	1,352,026	5,643	40,495,961	1,352,026	0.03%	0.10%	17	2
12 DEOS 1 st issue	924,809	3,860	0	0	0.02%	0.07%	40	1
13 BANKA CELJE 9 th issue	403,600	1,685	0	0	0.01%	0.03%	4	1
14 ABANKA VIPA 10 th issue	252,511	1,054	80,228,039	0	0.01%	0.02%	1	1
15 POŠTNA BANKA SLOVENIJE 7 th issue	104,700	437	175,353,800	0	0.00%	0.01%	1	1
16 ABANKA VIPA 8 th issue	0	0	0	0	0.00%	0.00%	0	0
17 ABANKA VIPA 9 th issue	0	0	0	0	0.00%	0.00%	0	0
18 AUTOCOMMERCE 1 st issue	0	0	0	0	0.00%	0.00%	0	0
19 BANKA ZASAVJE 3 rd issue	0	0	0	0	0.00%	0.00%	0	0
20 DARS 2 nd issue	0	0	0	0	0.00%	0.00%	0	0
21 DEŽELNA BANKA SLOVENIJE 4 th issue	0	0	0	0	0.00%	0.00%	0	0
22 FACTOR BANKA 8 th issue	0	0	117,026,817	0	0.00%	0.00%	0	0
23 FACTOR BANKA 9 th issue	0	0	0	0	0.00%	0.00%	0	0
24 FACTOR BANKA 10 th issue	0	0	0	0	0.00%	0.00%	0	0
25 FACTOR BANKA 11 th issue	0	0	132,453,609	0	0.00%	0.00%	0	0
26 FMR 1 st issue	0	0	0	0	0.00%	0.00%	0	0
27 NLB 14 th issue	0	0	0	0	0.00%	0.00%	0	0
28 NLB 7 th issue	0	0	0	0	0.00%	0.00%	0	0
29 NLB 8 th issue	0	0	0	0	0.00%	0.00%	0	0
30 POŠTNA BANKA SLOVENIJE 2 nd issue	0	0	0	0	0.00%	0.00%	0	0
31 POŠTNA BANKA SLOVENIJE 3 rd issue	0	0	0	0	0.00%	0.00%	0	0
32 POŠTNA BANKA SLOVENIJE 5 th issue	0	0	0	0	0.00%	0.00%	0	0
33 POTEZA NALOŽBE	0	0	0	0	0.00%	0.00%	0	0
34 PROBANKA 4 th issue	0	0	0	0	0.00%	0.00%	0	0
35 PROBANKA 5 th issue	0	0	0	0	0.00%	0.00%	0	0
36 PROBANKA 6 th issue	0	0	0	0	0.00%	0.00%	0	0
37 SIP STROJNA INDUSTRIJA 1 st issue, B series	0	0	0	0	0.00%	0.00%	0	0
38 ZAVAROVALNICA TRIGLAV 1 st issue	0	0	0	0	0.00%	0.00%	0	0
Total semi-official market (shares and bonds)	3,045,684,233	12,712,594	6,009,536,264	556,760,709	61.82%	-	1,490,711	8,821

3. Investment funds

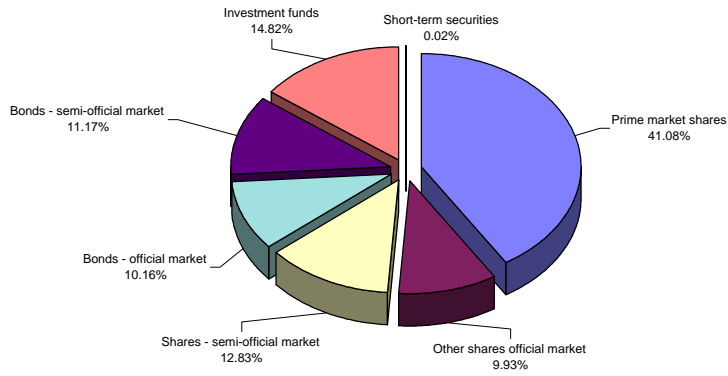
Issue	Total (block trades excluded) (in SIT)	Total (block trades excluded) (in EUR)	Block trades (in SIT)	Cross trades (in SIT)	Share in total turnover (block trades excluded) on semi-official market	Share in turnover (block trades excluded) of investment funds	Volume in pieces (block trades excluded)	Number of bargains (block trades excluded)
Total investment funds	1,880,875,061	7,850,735	3,087,163,552	409,112,490	38.18%	100.00%	4,750,255	5,390
1 NFD 1 DELNIŠKI INVESTICIJSKI SKLAD	500,818,118	2,090,409	480,600,000	117,653,790	10.17%	26.63%	1,650,244	776
2 INFOND ID	300,673,943	1,255,016	0	152,257,864	6.10%	15.99%	136,475	618
3 MAKSIMA ID	260,293,724	1,086,459	1,540,769,294	36,738,075	5.28%	13.84%	115,470	703
4 KD ID	220,697,020	921,179	0	21,647,070	4.48%	11.73%	116,762	1,015
5 ZLATA MONETA I, ID	193,992,417	809,719	345,975,944	26,589,045	3.94%	10.31%	1,509,387	447
6 KRONA SENIOR	111,089,149	463,683	687,148,314	3,702,209	2.25%	5.91%	736,671	233
7 INFOND ID 1	93,988,050	392,309	0	14,522,014	1.91%	5.00%	84,444	497
8 MODRA LINIJA	82,742,554	345,360	0	17,075,947	1.68%	4.40%	349,121	392
9 ZVON ENA ID	69,013,164	288,062	32,670,000	2,987,201	1.40%	3.67%	27,679	418
10 VIPA INVEST	47,566,922	198,539	0	15,939,275	0.97%	2.53%	24,002	291
Short-term securities	2,494,750	10,413	0	0	0.05%	-	250	1
Total semi-official market	4,926,559,294	20,563,329	9,096,699,816	965,873,199	100.00%	-	6,240,966	14,211
Total turnover on BTS system	12,694,256,830	52,985,423	20,742,010,748	2,297,692,714	-	-	6,995,557	23,068

C3) TURNOVER BY SECURITIES ON MARKET MAKER TRADING SEGMENT* IN DECEMBER 2005

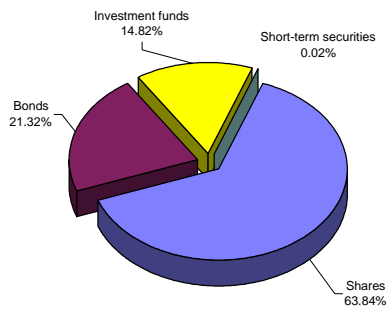
Issue	Total (in SIT)	Total (in EUR)	Share in turnover on market maker segment of individual type of securities	Share in turnover on market maker segment	Volume in pieces	Number of bargains
Total bonds	27,335,531,820	114,098,403	100.00%	52.96%	2,571,214	49
1 REPUBLIKA SLOVENIJA 52 nd issue	10,415,750,000	43,475,241	38.10%	20.18%	980,000	6
2 REPUBLIKA SLOVENIJA 54 th issue	7,523,467,100	31,402,935	27.52%	14.58%	663,340	5
3 REPUBLIKA SLOVENIJA 59 th issue	4,794,099,930	20,010,325	17.54%	9.29%	470,245	24
4 REPUBLIKA SLOVENIJA 60 th issue	3,336,351,290	13,926,117	12.21%	6.46%	333,129	7
5 REPUBLIKA SLOVENIJA 51 st issue	945,851,500	3,948,062	3.46%	1.83%	94,000	2
6 REPUBLIKA SLOVENIJA 57 th issue	200,540,000	837,055	0.73%	0.39%	18,500	1
7 REPUBLIKA SLOVENIJA 58 th issue	119,472,000	498,668	0.44%	0.23%	12,000	4
8 REPUBLIKA SLOVENIJA 55 th issue	0	0	0.00%	0.00%	0	0
9 REPUBLIKA SLOVENIJA 56 th issue	0	0	0.00%	0.00%	0	0
Treasury bills	24,277,037,613	101,330,447	100.00%	47.04%	2,480,044	94
1 12 MONTH TREASURY BILLS 30 th issue	3,519,197,219	14,688,770	14.50%	6.82%	355,395	13
2 6 MONTH TREASURY BILLS 37 th issue	2,675,223,900	11,166,043	11.02%	5.18%	271,000	5
3 6 MONTH TREASURY BILLS 36 th issue	2,645,977,285	11,043,997	10.90%	5.13%	266,570	16
4 12 MONTH TREASURY BILLS 33 rd issue	2,292,186,500	9,567,801	9.44%	4.44%	235,000	3
5 12 MONTH TREASURY BILLS 29 th issue	2,065,985,360	8,623,297	8.51%	4.00%	207,400	10
6 12 MONTH TREASURY BILLS 32 nd issue	1,967,922,360	8,214,170	8.11%	3.81%	201,000	4
7 1 MONTH TREASURY BILLS 239 th issue	1,770,494,669	7,389,704	7.29%	3.43%	177,371	4
8 12 MONTH TREASURY BILLS 34 th issue	1,547,056,000	6,457,412	6.37%	3.00%	160,000	2
9 3 MONTH TREASURY BILLS 91 st issue	1,319,106,170	5,505,831	5.43%	2.56%	132,908	7
10 3 MONTH TREASURY BILLS 90 th issue	1,264,449,500	5,277,717	5.21%	2.45%	127,000	9
11 3 MONTH TREASURY BILLS 89 th issue	1,138,171,410	4,750,520	4.69%	2.21%	114,000	6
12 1 MONTH TREASURY BILLS 238 th issue	1,032,923,440	4,311,268	4.25%	2.00%	128,400	7
13 6 MONTH TREASURY BILLS 35 th issue	918,514,320	3,833,742	3.78%	1.78%	92,000	7
14 1 MONTH TREASURY BILLS 237 th issue	119,829,480	500,175	0.49%	0.23%	12,000	1
15 12 MONTH TREASURY BILLS 31 st issue	0	0	0.00%	0.00%	0	0
16 1 MONTH TREASURY BILLS 236 th issue	0	0	0.00%	0.00%	0	0
17 6 MONTH TREASURY BILLS 38 th issue	0	0	0.00%	0.00%	0	0
18 3 MONTH TREASURY BILLS 92 nd issue	0	0	0.00%	0.00%	0	0
Total market maker trading segment*	51,612,569,433	215,428,850	-	100.00%	5,051,258	143

*special segment for trading in securities by Republic of Slovenia.

Structure of turnover by securities in December 2005



Structure of turnover by securities - all markets - December 2005



C4) TURNOVER BY SECURITIES ON OFFICIAL MARKET IN YEAR 2005

1. Shares

Issue	Total (block trades excluded) (in SIT)	Total (block trades excluded) (in EUR)	Block trades (in SIT)	Cross trades (in SIT)	Share in total turnover (block trades excluded) on official market	Share in turnover (block trades excluded) of shares	Volume in pieces (block trades excluded)	Number of bargains (block trades excluded)
Total shares	75,291,179,480	314,179,901	110,369,411,396	7,766,777,658	89.56%	100.00%	4,212,355	63,421
Common shares	75,280,303,194	314,134,514	110,051,003,096	7,765,132,868	89.55%	99.99%	4,210,680	63,370
PRIME MARKET SHARES	57,372,739,564	239,415,408	74,449,601,285	5,496,521,789	68.25%	76.20%	2,114,556	42,072
1 KRKA	26,688,592,239	111,374,546	16,308,497,848	1,910,489,950	31.75%	35.45%	306,754	16,366
2 MERCATOR	10,683,146,433	44,579,687	40,364,696,224	1,487,324,824	12.71%	14.19%	279,356	7,018
3 PETROL	10,481,141,924	43,737,144	7,448,291,631	1,058,445,906	12.47%	13.92%	157,203	8,791
4 GORENJE	5,060,601,726	21,116,869	7,071,506,721	459,130,434	6.02%	6.72%	866,927	5,506
5 INTEREUROPA	2,165,092,241	9,034,174	809,168,851	299,785,102	2.58%	2.88%	340,811	2,156
6 MERKUR	1,965,029,434	8,199,163	2,278,171,352	244,988,423	2.34%	2.61%	52,611	1,796
7 DROGA KOLINSKA	329,135,567	1,373,825	169,268,658	36,357,150	0.39%	0.44%	110,894	439
OSTALE DELNICE	17,907,563,630	74,719,106	35,601,401,811	2,268,611,079	21.30%	23.78%	2,096,124	21,298
1 LUKA KOPER	3,801,564,909	15,861,925	1,449,888,929	537,873,994	4.52%	5.05%	496,642	3,773
2 PIVOVARNA LAŠKO	3,566,670,575	14,882,486	4,700,034,428	162,727,303	4.24%	4.74%	479,649	3,224
3 SAVA	2,113,650,444	8,819,771	2,814,673,417	136,591,943	2.51%	2.81%	48,028	2,948
4 AERODROM LJUBLJANA	1,534,395,040	6,401,628	394,170,000	199,223,994	1.83%	2.04%	128,104	2,182
5 ISTRABENZ	1,479,590,069	6,173,433	182,777,352	146,937,328	1.76%	1.97%	165,241	3,000
6 KOLINSKA	1,044,056,010	4,354,513	0	385,213,153	1.24%	1.39%	162,775	524
7 DELO	943,889,717	3,939,200	6,066,166,720	22,121,986	1.12%	1.25%	31,647	381
8 SALUS, LJUBLJANA	816,182,445	3,405,814	30,728,000	127,495,515	0.97%	1.08%	6,446	464
9 ŽITO	662,602,232	2,764,938	32,752,965	70,152,111	0.79%	0.88%	20,513	1,404
10 TERME ČATEŽ	413,161,380	1,723,935	216,512,500	87,914,649	0.49%	0.55%	11,368	529
11 KOMPAS MTS	341,071,296	1,423,133	2,591,869,500	88,929,166	0.41%	0.45%	236,908	520
12 DELO PRODAJA	296,635,910	1,237,831	90,247,500	172,506,110	0.35%	0.39%	56,641	273
13 ETOL	285,586,557	1,191,687	69,180,500	29,968,569	0.34%	0.38%	5,388	454
14 DROGA	186,122,403	776,335	0	17,467,004	0.22%	0.25%	2,216	257
15 RADENSKA	131,611,818	549,204	0	12,945,211	0.16%	0.17%	65,667	464
16 EMONA OBALA	89,602,329	373,901	0	26,506,882	0.11%	0.12%	99,804	379
17 COMET	87,147,480	363,613	0	13,781,226	0.10%	0.12%	34,131	131
18 MLINOTEST	44,940,329	187,509	0	10,466,714	0.05%	0.06%	27,747	161
19 GEODETSKI ZAVOD SLOVENIJE	28,261,204	117,915	0	5,424,681	0.03%	0.04%	12,568	68
20 PIVOVARNA UNION	23,979,199	100,049	16,962,400,000	2,778,624	0.03%	0.03%	491	111
21 NIKA	13,862,519	57,858	0	11,164,226	0.02%	0.02%	3,972	32
22 TEHNOUNION	2,979,765	12,428	0	420,690	0.00%	0.00%	178	19
Preferred shares	10,876,286	45,387	318,408,300	1,644,790	0.01%	0.01%	1,675	51
1 PROBANKA	10,876,286	45,387	318,408,300	1,644,790	0.01%	0.01%	1,675	51

2. Bonds

Issue	Total (block trades excluded) (in SIT)	Total (block trades excluded) (in EUR)	Block trades (in SIT)	Cross trades (in SIT)	Share in total turnover (block trades excluded) on official market	Share in turnover (block trades excluded) of bonds	Volume in pieces (block trades excluded)	Number of bargains (block trades excluded)
Total bonds	8,775,985,901	36,622,525	132,532,787,088	4,136,852,405	10.44%	100.00%	2,470,051	8,981
1 REPUBLIKA SLOVENIJA 39 th issue	1,416,201,645	5,909,645	361,402,806	268,409,359	1.68%	16.14%	1,949,525	4,937
2 REPUBLIKA SLOVENIJA 59 th issue	964,742,535	4,025,712	41,047,223,215	542,102,335	1.15%	10.99%	95,659	188
3 REPUBLIKA SLOVENIJA 58 th issue	885,603,925	3,696,151	16,270,315,695	530,253,897	1.05%	10.09%	89,031	1,140
4 REPUBLIKA SLOVENIJA 21 st issue	603,420,044	2,517,945	996,155,258	51,736,441	0.72%	6.88%	71,233	144
5 NLB 13 th issue	401,176,420	1,674,526	3,518,167,000	362,901,420	0.48%	4.57%	3,359	20
6 REPUBLIKA SLOVENIJA 55 th issue	392,310,479	1,636,515	9,437,928,264	23,332,979	0.47%	4.47%	38,152	482
7 REPUBLIKA SLOVENIJA 53 rd issue	362,557,183	1,512,904	710,493,829	86,300,290	0.43%	4.13%	13,868	301
8 REPUBLIKA SLOVENIJA 57 th issue	337,135,284	1,406,766	9,901,229,770	97,558,140	0.40%	3.84%	31,343	84
9 REPUBLIKA SLOVENIJA 32 nd issue	300,576,588	1,254,494	59,392,138	278,050,196	0.36%	3.42%	11,578	65
10 REPUBLIKA SLOVENIJA 26 th issue	276,319,265	1,153,105	1,789,993,956	202,142,981	0.33%	3.15%	10,743	208
11 REPUBLIKA SLOVENIJA 60 th issue	267,357,904	1,115,945	9,023,048,610	214,996,548	0.32%	3.05%	26,784	87
12 REPUBLIKA SLOVENIJA 38 th issue	267,076,475	1,114,588	4,736,313,098	86,350,126	0.32%	3.04%	9,623	271
13 REPUBLIKA SLOVENIJA 50 th issue	240,811,193	1,005,097	2,275,783,732	225,377,718	0.29%	2.74%	9,739	45
14 REPUBLIKA SLOVENIJA 54 th issue	235,432,048	982,491	3,957,374,310	148,031,218	0.28%	2.68%	20,912	51
15 REPUBLIKA SLOVENIJA 56 th issue	186,089,518	776,535	2,379,158,050	95,385,174	0.22%	2.12%	17,904	58
16 ABANKA 6 th issue	130,226,125	543,533	205,085,567	56,822,143	0.15%	1.48%	5,127	21
17 BANKA CELJE 7 th issue	108,202,753	451,560	104,498,308	25,035,337	0.13%	1.23%	4,400	6
18 REPUBLIKA SLOVENIJA 29 th issue	107,176,762	447,238	2,650,729,863	39,298,450	0.13%	1.22%	4,154	124
19 ABANKA 5 th issue	106,607,233	444,710	0	106,365,273	0.13%	1.21%	4,360	2
20 REPUBLIKA SLOVENIJA 33 rd issue	95,055,196	396,668	700,376,019	69,752,785	0.11%	1.08%	523	12
21 REPUBLIKA SLOVENIJA 49 th issue	86,223,737	359,832	0	31,340,177	0.10%	0.98%	895	55
22 NOVA KBM 5 th issue	76,705,000	320,142	213,903,250	71,971,000	0.09%	0.87%	730	9
23 NLB 16 th issue	69,022,300	288,097	5,723,669,670	36,497,000	0.08%	0.79%	683	6
24 REPUBLIKA SLOVENIJA 18 th issue	68,064,395	284,071	1,780,623,347	51,565,813	0.08%	0.78%	2,616	38
25 REPUBLIKA SLOVENIJA 25 th issue	55,986,031	233,556	0	19,354,341	0.07%	0.64%	5,388	32
26 REPUBLIKA SLOVENIJA 27 th issue	54,296,090	226,493	305,824,250	32,583,304	0.06%	0.62%	5,106	57
27 NLB 10 th issue	49,317,500	205,727	0	49,317,500	0.06%	0.56%	467	23
28 NOVA KBM 7 th issue	48,172,750	201,081	1,960,131,350	39,019,750	0.06%	0.55%	475	2
29 REPUBLIKA SLOVENIJA 48 th issue	45,542,584	190,024	0	21,334,684	0.05%	0.52%	1,812	34
30 REPUBLIKA SLOVENIJA 40 th issue	45,214,125	188,620	0	13,698,175	0.05%	0.52%	4,470	15
31 REPUBLIKA SLOVENIJA 22 nd issue	40,336,464	168,363	225,700,000	39,213,874	0.05%	0.46%	4,026	11
32 REPUBLIKA SLOVENIJA 23 rd issue	38,337,698	160,017	555,255,472	15,161,957	0.05%	0.44%	1,452	11
33 BANKA CELJE 8 th issue	38,264,242	159,688	0	4,987,845	0.05%	0.44%	1,560	7
34 REPUBLIKA SLOVENIJA 51 st issue	37,426,917	156,167	1,955,103,065	20,890,914	0.04%	0.43%	3,615	59
35 BANKA VIPA 7 th issue	34,688,496	144,769	0	21,535,960	0.04%	0.40%	1,004	12
36 BTC HIPOTEKARNE	21,571,800	89,994	89,390,346	330,095	0.03%	0.25%	857	6
37 STANOVANJSKI SKLAD RS 2 nd issue	19,279,813	80,430	0	5,845,411	0.02%	0.22%	255	26
38 ABANKA 4 th issue	18,983,645	79,222	0	17,084,641	0.02%	0.22%	775	28
39 HOTELI BERNARDIN	18,395,002	76,762	0	14,374,271	0.02%	0.21%	248	25
40 NOVA KBM 6 th issue	17,550,450	73,237	443,438,300	17,550,450	0.02%	0.20%	173	3
41 BTC 2 nd issue	16,407,342	68,475	0	2,066,331	0.02%	0.19%	3,101	23
42 DBS 3 rd issue	15,448,911	64,457	0	0	0.02%	0.18%	1,502	3
43 REPUBLIKA SLOVENIJA 41 st issue	12,475,400	52,039	292,128,890	11,955,900	0.01%	0.14%	1,222	38
44 ABANKA VIPA 7 th issue	12,228,553	51,022	71,107,878	6,663,459	0.01%	0.14%	489	7
45 NOVA KBM 8 th issue	12,084,000	50,440	994,916,000	0	0.01%	0.14%	120	1
46 REPUBLIKA SLOVENIJA 52 nd issue	11,984,000	50,006	3,829,650,000	8,988,000	0.01%	0.14%	1,120	2
47 BANKA VIPA 6 th issue	11,978,212	49,988	0	5,342,946	0.01%	0.14%	462	13
48 REPUBLIKA SLOVENIJA 40 th issue	11,964,840	49,910	0	6,517,765	0.01%	0.14%	1,175	27
49 REPUBLIKA SLOVENIJA 31 st issue	11,000,841	45,897	208,050,000	7,016,441	0.01%	0.13%	1,037	18
50 NLB 17 th issue	10,000,000	41,739	3,077,117,000	0	0.01%	0.11%	100	1
51 BANKA VIPA 5 th issue	8,361,613	34,892	0	4,958,811	0.01%	0.10%	425	15
52 NOVA KBM 3 rd issue, A series	8,131,823	33,922	0	8,131,823	0.01%	0.09%	60	1
53 NOVA KBM 2 nd issue	7,889,134	32,912	163,174,314	0	0.01%	0.09%	64	2
54 STANOVANJSKI SKLAD RS 1 st issue	7,746,191	32,323	0	7,118,984	0.01%	0.09%	1,281	18
55 ABANKA 3 rd issue	7,548,263	31,500	0	2,756,643	0.01%	0.09%	315	7
56 REPUBLIKA SLOVENIJA 42 nd issue	6,891,850	28,761	0	6,891,850	0.01%	0.08%	679	11
57 NLB 11 th issue	6,034,314	25,186	252,750,622	6,034,314	0.01%	0.07%	24	4
58 REPUBLIKA SLOVENIJA 10 th issue	4,658,773	19,435	164,163,846	2,774,192	0.01%	0.05%	1,000	23
59 BANKA VIPA 4 th issue	4,365,527	18,214	0	1,900,504	0.01%	0.05%	218	12
60 REPUBLIKA SLOVENIJA 35 th issue	2,982,740	12,441	0	2,175,040	0.00%	0.03%	292	10
61 REPUBLIKA SLOVENIJA 34 th issue	2,967,800	12,378	0	2,967,800	0.00%	0.03%	284	14
62 NLB 3 rd issue	2,715,433	11,330	0	2,715,433	0.00%	0.03%	11	4
63 REPUBLIKA SLOVENIJA 44 th issue	2,682,060	11,194	0	0	0.00%	0.03%	242	2
64 NLB 18 th issue	2,562,500	10,696	102,000,000	0	0.00%	0.03%	25	1
65 NLB 2 nd issue, A series	2,088,939	8,713	0	2,088,939	0.00%	0.02%	15	1
66 NFD INVESTICIJSKO SVETOVANJE	1,853,649	7,732	0	613,479	0.00%	0.02%	9	6
67 NLB 12 th issue	1,030,000	4,299	0	1,030,000	0.00%	0.01%	10	1
68 REPUBLIKA SLOVENIJA 37 th issue	625,140	2,608	0	625,140	0.00%	0.01%	60	1
69 NLB 9 th issue	618,000	2,579	0	618,000	0.00%	0.01%	6	1
70 SKB BANKA 4 th issue, A series	516,500	2,154	0	516,500	0.00%	0.01%	5	1
71 REPUBLIKA SLOVENIJA 45 th issue	330,000	1,377	0	330,000	0.00%	0.00%	33	1
72 BANKA VIPA 3 rd issue	294,139	1,228	0	294,139	0.00%	0.00%	35	5
73 REPUBLIKA SLOVENIJA 28 th issue	61,800	258	0	0	0.00%	0.00%	6	2
74 BANKA CELJE 3 rd issue	0	0	0	0	0.00%	0.00%	0	0
75 BANKA CELJE 4 th issue	0	0	0	0	0.00%	0.00%	0	0
76 BANKA CELJE 5 th issue	0	0	0	0	0.00%	0.00%	0	0
77 BANKA CELJE 6 th issue, A series	0	0	0	0	0.00%	0.00%	0	0
78 BANKA CELJE 6 th issue, B series	0	0	0	0	0.00%	0.00%	0	0
79 BANKA VIPA 2 nd issue	0	0	0	0	0.00%	0.00%	0	0
80 NLB 19 th issue	0	0	0	0	0.00%	0.00%	0	0
81 NLB 2 nd issue, B series	0	0	0	0	0.00%	0.00%	0	0
82 NOVA KBM 3 rd issue, B series	0	0	0	0	0.00%	0.00%	0	0
83 REPUBLIKA SLOVENIJA 17 th issue	0	0	0	0	0.00%	0.00%	0	0
84 REPUBLIKA SLOVENIJA 36 th issue	0	0	0	0	0.00%	0.00%	0	0
85 SKB BANKA 4 th issue, B series	0	0	0	0	0.00%	0.00%	0	0
Total official market	84,067,165,381	350,802,426	242,902,198,484	11,903,630,063	100.00%	-	6,682,406	72,402

C5) TURNOVER BY SECURITIES ON SEMI-OFFICIAL MARKET IN YEAR 2005

1. Shares (1)

Issue	Total (block trades excluded) (in SIT)	Total (block trades excluded) (in EUR)	Block trades (in SIT)	Cross trades (in SIT)	Share in total turnover (block trades excluded) on semi-official market	Share in turnover (block trades excluded) of shares	Volume in pieces (block trades excluded)	Number of bargains (block trades excluded)
Total shares	21,398,881,216	89,295,190	18,385,515,105	4,124,499,318	39.12%	100.00%	16,309,304	115,297
Total common shares	21,138,275,578	88,207,761	18,239,920,105	4,030,103,433	38.65%	98.78%	16,263,285	112,441
1 ZVON ENA HOLDING	2,463,941,847	10,282,850	782,187,114	466,194,261	4.50%	11.51%	1,255,132	6,777
2 KD HOLDING	1,679,330,121	7,007,619	741,462,926	429,149,663	3.07%	7.85%	138,152	8,246
3 HELIOS, DOMŽALE	1,536,210,690	6,409,617	227,736,000	246,670,324	2.81%	7.18%	6,959	966
4 NFD HOLDING	1,463,008,342	6,104,860	3,605,879,117	293,034,741	2.67%	6.84%	1,846,413	11,865
5 INFOND HOLDING	1,295,301,286	5,405,139	572,049,858	94,306,055	2.37%	6.05%	1,386,753	6,236
6 JUTEKS	871,919,212	3,637,888	300,875,300	65,691,383	1.59%	4.07%	29,870	953
7 CINKARNA CELJE	767,112,120	3,200,646	243,922,140	83,646,166	1.40%	3.58%	27,703	862
8 VIPA HOLDING	680,913,278	2,841,524	118,580,000	157,950,455	1.24%	3.18%	732,074	2,810
9 AKTIVA INVEST	640,711,424	2,673,528	0	219,595,713	1.17%	2.99%	27,560	5,035
10 ARKADA HOLDING	577,009,066	2,408,058	0	46,697,290	1.05%	2.70%	597,329	1,412
11 LESNINA	522,452,904	2,179,954	270,000,000	97,247,780	0.96%	2.44%	1,877	509
12 ZVON DVA HOLDING	518,009,000	2,161,689	291,160,000	37,602,025	0.95%	2.42%	1,256,783	6,964
13 AKTIVA NALOŽBE	480,095,162	2,003,301	0	203,649,754	0.88%	2.24%	497,893	4,617
14 ZLATA MONETA II	402,349,020	1,678,961	393,695,200	81,249,954	0.74%	1.88%	849,329	3,426
15 GORENJSKI TISK	391,647,862	1,634,656	477,510,000	29,669,658	0.72%	1.83%	116,638	190
16 ISKRA AVTOELEKTRIKA	359,934,892	1,502,113	994,710,350	66,051,845	0.66%	1.68%	39,967	376
17 MAKSIMA HOLDING	349,212,082	1,457,244	467,410,278	74,815,180	0.64%	1.63%	401,442	5,385
18 TRIGLAV, FINANČNA DRUŽBA	315,079,838	1,314,861	0	42,695,239	0.58%	1.47%	236,493	4,701
19 SATURNUS EMBALAŽA	299,053,414	1,247,971	0	18,915,823	0.55%	1.40%	7,440	315
20 MAKSIMA INVEST	294,607,548	1,229,451	0	36,144,759	0.54%	1.38%	654,550	5,280
21 POM-INVEST	294,375,338	1,228,425	0	177,770,899	0.54%	1.38%	307,609	3,100
22 ETRA 33	292,638,318	1,221,170	0	21,466,198	0.54%	1.37%	2,997	445
23 AKTIVA AVANT	264,421,176	1,103,628	0	13,285,132	0.48%	1.24%	616,872	807
24 INFOND HOLDING 1	256,165,784	1,068,991	232,663,504	44,937,114	0.47%	1.20%	426,880	5,442
25 SLOVENJALE	221,688,009	925,167	131,462,500	25,625,095	0.41%	1.04%	17,707	385
26 TRIGLAV NALOŽBE	219,694,838	916,725	0	23,857,126	0.40%	1.03%	578,119	4,616
27 HRAM HOLDING	202,756,768	846,210	176,197,132	74,992,395	0.37%	0.95%	452,536	1,206
28 LIP BLED	182,626,103	761,989	37,994,000	47,910,353	0.33%	0.85%	146,021	260
29 HIDROTEHNIK	170,486,337	711,601	721,831,880	31,820,078	0.31%	0.80%	82,852	216
30 KD GROUP	161,513,844	673,920	2,599,375,000	42,467,502	0.30%	0.75%	1,380	148
31 TOSAMA	155,914,199	650,636	0	15,761,669	0.29%	0.73%	14,054	499
32 BELINKA	153,712,516	641,419	2,069,001,000	23,687,982	0.28%	0.72%	29,611	310
33 CERTIS INVEST	146,793,763	612,666	0	9,237,026	0.27%	0.69%	249,993	451
34 KS2 NALOŽBE	143,508,889	598,833	0	3,711,207	0.26%	0.67%	300,154	1,801
35 MERCATA	132,988,687	554,879	49,666,080	54,322,487	0.24%	0.62%	323,922	1,253
36 MIP	127,911,404	533,574	0	78,413,774	0.23%	0.60%	57,614	263
37 MEDALJON	105,215,238	438,988	789,914,229	9,343,529	0.19%	0.49%	43,460	190
38 MODRA LINJA HOLDING	100,605,542	419,866	31,620,000	37,392,562	0.18%	0.47%	109,887	1,832
39 FRUCTAL	89,254,493	372,529	96,358,740	5,690,934	0.16%	0.42%	61,795	329
40 HOTELI PALACE	84,552,309	352,852	0	27,353,224	0.15%	0.40%	54,319	415
41 JADRAN	80,511,342	335,907	30,100,000	20,121,855	0.15%	0.38%	17,376	84
42 POM-NALOŽBE	75,232,554	313,920	0	7,623,111	0.14%	0.35%	196,776	1,725
43 UNIT-AS LJUBLJANA	73,514,341	306,806	0	199,332	0.13%	0.34%	15,500	125
44 DZS	72,341,095	301,849	96,164,757	7,535,477	0.13%	0.34%	12,658	113
45 MITOL SEŽANA	71,656,096	298,966	0	5,307,910	0.13%	0.33%	16,731	51
46 VIZIJA HOLDING	68,957,037	287,726	0	132,300	0.13%	0.32%	98,935	916
47 JATA EMONA	66,367,801	276,940	0	9,783,619	0.12%	0.31%	68,199	146
48 FINIRA	65,850,511	274,803	86,594,810	28,076,863	0.12%	0.31%	180,987	1,144
49 ALPETOUR POTOVALNA AGENCIJA	61,898,570	258,293	0	54,745,295	0.11%	0.29%	22,587	193
50 INTERTRADE ITS	60,470,845	252,241	0	48,685,037	0.11%	0.28%	30,701	248
51 LIZ INŽENIRING	59,964,758	250,294	0	42,763,740	0.11%	0.28%	40,179	77
52 VIZIJA HOLDING ENA	59,683,331	249,027	0	546,073	0.11%	0.28%	99,923	923
53 GOZDNO GOSPODARSTVO BLED	57,763,638	241,011	0	33,205,755	0.11%	0.27%	28,160	76
54 LIV POSTOJNA	54,543,400	227,580	0	2,823,280	0.10%	0.25%	3,196	92
55 MELAMIN	53,380,404	222,738	0	3,996,032	0.10%	0.25%	10,632	93
56 TEKSTINA	51,401,563	214,500	0	10,831,362	0.09%	0.24%	150,949	224
57 PLAMA - PUR	44,941,892	187,523	0	752,720	0.08%	0.21%	15,627	88
58 M1	44,667,012	186,378	0	1,140,531	0.08%	0.21%	109,679	1,030
59 IMP KLIMAT	41,363,573	172,645	0	10,926,376	0.08%	0.19%	17,185	63
60 TRDNJAVA HOLDING	39,678,452	165,558	0	14,517,781	0.07%	0.19%	137,410	462
61 VELANA	39,566,422	165,093	0	7,683,759	0.07%	0.18%	66,818	158
62 CETIS	35,932,907	149,921	360,864,000	2,088,939	0.07%	0.17%	979	132
63 KRONA HOLDING	31,294,168	130,597	0	2,994,167	0.06%	0.15%	62,382	226
64 AGROKOMBINAT MARIBOR	28,047,915	117,037	0	12,861,196	0.05%	0.13%	29,062	176
65 NIKO	26,728,017	111,525	0	14,080,759	0.05%	0.12%	857	46
66 FOND INVEST	25,050,155	104,530	0	11,217,449	0.05%	0.12%	22,192	885
67 MEDVEŠEK PUŠNIK	23,634,888	98,592	102,114,380	23,281,286	0.04%	0.11%	1,054	14
68 UNITAS, LJUBLJANA	20,210,632	84,338	0	1,006,425	0.04%	0.09%	10,302	88
69 DANA	19,812,617	82,683	0	9,191,887	0.04%	0.09%	10,464	134
70 JAVOR PIVKA	19,804,768	82,642	0	3,973,634	0.04%	0.09%	35,337	91

1. Shares (2)

Issue	Total (block trades excluded) (in SIT)	Total (block trades excluded) (in EUR)	Block trades (in SIT)	Cross trades (in SIT)	Share in total turnover (block trades excluded) on semi-official market	Share in turnover (block trades excluded) of shares	Volume in pieces (block trades excluded)	Number of bargains (block trades excluded)
71 ZDRAVILIŠČE ROGAŠKA	15,542,694	64,873	0	5,697,072	0.03%	0.07%	82,749	64
72 GEA	15,357,227	64,072	0	1,246,080	0.03%	0.07%	17,052	53
73 RTC KRVAVEC	15,056,520	62,801	0	9,688,140	0.03%	0.07%	20,052	4
74 MARINA PORTOROŽ	14,309,107	59,703	0	1,677,000	0.03%	0.07%	1,547	54
75 TRDNJAVA I HOLDING	13,976,540	58,318	0	4,347,561	0.03%	0.07%	45,377	145
76 MK TISKARNA	13,779,822	57,513	0	622,134	0.03%	0.06%	5,896	31
77 IMP ČRPALKE LJUBLJANA	12,434,204	51,882	0	6,814,598	0.02%	0.06%	6,790	139
78 ŽITO INTES	12,043,600	50,254	0	373,737	0.02%	0.06%	39,694	66
79 LESNINA EMMI	11,986,401	50,012	0	2,155,318	0.02%	0.06%	19,345	83
80 KLASJE CELJE	11,045,751	46,085	0	5,016,426	0.02%	0.05%	27,522	55
81 CREINA	9,957,987	41,557	0	9,135,367	0.02%	0.05%	2,006	33
82 GRAND HOTEL UNION	9,713,465	40,528	0	540,645	0.02%	0.05%	3,672	61
83 INTEGRAL JESENICE	9,670,320	40,336	0	9,220,320	0.02%	0.05%	4,244	2
84 NAMA	8,999,663	37,548	0	1,100,256	0.02%	0.04%	4,050	41
85 D HOLDING	8,838,269	36,864	0	2,073,720	0.02%	0.04%	30,468	163
86 SLJAJ HRASTNIK	8,746,069	36,503	0	6,499,335	0.02%	0.04%	3,219	21
87 TOVARNA SLADKORJA ORMOŽ	8,314,072	34,683	0	710,500	0.02%	0.04%	1,041	54
88 COLOR	8,213,480	34,267	0	621,263	0.02%	0.04%	3,536	117
89 KOŠAKI TMI	6,615,000	27,603	0	3,765,000	0.01%	0.03%	441	14
90 SWATY	6,335,498	26,429	867,247,030	468,000	0.01%	0.03%	529	8
91 CAP NALOŽBE	4,549,897	18,978	0	746,146	0.01%	0.02%	15,249	147
92 AVTOPREVOZNIŠTVO IN SERVISI	3,452,147	14,406	0	1,083,187	0.01%	0.02%	34,790	35
93 CAPITA	3,263,697	13,618	0	104,500	0.01%	0.02%	5,933	31
94 KEMA PUČONCI	3,038,600	12,678	0	1,110,000	0.01%	0.01%	581	17
95 INLES	2,505,666	10,455	56,074,800	341,650	0.00%	0.01%	3,925	31
96 ŽELEZARNA RAVNE - MONTER DRAVOGRAD	2,075,993	8,663	90,498,000	180,600	0.00%	0.01%	1,532	31
97 SVILA	1,941,061	8,096	0	151,219	0.00%	0.01%	369,289	91
98 KOMPAS HOTELI	1,890,812	7,888	0	423,000	0.00%	0.01%	324	16
99 L EGOLES	1,587,724	6,623	0	1,402,514	0.00%	0.01%	7,141	4
100 ELMO	1,262,110	5,267	0	0	0.00%	0.01%	1,929	17
101 TERME DOBRNA	1,238,654	5,170	0	81,472	0.00%	0.01%	915	61
102 GEA COLLEGE	655,579	2,736	125,000,000	452,769	0.00%	0.00%	540	15
103 GORIŠKE OPEKARNE	461,500	1,926	0	56,000	0.00%	0.00%	273	6
104 GRADIS, GP LJUBLJANA	177,600	741	0	74,400	0.00%	0.00%	296	2
105 OLJARICA, KRANJ	146,664	612	0	0	0.00%	0.00%	24	1
106 SVILANIT KAMNIK	56,567	236	0	0	0.00%	0.00%	97	5
107 INTARA	20,000	83	0	0	0.00%	0.00%	5	1
108 EGOLES	11,201	47	0	5,200	0.00%	0.00%	56	3
109 UPIMO GROUP	10,960	46	0	0	0.00%	0.00%	180	3
110 METALKA TRGOVINA	0	0	0	0	0.00%	0.00%	0	0
111 JELEN GOSTINSKO PODJETJE	0	0	0	0	0.00%	0.00%	0	0
112 NK2 NALOŽBE	0	0	0	0	0.00%	0.00%	0	0
113 INTERTRADE ITA	0	0	0	0	0.00%	0.00%	0	0
Preferred shares	260,605,638	1,087,429	145,595,000	94,395,885	0.48%	1.22%	46,019	2,856
1 KD HOLDING	258,478,493	1,078,551	145,595,000	94,395,885	0.47%	1.21%	40,589	2,841
2 ZDRAVILIŠČE ROGAŠKA	2,085,145	8,703	0	0	0.00%	0.01%	5,427	14
3 PRVA POKOJNINSKA DRUŽBA	42,000	175	0	0	0.00%	0.00%	3	1

2. Bonds

Issue	Total (block trades excluded) (in SIT)	Total (block trades excluded) (in EUR)	Block trades (in SIT)	Cross trades (in SIT)	Share in total turnover (block trades excluded) on semi-official market	Share in turnover (block trades excluded) of bonds	Volume in pieces (block trades excluded)	Number of bargains (block trades excluded)
Total bonds	13,959,018,970	58,250,208	24,324,964,548	2,818,037,692	25.52%	100.00%	992,943	4,459
1 SLOV. ODŠKODNINSKA DRUŽBA 2 nd issue	12,261,158,125	51,164,418	8,843,975,894	1,726,366,736	22.42%	87.84%	947,552	4,219
2 CIMOS 1 st issue	292,896,594	1,222,576	1,037,412,005	230,125,236	0.54%	2.10%	11,492	36
3 NLB 15 th issue	271,386,900	1,132,302	4,401,549,100	270,333,400	0.50%	1.94%	2,586	10
4 DARS 1 st issue	206,174,950	860,363	1,876,074,950	110,838,250	0.38%	1.48%	1,839	20
5 ABANKA VIPA 8 th issue	152,216,128	635,325	363,022,014	2,138,144	0.28%	1.09%	6,085	4
6 POSLOVNI SISTEM MERCATOR	140,080,125	584,642	2,263,763,110	73,993,710	0.26%	1.00%	5,595	21
7 KD HOLDING 1 st issue	116,347,098	485,616	72,376,755	108,706,296	0.21%	0.83%	4,750	10
8 DEOS 1 st issue	74,742,685	311,975	0	37,208,804	0.14%	0.54%	3,218	12
9 PROBANKA 7 th issue	67,046,024	279,810	240,836,793	19,154,579	0.12%	0.48%	2,699	18
10 ABANKA VIPA 9 th issue	42,617,507	177,895	1,266,526,341	12,469,457	0.08%	0.31%	1,702	3
11 PROBANKA 6 th issue	39,970,867	166,775	0	33,760,986	0.07%	0.29%	1,634	19
12 BANKA ZASAVJE 3 rd issue	33,206,659	138,550	0	19,897,706	0.06%	0.24%	138	3
13 FACTOR BANKA 6 th issue	31,916,634	133,222	0	31,916,634	0.06%	0.23%	314	16
14 FACTOR BANKA 10 th issue	28,039,200	117,012	0	28,039,200	0.05%	0.20%	28	4
15 FACTOR BANKA 8 th issue	24,557,698	102,500	186,873,482	0	0.04%	0.18%	100	3
16 ABANKA VIPA 10 th issue	22,326,305	93,178	850,479,493	1,717,761	0.04%	0.16%	90	10
17 POŠTNA BANKA SLOVENIJE 5 th issue	21,692,893	90,489	0	4,402,120	0.04%	0.16%	89	4
18 FACTOR BANKA 11 th issue	19,841,386	82,820	132,453,609	19,841,386	0.04%	0.14%	82	1
19 STANOVANJSKI SKLAD 3 rd issue	19,631,744	81,909	40,495,961	4,985,413	0.04%	0.14%	226	14
20 NLB 8 th issue	19,226,896	80,248	0	19,226,896	0.04%	0.14%	78	5
21 KD INVESTMENTS 1 st issue	16,050,876	66,984	266,211,340	11,388,326	0.03%	0.11%	1,275	5
22 POŠTNA BANKA SLOVENIJE 7 th issue	15,610,700	65,160	326,047,800	11,925,500	0.03%	0.11%	151	3
23 ZAVAROVALNICA TRIGLAV 1 st issue	15,112,836	63,046	1,693,692,558	15,112,836	0.03%	0.11%	58	3
24 POTEZA NALOŽBE	12,050,170	50,300	0	12,050,170	0.02%	0.09%	500	2
25 PROBANKA 4 th issue	7,284,402	30,397	0	7,284,402	0.01%	0.05%	481	5
26 FMR 1 st issue	3,642,510	15,204	0	3,642,510	0.01%	0.03%	150	4
27 POŠTNA BANKA SLOVENIJE 6 th issue	2,033,000	8,485	30,000,000	1,010,000	0.00%	0.01%	20	2
28 FACTOR BANKA 9 th issue	1,754,458	7,322	203,567,010	501,234	0.00%	0.01%	7	2
29 BANKA CELJE 9 th issue	403,600	1,685	0	0	0.00%	0.00%	4	1
30 AUTOCOMMERCE 1 st issue	0	0	0	0	0.00%	0.00%	0	0
31 BANKA KOPER 4 th issue	0	0	0	0	0.00%	0.00%	0	0
32 DARS 2 nd issue	0	0	0	0	0.00%	0.00%	0	0
33 DEŽELNA BANKA SLOVENIJE 4 th issue	0	0	229,606,333	0	0.00%	0.00%	0	0
34 NLB 14 th issue	0	0	0	0	0.00%	0.00%	0	0
35 NLB 7 th issue	0	0	0	0	0.00%	0.00%	0	0
36 POŠTNA BANKA SLOVENIJE 2 nd issue	0	0	0	0	0.00%	0.00%	0	0
37 POŠTNA BANKA SLOVENIJE 3 rd issue	0	0	0	0	0.00%	0.00%	0	0
38 PROBANKA 5 th issue	0	0	0	0	0.00%	0.00%	0	0
39 SIP STROJNA INDUSTRIJA 1 st issue, A series	0	0	0	0	0.00%	0.00%	0	0
40 SIP STROJNA INDUSTRIJA 1 st issue, B series	0	0	0	0	0.00%	0.00%	0	0
Total semi-official market (shares and bonds)	35,357,900,186	147,545,398	42,710,479,653	6,942,537,010	64.64%	-	17,302,247	119,756

3. Investment funds

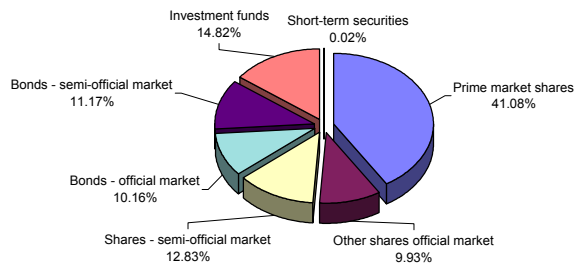
Issue	Total (block trades excluded) (in SIT)	Total (block trades excluded) (in EUR)	Block trades (in SIT)	Cross trades (in SIT)	Share in total turnover (block trades excluded) on semi-official market	Share in turnover (block trades excluded) of investment funds	Volume in pieces (block trades excluded)	Number of bargains (block trades excluded)
Total investment funds	19,340,317,111	80,700,599	16,431,625,149	3,373,000,147	35.36%	100.00%	51,276,121	63,747
1 NFD 1 DELNIŠKI INVESTICIJSKI SKLAD	4,115,076,176	17,172,310	2,484,404,500	566,990,251	7.52%	21.28%	12,675,558	9,316
2 KD ID	2,647,970,732	11,049,283	0	374,433,602	4.84%	13.69%	7,378,381	10,655
3 INFOND ID	2,419,347,906	10,094,735	182,954,250	517,635,688	4.42%	12.51%	951,130	7,070
4 ZLATA MONETA I. ID	2,339,600,473	9,761,977	1,229,519,781	564,526,021	4.28%	12.10%	16,576,733	5,301
5 TRIGLAV STEBER I. delniška ID	2,111,629,912	8,808,830	4,775,385,385	256,560,425	3.86%	10.92%	549,528	4,278
6 MAKSIMA ID	2,101,546,755	8,769,425	3,617,973,114	430,060,489	3.84%	10.87%	854,022	7,192
7 KRONA SENIOR	1,433,208,265	5,980,359	2,028,849,114	181,069,889	2.62%	7.41%	9,117,005	2,813
8 ZVON ENA ID	610,987,262	2,549,655	1,443,814,800	67,027,687	1.12%	3.16%	215,705	6,140
9 MODRA LINIJA	553,370,119	2,309,444	601,046,505	204,109,821	1.01%	2.86%	2,270,510	2,203
10 INFOND ID 1	522,176,928	2,179,001	0	68,547,161	0.95%	2.70%	451,673	5,702
11 VIPA INVEST	485,402,583	2,025,580	67,677,700	142,039,113	0.89%	2.51%	235,876	3,077
Short-term securities	37,444,250	156,018	0	0	0.07%	-	3,750	3
Total semi-official market	54,698,217,297	228,245,997	59,142,104,802	10,315,537,157	100.00%	-	68,578,368	183,503
Total turnover on BTS system	138,802,826,928	579,204,441	302,044,303,286	22,219,167,220	-	-	75,264,524	255,908

C6) TURNOVER BY SECURITIES ON MARKET MAKER TRADING SEGMENT* IN YEAR 2005

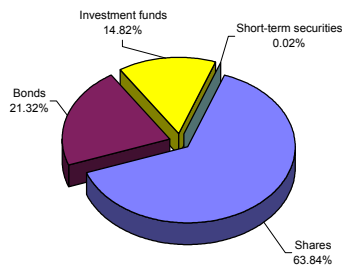
Issue	Total (in SIT)	Total (in EUR)	Share in turnover on market maker segment of individual type of securities	Share in turnover on market maker segment	Volume in pieces	Number of bargains
Total bonds	116,982,436,027	488,279,344	100.00%	54.35%	11,375,401	280
1 REPUBLIKA SLOVENIJA 59 th issue	32,625,782,664	136,177,243	27.89%	15.16%	3,181,803	99
2 REPUBLIKA SLOVENIJA 60 th issue	30,936,565,842	129,129,481	26.45%	14.37%	3,083,505	71
3 REPUBLIKA SLOVENIJA 58 th issue	17,187,971,275	71,741,453	14.69%	7.99%	1,727,765	37
4 REPUBLIKA SLOVENIJA 52 nd issue	10,957,625,000	45,736,970	9.37%	5.09%	1,031,000	7
5 REPUBLIKA SLOVENIJA 54 th issue	8,031,565,960	33,523,732	6.87%	3.73%	707,873	10
6 REPUBLIKA SLOVENIJA 57 th issue	6,276,968,678	26,199,561	5.37%	2.92%	576,586	27
7 REPUBLIKA SLOVENIJA 56 th issue	4,489,615,000	18,739,330	3.84%	2.09%	429,800	17
8 REPUBLIKA SLOVENIJA 55 th issue	3,379,857,152	14,107,222	2.89%	1.57%	331,631	8
9 REPUBLIKA SLOVENIJA 51 st issue	3,096,484,456	12,924,352	2.65%	1.44%	305,438	4
Treasury bills	98,246,446,758	410,077,837	100.00%	45.65%	9,931,802	303
1 6 MONTH TREASURY BILLS 36 th issue	12,028,367,685	50,206,479	12.24%	5.59%	1,217,570	34
2 3 MONTH TREASURY BILLS 88 th issue	9,366,332,991	39,094,264	9.53%	4.35%	939,483	22
3 6 MONTH TREASURY BILLS 37 th issue	7,984,792,300	33,327,690	8.13%	3.71%	811,000	22
4 12 MONTH TREASURY BILLS 30 th issue	6,914,850,219	28,862,269	7.04%	3.21%	700,395	16
5 3 MONTH TREASURY BILLS 89 th issue	6,115,095,430	25,523,997	6.22%	2.84%	615,200	21
6 12 MONTH TREASURY BILLS 28 th issue	5,373,971,252	22,430,366	5.47%	2.50%	538,794	18
7 6 MONTH TREASURY BILLS 35 th issue	5,233,465,818	21,844,299	5.33%	2.43%	525,770	22
8 12 MONTH TREASURY BILLS 33 rd issue	4,425,264,820	18,471,476	4.50%	2.06%	455,300	8
9 3 MONTH TREASURY BILLS 86 th issue	3,679,669,810	15,359,176	3.75%	1.71%	368,338	7
10 1 MONTH TREASURY BILLS 227 th issue	3,651,169,925	15,240,128	3.72%	1.70%	365,600	10
11 12 MONTH TREASURY BILLS 27 th issue	3,540,092,768	14,776,160	3.60%	1.64%	354,568	10
12 12 MONTH TREASURY BILLS 29 th issue	3,088,009,130	12,889,414	3.14%	1.43%	310,400	14
13 12 MONTH TREASURY BILLS 32 nd issue	2,921,455,160	12,194,323	2.97%	1.36%	299,000	7
14 3 MONTH TREASURY BILLS 87 th issue	2,628,478,733	10,971,309	2.68%	1.22%	263,822	10
15 1 MONTH TREASURY BILLS 230 th issue	1,807,821,300	7,545,636	1.84%	0.84%	181,000	7
16 1 MONTH TREASURY BILLS 239 th issue	1,770,494,669	7,389,704	1.80%	0.82%	177,371	4
17 1 MONTH TREASURY BILLS 231 st issue	1,668,169,243	6,962,950	1.70%	0.78%	167,089	7
18 12 MONTH TREASURY BILLS 34 th issue	1,547,056,000	6,457,412	1.57%	0.72%	160,000	2
19 3 MONTH TREASURY BILLS 91 st issue	1,482,565,420	6,188,131	1.51%	0.69%	149,408	9
20 3 MONTH TREASURY BILLS 90 th issue	1,438,036,750	6,002,250	1.46%	0.67%	144,500	11
21 1 MONTH TREASURY BILLS 238 th issue	1,421,878,240	5,934,849	1.45%	0.66%	167,400	8
22 1 MONTH TREASURY BILLS 234 th issue	1,408,158,100	5,877,534	1.43%	0.65%	141,000	5
23 6 MONTH TREASURY BILLS 32 nd issue	1,367,581,643	5,708,523	1.39%	0.64%	136,925	4
24 12 MONTH TREASURY BILLS 31 st issue	1,291,967,256	5,392,929	1.32%	0.60%	131,798	6
25 1 MONTH TREASURY BILLS 224 th issue	1,088,612,800	4,543,676	1.11%	0.51%	109,000	6
26 1 MONTH TREASURY BILLS 225 th issue	958,665,600	4,001,306	0.98%	0.45%	96,000	1
27 1 MONTH TREASURY BILLS 226 th issue	818,843,600	3,417,843	0.83%	0.38%	82,000	6
28 1 MONTH TREASURY BILLS 235 th issue	758,946,999	3,167,996	0.77%	0.35%	75,961	5
29 1 MONTH TREASURY BILLS 236 th issue	729,321,867	3,044,091	0.74%	0.34%	73,110	3
30 1 MONTH TREASURY BILLS 237 th issue	598,888,580	2,499,890	0.61%	0.28%	60,000	4
31 1 MONTH TREASURY BILLS 228 th issue	549,102,500	2,291,994	0.56%	0.26%	55,000	4
32 1 MONTH TREASURY BILLS 229 th issue	399,382,000	1,666,989	0.41%	0.19%	40,000	2
33 1 MONTH TREASURY BILLS 232 nd issue	139,969,200	584,220	0.14%	0.07%	14,000	1
34 1 MONTH TREASURY BILLS 223 rd issue	49,968,950	208,564	0.05%	0.02%	5,000	1
35 1 MONTH TREASURY BILLS 233 rd issue	0	0	0.00%	0.00%	0	0
36 6 MONTH TREASURY BILLS 38 th issue	0	0	0.00%	0.00%	0	0
37 3 MONTH TREASURY BILLS 92 nd issue	0	0	0.00%	0.00%	0	0
Total market maker trading segment*	215,228,882,785	898,357,181	-	100.00%	21,307,203	583

*special segment for trading in securities by Republic of Slovenia.

Structure of turnover by securities in Year 2005



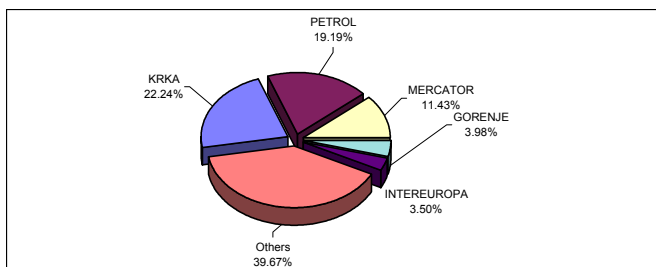
Structure of turnover by securities - all markets - Year 2005



C7) MOST TRADED SECURITIES IN DECEMBER 2005

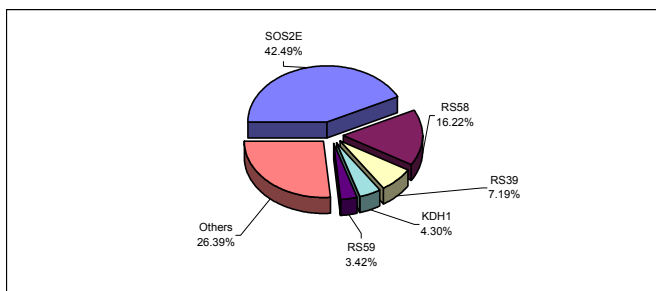
MOST TRADED SHARES

Issuer	Turnover (in SITm) - order book trades only	Market capitalisation as of 31 Dec 2005 (in SITm)	Number of bargains - order book trades only
KRKA	1,802	362,559	1,406
PETROL	1,555	147,586	1,087
MERCATOR	926	118,263	618
GORENJE	322	66,142	573
INTEREUROPA	284	42,379	272
Others	3,215	867,412	10,548
Total	8,104	1,604,341	14,504



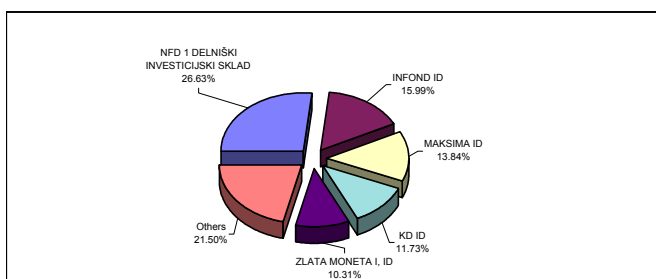
MOST TRADED BONDS

Issuer	Turnover (in SITm) - order book trades only	Market capitalisation as of 31 Dec 2005 (in SITm)	Number of bargains - order book trades only
SLOVENSKA ODŠKODNINSKA DRUŽBA 2 nd issue	1,150	142,464	399
REPUBLIKA SLOVENIJA 58 th issue	439	99,151	959
REPUBLIKA SLOVENIJA 39 th issue	195	12,806	850
KD HOLDING 1 st issue	116	10,302	10
REPUBLIKA SLOVENIJA 59 th issue	93	188,195	50
Others	714	996,490	905
Total	2,707	1,449,407	3,173



MOST TRADED INVESTMENT FUNDS

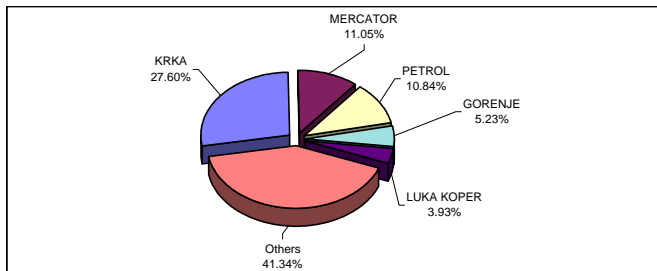
INVESTMENT FUNDS	Turnover (in SITm) - order book trades only	Market capitalisation as of 31 Dec 2005 (in SITm)	Number of bargains - order book trades only
NFD 1 DELNIŠKI INVESTICIJSKI SKLAD	501	48,853	776
INFOND ID	301	18,018	618
MAKSIMA ID	260	17,968	703
KD ID	221	17,676	1,015
ZLATA MONETA I, ID	194	17,454	447
Others	404	36,684	1,831
Total	1,881	156,654	5,390



C8) MOST TRADED SECURITIES IN YEAR 2005

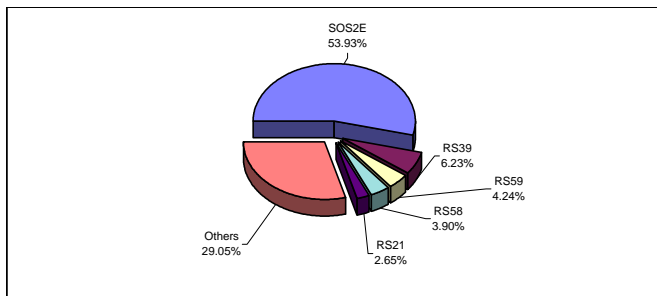
MOST TRADED SHARES

Issuer	Turnover (in SITm) - order book trades only	Market capitalisation as of 31 Dec 2005 (in SITm)	Number of bargains - order book trades only
KRKA	26,689	362,559	16,366
MERCATOR	10,683	118,263	7,018
PETROL	10,481	147,586	8,791
GORENJE	5,061	66,142	5,506
LUKA KOPER	3,802	50,749	3,773
Others	39,975	859,043	137,264
Total	96,690	1,604,341	178,718



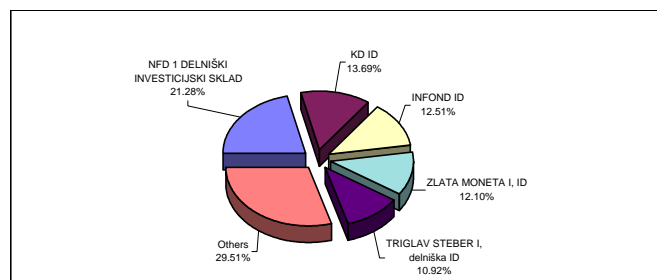
MOST TRADED BONDS

Issuer	Turnover (in SITm) - order book trades only	Market capitalisation as of 31 Dec 2005 (in SITm)	Number of bargains - order book trades only
SLOVENSKA ODŠKODNINSKA DRUŽBA 2 nd issue	12,261	142,464	4,219
REPUBLIKA SLOVENIJA 39 th issue	1,416	12,806	4,937
REPUBLIKA SLOVENIJA 59 th issue	965	188,195	188
REPUBLIKA SLOVENIJA 58 th issue	886	99,151	1,140
REPUBLIKA SLOVENIJA 21 st issue	603	6,275	144
Others	6,604	1,000,517	2,812
Total	22,735	1,449,407	13,440



MOST TRADED INVESTMENT FUNDS

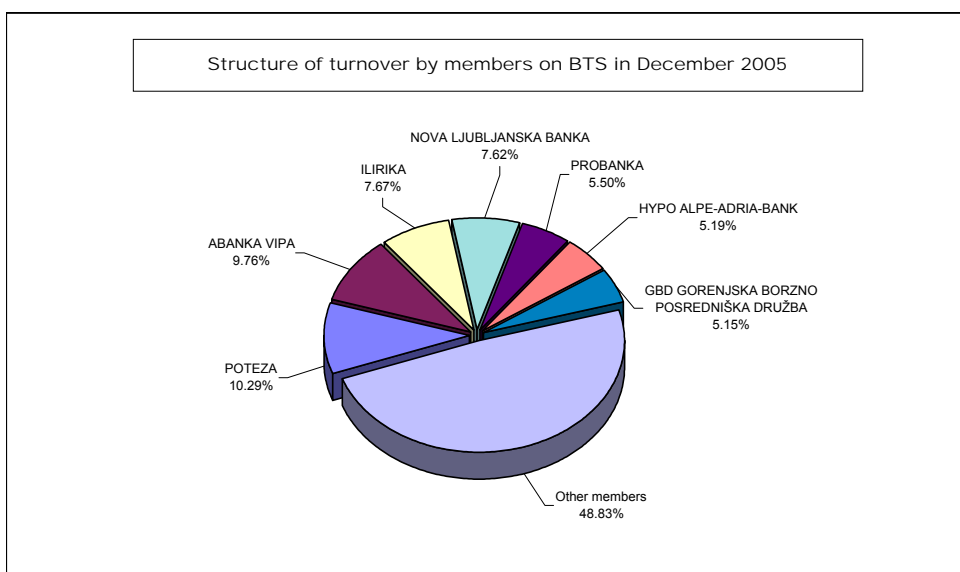
INVESTMENT FUNDS	Turnover (in SITm) - order book trades only	Market capitalisation as of 31 Dec 2005 (in SITm)	Number of bargains - order book trades only
NFD 1 DELNIŠKI INVESTICIJSKI SKLAD	4,115	48,853	9,316
KD ID	2,648	17,676	10,655
INFOND ID	2,419	18,018	7,070
ZLATA MONETA I, ID	2,340	17,454	5,301
TRIGLAV STEBER I, delniška ID	2,112	55,672	4,278
Others	5,707	54,360	27,127
Total	19,340	156,654	63,747



C9) MONTHLY TURNOVER BY LJSE MEMBERS

TURNOVER BY MEMBERS ON BTS IN DECEMBER 2005

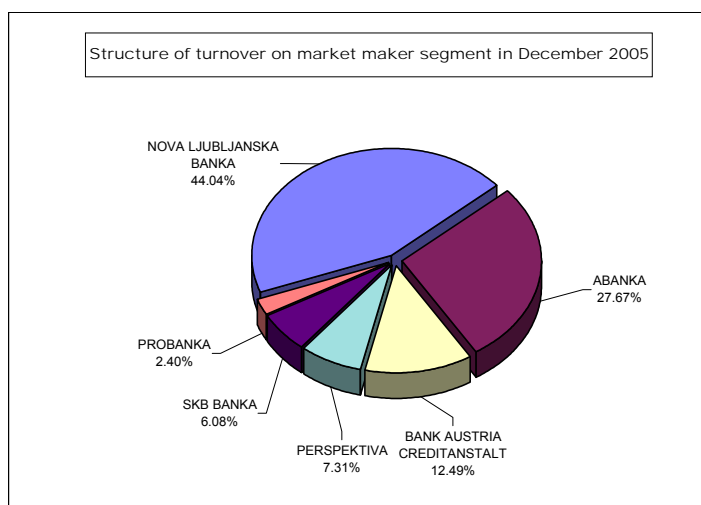
Member	Official market (in SIT)	Semi-official market (in SIT)	Total (in SIT)	Share in turnover
1 POTEZA	1,334,663,269	1,277,969,242	2,612,632,511	10.29%
2 ABANKA VIPA	1,768,670,850	708,376,682	2,477,047,532	9.76%
3 ILIRIKA	1,200,294,422	746,126,300	1,946,420,722	7.67%
4 NOVA LJUBLJANSKA BANKA	1,466,186,338	468,906,957	1,935,093,295	7.62%
5 PROBANKA	768,806,118	626,863,612	1,395,669,730	5.50%
6 HYPO ALPE-ADRIA-BANK	496,597,543	819,861,375	1,316,458,918	5.19%
7 GBD GORENJSKA BORZNO POSREDNIŠKA DRUŽBA	734,388,426	572,709,830	1,307,098,256	5.15%
8 CELJSKA BORZNO-POSREDNIŠKA HIŠA	837,596,236	443,488,867	1,281,085,103	5.05%
9 CERTIUS BPH	370,591,545	874,498,510	1,245,090,055	4.90%
10 DEŽELNA BANKA SLOVENIJE	824,501,860	231,033,652	1,055,535,512	4.16%
11 PERSPEKTIVA BPD	599,645,061	277,678,304	877,323,365	3.46%
12 ARGONOS BPH	348,864,571	473,103,019	821,967,590	3.24%
13 FACTOR BANKA	371,520,588	449,690,812	821,211,400	3.23%
14 PFCI	522,788,220	256,127,990	778,916,210	3.07%
15 MARIBORSKA BPH	468,825,868	300,038,521	768,864,389	3.03%
16 PUBLIKUM	613,703,642	137,364,183	751,067,825	2.96%
17 BANK AUSTRIA CREDITANSTALT	547,783,337	51,582,070	599,365,407	2.36%
18 RAIFFEISEN KREKOVA BANKA	405,642,778	170,225,049	575,867,827	2.27%
19 SKB BANKA	484,132,182	58,270,409	542,402,591	2.14%
20 MEDVEŠEK PUŠNIK	387,660,243	140,788,071	528,448,314	2.08%
21 KD BPD	343,788,020	143,500,778	487,288,798	1.92%
22 PM&A BPD	80,208,703	258,331,702	338,540,405	1.33%
23 MOJA DELNICA BPH	205,040,347	102,572,232	307,612,579	1.21%
24 BANKA KOPER	186,743,974	88,993,815	275,737,789	1.09%
25 VERITAS BH	91,927,549	90,069,135	181,996,684	0.72%
26 B P H	39,609,031	75,565,312	115,174,343	0.45%
27 GORENJSKA BANKA	30,224,846	14,371,653	44,596,499	0.18%
TOTAL	15,530,405,567	9,858,108,082	25,388,513,649	100.00%



TURNOVER ON MARKET MAKERS SEGMENT* IN
DECEMBER 2005

	Market maker	Turnover on market maker segment	Share in turnover
1	NOVA LJUBLJANSKA BANKA	45,463,494,334	44.04%
2	ABANKA	28,565,870,600	27.67%
3	BANK AUSTRIA CREDITANSTALT	12,892,141,915	12.49%
4	PERSPEKTIVA	7,549,971,765	7.31%
5	SKB BANKA	6,274,077,252	6.08%
6	PROBANKA	2,479,583,000	2.40%
	TOTAL	103,225,138,866	100.00%

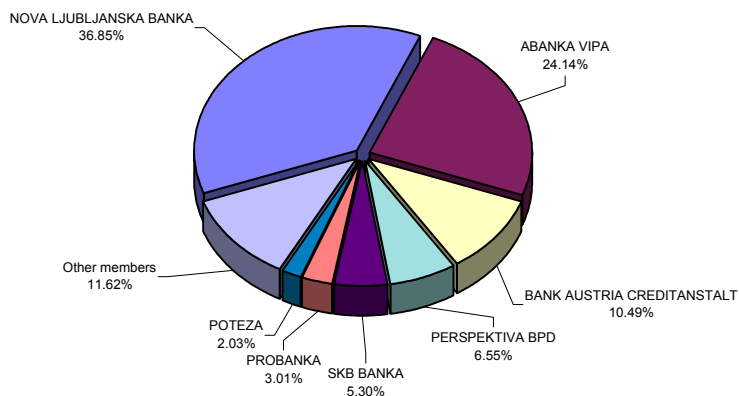
*special segment for trading in securities issued by Republic of Slovenia.



TOTAL TURNOVER BY MEMBERS (BLOCK TRADES EXCLUDED) IN DECEMBER 2005

Member	Turnover with equity securities via BTS	Turnover with debt securities via BTS	Turnover with debt securities on market maker segment	Total (in SIT)	Share in total turnover
1 NOVA LJUBLJANSKA BANKA	1,405,903,426	529,189,869	45,463,494,334	47,398,587,629	36.85%
2 ABANKA VIPA	1,359,927,410	1,117,120,122	28,565,870,600	31,042,918,132	24.14%
3 BANK AUSTRIA CREDITANSTALT	574,873,709	24,491,698	12,892,141,915	13,491,507,322	10.49%
4 PERSPEKTIVA BPD	486,714,731	390,608,634	7,549,971,765	8,427,295,130	6.55%
5 SKB BANKA	329,713,136	212,689,456	6,274,077,252	6,816,479,844	5.30%
6 PROBANKA	1,148,951,032	246,718,698	2,479,583,000	3,875,252,730	3.01%
7 POTEZA	2,396,420,369	216,212,142		2,612,632,511	2.03%
8 ILIRIKA	1,619,511,987	326,908,735		1,946,420,722	1.51%
9 HYPO ALPE-ADRIA-BANK	921,768,322	394,690,596		1,316,458,918	1.02%
10 GBD GORENJSKA BORZNO POSREDNIŠKA DRUŽBA	1,059,709,878	247,388,379		1,307,098,257	1.02%
11 CELJSKA BORZNO-POSREDNIŠKA HIŠA	1,075,803,027	205,282,077		1,281,085,104	1.00%
12 CERTIUS BPH	1,220,409,812	24,680,244		1,245,090,056	0.97%
13 DEŽELNA BANKA SLOVENIJE	936,114,328	119,421,184		1,055,535,512	0.82%
14 ARGONOS BPH	805,940,068	16,027,521		821,967,589	0.64%
15 FACTOR BANKA	249,973,444	571,237,957		821,211,401	0.64%
16 PFCI	752,266,973	26,649,238		778,916,211	0.61%
17 MARIBORSKA BPH	566,084,513	202,779,876		768,864,389	0.60%
18 PUBLIKUM	644,987,471	106,080,355		751,067,826	0.58%
19 RAIFFEISEN KREKOVA BANKA	484,014,566	91,853,261		575,867,827	0.45%
20 MEDVEŠEK PUŠNIK	461,044,776	67,403,539		528,448,315	0.41%
21 KD BPD	395,251,535	92,037,264		487,288,799	0.38%
22 PM&A BPD	293,427,834	45,112,572		338,540,406	0.26%
23 MOJA DELNICA BPH	283,815,940	23,796,638		307,612,578	0.24%
24 BANKA KOPER	251,674,946	24,062,843		275,737,789	0.21%
25 VERITAS BH	139,441,480	42,555,204		181,996,684	0.14%
26 B P H	65,579,753	49,594,589		115,174,342	0.09%
27 GORENJSKA BANKA	40,258,418	4,338,080		44,596,498	0.03%
TOTAL	19,969,582,884	5,418,930,771	103,225,138,866	128,613,652,521	100.00%

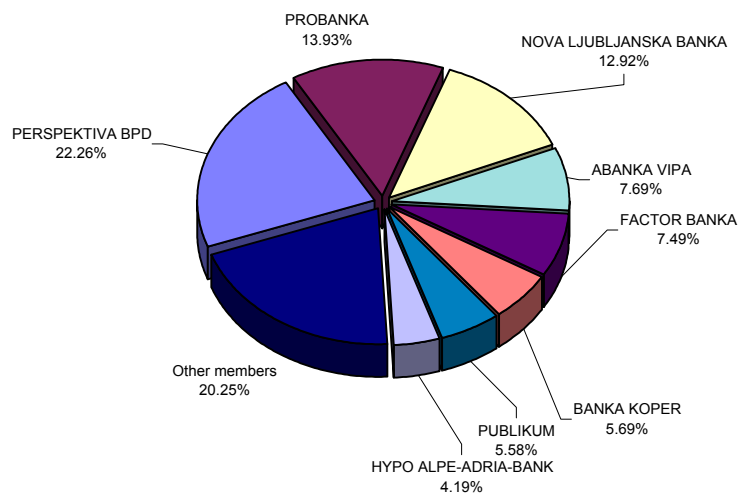
Structure of total turnover by members (block trades excluded) in December 2005



TURNOVER BY MEMBERS WITH BLOCK TRADES IN DECEMBER 2005

Member	Official market (in SIT)	Semi-official market (in SIT)	Total (in SIT)	Share in turnover
1 PERSPEKTIVA BPD	9,234,147,575	0	9,234,147,575	22.26%
2 PROBANKA	3,650,863,404	2,127,029,585	5,777,892,989	13.93%
3 NOVA LJUBLJANSKA BANKA	911,037,958	4,448,873,919	5,359,911,877	12.92%
4 ABANKA VIPA	434,000,000	2,755,738,847	3,189,738,847	7.69%
5 FACTOR BANKA	1,082,810,250	2,023,326,819	3,106,137,069	7.49%
6 BANKA KOPER	540,783,230	1,819,761,300	2,360,544,530	5.69%
7 PUBLIKUM	2,313,901,000	0	2,313,901,000	5.58%
8 HYPO ALPE-ADRIA-BANK	1,432,836,189	307,231,680	1,740,067,869	4.19%
9 MARIBORSKA BPH	469,754,692	1,143,317,543	1,613,072,235	3.89%
10 ARGONOS BPH	0	807,473,314	807,473,314	1.95%
11 DEŽELNA BANKA SLOVENIJE	300,310,123	413,250,000	713,560,123	1.72%
12 RAIFFEISEN KREKOVA BANKA	231,168,658	465,358,200	696,526,858	1.68%
13 POTEZA	531,050,670	149,199,000	680,249,670	1.64%
14 PFCI	462,923,845	187,200,140	650,123,985	1.57%
15 KD BPD	347,232,355	282,150,426	629,382,781	1.52%
16 CELJSKA BORZNO-POSREDNIŠKA HIŠA	568,079,558	0	568,079,558	1.37%
17 BANK AUSTRIA CREDITANSTALT	514,340,000	46,875,000	561,215,000	1.35%
18 SKB BANKA	196,682,355	253,959,856	450,642,211	1.09%
19 ILIRIKA	68,700,000	309,672,665	378,372,665	0.91%
20 GORENJSKA BANKA	0	348,000,000	348,000,000	0.84%
21 GBD GORENJSKA BORZNO POSREDNIŠKA DRUŽBA	0	186,382,548	186,382,548	0.45%
22 VERITAS BH	0	118,598,790	118,598,790	0.29%
TOTAL	23,290,621,862	18,193,399,632	41,484,021,494	100.00%

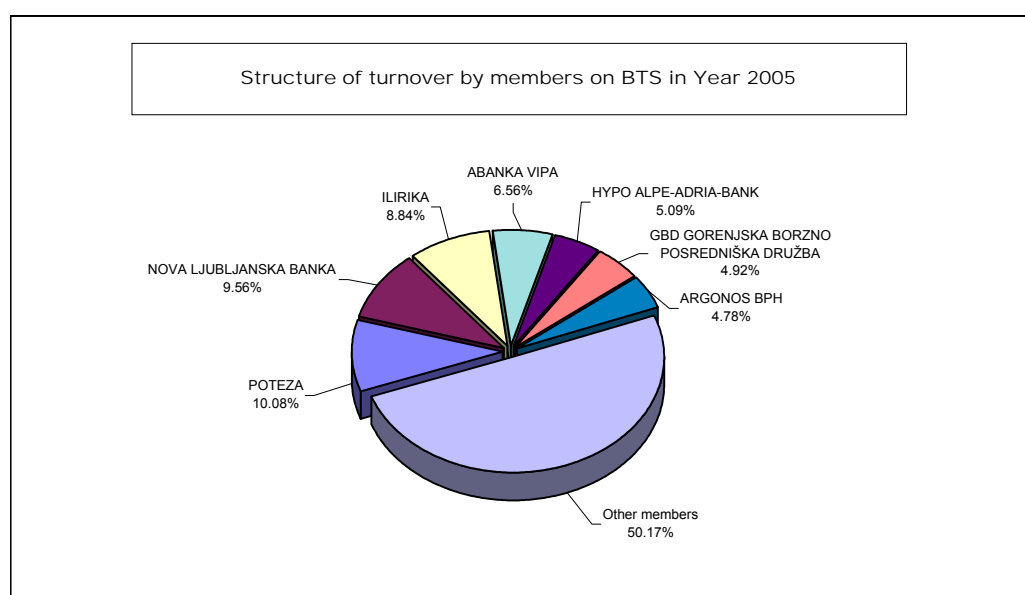
Structure of turnover by members with block trades in December 2005



C10) ANNUALY TURNOVER BY LJSE MEMBERS

TURNOVER BY MEMBERS ON BTS IN YEAR 2005

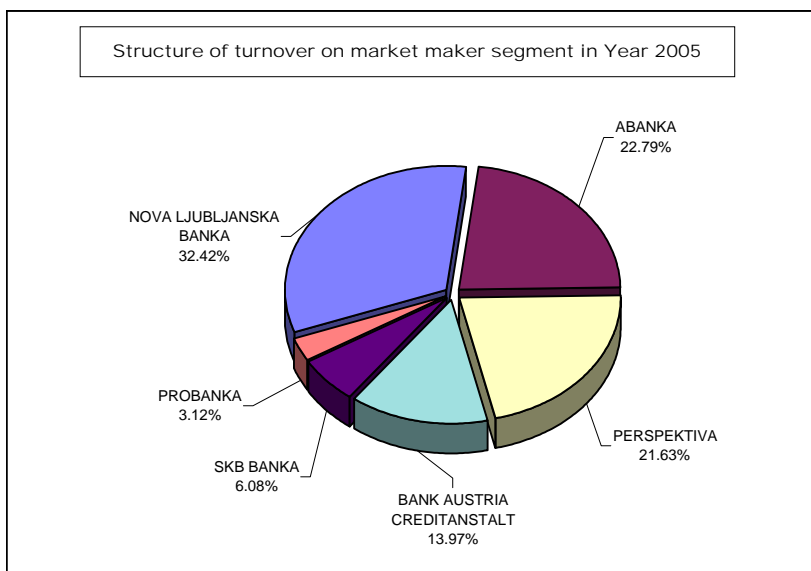
	Member	Official market (in SIT)	Semi-official market (in SIT)	Total (in SIT)	Share in turnover
1	POTEZA	12,931,752,424	15,039,240,187	27,970,992,611	10.08%
2	NOVA LJUBLJANSKA BANKA	17,611,071,249	8,926,772,279	26,537,843,528	9.56%
3	ILIRIKA	15,603,699,851	8,938,071,485	24,541,771,336	8.84%
4	ABANKA VIPA	11,723,126,008	6,489,926,052	18,213,052,060	6.56%
5	HYPO ALPE-ADRIA-BANK	8,789,026,227	5,338,817,444	14,127,843,671	5.09%
6	GBD GORENJSKA BORZNO POSREDNIŠKA DRUŽBA	6,518,848,294	7,145,648,993	13,664,497,287	4.92%
7	ARGONOS BPH	6,678,258,369	6,588,804,991	13,267,063,360	4.78%
8	BANK AUSTRIA CREDITANSTALT	11,198,622,849	1,547,187,159	12,745,810,008	4.59%
9	MARIBORSKA BPH	6,780,553,613	5,385,582,163	12,166,135,776	4.38%
10	PERSPEKTIVA BPD	8,484,744,643	3,070,401,495	11,555,146,138	4.16%
11	CERTIUS BPH	3,895,639,139	7,218,070,815	11,113,709,954	4.00%
12	PROBANKA	5,212,625,334	5,558,080,583	10,770,705,917	3.88%
13	CELJSKA BORZNO-POSREDNIŠKA HIŠA	6,540,088,071	3,403,097,598	9,943,185,669	3.58%
14	FACTOR BANKA	4,075,265,086	4,260,505,323	8,335,770,409	3.00%
15	DEŽELNA BANKA SLOVENIJE	5,559,968,947	2,747,004,106	8,306,973,053	2.99%
16	MEDVEŠEK PUŠNIK	5,499,228,787	2,149,744,198	7,648,972,985	2.76%
17	PFCI	5,029,703,807	2,564,402,043	7,594,105,850	2.74%
18	RAIFFEISEN KREKOVA BANKA	4,528,935,973	2,908,888,402	7,437,824,375	2.68%
19	PUBLIKUM	5,339,579,482	1,428,915,077	6,768,494,559	2.44%
20	KD BPD	3,788,423,476	1,361,955,275	5,150,378,751	1.86%
21	SKB BANKA	4,520,912,091	578,564,024	5,099,476,115	1.84%
22	BANKA KOPER	3,029,733,474	1,007,498,671	4,037,232,145	1.45%
23	PM&A BPD	1,677,133,515	2,124,641,402	3,801,774,917	1.37%
24	MOJA DELNICA BPH	1,390,615,919	1,120,177,174	2,510,793,093	0.90%
25	VERITAS BH	949,188,262	1,279,872,532	2,229,060,794	0.80%
26	B P H	572,737,303	844,397,359	1,417,134,662	0.51%
27	GORENJSKA BANKA	204,848,577	445,056,241	649,904,818	0.23%
	TOTAL	168,134,330,770	109,471,323,071	277,605,653,841	100.00%



TURNOVER ON MARKET MAKERS SEGMENT* IN YEAR 2005

	Market maker	Turnover on market maker segment	Share in turnover
1	NOVA LJUBLJANSKA BANKA	139,549,703,008	32.42%
2	ABANKA	98,091,976,600	22.79%
3	PERSPEKTIVA	93,101,989,675	21.63%
4	BANK AUSTRIA CREDITANSTALT	60,122,536,099	13.97%
5	SKB BANKA	26,162,299,169	6.08%
6	PROBANKA	13,429,261,019	3.12%
	TOTAL	430,457,765,570	100.00%

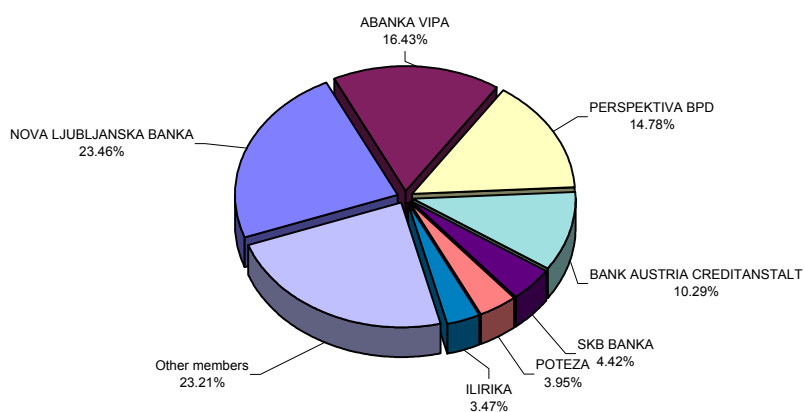
*special segment for trading in securities issued by Republic of Slovenia.



TOTAL TURNOVER BY MEMBERS (BLOCK TRADES EXCLUDED) IN YEAR 2005

Member	Turnover with equity securities via BTS	Turnover with debt securities via BTS	Turnover with debt securities on market maker segment	Total (in SIT)	Share in total turnover
1 NOVA LJUBLJANSKA BANKA	19,199,910,467	7,337,933,061	139,549,703,008	166,087,546,536	23.46%
2 ABANKA VIPA	13,807,556,089	4,405,495,972	98,091,976,600	116,305,028,661	16.43%
3 PERSPEKTIVA BPD	8,812,238,825	2,742,907,313	93,101,989,675	104,657,135,813	14.78%
4 BANK AUSTRIA CREDITANSTALT	11,603,773,099	1,142,036,909	60,122,536,099	72,868,346,107	10.29%
5 SKB BANKA	4,487,475,504	612,000,611	26,162,299,169	31,261,775,284	4.42%
6 POTEZA	25,440,797,163	2,530,195,448		27,970,992,611	3.95%
7 ILIRIKA	21,176,817,854	3,364,953,483		24,541,771,337	3.47%
8 PROBANKA	8,697,773,443	2,072,932,475	13,429,261,019	24,199,966,937	3.42%
9 HYPO ALPE-ADRIA-BANK	10,544,663,837	3,583,179,835		14,127,843,672	2.00%
10 GBD GORENJSKA BORZNO POSREDNIŠKA DRUŽBA	11,891,058,107	1,773,439,181		13,664,497,288	1.93%
11 ARGONOS BPH	12,783,361,345	483,702,015		13,267,063,360	1.87%
12 MARIBORSKA BPH	8,263,326,583	3,902,809,193		12,166,135,776	1.72%
13 CERTIUS BPH	10,734,556,775	379,153,179		11,113,709,954	1.57%
14 CELJSKA BORZNO-POSREDNIŠKA HIŠA	8,691,762,429	1,251,423,239		9,943,185,668	1.40%
15 FACTOR BANKA	4,420,706,264	3,915,064,146		8,335,770,410	1.18%
16 DEŽELNA BANKA SLOVENIJE	7,800,967,079	506,005,973		8,306,973,052	1.17%
17 MEDVEŠEK PUŠNIK	7,048,862,401	600,110,584		7,648,972,985	1.08%
18 PFCI	7,400,750,333	193,355,518		7,594,105,851	1.07%
19 RAIFFEISEN KREKOVA BANKA	6,427,226,394	1,010,597,981		7,437,824,375	1.05%
20 PUBLIKUM	5,953,712,942	814,781,617		6,768,494,559	0.96%
21 KD BPD	4,204,606,918	945,771,833		5,150,378,751	0.73%
22 BANKA KOPER	3,477,694,808	559,537,337		4,037,232,145	0.57%
23 PM&A BPD	3,640,949,298	160,825,619		3,801,774,917	0.54%
24 MOJA DELNICA BPH	2,284,836,683	225,956,411		2,510,793,094	0.35%
25 VERITAS BH	1,663,088,842	565,971,952		2,229,060,794	0.31%
26 B P H	1,215,312,601	201,822,062		1,417,134,663	0.20%
27 GORENJSKA BANKA	386,969,518	262,935,301		649,904,819	0.09%
TOTAL	232,060,755,601	45,544,898,248	430,457,765,570	708,063,419,419	100.00%

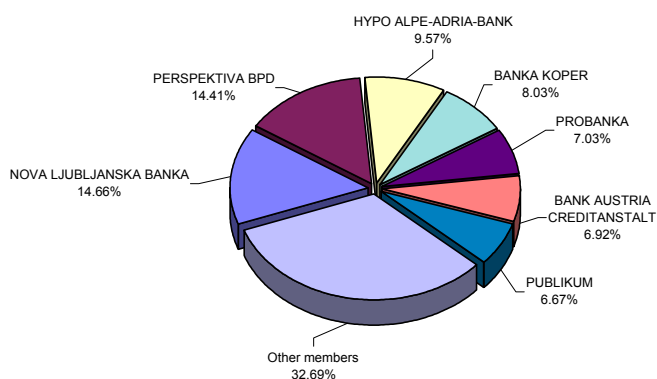
Structure of total turnover by members (block trades excluded) in Year 2005



TURNOVER BY MEMBERS WITH BLOCK TRADES IN YEAR 2005

Member	Official market (in SIT)	Semi-official market (in SIT)	Total (in SIT)	Share in turnover
1 NOVA LJUBLJANSKA BANKA	64,474,958,088	24,100,790,047	88,575,748,135	14.66%
2 PERSPEKTIVA BPD	79,901,748,337	7,172,702,451	87,074,450,788	14.41%
3 HYPO ALPE-ADRIA-BANK	48,987,500,388	8,847,972,415	57,835,472,803	9.57%
4 BANKA KOPER	45,273,677,889	3,236,716,455	48,510,394,344	8.03%
5 PROBANKA	29,319,107,789	13,172,677,595	42,491,785,384	7.03%
6 BANK AUSTRIA CREDITANSTALT	41,093,474,692	721,216,627	41,814,691,319	6.92%
7 PUBLIKUM	39,745,378,796	540,000,000	40,285,378,796	6.67%
8 KD BPD	30,807,987,175	2,351,251,175	33,159,238,350	5.49%
9 ABANKA VIPA	14,792,915,002	15,930,733,730	30,723,648,732	5.09%
10 ILIRIKA	21,379,046,738	7,071,276,980	28,450,323,718	4.71%
11 RAIFFEISEN KREKOVA BANKA	15,401,633,551	4,310,395,812	19,712,029,363	3.26%
12 FACTOR BANKA	12,324,844,259	6,960,196,280	19,285,040,539	3.19%
13 SKB BANKA	14,194,477,184	323,806,521	14,518,283,705	2.40%
14 MARIBORSKA BPH	9,133,483,107	3,832,757,542	12,966,240,649	2.15%
15 DEŽELNA BANKA SLOVENIJE	6,679,894,081	4,365,468,279	11,045,362,360	1.83%
16 GBD GORENJSKA BORZNO POSREDNIŠKA DRUŽBA	1,933,882,000	2,908,005,585	4,841,887,585	0.80%
17 PFCI	2,430,596,823	1,705,829,935	4,136,426,758	0.68%
18 ARGONOS BPH	877,062,500	2,968,560,078	3,845,622,578	0.64%
19 POTEZA	1,574,535,735	1,818,805,445	3,393,341,180	0.56%
20 MEDVEŠEK PUŠNIK	2,802,416,151	537,226,739	3,339,642,890	0.55%
21 CELJSKA BORZNO-POSREDNIŠKA HIŠA	905,493,313	2,369,165,280	3,274,658,593	0.54%
22 GORENJSKA BANKA	1,578,179,869	947,640,000	2,525,819,869	0.42%
23 CERTIUS BPH	30,073,500	1,120,294,260	1,150,367,760	0.19%
24 PM&A BPD	162,030,000	494,459,000	656,489,000	0.11%
25 VERITAS BH	0	476,261,378	476,261,378	0.08%
TOTAL	485,804,396,967	118,284,209,609	604,088,606,576	100.00%

Structure of turnover by members with block trades in Year 2005



C11) TURNOVER IN YEARS 2004 AND 2005

MONTHLY TURNOVER ON OFFICIAL AND SEMI-OFFICIAL MARKET

Year 2004	Number of trading days	Turnover - block trades excluded (in SIT)		average per bargain	Number of bargains - block trades excluded	
		per month	average per day		per month	average per day
December	22	21,385,763,024	972,080,137	670,505	31,895	1,450
TOTAL	255	200,120,895,649			351,760	
AVERAGE 2004	21	16,676,741,304	784,787,826	568,913	29,313	1,379
Year 2005						
January	21	16,678,292,243	794,204,393	692,591	24,081	1,147
February	19	12,139,092,459	638,899,603	484,285	25,066	1,319
March	22	14,402,074,516	654,639,751	543,700	26,489	1,204
April	20	9,598,819,495	479,940,975	477,672	20,095	1,005
May	21	8,016,316,752	381,729,369	378,057	21,204	1,010
June	20	9,131,615,692	456,580,785	510,175	17,899	895
July	21	8,842,621,362	421,077,208	607,991	14,544	693
August	22	6,730,987,838	305,953,993	375,907	17,906	814
September	22	14,370,347,953	653,197,634	662,808	21,681	986
October	20	12,083,951,122	604,197,556	618,548	19,536	977
November	21	14,114,450,662	672,116,698	579,911	24,339	1,159
December	21	12,694,256,825	604,488,420	550,297	23,068	1,098
TOTAL	250	138,802,826,919			255,908	
AVERAGE 2005	21	11,566,902,243	555,211,308	542,393	21,326	1,024

TURNOVER BY SECURITIES ON ALL MARKETS OF LJUBLJANA STOCK EXCHANGE IN YEARS 1996 - 2005

Total turnover and number of bargains

Year	Number of trading days	Turnover - block trades excluded (in SIT)		average per bargain	Number of bargains - block trades excluded	
		per year	average per day		per year	average per day
2005	250	138,802,826,919	555,211,308	542,393	255,908	1,024
2004	255	200,120,895,649	784,787,826	568,913	351,760	1,379
2003	249	163,945,275,779	658,414,762	481,368	340,582	1,368
2002	247	262,021,510,619	1,060,815,832	580,657	451,250	1,827
2001	247	151,205,155,533	612,166,622	474,525	318,645	1,290
2000	249	114,061,732,862	458,079,248	288,556	395,284	1,587
1999	254	135,196,321,286	532,268,981	303,154	445,966	1,756
1998	252	108,453,171,187	430,369,727	457,514	237,049	941
1997	249	79,416,728,827	318,942,686	566,647	140,152	563
1996	240	86,864,908,427	361,937,118	661,813	131,253	547

MONTHLY TURNOVER ON MARKET MAKER SEGMENT*

Year 2005	Number of	Turnover (in SIT)		average	Number of bargains	
Month	trading days	per month	average per day	per bargain	per month	average per day
September	20	68,412,146,558	3,420,607,328	342,060,733	200	10
October	20	42,767,357,688	2,138,367,884	336,750,848	127	6
November	21	52,436,809,108	2,496,990,910	464,042,558	113	5
December	21	51,612,569,433	2,457,741,402	360,927,059	143	7
TOTAL	82	215,228,882,787			583	
AVERAGE 2005	21	53,807,220,697	2,624,742,473	369,174,756	146	7

*special segment for trading in securities issued by Republic of Slovenia.

MONTHLY TURNOVER WITH BLOCK TRADES

Year 2004	Number of	Turnover (in SIT)		average	Number of bargains	
Month	trading days	per month	average per day	per bargain	per month	average per day
December	22	29,995,956,878	1,363,452,585	178,547,362	168	8
TOTAL	255	196,531,035,743			1,308	
AVERAGE 2004	21	16,377,586,312	770,709,944	150,253,085	109	5
Year 2005						
January	21	12,890,376,416	613,827,448	144,835,690	89	4
February	19	33,076,400,449	1,740,863,182	348,172,636	95	5
March	22	15,558,118,253	707,187,193	169,109,981	92	4
April	20	23,457,838,233	1,172,891,912	227,746,002	103	5
May	21	27,958,717,629	1,331,367,506	220,147,383	127	6
June	20	41,405,483,088	2,070,274,154	276,036,554	150	8
July	21	19,034,997,144	906,428,435	158,624,976	120	6
August	22	28,409,343,779	1,291,333,808	244,908,136	116	5
September	22	16,361,452,130	743,702,370	127,823,845	128	6
October	20	10,893,402,911	544,670,146	119,707,724	91	5
November	21	52,256,162,509	2,488,388,691	398,902,004	131	6
December	21	20,742,010,746	987,714,797	157,136,445	132	6
TOTAL	250	302,044,303,287			1,374	
AVERAGE 2005	21	25,170,358,607	1,208,177,213	219,828,459	115	5

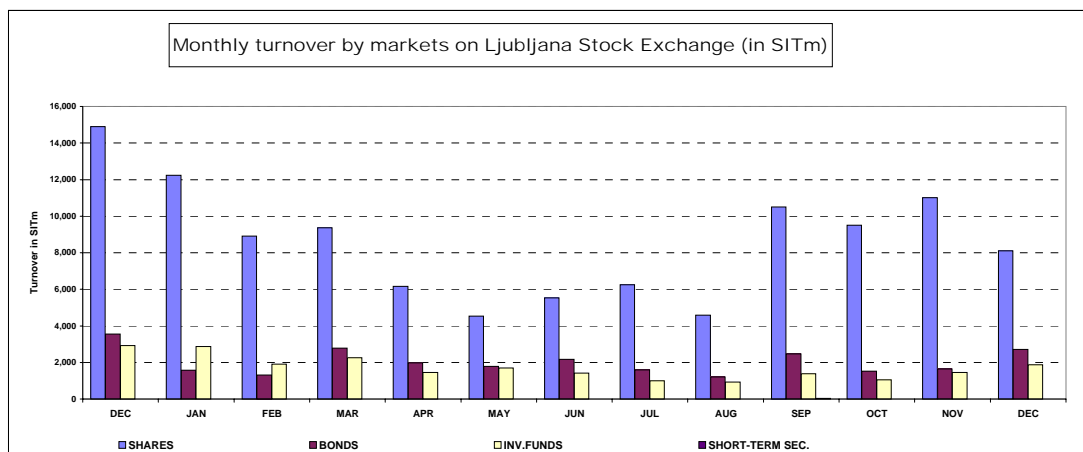
STRUCTURE OF TURNOVER

MONTHLY TURNOVER (BLOCK AND TUVL TRADES EXCLUDED) BY MARKETS ON LJUBLJANA STOCK EXCHANGE (in SIT)

YEAR 2004	OFFICIAL MARKET		SEMI-OFFICIAL MARKET		INVESTMENT FUNDS	SHORT-TERM SECURITIES	TOTAL
	SHARES	BONDS	SHARES	BONDS			
December	11,658,171,511	1,818,584,157	3,243,110,522	1,735,984,292	2,929,912,542	0	21,385,763,024
TOTAL 2004	106,074,169,180	13,755,958,285	29,883,616,471	14,107,073,022	36,300,078,691	0	200,120,895,649
Year 2005							
January	9,821,149,025	654,978,123	2,411,623,773	917,577,327	2,872,963,995	0	16,678,292,243
February	6,996,703,902	596,533,292	1,913,937,981	717,291,796	1,914,625,487	0	12,139,092,458
March	7,243,251,790	749,583,590	2,118,109,883	2,030,835,109	2,260,294,144	0	14,402,074,516
April	4,713,076,306	739,993,982	1,446,988,930	1,242,339,054	1,456,421,222	0	9,598,819,494
May	3,125,319,635	760,298,496	1,408,085,670	1,017,114,811	1,705,498,140	0	8,016,316,752
June	4,083,415,595	1,152,762,052	1,449,428,128	1,024,117,993	1,421,891,924	0	9,131,615,692
July	4,640,046,854	753,074,754	1,613,873,549	833,740,931	1,001,885,275	0	8,842,621,363
August	3,316,597,466	432,873,509	1,265,993,437	782,020,445	933,502,985	0	6,730,987,842
September	8,120,618,373	724,155,381	2,374,463,534	1,736,098,198	1,380,062,970	34,949,500	14,370,347,956
October	8,011,999,866	421,740,758	1,496,280,324	1,099,162,692	1,054,767,483	0	12,083,951,123
November	8,743,365,724	500,424,128	2,271,814,570	1,141,317,814	1,457,528,426	0	14,114,450,662
December	6,475,634,948	1,289,567,838	1,628,281,436	1,417,402,797	1,880,875,061	2,494,750	12,694,256,830
Total 2005	75,291,179,484	8,775,985,903	21,398,881,215	13,959,018,967	19,340,317,112	37,444,250	138,802,826,931

MONTHLY TURNOVER (BLOCK AND TUVL TRADES EXCLUDED) BY SECURITIES ON LJUBLJANA STOCK EXCHANGE (in SIT)

YEAR 2004	SHARES	BONDS	INVESTMENT FUNDS	SHORT-TERM SECURITIES	TOTAL
December	14,901,282,033	3,554,568,449	2,929,912,542	0	21,385,763,024
TOTAL 2004	135,957,785,651	27,863,031,307	36,300,078,691	0	200,120,895,649
Year 2005					
January	12,232,772,798	1,572,555,450	2,872,963,995	0	16,678,292,243 SIT
February	8,910,641,883	1,313,825,088	1,914,625,487	0	12,139,092,458 SIT
March	9,361,361,673	2,780,418,699	2,260,294,144	0	14,402,074,516 SIT
April	6,160,065,236	1,982,333,036	1,456,421,222	0	9,598,819,494 SIT
May	4,533,405,305	1,777,413,307	1,705,498,140	0	8,016,316,752 SIT
June	5,532,843,723	2,176,880,045	1,421,891,924	0	9,131,615,692 SIT
July	6,253,920,403	1,586,815,685	1,001,885,275	0	8,842,621,363 SIT
August	4,582,590,903	1,214,893,954	933,502,985	0	6,730,987,842 SIT
September	10,495,081,907	2,460,253,579	1,380,062,970	34,949,500	14,370,347,956 SIT
October	9,508,280,190	1,520,903,450	1,054,767,483	0	12,083,951,123 SIT
November	11,015,180,294	1,641,741,942	1,457,528,426	0	14,114,450,662 SIT
December	8,103,916,384	2,706,970,635	1,880,875,061	2,494,750	12,694,256,830 SIT
Total 2005	96,690,060,699	22,735,004,870	19,340,317,112	37,444,250	138,802,826,931 SIT



D) MARKET CAPITALISATION

MARKET CAPITALISATION - OFFICIAL MARKET (in SIT)

	31 Dec 2003	31 Dec 2004	30 Nov 2005	31 Dec 2005	Index 31 Dec 2005 / 30 Nov 2005	Index 31 Dec 2005 / 31 Dec 2004	Index 31 Dec 2005 / 31 Dec 2003	Share
SHARES	978,082,384,866	1,232,947,810,739	1,186,888,410,057	1,183,006,722,568	100	96	121	50.25%
PRIME MARKET SHARES			785,429,661,745	821,498,858,431	105	-	-	69.44%
OTHER SHARES			401,458,748,312	361,507,864,136	90	-	-	30.56%
Banks	2,446,156,000	2,560,000,000	2,476,468,750	2,575,527,500	104	101	105	0.22%
Companies	975,636,228,866	1,230,387,810,739	1,184,411,941,307	1,180,431,195,068	100	96	121	99.78%
BONDS	718,041,247,391	891,837,016,901	1,123,577,418,437	1,171,405,452,059	104	131	163	49.75%
State	597,558,851,786	757,866,753,249	983,782,139,949	1,006,419,625,223	102	133	168	85.92%
Banks	102,457,923,187	116,709,266,668	126,697,730,573	152,171,888,403	120	130	149	12.99%
Companies	18,024,472,417	17,260,996,984	13,097,547,915	12,813,938,433	98	74	71	1.09%
TOTAL	1,696,123,632,257	2,124,784,827,640	2,310,465,828,494	2,354,412,174,626	102	111	139	100.00%

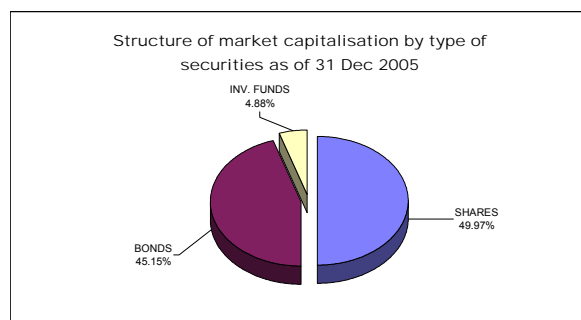
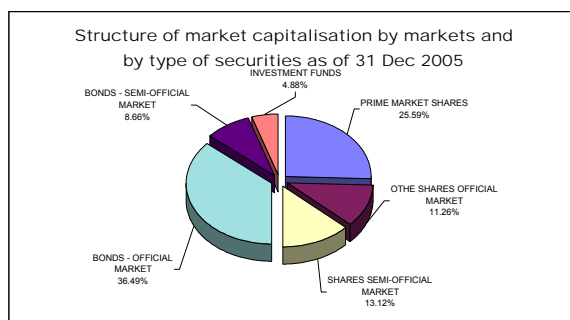
MARKET CAPITALISATION - SEMI-OFFICIAL MARKET (in SIT)

	31 Dec 2003	31 Dec 2004	30 Nov 2005	31 Dec 2005	Index 31 Dec 2005 / 30 Nov 2005	Index 31 Dec 2005 / 31 Dec 2004	Index 31 Dec 2005 / 31 Dec 2003	Share
SHARES	361,600,575,085	472,880,948,071	425,367,093,147	421,334,673,581	99	89	117	49.22%
Companies	361,600,575,085	472,880,948,071	425,367,093,147	421,334,673,581	99	89	117	100.00%
BONDS	157,270,201,206	214,735,283,245	270,133,084,528	278,001,981,364	103	129	177	32.48%
State	132,561,415,045	137,373,342,977	142,858,768,064	143,922,579,495	101	105	109	51.77%
Banks	20,521,003,185	50,774,141,280	67,807,322,578	64,354,458,618	95	127	314	23.15%
Companies	4,187,782,977	19,395,514,987	51,654,479,224	61,912,431,850	120	319	1478	22.27%
Insurance companies		7,192,284,000	7,812,514,662	7,812,511,401	100	-	-	2.81%
INVESTMENT FUNDS	226,996,572,939	237,376,322,682	157,767,609,910	156,653,701,928	99	66	69	18.30%
TOTAL *	745,867,349,231	924,992,553,998	853,267,787,586	855,990,356,873	100	93	115	-
TOTAL SHARES	1,339,682,959,951	1,705,828,758,811	1,612,255,503,204	1,604,341,396,148	100	94	120	-
TOTAL BONDS	875,311,448,597	1,106,572,300,145	1,393,710,502,966	1,449,407,433,422	104	131	166	-
INVESTMENT FUNDS	226,996,572,939	237,376,322,682	157,767,609,910	156,653,701,928	99	66	69	-
TOTAL CAPITALISATION (SHARES)	1,339,682,959,951	1,705,828,758,811	1,612,255,503,204	1,604,341,396,148	100	94	120	-

On 31 Dec 2005, the total market capitalisation of all shares traded, without investment funds, on the Ljubljana Stock Exchange (SIT 1,604.34 billion) corresponded to 25.9 % of GDP in 2004 - SIT 6,191 billion (at current prices; as reported by the Statistical Office of the Republic of Slovenia).

EXCHANGE RATES:

1USD=189.3674 SIT as of 31 Dec 2003	1USD=176.2427 SIT as of 31 Dec 2004	1USD=202.7026 SIT as of 30 Nov 2005	1USD=202.4297 SIT as of 31 Dec 2005
1EUR=236.6903 SIT as of 31 Dec 2003	1EUR=239.7430 SIT as of 31 Dec 2004	1EUR=239.5742 SIT as of 30 Nov 2005	1EUR=239.5756 SIT as of 31 Dec 2005



D1) MARKET CAPITALISATION OF SHARES - OFFICIAL MARKET

Issue	Number of shares traded	Number of issued shares	Share of traded shares	Price as of 30 Dec 2005	Market capitalisation as of 31 Dec 2005 (in SIT)	Market capitalisation as of 31 Dec 2005 (in EUR)	Market capitalisation as of 31 Dec 2005 (in USD)
Common shares	-	-	-	-	1,180,431,195,068	4,927,176,203	5,831,314,254
PRIME MARKET SHARES					821,498,858,431	3,428,975,482	4,058,193,330
1 KRKA	3,542,612	3,542,612	100.00%	102,342 SIT	362,558,918,383	1,513,338,246	1,791,036,189
2 PETROL	2,086,301	2,086,301	100.00%	70,741 SIT	147,586,351,425	616,032,482	729,074,594
3 MERCATOR	3,208,504	3,208,504	100.00%	36,859 SIT	118,262,890,637	493,634,955	584,217,092
4 GORENJE	12,200,000	12,200,000	100.00%	5,421 SIT	66,141,690,000	276,078,574	326,739,061
5 MERKUR	1,214,585	1,214,585	100.00%	36,258 SIT	44,038,289,326	183,817,924	217,548,558
6 INTEREUROPA	7,902,413	7,902,413	100.00%	5,363 SIT	42,379,376,533	176,893,542	209,353,551
7 DROGA KOLINSKA	14,382,915	14,382,915	100.00%	2,818 SIT	40,531,342,128	169,179,758	200,224,286
OTHER SHARES					358,932,336,636	1,498,200,721	1,773,120,924
1 SAVA	2,006,987	2,006,987	100.00%	43,215 SIT	86,731,120,340	362,019,840	428,450,570
2 PIVOVARNA LAŠKO	8,576,801	8,576,801	100.00%	7,429 SIT	63,714,653,125	265,948,006	314,749,531
3 LUKA KOPER	7,140,000	7,140,000	100.00%	7,108 SIT	50,748,692,400	211,827,467	250,697,859
4 ISTRABENZ	5,180,000	5,180,000	100.00%	8,099 SIT	41,952,820,000	175,113,075	207,246,368
5 TERME ČATEŽ	597,916	597,916	100.00%	34,007 SIT	20,333,478,891	84,872,912	100,447,113
6 DELO	667,464	667,464	100.00%	30,000 SIT	20,023,920,000	83,580,799	98,917,896
7 AERODROM	1,936,229	1,936,229	100.00%	10,119 SIT	19,591,907,397	81,777,557	96,783,759
8 SALUS	134,980	134,980	100.00%	122,900 SIT	16,589,042,000	69,243,454	81,949,645
9 ETOL	254,619	254,619	100.00%	47,467 SIT	12,086,000,073	50,447,542	59,704,678
10 ŽITO	353,715	353,715	100.00%	28,715 SIT	10,156,901,465	42,395,392	50,174,957
11 COMET	1,700,688	1,700,688	100.00%	2,700 SIT	4,591,857,600	19,166,633	22,683,715
12 MLINOTEST	2,389,177	2,389,177	100.00%	1,420 SIT	3,392,631,340	14,161,005	16,759,553
13 DELO PRODAJA	593,549	593,549	100.00%	5,449 SIT	3,234,248,501	13,499,908	15,977,144
14 KOMPAS MTS	2,973,005	2,973,005	100.00%	900 SIT	2,675,704,500	11,168,518	13,217,944
15 EMONA OBALA KOPER	1,741,456	1,741,456	100.00%	909 SIT	1,582,983,504	6,607,449	7,819,917
16 GEODETSKI ZAVOD SLOVENIJE	379,820	379,820	100.00%	2,200 SIT	835,604,000	3,487,851	4,127,873
17 NIKA	186,695	186,695	100.00%	3,700 SIT	690,771,500	2,883,313	3,412,402
Preferred shares	-	-	-	-	2,575,527,500	10,750,375	12,723,071
1 PROBANKA	396,235	400,000	99.06%	6,500 SIT	2,575,527,500	10,750,375	12,723,071
TOTAL SHARES	-	-	-	-	1,183,006,722,568	4,937,926,578	5,844,037,325

EXCHANGE RATES			
	1 USD=	202.4297	SIT as of 30 Dec 2005
	1 EUR=	239.5756	SIT as of 30 Dec 2005

MARKET CAPITALISATION OF SHARES - SEMI-OFFICIAL MARKET

Issue	Number of shares traded	Number of issued shares	Share of traded shares	Price as of 30 Dec 2005	Market capitalisation as of 31 Dec 2005 (in SIT)	Market capitalisation as of 31 Dec 2005 (in EUR)	Market capitalisation as of 31 Dec 2005 (in USD)
Common shares	-	-	-	-	417,375,892,581	1,742,146,916	2,061,831,305
1 HELIOS, DOMŽALE	219,861	219,861	100.00%	208,008 SIT	45,732,776,532	190,890,794	225,919,302
2 KD HOLDING	2,675,640	2,675,640	100.00%	12,180 SIT	32,589,295,200	136,029,275	160,990,681
3 KD GROUP	186,436	186,436	100.00%	127,500 SIT	23,770,590,000	99,219,578	117,426,395
4 ZVON ENA HOLDING	12,431,743	12,431,743	100.00%	1,900 SIT	23,620,311,700	98,592,309	116,684,023
5 NFD HOLDING	31,859,997	31,859,997	100.00%	710 SIT	22,607,216,671	94,363,602	111,679,347
6 LESNINA	76,495	76,495	100.00%	263,515 SIT	20,157,577,630	84,138,692	99,578,163
7 CINKARNA CELJE	812,477	814,626	99.74%	24,665 SIT	20,039,566,460	83,646,108	98,995,189
8 JUTEKS	641,432	641,432	100.00%	27,579 SIT	17,689,854,284	73,838,297	87,387,643
9 INFOND HOLDING	16,833,414	16,833,414	100.00%	891 SIT	14,993,858,518	62,585,082	74,069,460
10 ISKRA AVTOELEKTRIKA	1,608,313	1,608,313	100.00%	9,170 SIT	14,748,101,545	61,559,280	72,855,424
11 AKTIVA NALOŽBE	13,591,508	13,591,508	100.00%	950 SIT	12,911,932,600	53,895,024	63,784,774
12 TRIGLAV, FINANČNA DRUŽBA	6,356,989	6,356,989	100.00%	1,752 SIT	11,137,444,728	46,488,226	55,018,827
13 BELINKA	2,702,532	2,702,532	100.00%	3,900 SIT	10,539,874,800	43,993,941	52,066,840
14 DZS	1,429,368	1,686,384	84.76%	5,500 SIT	7,861,524,000	32,814,377	38,835,823
15 VIPA HOLDING	7,347,565	7,347,565	100.00%	975 SIT	7,162,406,362	29,896,226	35,382,191
16 CETIS	200,000	200,000	100.00%	30,999 SIT	6,199,800,000	25,878,261	30,626,929
17 ZVON DVA HOLDING	14,120,934	14,120,934	100.00%	387 SIT	5,469,884,994	22,831,561	27,021,158
18 GRAND HOTEL UNION	1,814,613	1,814,613	100.00%	3,000 SIT	5,443,839,000	22,722,844	26,892,492
19 MAKSIMA HOLDING	6,399,850	6,399,850	100.00%	830 SIT	5,312,515,485	22,174,693	26,243,755
20 TRIGLAV NALOŽBE	13,182,366	13,182,366	100.00%	380 SIT	5,009,299,080	20,909,054	24,745,870
21 ETRA 33	45,423	45,423	100.00%	99,899 SIT	4,537,730,446	18,940,704	22,416,327
22 KS2 NALOŽBE	4,353,967	4,353,967	100.00%	981 SIT	4,271,241,627	17,828,367	21,099,876
23 ZLATA MONETA II	8,232,861	8,232,861	100.00%	494 SIT	4,064,728,133	16,966,369	20,079,702
24 MEDALJON	1,734,000	1,734,000	100.00%	2,285 SIT	3,962,190,000	16,538,370	19,573,165
25 HOTELI PALACE	2,346,102	2,346,102	100.00%	1,600 SIT	3,753,763,200	15,668,387	18,543,540
26 SATURNUS EMBALAŽA	84,064	84,064	100.00%	43,000 SIT	3,614,752,000	15,088,148	17,856,826
27 SWATY	288,940	288,940	100.00%	12,000 SIT	3,467,280,000	14,472,592	17,128,317
28 SLOVENIJALES	273,377	273,604	99.92%	12,450 SIT	3,403,543,650	14,206,554	16,813,460
29 MAKSIMA INVEST	7,451,949	7,451,949	100.00%	450 SIT	3,353,377,050	13,997,156	16,565,638
30 TOVARNA SLADKORJA ORMOŽ	497,163	497,163	100.00%	6,499 SIT	3,231,062,337	13,486,609	15,961,405
31 TOSAMA	295,670	295,670	100.00%	10,600 SIT	3,134,102,000	13,081,891	15,482,422
32 JATA EMONA	3,197,534	3,197,534	100.00%	900 SIT	2,877,780,600	12,011,994	14,216,198
33 MARINA PORTOROŽ	313,932	313,932	100.00%	9,000 SIT	2,825,388,000	11,793,304	13,957,379
34 GORENJSKI TISK	1,070,328	1,070,328	100.00%	2,598 SIT	2,780,712,144	11,606,825	13,736,681
35 MITOL, SEŽANA	687,627	687,627	100.00%	4,000 SIT	2,750,508,000	11,480,752	13,587,473
36 LIV POSTOJNA	161,600	161,600	100.00%	17,000 SIT	2,747,200,000	11,466,944	13,571,131
37 NAMA	953,795	953,795	100.00%	2,500 SIT	2,384,487,500	9,952,965	11,779,336
38 HRAM HOLDING	4,346,667	4,346,667	100.00%	542 SIT	2,355,893,514	9,833,612	11,638,082
39 LIP BLEJ	1,942,454	1,942,454	100.00%	1,200 SIT	2,330,944,800	9,729,475	11,514,836
40 MIP	1,478,742	1,478,742	100.00%	1,550 SIT	2,292,050,100	9,567,127	11,322,697
41 POM-INVEST	2,241,983	2,241,983	100.00%	1,005 SIT	2,253,417,113	9,405,871	11,131,850
42 COLOR	950,391	950,391	100.00%	2,200 SIT	2,090,860,200	8,727,350	10,328,821
43 PLAMA - PUR	686,798	686,798	100.00%	2,849 SIT	1,956,687,502	8,167,307	9,666,010
44 INFOND HOLDING 1	3,777,004	3,777,004	100.00%	497 SIT	1,875,395,796	7,827,992	9,264,430
45 MODRA LINIJA HOLDING	1,882,991	1,882,991	100.00%	935 SIT	1,760,596,585	7,348,814	8,697,323
46 MEDVEŠEK PUŠNIK	80,000	80,000	100.00%	22,000 SIT	1,760,000,000	7,346,324	8,694,376
47 MELAMIN	349,913	349,913	100.00%	4,700 SIT	1,644,591,100	6,864,602	8,124,258
48 VIZIJA HOLDING	2,277,503	2,277,503	100.00%	600 SIT	1,366,501,800	5,703,844	6,750,501
49 HIDROTEHNIK	384,472	384,472	100.00%	3,000 SIT	1,153,416,000	4,814,413	5,697,860
50 RTC KRVAVEC	1,155,734	1,155,734	100.00%	990 SIT	1,144,176,660	4,775,848	5,652,217
51 MERCATA	2,891,874	2,891,874	100.00%	395 SIT	1,142,290,230	4,767,974	5,642,898
52 VIZIJA HOLDING ENA	2,129,725	2,129,725	100.00%	530 SIT	1,128,754,250	4,711,474	5,576,031
53 NIKO	35,875	35,875	100.00%	30,000 SIT	1,076,250,000	4,492,319	5,316,661
54 GORIŠKE OPEKARNE	523,634	523,634	100.00%	2,000 SIT	1,047,268,000	4,371,347	5,173,490
55 GOZDNO GOSPODARSTVO BLEJ	611,900	611,900	100.00%	1,700 SIT	1,040,230,000	4,341,970	5,138,722
56 M1	2,681,638	2,681,638	100.00%	378 SIT	1,014,463,655	4,234,420	5,011,437
57 ALPETOUR POTOVALNA AGENCIJA	374,340	385,831	97.02%	2,700 SIT	1,010,680,566	4,218,629	4,992,748

Issue	Number of shares traded	Number of issued shares	Share of traded shares	Price as of 30 Dec 2005	Market capitalisation as of 31 Dec 2005 (in SIT)	Market capitalisation as of 31 Dec 2005 (in EUR)	Market capitalisation as of 31 Dec 2005 (in USD)
58 GEA	1,254,960	1,254,960	100.00%	700 SIT	878,472,000	3,666,784	4,339,640
59 FINIRA	2,179,206	2,179,206	100.00%	400 SIT	871,682,400	3,638,444	4,306,099
60 TERME DOBRNA	692,542	692,542	100.00%	1,222 SIT	846,286,324	3,532,440	4,180,643
61 VELANA	1,409,645	1,409,645	100.00%	597 SIT	841,558,065	3,512,704	4,157,286
62 JADRAN	165,302	165,302	100.00%	4,600 SIT	760,389,200	3,173,901	3,756,312
63 ŽITO INTES	2,518,194	2,518,194	100.00%	300 SIT	755,458,200	3,153,319	3,731,953
64 IMP KLIMAT	353,900	353,900	100.00%	2,100 SIT	743,190,000	3,102,111	3,671,349
65 JAVOR PIVKA	1,194,700	1,194,700	100.00%	621 SIT	742,028,170	3,097,261	3,665,609
66 KRONA HOLDING	1,287,121	1,287,121	100.00%	560 SIT	720,787,760	3,008,603	3,560,882
67 TRDNJAVA HOLDING	2,593,123	2,593,123	100.00%	275 SIT	712,849,513	2,975,468	3,521,467
68 INTERTRADE ITA	69,531	69,531	100.00%	9,702 SIT	674,589,762	2,815,770	3,332,464
69 IMP ČRPALKE LJUBLJANA	333,034	333,034	100.00%	2,000 SIT	666,068,000	2,780,200	3,290,367
70 FOND INVEST	595,241	595,241	100.00%	1,100 SIT	654,765,100	2,733,021	3,234,531
71 KOŠAKI TMI	43,236	43,236	100.00%	15,000 SIT	648,540,000	2,707,037	3,203,779
72 POM-NALOŽBE	2,296,500	2,296,500	100.00%	270 SIT	620,055,000	2,588,139	3,063,063
73 ŽELEZARNA RAVNE - MONTER DRAVOGRAD	336,225	336,225	100.00%	1,500 SIT	504,337,500	2,105,129	2,491,420
74 ELMO	708,000	708,000	100.00%	650 SIT	460,200,000	1,920,897	2,273,382
75 INLES	712,410	712,410	100.00%	600 SIT	427,446,000	1,784,180	2,111,578
76 INTARA	101,000	101,000	100.00%	4,000 SIT	404,000,000	1,686,315	1,995,755
77 LESNINA EMMI	689,490	689,490	100.00%	580 SIT	399,904,200	1,669,219	1,975,521
78 AGROKOMBINAT MARIBOR	453,956	499,291	90.92%	850 SIT	385,862,600	1,610,609	1,906,156
79 TRDNJAVA I HOLDING	891,750	891,750	100.00%	350 SIT	312,112,500	1,302,772	1,541,832
80 GEA COLLEGE	248,200	248,200	100.00%	1,220 SIT	302,804,000	1,263,918	1,495,848
81 MK TISKARNA	103,954	103,954	100.00%	2,620 SIT	272,359,480	1,136,841	1,345,452
82 TEKSTINA	1,127,293	1,127,293	100.00%	201 SIT	226,698,622	946,251	1,119,888
83 ZDRAVILIŠČE ROGAŠKA	900,462	961,898	93.61%	250 SIT	225,115,500	939,643	1,112,068
84 CREINA	38,880	38,880	100.00%	5,350 SIT	208,008,000	868,235	1,027,557
85 LIZ INŽENIRING	123,846	123,846	100.00%	1,460 SIT	180,815,160	754,731	893,224
86 CAPITA	315,963	315,963	100.00%	550 SIT	173,779,650	725,365	858,469
87 SIJAJ HRASTNIK	26,880	26,880	100.00%	2,101 SIT	56,474,880	235,729	278,985
88 JELEN GOSTINSKO PODJETJE	67,798	67,798	100.00%	800 SIT	54,238,400	226,394	267,937
89 AVTOPREVOZNIŠTVO IN SERVISI	308,696	308,696	100.00%	106 SIT	32,752,646	136,711	161,798
90 EGOLES - V LIKVIDACIJI	51,399	51,399	100.00%	200 SIT	10,279,800	42,908	50,782
Preferred shares	-	-	-	-	3,958,781,000	16,524,141	19,556,325
1 PRVA POKOJNINSKA DRUŽBA	170,000	170,000	100.00%	14,000 SIT	2,380,000,000	9,934,234	11,757,168
2 KD HOLDING	266,413	266,413	100.00%	5,800 SIT	1,545,195,400	6,449,719	7,633,245
3 ZDRAVILIŠČE ROGAŠKA	27,988	30,000	93.29%	1,200 SIT	33,585,600	140,188	165,912
TOTAL SHARES					421,334,673,581	1,758,671,057	2,081,387,630

EXCHANGE RATES	1 USD=	202.4297 SIT as of 30 Dec 2005
	1 EUR=	239.5756 SIT as of 30 Dec 2005

D2) MARKET CAPITALISATION OF BONDS - OFFICIAL MARKET

Issue	Number of issued bonds	Price as of 30 Dec 2005	Principal amt. as of 30 Dec 2005	Currency of denomination	Market capitalisation as of 31 Dec 2005 (in SIT)	Market capitalisation as of 31 Dec 2005 (in EUR)	Market capitalisation as of 31 Dec 2005 (in USD)
1 REPUBLIKA SLOVENIJA 59 th issue	18,400,000	102.28	10,000.00	SIT	188,195,200,000	785,535,756	929,681,761
2 REPUBLIKA SLOVENIJA 60 th issue	13,000,000	100.50	10,000.00	SIT	130,650,000,000	545,339,342	645,409,246
3 REPUBLIKA SLOVENIJA 58 th issue	9,933,000	99.82	10,000.00	SIT	99,151,206,000	413,861,871	489,805,626
4 REPUBLIKA SLOVENIJA 57 th issue	9,000,000	108.60	10,000.00	SIT	97,740,000,000	407,971,429	482,834,288
5 REPUBLIKA SLOVENIJA 56 th issue	5,000,000	103.57	10,000.00	SIT	51,785,000,000	216,153,064	255,817,205
6 REPUBLIKA SLOVENIJA 51 st issue	4,447,050	103.55	10,000.00	SIT	46,049,202,750	192,211,572	227,482,443
7 REPUBLIKA SLOVENIJA 33 rd issue	248,716	149.20	511.29	EUR	45,454,795,862	189,730,490	224,546,081
8 REPUBLIKA SLOVENIJA 52 nd issue	4,000,000	107.00	10,000.00	SIT	42,800,000,000	178,649,245	211,431,425
9 REPUBLIKA SLOVENIJA 55 th issue	4,000,000	102.89	10,000.00	SIT	41,156,000,000	171,787,110	203,310,087
10 REPUBLIKA SLOVENIJA 54 th issue	3,000,000	113.69	10,000.00	SIT	34,107,000,000	142,364,247	168,488,122
11 REPUBLIKA SLOVENIJA 38 th issue	1,000,000	116.00	100.00	EUR	27,790,595,600	115,999,274	137,285,169
12 REPUBLIKA SLOVENIJA 53 rd issue	1,000,000	111.38	100.00	EUR	26,683,763,258	111,379,303	131,817,432
13 REPUBLIKA SLOVENIJA 10 th issue	5,218,961	103.20	3,461.14	SIT	18,949,155,056	79,094,678	93,608,572
14 REPUBLIKA SLOVENIJA 27 th issue	1,700,000	102.50	10,000.00	SIT	17,425,000,000	72,732,782	86,079,266
15 NLB 18 th issue	150,000	102.50	100,000.00	SIT	15,375,000,000	64,175,985	75,952,294
16 REPUBLIKA SLOVENIJA 50 th issue	612,818	104.00	100.00	EUR	15,268,793,365	63,732,673	75,427,634
17 REPUBLIKA SLOVENIJA 48 th issue	600,000	105.00	100.00	EUR	15,093,168,300	62,999,606	74,560,049
18 NLB 13 th issue	117,335	122.00	100,000.00	SIT	14,314,870,000	59,750,951	70,715,266
19 REPUBLIKA SLOVENIJA 29 th issue	550,000	106.00	100.00	EUR	13,967,170,030	58,299,635	68,997,632
20 REPUBLIKA SLOVENIJA 18 th issue	500,000	111.20	100.00	EUR	13,320,319,960	55,599,652	65,802,202
21 REPUBLIKA SLOVENIJA 26 th issue	500,000	110.16	100.00	EUR	13,195,741,428	55,079,655	65,186,785
22 REPUBLIKA SLOVENIJA 39 th issue	21,332,372	100.05	600.00	SIT	12,805,822,912	53,452,117	63,260,593
23 NLB 10 th issue	108,243	105.50	100,000.00	SIT	11,419,636,500	47,666,108	56,412,851
24 NLB 9 th issue	108,474	103.00	100,000.00	SIT	11,172,822,000	46,635,893	55,193,591
25 REPUBLIKA SLOVENIJA 23 rd issue	400,000	110.00	100.00	EUR	10,541,260,400	43,999,725	52,073,685
26 NLB 17 th issue	101,694	100.00	100,000.00	SIT	10,169,400,000	42,447,561	50,236,699
27 BTC HIPOTEKARNE	400,000	105.00	100.00	EUR	10,062,112,200	41,999,737	49,706,699
28 NLB 19 th issue	100,000		100,000.00	SIT	10,000,000,000	41,740,478	49,399,866
29 NLB 12 th issue	80,000	103.00	100,000.00	SIT	8,240,000,000	34,394,154	40,705,489
30 REPUBLIKA SLOVENIJA 25 th issue	800,000	101.85	10,000.00	SIT	8,148,000,000	34,010,141	40,251,011
31 REPUBLIKA SLOVENIJA 22 nd issue	800,000	100.00	10,000.00	SIT	8,000,000,000	33,392,382	39,519,893
32 NLB 16 th issue	77,557	101.30	100,000.00	SIT	7,856,524,100	32,793,507	38,811,124
33 REPUBLIKA SLOVENIJA 49 th issue	78,392	107.00	380.00	EUR	7,636,229,712	31,873,988	37,722,872
34 NOVA KBM 7 th issue	70,000	101.70	100,000.00	SIT	7,119,000,000	29,715,046	35,167,764
35 NOVA KBM 8 th issue	70,000	100.70	100,000.00	SIT	7,049,000,000	29,422,863	34,821,965
36 NLB 11 th issue	26,326	105.40	1,000.00	EUR	6,647,607,255	27,747,430	32,839,091
37 NOVA KBM 5 th issue	60,000	104.80	100,000.00	SIT	6,288,000,000	26,246,412	31,062,636
38 REPUBLIKA SLOVENIJA 21 st issue	750,987	98.30	8,500.00	SIT	6,274,871,879	26,191,615	30,997,783
39 REPUBLIKA SLOVENIJA 32 nd issue	238,655	107.50	100.00	EUR	6,146,372,360	25,655,252	30,362,997
40 NOVA KBM 6 th issue	50,000	101.30	100,000.00	SIT	5,065,000,000	21,141,552	25,021,032
41 ABANKA VIPA 7 th issue	173,000	105.00	100.00	EUR	4,351,863,527	18,164,886	21,498,147
42 ABANKA 6 th issue	135,000	105.40	100.00	EUR	3,408,899,869	14,228,911	16,839,920
43 REPUBLIKA SLOVENIJA 44 th issue	296,493	110.90	10,000.00	SIT	3,288,107,370	13,724,717	16,243,206
44 REPUBLIKA SLOVENIJA 31 st issue	294,768	105.80	10,000.00	SIT	3,118,645,440	13,017,375	15,406,067
45 BANKA CELJE 8 th issue	125,000	102.50	100.00	EUR	3,069,543,156	12,812,420	15,163,502
46 NOVA KBM 3 rd issue, A series	20,000	106.60	100,000.00	SIT	2,769,311,490	11,559,238	13,680,362
47 BANKA CELJE 7 th issue	100,000	104.00	100.00	EUR	2,491,570,640	10,399,935	12,308,326
48 ABANKA 4 th issue	100,000	102.98	100.00	EUR	2,467,134,082	10,297,936	12,187,609
49 BANKA CELJE 5 th issue	100,000	101.80	100.00	EUR	2,438,864,338	10,179,936	12,047,957
50 ABANKA 5 th issue	100,000	101.00	100.00	EUR	2,419,698,410	10,099,937	11,953,278
51 BANKA CELJE 6 th issue, A series	100,000	100.40	100.00	EUR	2,405,323,964	10,039,937	11,882,268
52 NOVA KBM 2 nd issue	18,000	103.00	500.00	EUR	2,220,851,907	9,269,942	10,970,979
53 NOVA KBM 3 rd issue, B series	18,000		500.00	EUR	2,156,166,900	8,999,944	10,651,436
54 HOTELI BERNARDIN	20,000	105.50	296.99	EUR	1,501,288,462	6,266,450	7,416,345
55 STANOVANJSKI SKLAD RS 2 nd issue	20,000	106.00	59,595.88	SIT	1,285,607,428	5,366,187	6,350,883
56 BTC 2 nd issue	340,000	105.01	14.62	EUR	1,250,537,771	5,219,804	6,177,640
57 STANOVANJSKI SKLAD RS 1 st issue	70,965	104.30	22.14	EUR	392,596,115	1,638,715	1,939,420
58 BANKA VIPA 7 th issue	10,000	105.50	125.00	EUR	315,938,344	1,318,742	1,560,731
59 BANKA CELJE 4 th issue	100,000	102.10	12.49	EUR	305,511,840	1,275,221	1,509,224
60 BANKA VIPA 6 th issue	10,000	103.60	100.00	EUR	248,198,768	1,035,994	1,226,099
61 BANKA VIPA 5 th issue	10,000	102.53	75.00	EUR	184,226,494	768,970	910,076
62 BANKA VIPA 4 th issue	8,000	101.50	63.92	EUR	124,346,241	519,027	614,269
63 BANKA VIPA 3 rd issue	10,000	101.32	31.96	EUR	77,578,578	323,817	383,237
TOTAL					1,171,405,452,059	4,889,502,320	5,786,727,205

EXCHANGE RATES	1 USD=	202.4297	SIT as of 30 Dec 2005
	1 EUR=	239.5756	SIT as of 30 Dec 2005

MARKET CAPITALISATION OF BONDS - SEMI-OFFICIAL MARKET

Issue	Number of issued bonds	Price as of 30 Dec 2005	Principal amt. as of 30 Dec 2005	Currency of denomination	Market capitalisation as of 31 Dec 2005 (in SIT)	Market capitalisation as of 31 Dec 2005 (in EUR)	Market capitalisation as of 31 Dec 2005 (in USD)
1 SLOV. ODŠKODNINSKA DRUŽBA 2 nd issue	11,266,769	107.45	11,266,769.00	EUR	142,463,638,987	594,650,035	703,768,464
2 DARS 1 st issue	134,300	115.50	134,300.00	SIT	15,511,650,000	64,746,368	76,627,343
3 DARS 2 nd issue	148,000		148,000.00	SIT	14,800,000,000	61,775,907	73,111,801
4 NLB 15 th issue	131,126	105.30	131,126.00	SIT	13,807,567,800	57,633,448	68,209,200
5 KD HOLDING 1 st issue	400,000	107.50	400,000.00	EUR	10,301,686,300	42,999,731	50,890,192
6 POSLOVNI SISTEM MERCATOR	365,400	104.60	365,400.00	EUR	9,156,723,344	38,220,601	45,234,090
7 ZAVAROVALNICA TRIGLAV 1 st issue	30,000	108.70	30,000.00	EUR	7,812,511,401	32,609,796	38,593,701
8 ABANKA VIPA 10 th issue	21,000	105.40	21,000.00	EUR	5,302,733,129	22,133,861	26,195,430
9 CIMOS 1 st issue	200,000	107.35	200,000.00	EUR	5,143,655,927	21,469,866	25,409,591
10 BANKA CELJE 9 th issue	50,000	100.90	50,000.00	SIT	5,045,000,000	21,058,071	24,922,232
11 POŠTNA BANKA SLOVENIJE 7 th issue	40,000	104.70	40,000.00	SIT	4,188,000,000	17,480,912	20,688,664
12 NLB 14 th issue	17,000	100.00	17,000.00	EUR	4,072,759,700	16,999,894	20,119,378
13 NLB 8 th issue	14,276	102.70	14,276.00	EUR	3,512,504,168	14,661,360	17,351,723
14 FACTOR BANKA 11 th issue	13,000	101.00	13,000.00	EUR	3,145,607,933	13,129,918	15,539,261
15 PROBANKA 7 th issue	120,000	105.50	120,000.00	EUR	3,033,008,106	12,659,921	14,983,019
16 ABANKA VIPA 8 th issue	100,000	105.00	100,000.00	EUR	2,515,528,050	10,499,934	12,426,675
17 ABANKA VIPA 9 th issue	100,000	104.70	100,000.00	EUR	2,508,340,827	10,469,934	12,391,170
18 POŠTNA BANKA SLOVENIJE 5 th issue	10,000	102.40	10,000.00	EUR	2,453,238,784	10,239,936	12,118,967
19 POTEZA NALOŽBE	100,000	100.60	100,000.00	EUR	2,410,115,446	10,059,937	11,905,938
20 PROBANKA 5 th issue	78,500	100.00	78,500.00	EUR	1,880,656,685	7,849,951	9,290,419
21 POŠTNA BANKA SLOVENIJE 2 nd issue	15,000	112.50	15,000.00	SIT	1,689,240,825	7,050,972	8,344,827
22 DEŽELNA BANKA SLOVENIJE 4 th issue	67,530		67,530.00	EUR	1,617,843,897	6,752,958	7,992,127
23 PROBANKA 6 th issue	65,000	103.00	65,000.00	EUR	1,603,948,600	6,694,958	7,923,485
24 FACTOR BANKA 8 th issue	6,300	102.50	6,300.00	EUR	1,547,049,751	6,457,460	7,642,405
25 FACTOR BANKA 9 th issue	5,927	104.60	5,927.00	EUR	1,485,273,652	6,199,603	7,337,232
26 STANOVANJSKI SKLAD 3 rd issue	20,000	110.00	20,000.00	SIT	1,458,940,508	6,089,687	7,207,147
27 DEOS 1 st issue	58,259	96.50	58,259.00	EUR	1,346,884,033	5,621,958	6,653,589
28 FMR 1 st issue	50,000	103.00	50,000.00	EUR	1,233,806,615	5,149,968	6,094,988
29 BANKA ZASAVJE 3 rd issue	5,000	101.00	5,000.00	EUR	1,209,849,205	5,049,968	5,976,639
30 FACTOR BANKA 10 th issue	1,184	100.49	1,184.00	SIT	1,189,801,600	4,966,289	5,877,604
31 POŠTNA BANKA SLOVENIJE 6 th issue	10,000	102.30	10,000.00	SIT	1,023,000,000	4,270,051	5,053,606
32 FACTOR BANKA 6 th issue	10,000	100.00	10,000.00	EUR	1,005,375,106	4,196,484	4,966,540
33 KD INVESTMENTS 1 st issue	80,000	101.55	80,000.00	EUR	995,143,184	4,153,775	4,915,994
34 AUTOCOMMERCE 1 st issue	22,300	106.20	22,300.00	EUR	674,550,661	2,815,607	3,332,271
35 PROBANKA 4 th issue	50,000	100.01	50,000.00	EUR	518,130,799	2,162,703	2,559,559
36 SIP STROJNA INDUSTRIJA 1 st issue, B series	17,250		17,250.00	EUR	338,216,340	1,411,731	1,670,784
TOTAL					278,001,981,364	1,160,393,552	1,373,326,055

EXCHANGE RATES		
1 USD=	202.4297	SIT as of 30 Dec 2005
1 EUR=	239.5756	SIT as of 30 Dec 2005

D3) MARKET CAPITALISATION OF INVESTMENT FUNDS

	Invstment funds	Number of shares traded	Price as of 30 Dec 2005	Market capitalisation as of 31 Dec 2005 (in SIT)	Market capitalisation as of 31 Dec 2005 (in EUR)	Market capitalisation as of 31 Dec 2005 (in USD)
1	NFD 1 DELNIŠKI INVESTICIJSKI SKLAD	160,580,300	304 SIT	48,853,344,669	203,916,195	241,334,867
2	INFOND ID	8,132,314	2,216 SIT	18,018,198,868	75,208,823	89,009,660
3	MAKSIMA ID	7,811,823	2,300 SIT	17,968,130,319	74,999,834	88,762,323
4	KD ID	9,181,542	1,925 SIT	17,675,661,950	73,779,057	87,317,533
5	ZLATA MONETA I, ID	136,595,600	128 SIT	17,454,185,768	72,854,605	86,223,443
6	KRONA SENIOR	73,170,428	150 SIT	11,000,442,146	45,916,371	54,342,036
7	MODRA LINIJA	34,156,833	241 SIT	8,215,059,905	34,290,053	40,582,286
8	VIPA INVEST	3,079,247	2,001 SIT	6,161,758,002	25,719,472	30,439,002
9	INFOND ID 1	4,956,471	1,147 SIT	5,682,990,519	23,721,074	28,073,897
10	ZVON ENA ID	2,277,577	2,469 SIT	5,623,929,783	23,474,552	27,782,138
	TOTAL			156,653,701,928	653,880,036	773,867,184

EXCHANGE RATES	1 USD=	202.4297	SIT as of 30 Dec 2005
	1 EUR=	239.5756	SIT as of 30 Dec 2005

E) OTHER

E1) INDICATORS AS OF 31 DECEMBER 2005

ISSUE	Price as of 31 Dec 2005	Total net profit (loss) in 000 SIT in year 2004	Earning per share as of 31 Dec 2004	P / E ⁽¹⁾	Dividend for year 2004	Dividend yield	Book value as of 31 Dec 2004	Market book ratio	Turnover ratio ⁽²⁾
PRIME MARKET SHARES									
Droga Kolinska ⁽⁶⁾	2,818 SIT	596,668	41.48 SIT				3,132.44 SIT	0.90	3.98%
Gorenje	5,421 SIT	4,885,474	409.82 SIT	13.23	100 SIT	1.84%	5,207.86 SIT	1.04	8.08%
Intereuropa	5,363 SIT	2,824,667	357.44 SIT	15.00	240 SIT	4.48%	4,515.34 SIT	1.19	4.25%
Krka	102,342 SIT	14,630,663	4,328.66 SIT	23.64	1,400 SIT	1.37%	29,512.95 SIT	3.47	8.87%
Mercator	36,859 SIT	6,561,554	2,045.64 SIT	18.02	318 SIT	0.86%	27,532.62 SIT	1.34	9.45%
Merkur	36,258 SIT	2,652,193	2,199.61 SIT	16.48	600 SIT	1.65%	31,593.19 SIT	1.15	4.63%
Petrol	70,741 SIT	6,946,310	3,372.86 SIT	20.97	900 SIT	1.27%	38,263.45 SIT	1.85	7.37%
PRIME MARKET AVERAGE									
				21.34		1.42%		2.01	
Aerodrom ⁽⁴⁾	10,119 SIT	2,040,101	537.36 SIT	18.83	240 SIT	2.37%	4,909.64 SIT	2.06	7.34%
Comet	2,700 SIT	79,039	47.12 SIT	57.30	200 SIT	7.41%	3,441.87 SIT	0.78	1.70%
Delo	30,000 SIT	729,216	1,092.52 SIT	27.46	600 SIT	2.00%	8,962.40 SIT	3.35	4.84%
Delo Prodaja	5,449 SIT	641,763	1,106.29 SIT	4.93	310 SIT	5.69%	6,490.22 SIT	0.84	9.06%
Emona obala	909 SIT	(2,342,043)	(1,494.31 SIT)	⁽³⁾	0	0.00%	2,920.42 SIT	0.31	5.87%
Etol	47,467 SIT	958,886	4,200.86 SIT	11.30	1,350 SIT	2.84%	46,324.30 SIT	1.02	3.23%
Geodetski zavod Slovenije	2,200 SIT	57,121	151.08 SIT	14.56	80 SIT	3.64%	3,590.57 SIT	0.61	3.06%
Istrabenz	8,099 SIT	9,042,702	1,745.71 SIT	4.64	130 SIT	1.61%	7,708.91 SIT	1.05	4.61%
Kompas MTS	900 SIT	(564,361)	(189.83)	⁽³⁾	0	0.00%	3,679.00 SIT	0.24	12.74%
Luka Koper ⁽⁴⁾	7,108 SIT	4,394,450	313.89 SIT	22.64	245 SIT	3.45%	4,328.37 SIT	1.64	7.15%
Mlinotest	1,420 SIT	428,816	179.48 SIT	7.91	52 SIT	3.66%	2,444.86 SIT	0.58	1.08%
Nika	3,700 SIT	90,717	485.91 SIT	7.61	0	0.00%	4,428.28 SIT	0.84	2.36%
Pivovarna Laško	7,429 SIT	1,076,311	123.13 SIT	60.33	50 SIT	0.67%	4,972.15 SIT	1.49	5.65%
Salus	122,900 SIT	1,740,301	13,182.50 SIT	9.32	4,500 SIT	3.66%	69,660.93 SIT	1.76	7.39%
Sava	43,215 SIT	4,905,407	2,636.34 SIT	16.39	620 SIT	1.43%	33,988.11 SIT	1.27	2.79%
Terme Čatež	34,007 SIT	679,596	1,386.42 SIT	24.53	1,050 SIT	3.09%	28,723.98 SIT	1.18	2.18%
Žito	28,715 SIT	284,852	814.40 SIT	35.26	920 SIT	3.20%	39,594.75 SIT	0.73	6.98%
MARKET AVERAGE ⁽⁵⁾									
				18.65		1.64%		1.62	

Calculated on the basis of last audit consolidated financial statements. Average number of shares traded in last 2 years has been used for the calculations.

(1) P / E = PRICE / EARNINGS PER SHARE

(2) Yearly turnover / average market capitalisation on 31 Dec 2004, 30 Jun 2005 and 31 Dec 2005.

(3) Not applicable.

(4) By Aerodrom and Luka Koper P / E is calculated on all shares.

(5) Droga Kolinska is excluded from market average.

Average P/E = total market capitalisation of common shares listed on prime market or official market 31 Dec 2005 / total net profit of companies listed on prime market or official market (in year 2004), adjusted with share of listed securities.

Average div. yield = total dividends, paid by the companies listed on prime market or official market in year 2004 or 2005, adjusted with share of listed securities / total market capitalisation of common shares on prime market or official market (31 Dec 2005).

Average price / book value = total market capitalisation of common shares listed on prime market or official market (31 Dec 2005) / total equity of companies listed on prime market or official market (31 Dec 2004), adjusted with share of listed securities.

(6) Financial statement for Droga Kolinska are from unaudit statement on 30 Jun 2005.

E2) RECORD VALUES

RECORD DAILY TURNOVER IN YEAR 2005

28th September 2005

	Turnover (in SIT)	Number of bargains	Volume in pieces
Order book trades	1,758,257,732	1,720	842,887
Cross trades	127,011,206	213	52,558
Total	1,885,268,938	1,933	895,445

MAX AND MIN VALUE OF TURNOVER AND INDICES

	In year 2005		In years 1989-2004	
Monthly turnover - block trades excluded (in SITm)	16,678.29	January 2005	27,481.53	October 2002
Daily turnover - block trades excluded (in SITm)	1,885.27	28 Sep 2005	3,399.13	26 Aug 2002
Number of bargains per day - block trades excluded	1,933	28 Sep 2005	6,391	27 Dec 2002
Value of block trade (in SITm)	17,970.77	23 Nov 2005	8,128	23 Nov 2001
Max value of SBI 20 index	5,131.61	1 Feb 2005	4,935.29	15 Nov 2004
Min value of SBI 20 index	4,301.58	28 Sep 2005	891.93	10 Sep 1996
Max value of PIX index	4,752.47	31 Jan 2005	4,606.40	26 Nov 2004
Min value of PIX index	3,893.96	22 Dec 2005	965.15	29 Apr 1999
Max value of BIO index	123.41	7 Oct 2005	122.27	27 Dec 2004
Min value of BIO index	120.63	20 Jan 2005	100.46	5 July 1995
Other				
Market capitalisation of shares in SITm	1,761,669	31 Jan 2005	1,705,622	31 Dec 2004
Share in turnover of foreign investors	5.08%	31 oct 2005	19.68%	31 Dec 2002

E3) NEW LISTED AND DELISTED SECURITIES AND CHANGES IN YEAR 2005

NEW LISTED SECURITIES

OFFICIAL MARKET

SHARES

Issuer	Trading code	Type of share	Nominal value	Listing date	First trading day
Droga Kolinska	DRKR	common	1,000 SIT	28 Sep 2005	19 Oct 2005

BONDS

Issuer	Trading code	Nomin. value of issue	Issue	Listing date	First trading day
Republika Slovenija	RS58	16,910,000,000 SIT	58 th issue	24 Jan 2005	2 Feb 2005
Republika Slovenija	RS59	23,090,000,000 SIT	59 th issue	24 Jan 2005	2 Feb 2005
Republika Slovenija	RS60	20,000,000,000 SIT	60 th issue	4 Apr 2005	14 Apr 2005
Nova Kreditna banka Maribor	KBM7	7,000,000,000 SIT	7 th issue	21 Jun 2005	30 Jun 2005
Nova Kreditna banka Maribor	KBM8	7,000,000,000 SIT	8 th issue	21 Jun 2005	30 Jun 2005
Nova Ljubljanska banka	NLB16	7,755,700,000 SIT	16 th issue	21 Jun 2005	30 Jun 2005
Nova Ljubljanska banka	NLB17	10,169,400,000 SIT	17 th issue	21 Jun 2005	30 Jun 2005
Nova Ljubljanska banka	NLB18	15,000,000,000 SIT	18 th issue	21 Dec 2005	29 Dec 2005
Nova Ljubljanska banka	NLB19	10,000,000,000 SIT	19 th issue	21 Dec 2005	29 Dec 2005

SEMI-OFFICIAL MARKET

SHARES

Issuer	Trading code	Type of share	Listing date	First trading day
CAP NALOŽBE, LJUBLJANA	CPNR	common	3 Jan 2005	12 Jan 2005
D HOLDING, DOMŽALE	DHLR	common	3 Jan 2005	12 Jan 2005
PRVA POKOJNINSKA DRUŽBA	PPDG	preferred	7 Jul 2005	20 Jul 2005

BONDS

Issuer	Trading code	Nominal value of issue	Issue	Listing date	First trading day
Poslovni sistem Mercator	MEO1	36,540,000 EUR	1 st issue	31 Jan 2005	10 Feb 2005
Abanka Vipava	AB10	21,000,000 EUR	10 th issue	23 Feb 2005	7 Mar 2005
FMR	FMR1	5,000,000 EUR	1 st issue	29 Apr 2005	5 May 2005
FACTOR BANKA	FB08	6,300,000 EUR	8 th issue	29 Apr 2005	10 May 2005
FACTOR BANKA	FB09	5,927,000 EUR	9 th issue	29 Apr 2005	10 May 2005
FACTOR BANKA	FB10	1,184,000,000 SIT	10 th issue	29 Apr 2005	10 May 2005
FACTOR BANKA	FB06	4,196,500 EUR	6 th issue	29 Apr 2005	23 May 2005
CIMOS	CIM1	20,000,000 EUR	1 st issue	8 Jul 2005	21 Jul 2005
PB SLOVENIJE	PBS6	1,000,000,000 SIT	6 th issue	8 Jul 2005	21 Jul 2005
PB SLOVENIJE	PBS7	4,000,000,000 SIT	7 th issue	8 Jul 2005	21 Jul 2005
DEOS	DEO1	5,825,900 EUR	1 st issue	19 Sep 2005	28 Sep 2005
FACTOR BANKA	FB11	1,300,000 EUR	11 th issue	13 Oct 2005	25 Oct 2005
DARS	DRS2	14,800,000,000 SIT	2 nd issue	25 Oct 2005	8 Nov 2005
KD HOLDING	KDH1	40,000,000 EUR	1 st issue	2 Dec 2005	16 Dec 2005
BANKA CELJE	BCE9	5,000,000,000 SIT	9 th issue	9 Dec 2005	19 Dec 2005

DELISTED SECURITIES

OFFICIAL MARKET

SHARES

Issuer	Trading code	Type of share	Delisting date
Tehnounion, Ljubljana	TEHG	common	22 Mar 2005
DROGA	DRPG	common	17 May 2005
KOLINSKA	KOLR	common	17 May 2005
RADENSKA	RARG	common	14 Sep 2005
PIVOVARNA UNION	PULG	common	14 Sep 2005

BONDS

Issuer	Trading code	Issue	Delisting date
Republika Slovenija	RS34	34 th issue	21 Feb 2005
Republika Slovenija	RS35	35 th issue	18 Mar 2005
Republika Slovenija	RS37	37 th issue	19 Apr 2005
Republika Slovenija	RS40	40 th issue	31 May 2005
NFD investicijsko svetovanje	NI01	1 st issue	9 Jun 2005
Republika Slovenija	RS41	41 st issue	17 Jun 2005
Republika Slovenija	RS42	42 nd issue	11 Jul 2005
Republika Slovenija	RS43	43 rd issue	20 Oct 2005

SEMI-OFFICIAL MARKET

SHARES

Issuer	Trading code	Type of share	Delisting date
NK2 NALOŽBE, LJUBLJANA	NK2R	common	4 Jan 2005
OLJARICA, KRANJ	MOKG	common	21 Feb 2005
SVILA	SVMG	common	24 Mar 2005
INTEGRAL, JESENICE	INJG	common	23 May 2005
UPIMO GROUP	UPGR	common	17 Jun 2005
D HOLDING	DHLR	common	20 Jun 2005
CAP NALOŽBE	CPNR	common	20 Jun 2005
L EGOLES	LEGG	common	20 Jun 2005
SVILANIT	SKAG	common	1 Jul 2005
KOMPAS HOTELI KG	KHKG	common	25 Jul 2005
METALKA TRGOVINA	MTGG	common	22 Aug 2005
DANA	DMRG	common	20 Sep 2005
UNITAS-AS NEPREMIČNINE	USAR	common	20 Sep 2005
FRUCTAL	FRAG	common	2 Nov 2005
KLASJE	KLKG	common	2 Nov 2005
AKTIVA INVEST	AKIR	common	10 Dec 2005
CERTIUS INVEST	CRIR	common	10 Dec 2005
ARKADA HOLDING	AR1R	common	10 Dec 2005
AKTIVA AVANT	AAPG	common	10 Dec 2005
UNITAS ARMATURE	USLG	common	10 Dec 2005
INTERTRADE ITS	ITSG	common	13 Dec 2005
GRADIS GP	GLJG	common	19 Dec 2005
KEMA PUCONCI	KEPG	common	23 Dec 2005

BONDS

Issuer	Trading code	Issue	Delisting date
SIP, strojna industrija	SIPAE	1 st issue	26 Apr 2005

INVESTMENT FUNDS

Issuer	Trading code	Delisting date
TRILAV STEBER I, posebna delniška ID	TG1R	27 Jun 2005

EXTENDED LISTING OF SECURITIES

OFFICIAL MARKET

SHARES

Issuer	Trading code	Type of share	Number of shares before extension	Number of shares after extension	Extension date
Probanka	PRBP	preferred	396,085	396,235	7 Nov 2005

BONDS

Issuer	Trading code	Issue	Number of bonds before extension	Number of bonds after extension	Extension date
Republika Slovenija	RS58	58 th issue	1,691,000	3,091,000	23 Feb 2005
Republika Slovenija	RS59	59 th issue	2,309,000	4,909,000	23 Feb 2005
Republika Slovenija	RS58	58 th issue	3,091,000	4,791,000	16 Mar 2005
Republika Slovenija	RS59	59 th issue	4,909,000	7,209,000	16 Mar 2005
Republika Slovenija	RS59	59 th issue	7,209,000	9,209,000	1 Apr 2005
Republika Slovenija	RS58	58 th issue	4,791,000	6,291,000	22 Apr 2005
Republika Slovenija	RS59	59 th issue	9,209,000	11,709,000	22 Apr 2005
Republika Slovenija	RS58	58 th issue	6,291,000	7,491,000	13 May 2005
Republika Slovenija	RS60	60 th issue	2,000,000	5,800,000	13 May 2005
Republika Slovenija	RS59	59 th issue	11,709,000	13,832,500	10 Jun 2005
Republika Slovenija	RS60	60 th issue	5,800,000	8,200,000	10 Jun 2005
Republika Slovenija	RS58	58 th issue	7,491,000	9,933,000	16 Sep 2005
Republika Slovenija	RS60	60 th issue	8,200,000	10,651,000	16 Sep 2005
Republika Slovenija	RS59	59 th issue	13,832,500	15,200,000	14 Oct 2005
Republika Slovenija	RS60	60 th issue	10,651,000	11,600,000	14 Oct 2005
Republika Slovenija	RS59	59 th issue	15,200,000	16,800,000	8 Nov 2005
Republika Slovenija	RS60	60 th issue	11,600,000	12,300,000	8 Nov 2005
Republika Slovenija	RS59	59th issue	16,800,000	18,400,000	16 Dec 2005
Republika Slovenija	RS60	60th issue	12,300,000	13,000,000	16 Dec 2005

SEMI-OFFICIAL MARKET

SHARES

Issuer	Trading code	Type of share	Number of shares before extension	Number of shares after extension	Extension date
TOVARNA OLJA GEA	GSBG	common	846,600	1,254,960	21 Feb 2005
ZVON ENA HOLDING	ZVHR	common	11,520,720	12,431,743	2 Jun 2005
NFD HOLDING	NF2R	common	30,184,540	31,859,997	18 Jul 2005
ZDRAVILIŠČE ROGAŠKA	RGS	common	898,110	900,462	8 Aug 2005
ZDRAVILIŠČE ROGAŠKA	RGP	preferred	27,850	27,988	8 Aug 2005
INLES	IHPG	common	693,595	712,410	24 Oct 2005
KD HOLDING	KDHR	common	1,373,534	2,675,640	30 Dec 2005

BONDS

Issuer	Trading code	Issue	Number of bonds before extension	Number of bonds after extension	Extension date
Slovenska odškodninska družba	SOSZE	2 nd issue	10,500,000	14,000,000	28 Apr 2005

REDUCED LISTING OF SECURITIES

SEMI-OFFICIAL MARKET

SHARES

Issuer	Trading code	Type of share	Number of shares before reduction	Number of shares after reduction	Reduction date
TEKSTINA	TEAG	common	1,503,057	1,127,293	12 Sep 2005
CREINA	CRKG	common	48,594	38,880	28 Sep 2005

EXPIRED BONDS IN YEAR 2005

Issuer	Trading code	Issue	Market	Last trading day
Republika Slovenija	RS28	28 th issue	official market	10 Jan 2005
Banka Celje	BCE6B	6 th issue B series	official market	9 Feb 2005
Republika Slovenija	RS17	17 th issue	official market	17 Feb 2005
Banka Celje	BCE3	3 rd issue	official market	23 Feb 2005
Nova Ljubljanska banka	NLB3	2 nd issue A series	official market	24 Feb 2005
Nova Ljubljanska banka	NLB4	2 nd issue B series	official market	24 Feb 2005
Abanka Vipava	VPO2E	2 nd issue	official market	25 Mar 2005
Republika Slovenija	RS36	36 th issue	official market	11 Mar 2005
SKB banka	SKB4A	4 th issue series A	official market	26 May 2005
SKB banka	SKB4B	4 th issue series B	official market	26 May 2005
Republika Slovenija	RS42	42 th issue	official market	8 July 2005
Banka Koper	BKP4	4 th issue	semi-official market	26 July 2005
Deželna banka Slovenije	SZB3	3 rd issue	official market	26 July 2005
Abanka Vipava	AB03	3 rd issue	official market	25 Oct 2005
Republika Slovenija	RS45	45 th issue	official market	28 Oct 2005
Nova Ljubljanska banka	NLB5	5 th issue	official market	25 Nov 2005
Poštna banka Slovenije	PBS3	3 rd issue	semi-official market	6 Dec 2005
Nova Ljubljanska banka	NLB7	7 th issue	semi-official market	20 Dec 2005

F) LIST OF SECURITIES - DECEMBER 2005

F1) OFFICIAL MARKET (1)

CORPORATE BONDS

	Issuer	Trading code	First trading day	Nominal value of issue traded	Coupon interest rate	Maturity	Sector
1	ABANKA VIPA	AB04	27 Dec 2000	10 EURm	6.25% p.a.	2000-2007	banking
2	ABANKA VIPA	AB05	26 Sept 2001	10 EURm	6% p.a.	2001-2006	banking
3	ABANKA VIPA	AB06	25 Nov 2002	13.5 EURm	5.9% p.a.	2002-2009	banking
4	ABANKA VIPA	AB07	30 Oct 2003	17.3 EURm	5.3% p.a.	2003-2010	banking
5	BANKA CELJE	BCE4	9 Feb 2001	10 EURm	6% p.a.	2000-2006	banking
6	BANKA CELJE	BCE5	19 Dec 2001	10 EURm	6% p.a.	2001-2007	banking
7	BANKA CELJE	BCE6A	30 Sept 2002	10 EURm	5.6% p.a.	2002-2008	banking
8	BANKA CELJE	BCE7	17 Nov 2003	10 EURm	5.15% p.a.	2003-2010	banking
9	BANKA CELJE	BCE8	26 Oct 2004	12.5 EURm	4.9% p.a.	2004-2011	banking
10	ABANKA VIPA	VIP3E	13 Nov 1996	2,556,459.41 EUR	7.5% p.a.	1996-2006	banking
11	ABANKA VIPA	VIP4E	3 Dec 1997	2,045,167.52 EUR	7% p.a.	1997-2007	banking
12	ABANKA VIPA	VIP5	24 Dec 1998	2 EURm	6% p.a.	1998-2008	banking
13	ABANKA VIPA	VIP6	6 Mar 2000	2 EURm	5.5% p.a.	1999-2009	banking
14	ABANKA VIPA	VIP7	19 July 2001	2 EURm	6.2% p.a.	2001-2010	banking
15	BLAGOVNO TRGOVINSKI CENTER	BTC1E	24 Feb 1997	17,383,924.96 EUR	10.5% p.a.	1996-2008	retail, wholesale and real estate trade
16	BLAGOVNO TRGOVINSKI CENTER	BTC2	6 Jun 2003	40 EURm	7% p.a.	2001-2011	retail, wholesale and real estate trade
17	HOTELI BERNARDIN	HTB1E	28 June 1999	10,225,837.62 EUR	8.5% p.a.	1999-2009	hotel and restaurant activities
18	NOVA KBM	KBM2	14 Nov 2000	9 EURm	5.9% p.a.	2000-2006	banking
19	NOVA KBM	KBM3	14 Nov 2001	2,000 SITm	5.8% p.a. + TOM	2001-2006	banking
20	NOVA KBM	KBM4	14 Nov 2001	9 EURm	6% p.a.	2001-2006	banking
21	NOVA KBM	KBM5	26 Oct 2004	6,000 SITm	5.3% p.a.	2004-2009	banking
22	NOVA KBM	KBM6	26 Oct 2004	5,000 SITm	4.5% p.a.	2004-2007	banking
23	NOVA KBM	KBM7	30 Jun 2005	7,000 SITm	4.1% p.a.	2004-2011	banking
24	NOVA KBM	KBM8	30 Jun 2005	7,000 SITm	3.9% p.a.	2005-2010	banking
25	NOVA LJUBLJANSKA BANKA	NLB9	18 Jun 2003	10,847.4 SITm	8.5% p.a.	2002-2006	banking
26	NOVA LJUBLJANSKA BANKA	NLB10	18 Jun 2003	10,824.3 SITm	3% p.a. + TOM	2002-2007	banking
27	NOVA LJUBLJANSKA BANKA	NLB11	18 Jun 2003	26,326 EURm	5.1% p.a.	2002-2009	banking
28	NOVA LJUBLJANSKA BANKA	NLB12	14 Nov 2003	8,000 SITm	2.65% + TOM	2003-2008	banking
29	NOVA LJUBLJANSKA BANKA	NLB13	14 Nov 2003	11,733.5 SITm	7% p.a.	2003-2013	banking
30	NOVA LJUBLJANSKA BANKA	NLB16	30 Jun 2005	7,755.7 SITm	4.0% p.a.	2004-2009	banking
31	NOVA LJUBLJANSKA BANKA	NLB17	30 Jun 2005	10,169.4 SITm	3.85% p.a.	2005-2011	banking
32	NOVA LJUBLJANSKA BANKA	NLB18	29 Dec 2005	15,000 SITm	4.15% p.a.	2005-2015	banking
33	NOVA LJUBLJANSKA BANKA	NLB19	29 Dec 2005	10,000 SITm	4.0% p.a.	2005-2016	banking
34	STANOVANJSKI SKLAD RS	SSR1E	4 July 1996	4,083,023.58 EUR	6% p.a.	1995-2010	national mortgage agency
35	STANOVANJSKI SKLAD RS	SSR2	30 June 1998	2,000 SITm	7.2% p.a. + TOM	1998-2008	national mortgage agency

MUNICIPAL and GOVERNMENT BONDS

	Issuer	Trading code	First trading day	Nominal value of issue traded	Coupon interest rate	Maturity	Sector
1	REPUBLIC OF SLOVENIA	RS10	14 June 1999	52,189.61 SITm	4.5% p.a. + TOM	1997-2007	government bond
2	REPUBLIC OF SLOVENIA	RS18	15 May 2000	50 EURm	6% p.a.	2000-2010	government bond
3	REPUBLIC OF SLOVENIA	RS21	18 Nov 2002	7,113.82 SITm	1% p.a. + TOM	2001-2015	government bond
4	REPUBLIC OF SLOVENIA	RS22	22 Feb 2001	8,000 SITm	4.7% p.a. + TOM	2001-2006	government bond
5	REPUBLIC OF SLOVENIA	RS23	20 Feb 2001	40 EURm	6% p.a.	2001-2011	government bond
6	REPUBLIC OF SLOVENIA	RS25	3 May 2001	8,000 SITm	4.7% p.a. + TOM	2001-2006	government bond
7	REPUBLIC OF SLOVENIA	RS26	14 June 2001	50 EURm	5.375% p.a.	2001-2011	government bond
8	REPUBLIC OF SLOVENIA	RS27	20 Dec 2001	17,000 SITm	4.7% p.a. + TOM	2001-2006	government bond
9	REPUBLIC OF SLOVENIA	RS29	25 Jan 2002	55 EURm	5.375% p.a.	2002-2012	government bond
10	REPUBLIC OF SLOVENIA	RS31	25 Jan 2002	2,974.68 SITm	4.7% p.a. + TOM	2002-2007	government bond
11	REPUBLIC OF SLOVENIA	RS32	25 Jan 2002	23,8655 EURm	5.375% p.a.	2002-2012	government bond
12	REPUBLIC OF SLOVENIA	RS33	9 Apr 2002	127.166 EURm	8% p.a.	2002-2022	government bond
13	REPUBLIC OF SLOVENIA	RS38	30 Apr 2002	100 EURm	5.63% p.a.	2002-2017	government bond
14	REPUBLIC OF SLOVENIA	RS39	18 Nov 2002	20,815.498 SITm	1% p.a. + TOM	2002-2008	government bond
15	REPUBLIC OF SLOVENIA	RS44	29 Nov 2002	2,964.93 SITm	6.65% p.a.	2002-2012	government bond
16	REPUBLIC OF SLOVENIA	RS48	10 Dec 2002	60 EURm	4.75% p.a.	2002-2012	government bond
17	REPUBLIC OF SLOVENIA	RS49	22 Jan 2003	29,78896 EUR m	4.75% p.a.	2003-2022	government bond
18	REPUBLIC OF SLOVENIA	RS60	11 Mar 2003	61,281,800 EUR	4.50% p.a.	2003-2013	government bond
19	REPUBLIC OF SLOVENIA	RS51	11 Mar 2003	44,470.5 SITm	7.75% p.a.	2003-2006	government bond
20	REPUBLIC OF SLOVENIA	RS52	17 Apr 2003	40,000 SITm	6.25% p.a.	2003-2008	government bond
21	REPUBLIC OF SLOVENIA	RS53	17 Apr 2003	100 EURm	4.875% p.a.	2003-2018	government bond
22	REPUBLIC OF SLOVENIA	RS54	29 Oct 2003	30,000 SITm	5.75% p.a.	2003-2013	government bond
23	REPUBLIC OF SLOVENIA	RS55	24 Feb 2004	40,000 SITm	5% p.a.	2004-2007	government bond
24	REPUBLIC OF SLOVENIA	RS56	24 Feb 2004	50,000 SITm	4.875% p.a.	2004-2009	government bond
25	REPUBLIC OF SLOVENIA	RS57	29 Mar 2004	90,000 SITm	4.875% p.a.	2004-2014	government bond
26	REPUBLIC OF SLOVENIA	RS58	2 Feb 2005	99,330 SITm	3.25% p.a.	2005-2008	government bond
27	REPUBLIC OF SLOVENIA	RS59	2 Feb 2005	184,000 SITm	4% p.a.	2005-2016	government bond
28	REPUBLIC OF SLOVENIA	RS60	14 Apr 2005	130,000 SITm	3.5% p.a.	2005-2010	government bond

TOM (abbreviation for: "temeljna obrestna mera" - base interest rate) - indexation factor, calculated as twelve month average of monthly consumer price index

F1) OFFICIAL MARKET (2)

COMMON SHARES

PRIME MARKET SHARES

	Issuer	Trading code	First trading day	Nominal value of issue listed	Number of shares traded	Isin code	Sector
1	DROGA KOLINSKA	DRKR	19 Oct 2005	14.382.915 SITm	14,382,915	SI 003111337 4	packaged foods & meats
2	GORENJE, VELENJE	GRVG	10 Nov 2000 (2 June 1998 free market)	12,200 SITm	12,200,000	SI 003110407 6	household appliances
3	INTEREUROPA, KOPER	IEKG	12 Jan 1998	7,902.413 SITm	7,902,413	SI 003110009 0	retail trade
4	KRKA TOVARNA ZDRAVIL, NOVO MESTO	KRKG	4 Nov 1997	14,170.448 SITm	3,542,612	SI 003110212 0	pharmaceutical & chemical industry
5	MERCATOR, LJUBLJANA	MELR	22 Dec 1997	32,085.04 SITm	3,208,504	SI 003110008 2	commerce industry, agriculture
6	MERKUR, NAKLO	MER	30 Nov 1998	12,145.85 SITm	1,214,585	SI 003110463 9	wholesale and retail trade
7	PETROL, LJUBLJANA	PETG	5 May 1997	12,517.806 SITm	2,086,301	SI 003110215 3	crude-oil and gas trade

SHARES

	Issuer	Trading code	First trading day	Nominal value of issue listed	Number of shares traded	Isin code	Sector
1	AERODROM, LJUBLJANA	AELG	8 Oct 1997	1,936.229 SITm	1,936,229	SI 003110327 6	airport services
2	COMET, ZREČE	CHZG	2 Nov 1998	1,700.688 SITm	1,700,688	SI 003110440 7	grinding wheels and other non-metals production
3	DELO, LJUBLJANA	DELR	13 Jan 1999	667.464 SITm	667,464	SI 003110445 6	publishing
4	DELO PRODAJA	DPRG	12 Feb 2001	593.549 SITm	593,549	SI 003110707 9	trade
5	EMONA OBALA	EOKG	7 Jan 1998	1,741.456 SITm	1,741,456	SI 003110268 2	commerce
6	ETOL, CELJE	ETOG	21 Feb 1997	2,546.19 SITm	254,619	SI 003110133 8	essential oils and fragrances production
7	GEODETSKI ZAVOD SLOVENIJE	GZRG	8 Jan 2001	379.820 SITm	379,820	SI 003111033 9	surveying and cartography
8	ISTRABENZ, KOPER	ITBG	16 June 1997	5,180 SITm	5,180,000	SI 003110207 0	holding companies management
9	KOMPAS MTS	MTSG	8 Dec 2000	2,973.005 SITm	2,973,005	SI 003110370 6	catering service, border-crossing and tourist services
10	LUKA KOPER	LKPG	20 Nov 1996	7,140 SITm	7,140,000	SI 003110134 6	transport
11	MLINOTEST, AJDOVŠČINA	MAJG	3 Apr 2000	2,389.177 SITm	2,389,177	SI 003110820 0	food processing industry
12	NIKA, BREŽICE	NIKA	23 June 1992	479.688 SITm	479,688	SI 003110079 3	financial consultancy and services
13							
14	PIVOVARNA LAŠKO	PILR	1 Feb 2000	8,576.801 SITm	8,576,801	SI 003110741 8	brewery
15	SALUS, LJUBLJANA	SALR	16 Jan 1992	134.98 SITm	134,980	SI 003110568 5	full-line pharmaceutical wholesale
16	SAVA, KRANJ	SAVA	6 Jan 2000	20,069.87 SITm	2,006,987	SI 003110845 7	chemicals
17	TERME ČATEŽ	TCRG	26 Aug 1993	3,587.496 SITm	597,916	SI 003110063 7	health resort
18	ŽITO, LJUBLJANA	ZTOG	20 Mar 2000	3,487.65 SITm	348,765	SI 003110844 0	flour, bread, pasta and sweets production

PREFERRED SHARES

	Issuer	Trading code	First trading day	Nominal value of issue listed	Number of shares traded	Isin code	Sector
1	PROBANKA, MARIBOR	PRBP	30 Mar 1993	396.235 SITm	396,235	SI 002120040 5	banking

TRADED SECURITIES - DECEMBER 2005

F2) SEMI-OFFICIAL MARKET (1)

CORPORATE BONDS

	Issuer	Trading code	First trading day	Nominal value of issue traded	Interest rate	Maturity	Sector
1	ABANKA VIPA	AB08	22 Sep 2004	10 EURm	4.9% p.a.	2003-2011	banking
2	ABANKA VIPA	AB09	22 Sep 2004	10 EURm	4.7% p.a.	2003-2011	banking
3	ABANKA VIPA	AB10	7 Mar 2005	21 EURm	4.6% p.a.	2004-2011	banking
4	BANKA CELJE	BCE9	19 Dec 2005	5,000 SITm	3.8% p.a.	2005-2010	banking
5	AUTOCOMMERCE	ACL1E	15 Dec 1997	11,401,808.95 EUR	8% p.a.	1997-2006	foreign and domestic trade, service and production
6	BANKA ZASAVJE	BZ03	27 Jul 2004	5 EURm	4.5% p.a.	2004-2011	banking
7	CIMOS	CIM1	21 Jul 2005	20 EURm	5.75% p.a.	2004-2011	automobile industry
8	DARS	DRS1	30 Dec 2004	13,430 SITm	5.1% p.a.	2004-2024	performing financial engineering, preparatory, organization and policy making of building, maintenance of road network and management of super highways in Republic of Slovenia
9	DARS	DRS2	8 Nov 2005	14.800 SITm	4.5% p.a.	2005-2025	performing financial engineering, preparatory, organization and policy making of building, maintenance of road network and management of super highways in Republic of Slovenia
10	DEOS	DEO1	28 Sep 2005	5.8259 EURm	6% p.a.	2004-2014	the construction and maintenance of safe homes
11	FMR	FMR1	5 May 2005	5 EURm	4.6% p.a.	2004-2009	holding companies management
12	FACTOR BANKA	FB06	23 May 2005	4.196 EURm	2% + 6month EURIBOR	2002-2009	banking
13	FACTOR BANKA	FB08	10 May 2005	6.3 EURm	4.8% p.a.	2003-2008	banking
14	FACTOR BANKA	FB09	10 May 2005	5.927 EURm	4.8% p.a.	2004-2014	banking
15	FACTOR BANKA	FB10	10 May 2005	1,184 SITm	4.25% p.a.	2004-2007	banking
16	FACTOR BANKA	FB11	25 Oct 2005	13 EURm	1.5% + 6 month EURIBOR	2005-2020	banking
17	KD HOLDING	KDH1	16 Dec 2005	40 EURm	5.45% p.a.	2005-2015	holding companies management
18	KD INVESTMENTS	KDO1E	24 July 1996	4,090,335.05 EUR	10% p.a.	1996-2006	investment
19	NOVA LJUBLJANSKA BANKA	NLB8	22 Nov 2002	14,276 EURm	5.5% p.a.	2002-2007	banking
20	NOVA LJUBLJANSKA BANKA	NLB14	6 Jul 2004	17 EURm	5% p.a.	2003-2008	banking
21	NOVA LJUBLJANSKA BANKA	NLB15	1 Dec 2004	13,112.6 SITm	4.8% p.a.	2004-2012	banking
22	POSLOVNI SISTEM MERCATOR	MEO1	10 Feb 2005	36.54 EURm	4.8% p.a.	2004-2011	banking
23	POŠTNA BANKA SLOVENIJE	PBS2	27 Dec 2002	1,500 SITm	6% + TOM	2000-2007	commerce industry, agriculture
24	POŠTNA BANKA SLOVENIJE	PBS5	6 Jan 2004	10 EURm	4.8% p.a.	2004-2008	banking
25	POŠTNA BANKA SLOVENIJE	PBS6	21 Jul 2005	4,000 SITm	4.4% p.a.	2004-2012	banking
26	POŠTNA BANKA SLOVENIJE	PBS7	21 Jul 2005	1,000 SITm	4.7% p.a.	2004-2011	banking
27	POTEZA NALOŽBE	PNO1	29 Sep 2004	10 EURm	5.25% p.a.	2003-2011	enterprise and business counseling
28	PROBANKA, MARIBOR	PRB4	15 Mar 2000	5 EURm	5.5% p.a.	1999-2007	banking
29	PROBANKA, MARIBOR	PRB5	26 Apr 2002	7.85 EURm	6.25% p.a.	2001-2006	banking
30	PROBANKA, MARIBOR	PRB6	30 Jul 2003	6.5 EURm	5.7% p.a.	2002-2008	banking
31	PROBANKA, MARIBOR	PRB7	5 May 2004	12 EURm	5.2% p.a.	2004-2010	banking
32	SIP, STROJNA INDUSTRIJA	SIPBE	19 June 2000	1,763,956.99 EUR	6% p.a.	1999-2009	manufacturing farm equipment
33	DEŽELNA BANKA SLOVENIJE	SZB4	1 Apr 2004	6,753 EURm	6% p.a.	2004-2007	banking

INSURANCE

	Issuer	Trading code	First trading day	Nominal value of issue traded	Coupon interest rate	Maturity	Sector
1	ZAVAROVALNICA TRIGLAV	ZT01	2 Jun 2004	30 EURm	5.125% p.a.	2003-2013	insurance

MUNICIPAL and GOVERNMENT BONDS

	Issuer	Trading code	First trading day	Nominal value of issue traded	Coupon interest rate	Maturity	Sector
1	SLOVENSKA ODŠKODNINSKA DRUŽBA	SOS2E	7 Apr 1997	555,626,591 EUR	6% p.a.	1996-2016	meeting commitments deriving from denationalisation process
2	STANOVAJSKI SKLAD RS	SSR3	8 May 2001	2,000 SITm	6.1% p.a. + TOM	2001-2011	national mortgage agency

TOM (abbreviation for: "temeljna obrestna mera" - base interest rate) - indexation factor calculated as twelve month average of monthly consumer price index

F2) SEMI-OFFICIAL MARKET (2)

COMMON SHARES

	Issuer	Trading code	First trading day	Nominal value of issue traded	Number of shares traded	Isin code	Sector
1	AGROKOMBINAT, MARIBOR	AKMG	24 Sep 1999	403.808 SITm	403.808	SI 003110433 2	retail, foeder production for livestock, meat and milk products, granary services
2	AKTIVA NALOŽBE, LJUBLJANA	ATPG	27 Feb 2004	13.591.508 SITm	13.591.508	SI 002111216 2	holding companies management
3	ALPETOUR POTOVALNA AGENCIJA	APAG	2 Aug 2000	748.680 SITm	374.340	SI 003110989 3	passengers transport
4	AVTOPREVOZNIŠTVO IN SERVISI, VELENJE	ASVG	1 Sep 1997	308.696 SITm	308.696	SI 003110315 1	transport company
5	BELINKA HOLDING	BELG	19 Oct 2000	2.702.532 SITm	2.702.532	SI 003110216 1	holding companies management
6	CAPITA	CAPH	5 Sep 1997	315.963 SITm	315.963	SI 002110003 5	holding companies management
7	CETIS, CELJE	CETG	10 Mar 1997	2.400 SITm	200.000	SI 003110084 3	paper industry and graphics
8	CINKARNA, CELJE	CICG	6 Mar 1998	4.874.862 SITm	812.477	SI 003110380 5	metallurgic and chemical industry
9	COLOR, MEDVODE	COMG	15 Jan 1998	1.900.782 SITm	950.391	SI 003110360 7	resin, colours and varnish industry
10	CREINA, KRANJ	CRKG	21 Feb 2000	155.520 SITm	38.880	SI 003110915 8	production and wholesale of agricultural and industrial machines and gadgets
11	DZS, LJUBLJANA	DZS	12 May 1999	1.429.368 SITm	1.429.368	SI 003110527 1	publishing and trading
12	EGOLES, ŠKOFJA LOKA - V LIKVIDACIJI	GKRG	17 Sep 1999	51.399 SITm	51.399	SI 003110714 5	forest management and sale of wood products
13	ELMO, LJUBLJANA	IELG	22 Feb 2001	708 SITm	708.000	SI 003111026 3	electrical installations
14	ETRA 33	ETRG	7 Nov 2002	454.23 SITm	45.423	SI 003110712 9	production of electromotors, generators and transformers
15	FINIRA	FIRR	10 Oct 2002	2.179.206 SITm	2.179.206	SI 002111138 8	holding companies management
16	FOND INVEST	MHLG	30 Jan 2001	595.241 SITm	595.241	SI 003111007 3	holding companies management
17	GEA COLLEGE	GEAL	5 Jan 1995	248.2 SITm	248.200	SI 003110080 1	consulting
18	GEA TOVARNA OLJA	GDBG	30 June 1996	1.254.96 SITm	1.254.960	SI 003110129 6	oil - producing industry
19	GORENJSKI TISK, KRANJ	GTKG	19 Sep 1996	1.070.328 SITm	1.070.328	SI 003110119 7	graphics services
20	GORIŠKE OPEKARNE, RENČE	GORG	8 Mar 1999	523.634 SITm	523.634	SI 003110499 3	production of different clay brick products
21	GOZDNO GOSPODARSTVO BLEĐ	GDBG	27 Dec 1999	611.9 SITm	611.900	SI 003110737 6	forest management
22	GRAND HOTEL UNION	GHUG	5 Jan 2000	1.814.613 SITm	1.814.613	SI 003110865 5	hotel industry
23	HELIOS, DOMŽALE	HDOG	19 Sep 1996	2.198.61 SITm	219.861	SI 003110114 8	intermediary on fuel, mine sector
24	HIDROTEHNIK, LJUBLJANA	VHLG	5 July 1999	2.198.61 SITm	384.472	SI 003110551 1	building industry and protection against flood damage
25	HOTELI PALACE, PORTOROŽ	PALG	7 Oct 1997	2.346.102 SITm	2.346.102	SI 003110330 0	hotel industry
26	HRAM HOLDING	ST1R	27 Jan 2004	4.346.667 SITm	4.346.667	SI 002111210 5	holding companies management
27	IMP ČRPALKE	ICRG	9 Sep 1998	333.034 SITm	333.034	SI 003110434 0	production of pumps
28	IMP KLIMAT	KLIG	26 Apr 2002	353.9 SITm	353.900	SI 003111114 7	production of air conditioning equipment
29	INFOND HOLDING	IFFR	23 Sept 2002	16.833.414 SITm	16.833.414	SI 002111076 0	holding companies management
30	INFOND HOLDING 1	IFHR	22 Jul 2004	3.777.004 SITm	3.777.004	SI 002111308 7	holding companies management
31	INLES, RIBNICA	IHPG	8 Oct 1999	1.424.82 SITm	712.410	SI 003110745 9	production of furniture
32	INTARA, LJUBLJANA	INTR	5 Jan 1995	101 SITm	101.000	SI 003110114 8	brokerage house
33	INTERTRADE ITA	INRG	20 Oct 1997	695.31 SITm	69.531	SI 003110333 4	mechanical engineering representative
34	ISKRA AVTOELEKTRIKA	IALG	26 Oct 2004	3.216.626 SITm	1.608.313	SI 003110704 6	production of electrical equipment for machinery and vehicles
35	JADRAN, SEŽANA	JASG	23 Sep 1996	165.302 SITm	165.302	SI 003110154 4	commerce industry
36	JATA EMONA	JAMR	15 Jan 2002	3.197.534 SITm	3.197.534	SI 003111109 7	production and retailing of poultry meat
37	JAVOR, PIVKA	JPIG	13 Nov 2000	1.194.7 SITm	1.194.700	SI 003110910 9	production of plywood, bound and layer wood, fibre and other slabs
38	JELEN, SLOVENSKE KONJICE	JESG	29 Nov 1999	67.798 SITm	67.798	SI 003110430 8	restaurant & hotel capacities
39	JUTEKS, ŽALEC	JTKG	2 Nov 1999	641.432 SITm	641.432	SI 003110786 3	carpet production on various linings
40	KD HOLDING	KDHR	5 Feb 2001	21.405.12 SITm	2.675.640	SI 0031111046 1	holding companies management
41	KOŠAKI TMI, MARIBOR	TKMG	11 Oct 1999	432.36 SITm	43.236	SI 003110424 1	secondary meat industry and production of meat products
42	KRONA HOLDING	KRHR	9 May 2002	1.287.121 SITm	1.287.121	SI 002111124 8	holding companies management
43	KSZ NALOŽBE	KS2G	22 Dec 2003	4.353.967 SITm	4.353.967	SI 002111203 0	holding companies management
44	LESNINA	MILG	12 Jan 2002	2.906.81 SITm	76.495	SI 003111116 2	wholesale and retail of furniture
45	LESNINA EMMI, SLOVENSKA BISTRICA	LSBG	8 May 1996	689.49 SITm	689.490	SI 003110035 5	aluminium and wood production
46	ŽITO INTES	IMTG	9 Mar 2000	2.518.194 SITm	2.518.194	SI 003110920 8	cereal processing and production of farinaceous food

F2) SEMI-OFFICIAL MARKET (3)

COMMON SHARES

	Issuer	Trading code	First trading day	Nominal value of issue traded	Number of shares traded	Isin code	Sector
47	LIP BLEĐ	LLBG	12 Jan 2000	1,942.454 SITm	1,942,454	SI 003110871 3	wood manufacturing
48	LIV POSTOJNA	LIVG	16 Nov 1999	1,616 SITm	161,600	SI 003110796 2	production of vacuum cleaners, plastic tubes and fittings, bicycles, hydraulic elevators and concrete mixers
49	LIZ INŽENIRING, LJUBLJANA	LIZG	11 Mar 1999	123,846 SITm	123,846	SI 003110371 4	consulting and engineering in object construction
50	MARINA, PORTOROŽ	MAPG	19 Sep 1996	627,864 SITm	313,932	SI 003110058 7	naautical and hotel industry
51	MAKSIMA HOLDING	MAHR	6 May 2003	6,399.85 SITm	6,399,850	SI 002111151 1	holding companies management
52	MAKSIMA INVEST	MKIR	26 Oct 2004	7,451.949 SITm	7,451,949	SI 002111319 4	holding companies management
53	MEDALJON, MARIBOR	MEDR	12 Oct 1999	1,734 SITm	1,734,000	SI 003110691 5	management of holding companies, business operations of own real estate and renting own real estate
54	MEDVEŠEK PUŠNIK, LJUBLJANA	MPL	12 Dec 1997	160 SITm	80,000	SI 002110324 5	financial consulting
55	MELAMIN, KOČEVJE	MKOG	23 Sep 1996	349,913 SITm	349,913	SI 00311020 1	chemical industry
56	MERCATA	MROTA	27 Jul 2004	2,891.874 SITm	2,891,874	SI 002111199 0	holding companies management
57	MESNA INDUSTRIJA PRIMORSKE	MIPG	19 June 2000	1,478.742 SITm	1,478,742	SI 003110969 5	meat processing industry; wholesale and retail trade with provisions
58	MITOL, SEŽANA	MISG	15 May 1997	687,627 SITm	687,627	SI 003110271 6	production and sale of adhesive substances and resinous compound
59	MKT PRINT	MKTG	11 Oct 1999	1,039.54 SITm	103,954	SI 003110094 2	printing, publishing, retail and wholesale
60	MODRA LINJA HOLDING	MLHR	20 Nov 2002	1,882,991 SITm	1,882,991	SI 002111058 8	holding companies management
61	M1	M1R	4 Aug 2004	2,681.638 SITm	2,681,638	SI 002111311 1	holding companies management
62	NAMA, LJUBLJANA	NALN	30 Apr 2004	953.795 SITm	953,795	SI 003110269 0	retail trade and renting of business premises
63	NFD HOLDING	NFZR	10 Dec 2003	31,859.997 SITm	31,859,997	SI 002111200 6	holding companies management
64	NIKO, ŽELEZNIKI	NKPG	17 Sep 1999	358.75 SITm	35,875	SI 003110717 8	office material, industrial paper-clips, electromagnets and other metal mechanisms production
65	PLAMA PUR	POPG	6 Dec 1999	686.798 SITm	686,798	SI 003110822 6	production and refashioning of poliuretanic (plastic) foams
66	POM-INVEST	POIR	19 Oct 2001	2,241.983 SITm	2,241,983	SI 002111098 4	holding companies management
67	POM-NALOŽBE	PPIG	13 May 2004	2,296.5 SITm	2,296,500	SI 002111303 8	holding companies management
68	PRVA POKOJNINSKA DRUŽBA	PPDG	20 Jul 2005	1,700 SITm	170,000	SI 002120064 5	company's core activity includes pension funds
69	RTC KRVAVEC	RKRG	17 Oct 1997	2,311.468 SITm	1,155,734	SI 003110328 4	ski resort
70	SATURNUS EMBALAŽA, LJUBLJANA	SELR	3 Nov 1997	672.512 SITm	84,064	SI 003111175 8	production of package
71	SIJAJ, HRASTNIK	SIHG	7 Oct 1999	268.8 SITm	26,880	SI 003110742 6	production of decorative lights and metal products
72	KD GROUP	SKDR	21 Dec 2000	372,872 SITm	186,436	SI 003111016 4	holding companies management
73	SLOVENIJALES, LJUBLJANA	SLLG	8 May 1996	2,733.77 SITm	273,377	SI 003110040 5	commerce, engineering, representation
74	TEKSTINA, AJDOVŠČINA	TEAG	12 Feb 1997	1,127.293 SITm	1,127,293	SI 0310222 1	textile industry
75	TERME DOBRNA	ZDDG	5 July 1999	692.542 SITm	692,542	SI 0310539 6	medical services, tourist and hotel trade
76	TOSAMA, DOMŽALE	TODG	13 Sep 1996	2,956.7 SITm	295,670	SI 003110136 1	sanitary material production
77	TOVARNA SLADKORJA ORMOŽ	TSOR	12 Apr 1996	4,971.63 SITm	497,163	SI 003110020 7	sugar production
78	TRDNJAVA HOLDING	TROR	31 Mar 2004	2,593.123 SITm	2,593,123	SI 002111219 6	holding companies management
79	TRDNJAVA I HOLDING	TR1R	31 Mar 2004	891.75 SITm	891,750	SI 002111220 4	holding companies management
80	TRIGLAV NALOŽBE	TRSG	7 Apr 2004	13,182.366 SITm	13,182,366	SI 002111223 8	holding companies management
81	TRIGLAV, finančna družba	TFDR	4 Mar 2003	6,356.989 SITm	6,356,989	SI 002111120 6	holding companies management
82	TUB SWATY, MARIBOR	TUBG	30 Dec 1997	1,155.76 SITm	288,940	SI 003110344 1	production and trade of knife grinders
83	VELANA, LJUBLJANA	VLJG	23 Dec 2002	1,409.645 SITm	1,409,645	SI 003110069 4	non-clothing textile manufacturer
84	VIPA HOLDING	VHDR	5 Nov 2003	7,347.565 SITm	7,347,565	SI 002111131 3	other financial intermediation
85	VIZIJA HOLDING	VIHR	17 Mar 2003	2,277.503 SITm	2,277,503	SI 002111125 5	holding companies management
86	VIZIJA HOLDING ENA	VZPG	3 Feb 2004	2,129.725 SITm	2,129,725	SI 002111211 3	holding companies management
87	ZDRAVILIŠČE ROGAŠKA	RGS	11 Feb 1999	900.462 SITm	900,462	SI 003110489 4	health resort
88	ZLATA MONETA II finančna družba	ZMZR	13 Nov 2003	8,232.861 SITm	8,232,861	SI 002111198 2	other financial intermediation
89	ZVON ENA HOLDING	ZVHR	30 Oct 2003	12,431.743 SITm	12,431,743	SI 002111177 6	holding companies management
90	ZVON DVA HOLDING	ZVZR	25 Feb 2004	14,120.934 SITm	14,120,934	SI 002111215 4	holding companies management
91	ŽELEZARNA RAVNE - MONTER DRAVOGRAD	ZMDG	17 Sep 1999	336.225 SITm	336,225	SI 003110696 4	management of investment portfolios of subsidiaries

PREFERRED SHARES

	Issuer	Trading code	First trading day	Nominal value of issue traded	Number of shares traded	Isin code	Sector
1	KD HOLDING	KDHP	18 July 2001	2,131.304 SITm	266,413	SI 003120050 2	holding companies management
2	PRVA POKOJNINSKA DRUŽBA	PPDG	20 Jul 2005	1,700 SITm	170,000	SI 002120064 5	pension insurance
3	ZDRAVILIŠČE ROGAŠKA	RGP	11 Feb 1999	55.976 SITm	27,988	SI 003120028 8	health resort

F2) SEMI-OFFICIAL MARKET (4)

CLOSED-END FUNDS

	Issuer	Trading code	First trading day	Nominal value of issue traded	Number of shares traded	Isin code	Sector
1	MAKSIMA, delniška ID	MAIR	21 May 2003	7,811.823 SITm	7,811,823	SI 002111152 9	investment fund
2	INFOND ID	IFIR	23 Sept 2002	8,132.314 SITm	8,132,314	SI 002111078 6	investment fund
3	INFOND ID 1	IFDR	2 Aug 2004	4,956.471 SITm	4,956,471	SI 002111307 9	investment fund
4	KD ID	KDIR	9 Feb 2001	9,181.542 SITm	9,181,542	SI 002111341 8	investment fund
5	KRONA SENIOR	SNON	8 Dec 1998	7,317.04 SITm	73,170,428	SI 002110590 1	investment fund
6	MODRA LINIJA	MLON	7 Apr 1998	3,415,383,300 SIT	34,156,833	SI 002110596 8	investment fund
7	NFD 1 DELNIŠKI INVESTICIJSKI SKLAD	NFIN	26 Oct 1998	15,833.01 SITm	160,580,300	SI 002110600 8	investment fund
8	VIPA INVEST	VIIN	13 Nov 2003	3,079.247 SITm	3,079,247	SI 002111132 1	investment fund
9	ZLATA MONETA I	ZM1N	31 Mar 1999	13,659.56 SITm	136,595,600	SI 002110617 2	investment fund
10	ZVON ENA ID	ZVIR	24 Nov 2003	2,277.577 SITm	2,277,577	SI 002111178 4	investment fund