



MONTHLY STATISTICS
LJUBLJANA STOCK EXCHANGE

February 2006
Year XII., No. 02/06

TURNOVER

Market	Turnover (in EURm)	Volume in pieces	Number of bargains
Official market	37.35	589,226	6,496
Prime market shares	28.81	273,223	4,070
Shares	6.14	127,224	1,894
Bonds	2.39	188,779	532
Semi-official market	18.33	5,819,715	15,942
Shares	5.40	1,163,941	10,013
Bonds	5.52	94,960	428
Investment funds	7.42	4,560,814	5,501
Short-term securities	0	0	0
Market maker trading segment*	131.99	3,196,641	104
Bonds	83.84	2,024,401	57
Short-term securities	48.15	1,172,240	47
Total via BTS with shares	40.35	1,564,388	15,977

*special segment for trading in securities issued by Republic of Slovenia.

MARKET SIZE

Market	Market capitalisation (in EURm)	Number of securities	Number of issuers
Official market	10,105.38	87	34
Prime market shares	3,595.38	7	7
Shares	1,555.66	19	19
Bonds	4,954.34	61	8
Semi-official market	3,419.86	134	115
Shares	1,622.23	89	87
Bonds	1,208.92	37	21
Investment funds	588.71	8	8
Short term securities	0	1	2
Total (cap. of shares)	6,773.27	221	142

MONTHLY TURNOVER BY MARKETS IN SITm - OTHER
SECURITIES

	Organized market			
	Official and semi-official market	Market maker segment**	Block trades	Off-market trades*
feb.05	3,228		32,111	10,790
mar.05	5,041		14,211	24,450
apr.05	3,439		22,567	18,540
may.05	3,483		27,366	19,842
1.6.2005	3,599		40,519	27,922
jul.05	2,589		18,109	21,003
aug.05	2,148		27,759	11,036
sep.05	3,875	68,412	7,320	33,387
oct.05	2,576	42,767	5,040	5,000
nov.05	3,099	52,437	4,445	13,784
dec.05	4,590	51,613	8,349	14,097
jan.06	3,237	35,578	5,506	22,946
feb.06	3,672	31,622	4,354	8,684

MONTHLY TURNOVER BY MARKETS IN SITm - SHARES

	Organized market	Block trades	Off-market trades*
feb.05	8,911	965	8,523
mar.05	9,361	1,347	7,023
apr.05	6,160	891	4,899
may.05	4,533	593	17,060
jun.05	5,533	887	7,572
jul.05	6,254	926	3,952
aug.05	4,583	650	4,928
sep.05	10,495	9,042	13,044
oct.05	9,508	5,854	13,176
nov.05	11,015	47,811	34,587
dec.05	8,104	12,393	36,047
jan.06	10,628	4,445	29,588
feb.06	9,668	7,148	22,592

* appreciation of off-market transactions with marketable securities based on volume of off-market transaction (block trades excluded) and their monthly average prices

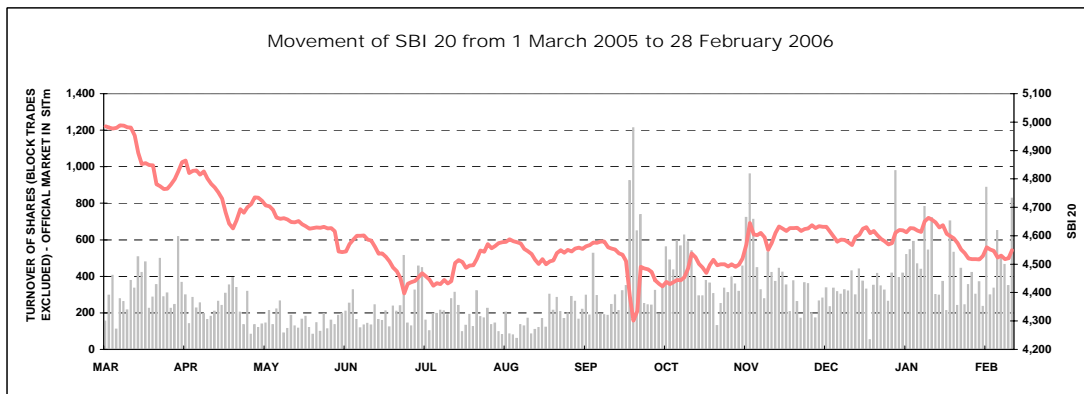
* appreciation of off-market transactions with marketable securities based on volume of off-market transaction (block and Market Maker Trading Segment trades excluded) and their monthly average prices

** special segment for trading in securities issued by Republic of Slovenia

NOMINAL RETURN

STOCK EXCHANGE INDICES	Nominal return in February 2006	Nominal return 28 Feb 2006 / 31 Dec 2006
Slovene stock exchange index (SBI 20)	-1.88%	-1.74%
Investment fund index (PIX)	-3.81%	-2.57%
Bond index (BIO)	-0.18%	-1.23%

Movement of SBI 20 from 1 March 2005 to 28 February 2006





ISSUER

Ljubljana Stock Exchange Inc.
Slovenska 56
1000 Ljubljana

INFORMATIONS

E-mail:	info@ljse.si
Phone:	+386 1 47-10-211 +386 1 47-10-205
Contact persons:	Saša Cvetanović, Boštjan Šbül

STATISTICS ON WEB:

<http://www.ljse.si/cgi-bin/jve.cgi?doc=1989&sid=oW6SxKEMNaGgXs4b>

The screenshot shows the Ljubljana Stock Exchange (BORZA) website. The header includes the logo and navigation links: Contact, Contents, SLO, Search. The main navigation bar lists: WHAT'S NEW, SECURITIES, STATISTICAL DATA, FOR ISSUERS, FOR INVESTORS, ABOUT THE LJSE.

Welcome
Welcome to the Ljubljana Stock Exchange website!

QUICK LINKS
SEOnet
Daily price list
Data archives
List of members
LJSE Indices
Statistical data

INDICES AS AT Mar 9. 2006

Index	Change %
SBI20	0.00% ▲
PII	0.00% ▲
BIO	0.00% ▲

Ascending SBI20, 4,535,49 + 0,00%

PRIME MARKET SHARES on Mar 8. 2006

Symbol	Value (EUR)	Change in %	Turnover (EURm)
DRKR	9.89	-1.24% ▼	0.00
GRVG	22.36	0.19% ▲	0.12
IEKG	20.87	0.00% ▲	0.01
KRKG	497.93	0.50% ▲	1.38
MELR	154.27	0.34% ▲	0.14
MER	147.00	-0.79% ▼	0.02
PETG	293.27	0.23% ▲	0.17

ABOUT THE LJSE
Market capitalisation (EURm): 13,470.31
Turnover (EURm): 3,076,940.85
No of securities: 222

NEW
The Prime Market
LJSE preparations for EURO
Road Show in London
LJSE Liquidity Criteria

MEDIA ROOM
Detailed

WHAT'S NEW
Issuer's announcements >>
KRKA, d.d., Novo mesto - The Pfizer's lawsuit over Yasnal product
DROGA KOLINSKA, d.d. - Press Release
MERCATOR, d.d., Ljubljana - The correction of the announcement...
Stock Exchange announcements >>
Statistical announcements >>

Invest in slovenia's best companies
slovene stock exchange index

Address: <http://www.ljse.si/cgi-bin/jve.cgi?doc=1468&sid=GHLA583722uIG3os>

Done Internet 9. marec 2006

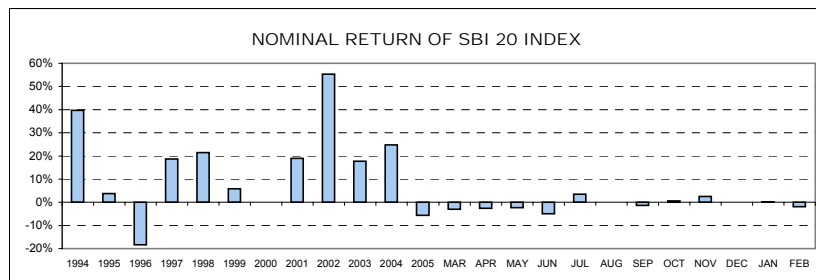
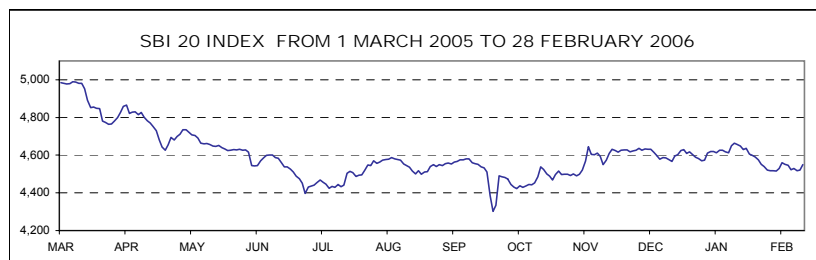
INDEX

	Page
A) STOCK EXCHANGE INDICES	1
A1) Values, yields and movements of Stock Exchange Indices	1
A2) Index compositions	3
B) NUMBER OF ISSUERS, TRADED SECURITIES AND MEMBERS	4
C) TURNOVER	5
C1) Monthly turnover by securities on official market	5
C2) Monthly turnover by securities on semi-official market	7
C3) Monthly turnover by securities on market maker trading segment	10
C4) Most traded securities	12
C5) Turnover by LJSE members	13
C6) Monthly turnover in Years 2005 and 2006	17
D) MARKET CAPITALISATION	20
D1) Market capitalisation of shares	21
D2) Market capitalisation of bonds	24
D3) Market capitalisation of investment funds	26
E) OTHER	27
E1) Indicators (shares on official market)	27
E2) Record values	28
E3) New listed securities and changes	29
F) LIST OF SECURITIES	30
F1) Official market	30
F2) Semi-official market	32

A) STOCK EXCHANGE INDICES

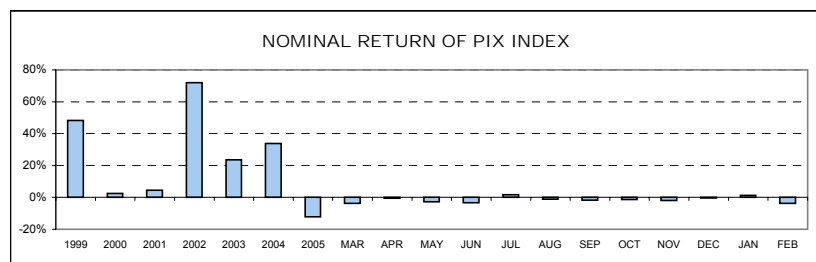
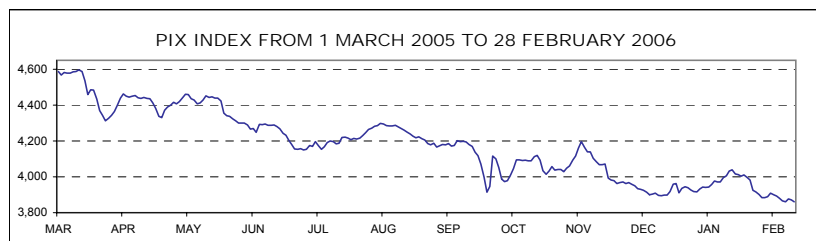
SBI 20 - SLOVENE STOCK EXCHANGE INDEX

Year	Max	Date	Min	Date	Close	Nominal return
1994	1,804.00	10 May 1994	1,015.92	6 Jan 1994	1,396.81	39.68%
1995	1,590.17	9 Nov 1995	1,016.99	13 July 1995	1,448.75	3.72%
1996	1,589.18	13 Mar 1996	891.93	10 Sept 1996	1,183.26	-18.33%
1997	1,655.36	10 Feb 1997	1,052.44	8 Jan 1997	1,404.70	18.71%
1998	2,026.47	10 Aug 1998	1,378.49	6 Jan 1998	1,705.77	21.43%
1999	1,981.87	19 Feb 1999	1,679.48	5 Jan 1999	1,806.26	5.89%
2000	1,903.66	24 Jan 2000	1,584.23	25 May 2000	1,807.94	0.09%
2001	2,159.35	19 Dec 2001	1,700.24	25 Apr 2001	2,151.59	19.01%
2002	3,547.64	8 Nov 2002	2,140.80	3 Jan 2002	3,356.44	56.00%
2003	4,034.53	5 Dec 2003	3,067.67	3 Jul 2003	3,931.64	17.14%
2004	4,935.29	15 Nov 2004	3,922.74	5 Jan 2004	4,904.48	24.74%
2005	5,131.61	1 Feb 2005	4,301.58	28 Sep 2005	4,630.10	-5.59%
Year 2006	Max	Date	Min	Date	Close	Nominal return
January	4,663.04	25 Jan 2006	4,569.47	10 Jan 2006	4,637.03	0.15%
February	4,606.29	1 Feb 2006	4,515.97	15 Feb 2006	4,549.71	-1.88%



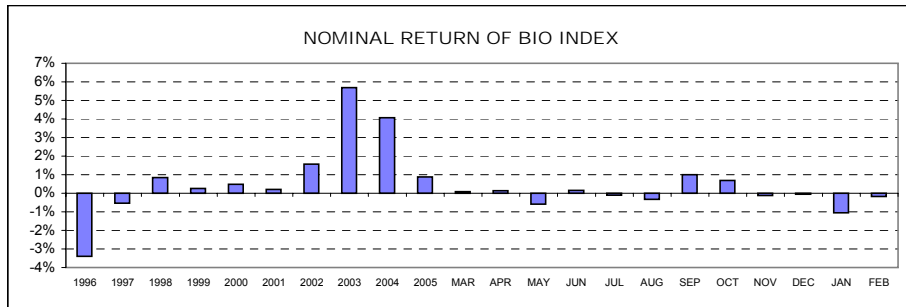
PIX - INVESTMENT FUNDS INDEX

Year	Max	Date	Min	Date	Close	Nominal return
1999	1,633.77	19 Oct 1999	965.15	29 Apr 1999	1,483.50	48.35%
2000	1,572.13	17 Jan 2000	1,097.07	25 May 2000	1,520.79	2.51%
2001	1,588.02	28 Dec 2001	1,328.44	23 May 2001	1,588.02	4.42%
2002	3,013.05	27 Nov 2002	1,551.00	3 Jan 2002	2,729.73	71.89%
2003	3,374.22	29 Dec 2003	2,558.26	12 Mar 2003	3,372.03	23.53%
2004	4,606.40	26 Nov 2004	3,367.18	5 Jan 2004	4,513.38	33.85%
2005	4,752.47	31 Jan 2005	3,893.96	22 Dec 2005	3,962.29	-12.21%
Year 2006	Max	Date	Min	Date	Close	Nominal return
January	4,038.91	27 Jan 2006	3,910.11	3 Jan 2006	4,013.39	1.29%
February	4,010.39	2 Feb 2006	3,860.13	23 Feb 2006	3,860.63	-3.81%



BIO - STOCK EXCHANGE BOND INDEX

Year	Max	Date	Min	Date	Close	Nominal return
1995	113.52	14 Dec 1995	100.46	5 July 1995	111.68	n.a
1996	111.96	8 Jan 1996	106.61	28 June 1996	107.89	-3.39%
1997	110.97	8 Apr 1997	104.90	29 Jan 1997	107.31	-0.54%
1998	108.22	30 Dec 1998	101.68	25 May 1998	108.22	0.85%
1999	110.52	4 Feb 1999	104.53	16 Aug 1999	108.50	0.26%
2000	109.63	15 Dec 2000	103.96	9 June 2000	109.03	0.49%
2001	110.08	17 Sept 2001	107.81	21 Mar 2001	109.25	0.20%
2002	111.06	27 Dec 2002	107.17	12 Mar 2002	110.96	1.57%
2003	118.14	21 Nov 2003	110.20	24 Jan 2003	117.27	5.69%
2004	122.27	27 Dec 2004	116.28	14 Jan 2004	122.04	4.07%
2005	123.41	7 Oct 2005	120.63	20 Jan 2005	123.11	0.88%
Year 2006	Max	Date	Min	Date	Close	Nominal return
January	122.78	3 Jan 2006	121.43	30 Jan 2006	121.82	-1.05%
February	122.22	9 Feb 2006	121.10	24 Feb 2006	121.60	-0.18%



A2) INDEX COMPOSITIONS

COMPOSITION OF SLOVENE STOCK EXCHANGE INDEX - SBI 20 ON 28 FEBRUARY 2006

Issuer	Trading code	Adjusted number of shares	Base value in SIT	Adjusted share	Sector	Market capitalisation (free float) of index on 28 Feb 2006	Sector share
KRKA	KRKG	493,181	30,026.12	10.00	pharmaceuticals	57,735,575,217 SIT	11.44%
PETROL	PETG	721,748	22,251.50	10.00	oil and gas	50,624,970,913 SIT	10.03%
MERCATOR	MELR	1,365,771	4,520.37	10.00	trade	50,946,686,385 SIT	17.06%
PIVOVARNA LAŠKO	PILR	6,938,235	6,199.69	10.00	food and beverages	51,954,752,562 SIT	15.06%
SAVA	SAVA	1,210,176	16,791.89	10.00	industrial conglomerates	51,260,550,296 SIT	16.92%
GORENJE	GRVG	8,875,709	2,157.29	9.48	household appliances	47,547,084,356 SIT	9.42%
ISTRABENZ	ITBG	4,329,907	2,700.00	7.02	industrial conglomerates	34,105,854,757 SIT	
LUKA KOPER	LKPG	5,115,201	2,310.79	6.99	transport	32,936,165,415 SIT	15.69%
MERKUR	MER	996,094	18,003.70	6.69	trade	35,138,510,772 SIT	
INTEREUROPA	IEKG	5,961,900	4,919.17	6.13	transport	29,088,944,766 SIT	
AERODROM LJUBLJANA	AELG	1,936,229	11,492.98	3.88	transport	17,142,035,568 SIT	
DROGA KOLINSKA	DRKR	6,381,643	2,900.00	3.61	food and beverages	15,007,965,109 SIT	
TERME ČATEŽ	TCRG	381,720	39,457.14	2.34	health resort	12,303,801,352 SIT	2.44%
DELO	DELR	367,182	29,663.00	2.15	publishing	9,822,111,156 SIT	1.95%
ŽITO	ZTOG	300,312	18,007.22	1.70	food and beverages	9,008,663,276 SIT	
Market capitalisation of index						504,623,671,900.26	
Share of market capitalisation (shares official market) in index							40.89%

COMPOSITION OF INVESTMENT FUNDS INDEX - PIX ON 28 FEBRUARY 2006

Issuer	Trading code	Adjusted number of shares	Base value in SIT	Adjusted share	Market capitalisation of index on 28 Feb 2006
INFOND ID	IFIR	6,329,610	1,691.31	15.00%	13,882,037,356 SIT
KD ID	KDIR	7,491,343	577.40	15.00%	13,568,769,922 SIT
MAKSIMA ID	MAIR	6,274,062	1,707.96	15.00%	14,490,573,595 SIT
NFD 1	NF1N	45,927,086	65.42	15.00%	14,098,696,860 SIT
ZLATA MONETA I, ID	ZM1N	108,099,327	23.56	15.00%	14,116,691,113 SIT
KRONA SENIOR	SNOG	7,316,086	1,677.12	13.20%	10,940,840,809 SIT
ZVON ENA ID	ZVIR	2,277,577	2,500.14	6.05%	5,255,121,739 SIT
INFOND ID 1	IFDR	4,956,471	1,232.99	5.76%	5,197,305,926 SIT
Market capitalisation of index					91,550,037,320 SIT
Share of market capitalisation (inv.funds) in index					64.91%

COMPOSITION OF STOCK EXCHANGE BOND INDEX - BIO ON 28 FEBRUARY 2006

Bonds	Trading code	Base value	Share
SLOVENSKA ODŠKODNINSKA DRUŽBA 2 nd Issue	SOS2E	104.03	50.00
REPUBLIKA SLOVENIJA 53 rd Issue	RS53	111.12	20.94
REPUBLIKA SLOVENIJA 26 th Issue	RS26	110.00	15.79
REPUBLIKA SLOVENIJA 38 th Issue	RS38	118.39	13.27

B) NUMBER OF ISSUERS, TRADED SECURITIES AND MEMBERS

	31 Dec 2004	31 Dec 2005	31 Jan 2006	28 Feb 2006
NUMBER OF ISSUERS	172	148	145	142
Official market	40	33	34	34
Prime market shares		7	7	7
Shares	29	18	19	19
Bonds	11	8	8	8
Semi-official market	137	121	118	115
Shares	111	91	90	87
Bonds	15	21	21	21
Investment funds	11	10	8	8
Short term securities	1	1	1	1
	31 Dec 2004	31 Dec 2005	31 Jan 2006	28 Feb 2006
NUMBER OF SECURITIES	254	227	226	221
Official market	105	88	90	87
Prime market shares		7	7	7
Shares	29	18	19	19
Bonds	76	63	64	61
Semi-official market	149	139	136	134
Shares	113	93	92	89
Bonds	25	36	36	37
Investment funds	11	10	8	8
Short term securities	10	12	12	10
	31 Dec 2004	31 Dec 2005	31 Jan 2006	28 Feb 2006
NUMBER OF MEMBERS	27	27	27	27

C) TURNOVER

C1) TURNOVER BY SECURITIES ON OFFICIAL MARKET IN FEBRUARY 2006

1. Shares

Issue	Total (block trades excluded) (in SIT)	Total (block trades excluded) (in EUR)	Block trades (in SIT)	Cross trades (in SIT)	Share in total turnover (block trades excluded) on official market	Share in turnover (block trades excluded) of shares	Volume in pieces (block trades excluded)	Number of bargains (block trades excluded)
Total shares	8,374,798,478	34,957,132	6,765,298,283	458,833,937	93.60%	100.00%	400,447	5,964
Common shares	8,371,877,946	34,944,941	6,765,298,283	458,833,937	93.57%	99.97%	399,992	5,946
PRIME MARKET SHARES	6,902,758,294	28,812,715	6,166,658,588	324,175,047	77.15%	82.42%	273,223	4,070
1 KRKA	2,997,492,925	12,511,710	1,773,465,872	112,962,164	33.50%	35.79%	25,571	1,394
2 PETROL	1,773,716,318	7,403,666	448,261,000	103,134,685	19.82%	21.18%	25,481	880
3 MERCATOR	1,102,802,908	4,603,280	69,136,000	34,016,820	12.33%	13.17%	29,513	639
4 GORENJE	619,435,791	2,585,576	3,195,665,716	18,846,814	6.92%	7.40%	115,191	571
5 INTEREUROPA	223,309,977	932,109	151,380,000	15,630,222	2.50%	2.67%	45,825	320
6 MERKUR	117,889,950	492,078	528,750,000	37,700,094	1.32%	1.41%	3,332	118
7 DROGA KOLINSKA	68,110,425	284,296	0	1,884,248	0.76%	0.81%	28,310	148
SHARES	1,469,119,652	6,132,226	598,639,695	134,658,890	16.42%	17.54%	126,769	1,876
1 PIVOVARNA LAŠKO	316,855,944	1,322,615	105,000,000	9,618,456	3.54%	3.78%	42,675	244
2 SAVA	209,220,998	873,304	221,499,195	24,320,620	2.34%	2.50%	4,971	251
3 SALUS, LJUBLJANA	206,117,435	860,353	0	5,002,000	2.30%	2.46%	1,694	62
4 AUTOCOMMERCE	203,400,649	848,993	0	19,361,741	2.27%	2.43%	21,198	311
5 TERME ČATEŽ	116,314,703	485,501	177,408,000	44,261,100	1.30%	1.39%	3,578	58
6 LUKA KOPER	115,942,512	483,951	30,232,500	4,986,427	1.30%	1.38%	17,648	303
7 ISTRABENZ	102,970,330	429,804	0	3,371,272	1.15%	1.23%	13,168	252
8 ŽITO	99,950,451	417,201	64,500,000	11,457,604	1.12%	1.19%	3,319	160
9 AERODROM LJUBLJANA	57,621,043	240,513	0	3,322,066	0.64%	0.69%	6,180	118
10 ETOL	21,975,027	91,726	0	1,933,002	0.25%	0.26%	471	33
11 MLINOTEST	5,856,713	24,446	0	2,351,622	0.07%	0.07%	4,597	29
12 EMONA OBALA	4,049,470	16,902	0	3,741,356	0.05%	0.05%	4,533	10
13 GEODETSKI ZAVOD SLOVENIJE	4,027,370	16,810	0	448,500	0.05%	0.05%	1,751	9
14 DELO	2,082,710	8,693	0	27,400	0.02%	0.02%	78	14
15 DELO PRODAJA	1,587,304	6,626	0	8,004	0.02%	0.02%	393	9
16 COMET	895,273	3,737	0	196,000	0.01%	0.01%	447	8
17 NIKA	251,720	1,051	0	251,720	0.00%	0.00%	68	5
18 KOMPAS MTS	0	0	0	0	0.00%	0.00%	0	0
Preferred shares	2,920,532	12,191	0	0	0.03%	0.03%	455	18
1 PROBANKA	2,920,532	12,191	0	0	0.03%	0.03%	455	18

2. Bonds

Issue	Total (block trades excluded) (in SIT)	Total (block trades excluded) (in EUR)	Block trades (in SIT)	Cross trades (in SIT)	Share in total turnover (block trades excluded) on official market	Share in turnover (block trades excluded) of bonds	Volume in pieces (block trades excluded)	Number of bargains (block trades excluded)
Total bonds	572,645,697	2,390,343	868,299,154	266,410,425	6.40%	100.00%	188,779	532
1 ABANKA VIPA 7 th Issue	98,634,956	411,723	0	0	1.10%	17.22%	3,910	1
2 REPUBLIKA SLOVENIJA 39 th Issue	91,592,113	382,325	0	13,005,303	1.02%	15.99%	154,666	310
3 REPUBLIKA SLOVENIJA 57 th Issue	54,624,000	228,012	0	27,349,000	0.61%	9.54%	5,055	5
4 REPUBLIKA SLOVENIJA 21 st Issue	51,853,302	216,447	0	46,458,569	0.58%	9.06%	6,348	17
5 REPUBLIKA SLOVENIJA 38 th Issue	34,281,947	143,100	0	32,730,519	0.38%	5.99%	1,234	10
6 REPUBLIKA SLOVENIJA 59 th Issue	30,728,246	128,266	119,340,000	30,728,246	0.34%	5.37%	3,011	6
7 REPUBLIKA SLOVENIJA 58 th Issue	30,041,502	125,400	0	21,108,522	0.34%	5.25%	3,036	22
8 REPUBLIKA SLOVENIJA 62 nd Issue	24,709,500	103,143	0	24,709,500	0.28%	4.31%	2,550	1
9 REPUBLIKA SLOVENIJA 54 th Issue	22,439,667	93,668	0	17,063,667	0.25%	3.92%	1,994	10
10 REPUBLIKA SLOVENIJA 31 st Issue	20,660,000	86,239	0	0	0.23%	3.61%	2,000	1
11 REPUBLIKA SLOVENIJA 53 rd Issue	16,437,033	68,612	78,258,587	12,698,680	0.18%	2.87%	624	19
12 STANOVANJSKI SKLAD RS 2 nd Issue	12,688,209	52,963	0	4,211,788	0.14%	2.22%	196	8
13 REPUBLIKA SLOVENIJA 48 th Issue	12,117,028	50,579	110,616,570	1,567,133	0.14%	2.12%	479	5
14 REPUBLIKA SLOVENIJA 29 th Issue	9,540,606	39,824	0	662,152	0.11%	1.67%	373	10
15 NLB 10 th Issue	8,694,000	36,291	0	8,694,000	0.10%	1.52%	84	13
16 REPUBLIKA SLOVENIJA 26 th Issue	8,485,835	35,422	102,494,997	1,797,472	0.09%	1.48%	330	11
17 REPUBLIKA SLOVENIJA 27 th Issue	7,531,050	31,436	143,290,000	3,246,550	0.08%	1.32%	738	8
18 ABANKA 4 th Issue	6,182,571	25,807	0	6,182,571	0.07%	1.08%	253	7
19 REPUBLIKA SLOVENIJA 55 th Issue	5,883,792	24,560	0	1,461,725	0.07%	1.03%	585	24
20 REPUBLIKA SLOVENIJA 51 st Issue	4,457,405	18,606	0	4,457,405	0.05%	0.78%	431	4
21 REPUBLIKA SLOVENIJA 18 th Issue	3,839,073	16,025	0	183,291	0.04%	0.67%	147	3
22 REPUBLIKA SLOVENIJA 32 nd Issue	2,632,567	10,989	0	2,072,026	0.03%	0.46%	102	9
23 REPUBLIKA SLOVENIJA 49 th Issue	2,532,787	10,572	0	0	0.03%	0.44%	26	5
24 REPUBLIKA SLOVENIJA 23 rd Issue	2,245,776	9,374	0	0	0.03%	0.39%	86	1
25 ABANKA 6 th Issue	1,631,242	6,809	0	0	0.02%	0.28%	65	1
26 REPUBLIKA SLOVENIJA 33 rd Issue	1,469,898	6,136	0	0	0.02%	0.26%	8	1
27 REPUBLIKA SLOVENIJA 25 th Issue	1,462,325	6,104	0	1,462,325	0.02%	0.26%	145	3
28 REPUBLIKA SLOVENIJA 60 th Issue	964,665	4,027	0	964,665	0.01%	0.17%	97	1
29 HOTELI BERNARDIN	819,416	3,420	0	819,416	0.01%	0.14%	14	2
30 BANKA VIPA 7 th Issue	786,123	3,281	0	786,123	0.01%	0.14%	25	2
31 NLB 11 th Issue	757,508	3,162	0	757,508	0.01%	0.13%	3	2
32 NLB 13 th Issue	476,600	1,989	0	476,600	0.01%	0.08%	4	1
33 REPUBLIKA SLOVENIJA 61 st Issue	346,500	1,446	109,699,000	0	0.00%	0.06%	35	2
34 BANKA VIPA 5 th Issue	261,003	1,089	0	261,003	0.00%	0.05%	17	1
35 STANOVANJSKI SKLAD RS 1 st Issue	210,238	878	0	210,238	0.00%	0.04%	38	1
36 REPUBLIKA SLOVENIJA 56 th Issue	208,960	872	0	208,960	0.00%	0.04%	20	1
37 REPUBLIKA SLOVENIJA 50 th Issue	199,338	832	0	0	0.00%	0.03%	8	1
38 BTC 1 st Issue	143,448	599	0	0	0.00%	0.03%	39	2
39 BTC 2 nd Issue	75,468	315	0	75,468	0.00%	0.01%	3	1
40 BANKA CELJE 5 th Issue	0	0	0	0	0.00%	0.00%	0	0
41 NOVA KBM 7 th Issue	0	0	0	0	0.00%	0.00%	0	0
42 BANKA CELJE 6 th Issue A Series	0	0	0	0	0.00%	0.00%	0	0
43 NLB 18 th Issue	0	0	204,600,000	0	0.00%	0.00%	0	0
44 NOVA KBM 8 th Issue	0	0	0	0	0.00%	0.00%	0	0
45 BANKA CELJE 4 th Issue	0	0	0	0	0.00%	0.00%	0	0
46 BANKA VIPA 3 rd Issue	0	0	0	0	0.00%	0.00%	0	0
47 NLB 16 th Issue	0	0	0	0	0.00%	0.00%	0	0
48 NOVA KBM 5 th Issue	0	0	0	0	0.00%	0.00%	0	0
49 NLB 9 th Issue	0	0	0	0	0.00%	0.00%	0	0
50 NLB 12 th Issue	0	0	0	0	0.00%	0.00%	0	0
51 BANKA CELJE 8 th Issue	0	0	0	0	0.00%	0.00%	0	0
52 REPUBLIKA SLOVENIJA 44 th Issue	0	0	0	0	0.00%	0.00%	0	0
53 REPUBLIKA SLOVENIJA 22 nd Issue	0	0	0	0	0.00%	0.00%	0	0
54 NLB 17 th Issue	0	0	0	0	0.00%	0.00%	0	0
55 REPUBLIKA SLOVENIJA 52 nd Issue	0	0	0	0	0.00%	0.00%	0	0
56 REPUBLIKA SLOVENIJA 10 th Issue	0	0	0	0	0.00%	0.00%	0	0
57 NOVA KBM 3 rd Issue A Series	0	0	0	0	0.00%	0.00%	0	0
58 NLB 19 th Issue	0	0	0	0	0.00%	0.00%	0	0
59 ABANKA 5 th Issue	0	0	0	0	0.00%	0.00%	0	0
60 BANKA VIPA 6 th Issue	0	0	0	0	0.00%	0.00%	0	0
61 BANKA CELJE 7 th Issue	0	0	0	0	0.00%	0.00%	0	0
62 BANKA VIPA 4 th Issue	0	0	0	0	0.00%	0.00%	0	0
63 NOVA KBM 6 th Issue	0	0	0	0	0.00%	0.00%	0	0
64 NOVA KBM 3 rd Issue B Series	0	0	0	0	0.00%	0.00%	0	0
Total official market	8,947,444,175	37,347,475	7,633,597,437	725,244,362	100.00%	-	589,226	6,496

C2) TURNOVER BY SECURITIES ON SEMI-OFFICIAL MARKET IN FEBRUARY 2006

1. Shares (1)

Issue	Total (block trades excluded) (in SIT)	Total (block trades excluded) (in EUR)	Block trades (in SIT)	Cross trades (in SIT)	Share in total turnover (block trades excluded) on semi-official market	Share in turnover (block trades excluded) of shares	Volume in pieces (block trades excluded)	Number of bargains (block trades excluded)
Total shares	1,293,066,196	5,397,318	382,227,248	167,463,731	29.44%	100.00%	1,163,941	10,013
Total common shares	1,276,208,052	5,326,950	382,227,248	167,200,853	29.06%	98.70%	1,161,065	9,756
1 NFD HOLDING	147,083,145	613,930	0	20,412,353	3.35%	11.37%	227,179	1,549
2 ZVON ENA HOLDING	137,113,902	572,323	243,015,000	17,272,934	3.12%	10.60%	70,550	607
3 INFOND HOLDING	107,047,720	446,822	0	23,203,143	2.44%	8.28%	127,144	736
4 HELIOS, DOMŽALE	103,083,731	430,270	0	14,988,055	2.35%	7.97%	518	46
5 KD HOLDING	90,121,454	376,172	0	1,308,509	2.05%	6.97%	7,872	566
6 AKTIVA NALOŽBE	50,186,617	209,480	0	18,848,950	1.14%	3.88%	52,828	472
7 ZLATA MONETA II	46,909,477	195,801	0	3,584,907	1.07%	3.63%	103,557	274
8 JUTEKS	44,545,766	185,935	0	7,591,047	1.01%	3.44%	1,702	79
9 ZVON DVA HOLDING	43,720,016	182,490	0	6,997,221	1.00%	3.38%	121,162	638
10 MAKSIMA HOLDING	41,346,658	172,584	0	1,074,382	0.94%	3.20%	49,840	571
11 LESNINA	39,411,411	164,509	0	3,229,002	0.90%	3.05%	159	54
12 TRIGLAV, FINANČNA DRUŽBA	38,666,462	161,395	0	3,506,424	0.88%	2.99%	22,568	528
13 VIPA HOLDING	35,277,400	147,248	0	621,000	0.80%	2.73%	38,345	214
14 ETRA 33	33,653,383	140,473	0	8,226,031	0.77%	2.60%	359	56
15 MEDALJON	31,123,042	129,909	0	0	0.71%	2.41%	14,211	16
16 CINKARNA CELJE	30,744,432	128,331	0	1,440,000	0.70%	2.38%	1,279	33
17 LIP BLEJ	22,062,491	92,088	0	39,600	0.50%	1.71%	17,514	29
18 KD GROUP	19,282,400	80,484	0	1,616,000	0.44%	1.49%	162	15
19 ISKRA AVTOELEKTRIKA	19,042,046	79,483	30,016,700	5,721,700	0.43%	1.47%	2,430	42
20 INFOND HOLDING 1	18,151,608	75,766	0	570,600	0.41%	1.40%	40,306	702
21 MERCATA	17,796,226	74,282	0	1,861,368	0.41%	1.38%	30,376	174
22 TRIGLAV NALOŽBE	17,541,560	73,219	0	1,420,440	0.40%	1.36%	46,162	497
23 MAKSIMA INVEST	17,020,895	71,046	0	303,818	0.39%	1.32%	46,935	617
24 TOSAMA	14,569,239	60,812	0	817,600	0.33%	1.13%	1,298	28
25 HRAM HOLDING	12,708,460	53,045	0	3,736,946	0.29%	0.98%	29,823	109
26 FINIRA	9,807,203	40,935	0	80,631	0.22%	0.76%	14,778	164
27 JATA EMONA	8,601,350	35,902	0	5,733,860	0.20%	0.67%	10,131	26
28 MELAMIN	8,107,500	33,841	0	235,000	0.18%	0.63%	1,725	12
29 ALPETOUR POTOVALNA AGENCIJA	6,225,460	25,986	0	5,094,394	0.14%	0.48%	2,394	18
30 VIZIJA HOLDING	5,829,450	24,332	0	0	0.13%	0.45%	10,599	113
31 MITOL SEŽANA	5,784,000	24,143	0	0	0.13%	0.45%	1,446	6
32 M1	5,150,176	21,497	0	63,933	0.12%	0.40%	13,614	144
33 VIZIJA HOLDING ENA	4,975,000	20,766	0	0	0.11%	0.38%	9,950	113
34 MODRA LINIJA HOLDING	4,716,900	19,688	0	2,700,000	0.11%	0.36%	5,241	98
35 DZS	4,227,130	17,644	0	57,862	0.10%	0.33%	846	6
36 TRDNJAVA HOLDING	3,424,402	14,294	0	623,942	0.08%	0.26%	12,096	62
37 CETIS	3,002,325	12,532	0	468,198	0.07%	0.23%	110	11
38 BELINKA	2,453,256	10,240	0	532,656	0.06%	0.19%	640	12
39 PLAMA - PUR	2,372,422	9,903	0	97,020	0.05%	0.18%	1,030	9
40 SLOVENJALES	2,321,025	9,688	0	0	0.05%	0.18%	211	11
41 TRDNJAVA I HOLDING	2,208,964	9,220	0	950,616	0.05%	0.17%	6,222	20
42 NIKO	1,889,840	7,889	0	690,000	0.04%	0.15%	63	6
43 JAVOR PIVKA	1,792,128	7,481	0	272,178	0.04%	0.14%	2,914	11
44 MARINA PORTOROŽ	1,769,200	7,385	0	0	0.04%	0.14%	201	7
45 KRONA HOLDING	1,670,080	6,971	0	244,720	0.04%	0.13%	3,050	17
46 FOND INVEST	1,461,900	6,102	0	18,700	0.03%	0.11%	1,329	119
47 KOŠAKI TMI	1,185,000	4,946	0	705,000	0.03%	0.09%	79	2
48 MEDVEŠEK PUŠNIK	1,116,000	4,659	0	0	0.03%	0.09%	62	1
49 CAPITA	1,096,700	4,578	0	0	0.02%	0.08%	1,994	12
50 GOZDNO GOSPODARSTVO BLEJ	888,000	3,707	0	0	0.02%	0.07%	555	6
51 ŽELEZARNA RAVNE - MONTER DRAVOGRAD	876,000	3,657	0	0	0.02%	0.07%	590	5
52 NAMA	787,267	3,286	0	0	0.02%	0.06%	312	4
53 COLOR	586,248	2,447	0	25,410	0.01%	0.05%	288	21
54 LIZ INŽENIRING	573,000	2,392	0	0	0.01%	0.04%	382	2
55 JADRAN	460,000	1,920	0	0	0.01%	0.04%	100	4
56 VELANA	432,149	1,804	0	0	0.01%	0.03%	1,163	7
57 GORENJSKI TISK	336,004	1,402	0	0	0.01%	0.03%	168	3
58 LESNINA EMMI	304,650	1,272	0	0	0.01%	0.02%	677	2
59 GRAND HOTEL UNION	284,339	1,187	0	0	0.01%	0.02%	103	6
60 IMP ČRPALKE LJUBLJANA	276,000	1,152	0	0	0.01%	0.02%	138	4
61 TERME DOBRNA	220,368	920	0	0	0.01%	0.02%	199	11
62 TEKSTINA	188,905	788	0	0	0.00%	0.01%	886	5
63 MK TISKARNA	132,604	554	109,195,548	40,802	0.00%	0.01%	52	7
64 GEA COLLEGE	96,301	402	0	96,301	0.00%	0.01%	79	4
65 HIDROTEHNIK	60,204	251	0	0	0.00%	0.00%	20	1
66 SIJAJ HRASTNIK	60,000	250	0	0	0.00%	0.00%	20	1
67 ELMO	53,300	222	0	0	0.00%	0.00%	82	1
68 MIP	49,980	209	0	0	0.00%	0.00%	34	2
69 CREINA	41,600	174	0	41,600	0.00%	0.00%	8	1
70 ŽITO INTES	38,531	161	0	0	0.00%	0.00%	154	1

1. Shares (2)

Issue	Total (block trades excluded) (in SIT)	Total (block trades excluded) (in EUR)	Block trades (in SIT)	Cross trades (in SIT)	Share in total turnover (block trades excluded) on semi-official market	Share in turnover (block trades excluded) of shares	Volume in pieces (block trades excluded)	Number of bargains (block trades excluded)
71 POM NALOŽBE	36,000	150	0	36,000	0.00%	0.00%	1	1
72 INLES	29,400	123	0	0	0.00%	0.00%	49	4
73 ZDRAVILIŠČE ROGAŠKA	250	1	0	0	0.00%	0.00%	1	1
74 GORIŠKE OPEKARNE	0	0	0	0	0.00%	0.00%	0	0
75 SWATY	0	0	0	0	0.00%	0.00%	0	0
76 IMP KLIMAT	0	0	0	0	0.00%	0.00%	0	0
77 POM-INVEST	0	0	0	0	0.00%	0.00%	0	0
78 KS2 NALOŽBE	0	0	0	0	0.00%	0.00%	0	0
79 GEA	0	0	0	0	0.00%	0.00%	0	0
80 EGOLES	0	0	0	0	0.00%	0.00%	0	0
81 TOVARNA SLADKORJA ORMOŽ	0	0	0	0	0.00%	0.00%	0	0
82 AVTOPREVOZNIŠTVO IN SERVISI	0	0	0	0	0.00%	0.00%	0	0
83 RTC KRVAVEC	0	0	0	0	0.00%	0.00%	0	0
84 LIV POSTOJNA	0	0	0	0	0.00%	0.00%	0	0
85 INTARA	0	0	0	0	0.00%	0.00%	0	0
86 JELEN GOSTINSKO PODJETJE	0	0	0	0	0.00%	0.00%	0	0
87 HOTELI PALACE	0	0	0	0	0.00%	0.00%	0	0
88 LIV POSTOJNA	0	0	0	0	0.00%	0.00%	0	0
89 POM-INVEST	0	0	0	0	0.00%	0.00%	0	0
90 INTERTRADE ITA	0	0	0	0	0.00%	0.00%	0	0
91 SATURNUS EMBALAŽA	0	0	0	0	0.00%	0.00%	0	0
Preferred shares	16,858,144	70,368	0	262,878	0.38%	1.30%	2,876	257
1 KD HOLDING	16,858,144	70,368	0	262,878	0.38%	1.30%	2,876	257
2 PRVA POKOJNINSKA DRUŽBA	0	0	0	0	0.00%	0.00%	0	0
3 ZDRAVILIŠČE ROGAŠKA	0	0	0	0	0.00%	0.00%	0	0

2. Bonds

Issue	Total (block trades excluded) (in SIT)	Total (block trades excluded) (in EUR)	Block trades (in SIT)	Cross trades (in SIT)	Share in total turnover (block trades excluded) on semi-official market	Share in turnover (block trades excluded) of bonds	Volume in pieces (block trades excluded)	Number of bargains (block trades excluded)
Total bonds	1,321,770,447	5,517,347	1,902,164,680	309,363,903	30.09%	100.00%	94,960	428
1 SLOVENSKA ODŠKODNINSKA DRUŽBA 2 nd Issue	1,159,344,659	4,839,348	738,896,523	188,822,115	26.39%	87.71%	92,736	415
2 POŠTNA BANKA SLOVENIJE 7 th Issue	52,000,000	217,059	0	52,000,000	1.18%	3.93%	500	1
3 ABANKA VIPA 10 th Issue	50,024,304	208,812	243,386,875	50,024,304	1.14%	3.78%	200	1
4 POŠTNA BANKA SLOVENIJE 6 th Issue	41,680,000	173,981	0	0	0.95%	3.15%	400	1
5 PROBANKA 4 th Issue	6,848,591	28,587	0	6,848,591			660	2
6 PROBANKA 7 th Issue	5,156,133	21,523	0	5,156,133	0.12%	0.39%	204	1
7 PROBANKA 6 th Issue	2,319,556	9,682	0	2,319,556	0.05%	0.18%	94	2
8 PROBANKA 5 th Issue	1,317,663	5,500	0	1,317,663	0.03%	0.10%	55	1
9 KD INVESTMENTS 1 st Issue	1,243,239	5,190	0	1,243,239	0.03%	0.09%	100	1
10 NLB 8 th Issue	1,230,136	5,135	0	1,230,136	0.03%	0.09%	5	1
11 FACTOR BANKA 6 th Issue	402,166	1,679	0	402,166	0.01%	0.03%	4	1
12 DARS 3 rd Issue	204,000	852	182,070,000	0	0.00%	0.02%	2	1
13 POŠTNA BANKA SLOVENIJE 8 th Issue	0	0	0	0	0.00%	0.00%	0	0
14 DBS 4 th Issue	0	0	0	0	0.00%	0.00%	0	0
15 FMR	0	0	0	0	0.00%	0.00%	0	0
16 FACTOR BANKA 8 th Issue	0	0	0	0	0.00%	0.00%	0	0
17 FACTOR BANKA 9 th Issue	0	0	0	0	0.00%	0.00%	0	0
18 ZAVAROVALNICA TRIGLAV 1 st Issue	0	0	0	0	0.00%	0.00%	0	0
19 NLB 14 th Issue	0	0	0	0	0.00%	0.00%	0	0
20 BANKA ZASAVJE 3 rd Issue	0	0	0	0	0.00%	0.00%	0	0
21 ABANKA VIPA 8 th Issue	0	0	479,449,111	0	0.00%	0.00%	0	0
22 ABANKA VIPA 9 th Issue	0	0	78,006,171	0	0.00%	0.00%	0	0
23 POTEZA NALOŽBE	0	0	0	0	0.00%	0.00%	0	0
24 NLB 15 th Issue	0	0	0	0	0.00%	0.00%	0	0
25 DARS	0	0	30,056,000	0	0.00%	0.00%	0	0
26 POSLOVNI SISTEM MERCATOR	0	0	0	0	0.00%	0.00%	0	0
27 CIMOS 1 st Issue	0	0	0	0	0.00%	0.00%	0	0
28 FACTOR BANKA 10 th Issue	0	0	0	0	0.00%	0.00%	0	0
29 DEOS 1 st Issue	0	0	0	0	0.00%	0.00%	0	0
30 FACTOR BANKA 11 th Issue	0	0	0	0	0.00%	0.00%	0	0
31 DARS 2 nd Issue	0	0	0	0	0.00%	0.00%	0	0
32 KD HOLDING 1 st Issue	0	0	0	0	0.00%	0.00%	0	0
33 BANKA CELJE 9 th CELJE	0	0	150,300,000	0	0.00%	0.00%	0	0
34 POŠTNA BANKA SLOVENIJE 2 nd Issue	0	0	0	0	0.00%	0.00%	0	0
35 STANOVANJSKI SKLAD RS 3 rd Issue	0	0	0	0	0.00%	0.00%	0	0
36 AUTOCOMMERCE 1 st Issue	0	0	0	0	0.00%	0.00%	0	0
37 SIP STROJNA INDUSTRIJA 1 st Issue Series B	0	0	0	0	0.00%	0.00%	0	0
Total semi-official market (shares and bonds)	2,614,836,643	10,914,665	2,284,391,928	476,827,634	59.53%	-	1,258,901	10,441

3. Investment funds

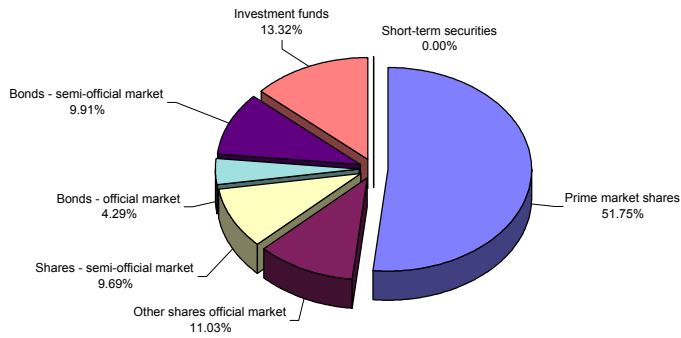
Issue	Total (block trades excluded) (in SIT)	Total (block trades excluded) (in EUR)	Block trades (in SIT)	Cross trades (in SIT)	Share in total turnover (block trades excluded) on semi-official market	Share in turnover (block trades excluded) of investment funds	Volume in pieces (block trades excluded)	Number of bargains (block trades excluded)
Total investment funds	1,777,484,748	7,419,318	1,583,301,519	232,022,419	40.47%	100.00%	4,560,814	5,501
1 NFD 1 DELNIŠKI INVESTICIJSKI SKLAD	483,837,820	2,019,568	51,533,944	55,097,367	11.02%	27.22%	1,577,678	970
2 MAKSIMA ID	368,764,380	1,539,225	505,581,975	81,932,232	8.40%	20.75%	157,565	772
3 ZLATA MONETA I, ID	332,268,655	1,386,916	0	34,805,829	7.56%	18.69%	2,497,458	557
4 INFOND ID	207,235,922	865,016	1,026,185,600	23,784,417	4.72%	11.66%	94,178	815
5 KD ID	179,942,978	751,091	0	16,064,491	4.10%	10.12%	97,329	796
6 KRONA SENIOR	121,942,779	509,000	0	4,403,683	2.78%	6.86%	81,460	266
7 ZVON ENA ID	45,224,406	188,770	0	11,749,451	1.03%	2.54%	19,098	626
8 INFOND ID 1	38,267,808	159,732	0	4,184,949	0.87%	2.15%	36,048	699
9 KRONA SENIOR	0	0	0	0	0.00%	0.00%	0	0
Short-term securities	0	0	0	0	0.00%	-	0	0
Total semi-official market	4,392,321,391	18,333,983	3,867,693,447	708,850,053	100.00%	-	5,819,715	15,942
Total turnover on BTS system	13,339,765,566	55,681,458	11,501,290,884	1,434,094,415	-	-	6,408,941	22,438

C3) TURNOVER BY SECURITIES ON MARKET MAKER TRADING SEGMENT* IN FEBRUARY 2006

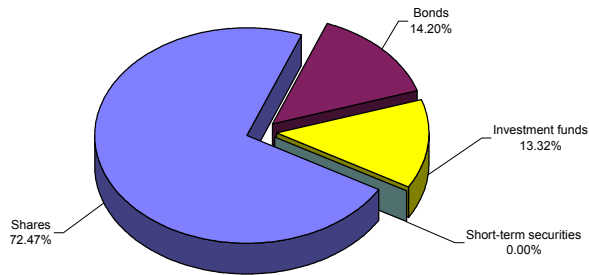
Issue	Total (in SIT)	Total (in EUR)	Share in turnover on market maker segment of individual type of securities	Share in turnover on market maker segment	Volume in pieces	Number of bargains
Total bonds	20,085,505,549	88,265,431	100.00%	63.52%	2,024,401	57
1 REPUBLIKA SLOVENIJA 62 nd Issue	9,506,125,300	37,344,400	47.33%	30.06%	978,600	32
2 REPUBLIKA SLOVENIJA 61 st Issue	6,000,565,281	17,119,995	29.88%	18.98%	608,433	12
3 REPUBLIKA SLOVENIJA 59 th Issue	1,463,530,000	15,049,944	7.29%	4.63%	144,000	5
4 REPUBLIKA SLOVENIJA 54 th Issue	1,333,280,000	5,716,907	6.64%	4.22%	117,000	4
5 REPUBLIKA SLOVENIJA 55 th Issue	1,320,540,000	5,636,626	6.57%	4.18%	130,000	1
6 REPUBLIKA SLOVENIJA 58 th Issue	431,554,968	3,393,596	2.15%	1.36%	43,368	2
7 REPUBLIKA SLOVENIJA 60 th Issue	29,910,000	2,211,769	0.15%	0.09%	3,000	1
8 REPUBLIKA SLOVENIJA 56 th Issue	0	739,441	0.00%	0.00%	0	0
9 REPUBLIKA SLOVENIJA 57 th Issue	0	452,445	0.00%	0.00%	0	0
10 REPUBLIKA SLOVENIJA 51 st Issue	0	428,232	0.00%	0.00%	0	0
11 REPUBLIKA SLOVENIJA 52 nd Issue	0	172,076	0.00%	0.00%	0	0
Treasury bills	11,536,564,010	60,235,639	100.00%	36.48%	1,172,240	47
1 Twelve-months Treasury Bills 34 th Issue	4,311,215,900	17,128,384	37.37%	13.63%	443,000	5
2 Twelve-months Treasury Bills 31 st Issue	1,551,989,992	7,735,313	13.45%	4.91%	156,684	5
3 Six-months Treasury Bills 37 th Issue	1,161,746,360	5,741,712	10.07%	3.67%	117,000	5
4 Twelve-months Treasury Bills 30 th Issue	1,149,801,900	5,367,267	9.97%	3.64%	115,450	7
5 Twelve-months Treasury Bills 33 rd Issue	977,341,000	4,764,871	8.47%	3.09%	100,000	2
6 Three-months Treasury Bills 92 nd Issue	794,457,109	4,074,703	6.89%	2.51%	79,784	6
7 Six-months Treasury Bills 38 th Issue	725,107,500	3,921,892	6.29%	2.29%	73,500	4
8 Three-months Treasury Bills 93 rd Issue	491,516,987	3,867,761	4.26%	1.55%	49,400	6
9 Three-months Treasury Bills 91 st Issue	268,578,062	3,322,705	2.33%	0.85%	26,922	4
10 Six-months Treasury Bills 36 th Issue	104,809,200	1,875,546	0.91%	0.33%	10,500	3
11 Twelve-months Treasury Bills 32 nd Issue	0	1,229,336	0.00%	0.00%	0	0
12 Twelve-months Treasury Bills 35 th Issue	0	1,206,149	0.00%	0.00%	0	0
Total market maker trading segment*	31,622,069,559	148,501,070	-	100.00%	3,196,641	104

*special segment for trading in securities by Republic of Slovenia.

Structure of turnover by securities in February 2006



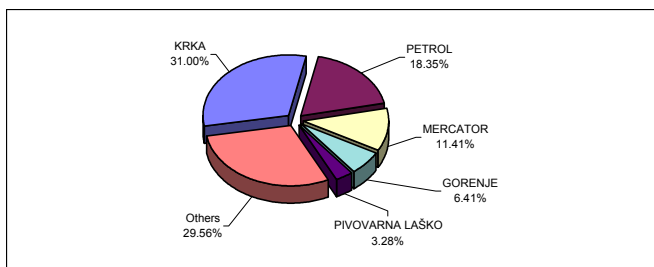
Structure of turnover by securities - all markets - February 2006



C4) MOST TRADED SECURITIES IN FEBRUARY 2006

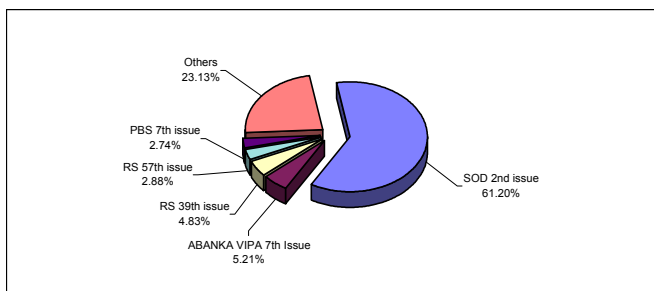
MOST TRADED SHARES

Issuer	Turnover (in SITm) - order book trades only	Market capitalisation as of 28 Feb 2006 (in SITm)	Number of bargains - order book trades only
KRKA	2,997	414,726	1,394
PETROL	1,774	146,338	880
MERCATOR	1,103	119,685	639
GORENJE	619	65,355	571
PIVOVARNA LAŠKO	317	64,225	244
Others	2,858	812,319	12,249
Total	9,668	1,622,648	15,977



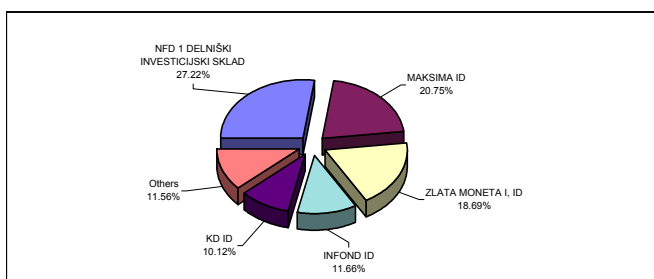
MOST TRADED BONDS

Issuer	Turnover (in SITm) - order book trades only	Market capitalisation as of 28 Feb 2006 (in SITm)	Number of bargains - order book trades only
SLOVENSKA ODŠKODNINSKA DRUŽBA 2 nd Issue	1,159	143,700	415
ABANKA VIPA 7 th Issue	99	4,364	1
REPUBLIKA SLOVENIJA 39 th Issue	92	12,736	310
REPUBLIKA SLOVENIJA 57 th Issue	55	97,200	5
POŠTNA BANKA SLOVENIJE 7 th Issue	52	4,160	1
Others	438	1,214,349	228
Total	1,894	1,476,509	960



MOST TRADED INVESTMENT FUNDS

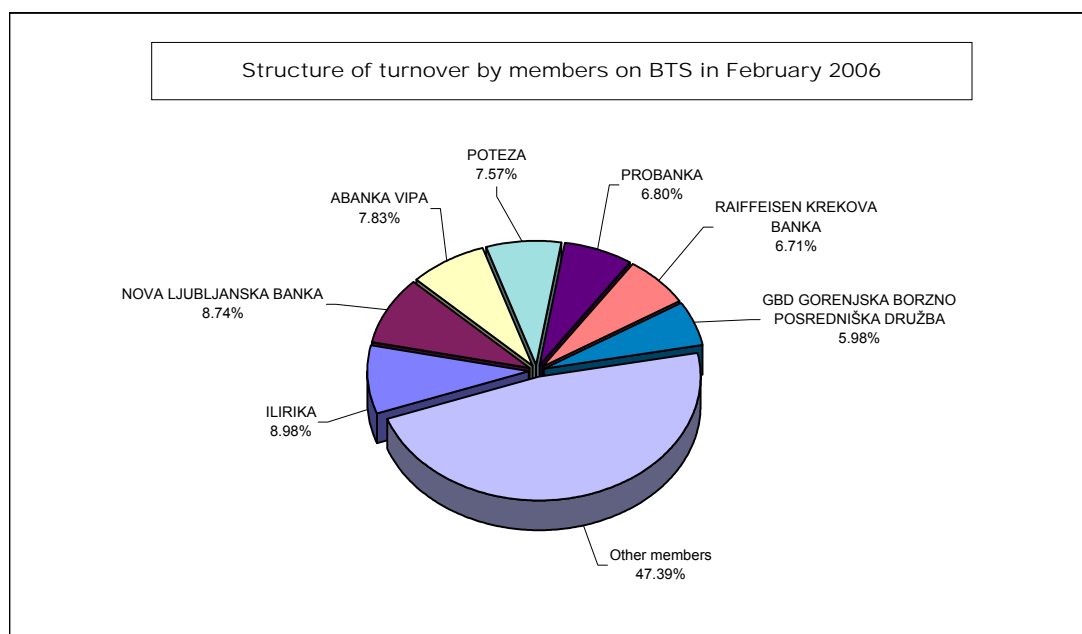
INVESTMENT FUNDS	Turnover (in SITm) - order book trades only	Market capitalisation as of 28 Feb 2006 (in SITm)	Number of bargains - order book trades only
NFD 1 DELNIŠKI INVESTICIJSKI SKLAD	484	49,295	970
MAKSIMA ID	369	18,042	772
ZLATA MONETA I, ID	332	17,838	557
INFOND ID	207	17,836	815
KD ID	180	16,630	796
Others	205	21,393	1,591
Total	1,777	141,034	5,501



C5) TURNOVER BY LJSE MEMBERS

TURNOVER BY MEMBERS ON BTS IN FEBRUARY 2006

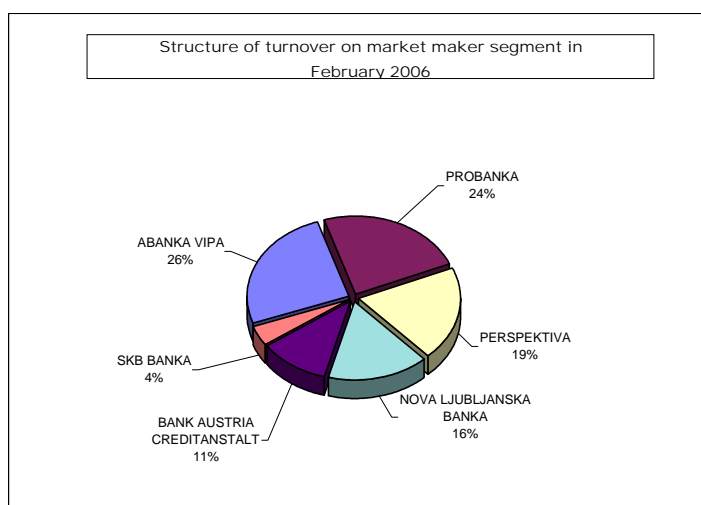
	Member	Official market (in SIT)	Semi-official market (in SIT)	Total (in SIT)	Share in turnover
1	ILIRIKA	1,323,918,642	1,072,713,404	2,396,632,046	8.98%
2	NOVA LJUBLJANSKA BANKA	1,560,787,429	769,747,229	2,330,534,658	8.74%
3	ABANKA VIPA	1,424,187,372	663,498,107	2,087,685,479	7.83%
4	POTEZA	1,071,903,240	949,021,625	2,020,924,865	7.57%
5	PROBANKA	1,349,486,907	465,287,449	1,814,774,356	6.80%
6	RAIFFEISEN KREKOVA BANKA	1,619,861,156	170,377,446	1,790,238,602	6.71%
7	GBD GORENJSKA BORZNO POSREDNIŠKA DRUŽBA	824,733,884	771,601,259	1,596,335,143	5.98%
8	PERSPEKTIVA BPD	1,196,410,593	276,534,376	1,472,944,969	5.52%
9	BANK AUSTRIA CREDITANSTALT	1,401,461,690	61,568,567	1,463,030,257	5.48%
10	CELJSKA BORZNO-POSREDNIŠKA HIŠA	847,710,554	342,180,885	1,189,891,439	4.46%
11	CERTIUS BPH	476,952,325	580,790,152	1,057,742,477	3.96%
12	HYPO ALPE-ADRIA-BANK	544,317,921	476,122,807	1,020,440,728	3.82%
13	NOVA KREDITNA BANKA MARIBOR	549,477,301	362,664,651	912,141,952	3.42%
14	ARGONOS BPH	375,884,067	356,747,662	732,631,729	2.75%
15	DEŽELNA BANKA SLOVENIJE	499,451,117	230,086,178	729,537,295	2.73%
16	MEDVEŠEK PUŠNIK	481,819,991	177,592,810	659,412,801	2.47%
17	FACTOR BANKA	280,624,716	240,832,581	521,457,297	1.95%
18	PUBLIKUM	398,023,970	94,513,267	492,537,237	1.85%
19	PFCI	366,393,061	112,525,505	478,918,566	1.80%
20	SKB BANKA	397,504,523	51,180,096	448,684,619	1.68%
21	PM&A BPD	162,739,496	165,858,058	328,597,554	1.23%
22	KD BPD	227,331,459	92,255,575	319,587,034	1.20%
23	MOJA DELNICA BPH	210,761,541	84,160,662	294,922,203	1.11%
24	VERITAS BH	88,094,856	114,432,661	202,527,517	0.76%
25	BANKA KOPER	133,927,751	24,357,840	158,285,591	0.59%
26	B P H	48,324,724	62,284,600	110,609,324	0.41%
27	GORENJSKA BANKA	32,798,064	15,707,327	48,505,391	0.18%
	TOTAL	17,894,888,350	8,784,642,779	26,679,531,129	100.00%



TURNOVER ON MARKET MAKERS SEGMENT* IN
FEBRUARY 2006

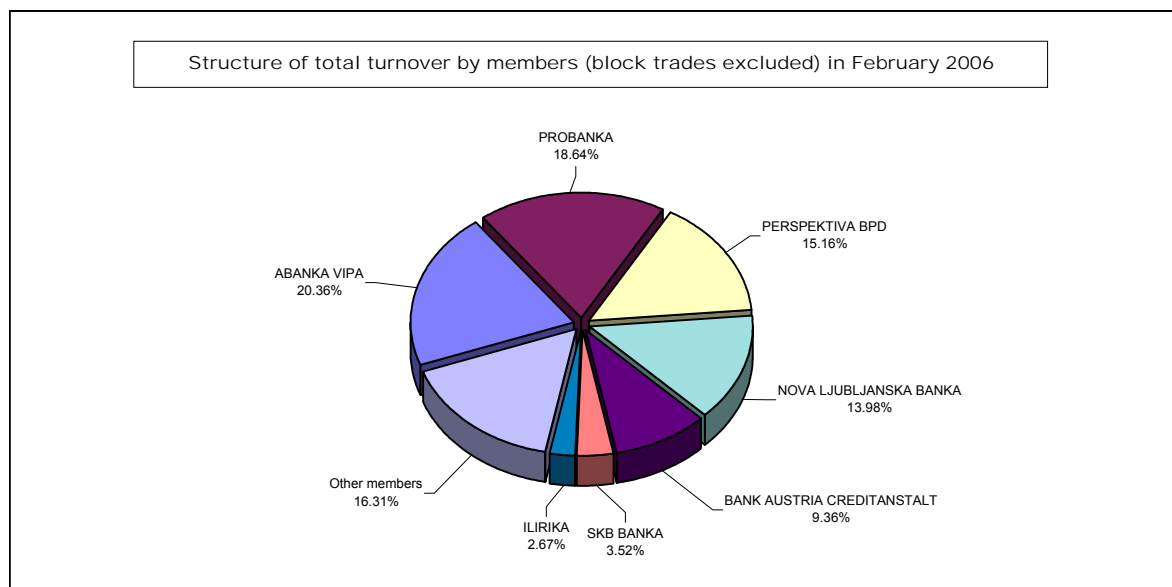
	Market maker	Turnover on market maker segment	Share in turnover
1	ABANKA VIPA	16,222,878,567	25.65%
2	PROBANKA	14,946,468,065	23.63%
3	PERSPEKTIVA	12,161,769,995	19.23%
4	NOVA LJUBLJANSKA BANKA	10,240,642,592	16.19%
5	BANK AUSTRIA CREDITANSTALT	6,954,471,000	11.00%
6	SKB BANKA	2,717,908,900	4.30%
	TOTAL	63,244,139,119	100.00%

*special segment for trading in securities issued by Republic of Slovenia.



TOTAL TURNOVER BY MEMBERS (BLOCK TRADES EXCLUDED) IN FEBRUARY 2006

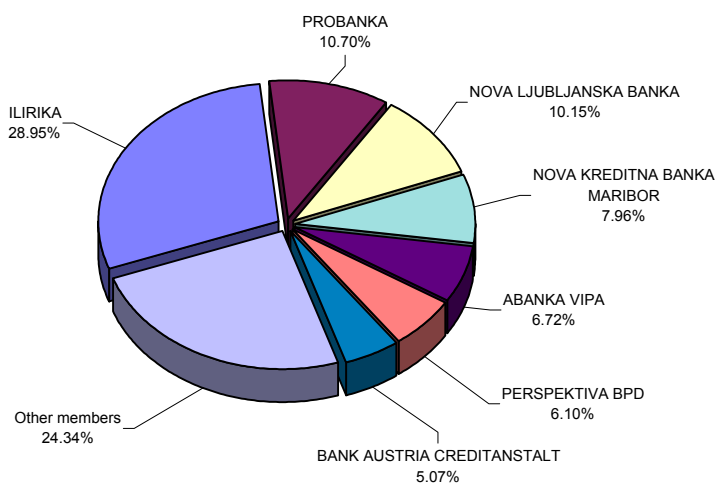
Member	Turnover with equity securities via BTS	Turnover with debt securities via BTS	Turnover with debt securities on market maker segment	Total (in SIT)	Share in total turnover
1 ABANKA VIPA	1,899,853,110	187,832,369	16,222,878,567	18,310,564,046	20.36%
2 PROBANKA	1,513,473,585	301,300,772	14,946,468,065	16,761,242,422	18.64%
3 PERSPEKTIVA BPD	1,212,816,905	260,128,064	12,161,769,995	13,634,714,964	15.16%
4 NOVA LJUBLJANSKA BANKA	1,854,590,639	475,944,019	10,240,642,592	12,571,177,250	13.98%
5 BANK AUSTRIA CREDITANSTALT	1,326,372,020	136,658,237	6,954,471,000	8,417,501,257	9.36%
6 SKB BANKA	384,892,013	63,792,606	2,717,908,900	3,166,593,519	3.52%
7 ILIRIKA	1,474,657,257	921,974,789	0	2,396,632,046	2.67%
8 POTEZA	1,897,018,445	123,906,420	0	2,020,924,865	2.25%
9 RAIFFEISEN KREKOVA BANKA	1,726,115,077	64,123,525	0	1,790,238,602	1.99%
10 GBD GORENJSKA BORZNO POSREDNIŠKA DRUŽBA	1,393,196,364	203,138,780	0	1,596,335,144	1.78%
11 CELJSKA BORZNO-POSREDNIŠKA HIŠA	1,152,627,282	37,264,157	0	1,189,891,439	1.32%
12 CERTIUS BPH	991,515,410	66,227,069	0	1,057,742,479	1.18%
13 HYPO ALPE-ADRIA-BANK	969,456,603	50,984,125	0	1,020,440,728	1.13%
14 NOVA KREDITNA BANKA MARIBOR	640,760,188	271,381,765	0	912,141,953	1.01%
15 ARGONOS BPH	701,919,186	30,712,542	0	732,631,728	0.81%
16 DEŽELNA BANKA SLOVENIJE	716,993,120	12,544,176	0	729,537,296	0.81%
17 MEDVEŠEK PUŠNIK	617,488,191	41,924,610	0	659,412,801	0.73%
18 FACTOR BANKA	184,809,031	336,648,266	0	521,457,297	0.58%
19 PUBLIKUM	446,818,515	45,718,722	0	492,537,237	0.55%
20 PFCI	470,387,767	8,530,800	0	478,918,567	0.53%
21 PM&A BPD	299,019,982	29,577,573	0	328,597,555	0.37%
22 KD BPD	267,841,421	51,745,613	0	319,587,034	0.36%
23 MOJA DELNICA BPH	271,508,771	23,413,431	0	294,922,202	0.33%
24 VERITAS BH	168,065,024	34,462,493	0	202,527,517	0.23%
25 BANKA KOPER	155,725,176	2,560,414	0	158,285,590	0.18%
26 B P H	105,382,537	5,226,786	0	110,609,323	0.12%
27 GORENJSKA BANKA	47,395,224	1,110,167	0	48,505,391	0.05%
TOTAL	22,890,698,843	3,788,832,290	63,244,139,119	89,923,670,252	100.00%



TURNOVER BY MEMBERS WITH BLOCK TRADES IN FEBRUARY 2006

Member	Official market (in SIT)	Semi-official market (in SIT)	Total (in SIT)	Share in turnover
1 ILIRIKA	6,115,084,572	544,487,356	6,659,571,928	28.95%
2 PROBANKA	1,553,050,500	907,953,175	2,461,003,675	10.70%
3 NOVA LJUBLJANSKA BANKA	1,612,603,674	722,487,344	2,335,091,018	10.15%
4 NOVA KREDITNA BANKA MARIBOR	0	1,832,070,000	1,832,070,000	7.96%
5 ABANKA VIPA	429,380,000	1,117,153,034	1,546,533,034	6.72%
6 PERSPEKTIVA BPD	443,751,000	958,898,222	1,402,649,222	6.10%
7 BANK AUSTRIA CREDITANSTALT	478,993,500	687,651,975	1,166,645,475	5.07%
8 KD BPD	1,076,623,500	0	1,076,623,500	4.68%
9 HYPO ALPE-ADRIA-BANK	894,696,155	51,533,944	946,230,099	4.11%
10 RAIFFEISEN KREKOVA BANKA	596,199,195	341,976,851	938,176,046	4.08%
11 FACTOR BANKA	730,560,279	92,321,541	822,881,820	3.58%
12 MEDVEŠEK PUŠNIK	177,408,000	218,391,096	395,799,096	1.72%
13 SKB BANKA	390,472,500	0	390,472,500	1.70%
14 PUBLIKUM	293,936,000	0	293,936,000	1.28%
15 POTEZA	152,710,000	121,053,400	273,763,400	1.19%
16 CELJSKA BORZNO-POSREDNIŠKA HIŠA	177,408,000	0	177,408,000	0.77%
17 VERITAS BH	0	87,875,013	87,875,013	0.38%
18 PFCI	83,000,000	0	83,000,000	0.36%
19 BANKA KOPER	61,318,000	0	61,318,000	0.27%
20 GBD GORENJSKA BORZNO POSREDNIŠKA DRUŽBA	0	51,533,944	51,533,944	0.22%
TOTAL	15,267,194,875	7,735,386,895	23,002,581,770	100.00%

Structure of turnover by members with block trades in February 2006



C6) TURNOVER IN YEARS 2005 AND 2006

MONTHLY TURNOVER ON OFFICIAL AND SEMI-OFFICIAL MARKET

Year 2005	Number of	Turnover - block trades excluded (in SIT)		average	Number of bargains - block trades excluded	
February	19	12,139,092,459	638,899,603	484,285	25,066	1,319
March	22	14,402,074,516	654,639,751	543,700	26,489	1,204
April	20	9,598,819,495	479,940,975	477,672	20,095	1,005
May	21	8,016,316,752	381,729,369	378,057	21,204	1,010
June	20	9,131,615,692	456,580,785	510,175	17,899	895
July	21	8,842,621,362	421,077,208	607,991	14,544	693
August	22	6,730,987,838	305,953,993	375,907	17,906	814
September	22	14,370,347,953	653,197,634	662,808	21,681	986
October	20	12,083,951,122	604,197,556	618,548	19,536	977
November	21	14,114,450,662	672,116,698	579,911	24,339	1,159
December	21	12,694,256,825	604,488,420	550,297	23,068	1,098
TOTAL	250	138,802,826,919			255,908	
AVERAGE 2005	21	11,566,902,243	555,211,308	542,393	21,326	1,024
Year 2006						
January	21	13,864,563,889	660,217,328	786,910	17,619	839
February	19	13,339,765,566	702,092,925	594,517	22,438	1,181
TOTAL	40	27,204,329,455			40,057	
Average 2006	20	13,602,164,728	680,108,236	679,140	20,029	1,001

YEARS 1996 - 2006

Total turnover and number of bargains

Year	Number of trading days	Turnover - block trades excluded (in SIT)		average per bargain	Number of bargains - block trades excluded	
		per year	average per day		per year	average per day
2006	40	27,204,329,455	680,108,236	679,140	40,057	1,001
2005	250	138,802,826,919	555,211,308	542,393	255,908	1,024
2004	255	200,120,895,649	784,787,826	568,913	351,760	1,379
2003	249	163,945,275,779	658,414,762	481,368	340,582	1,368
2002	247	262,021,510,619	1,060,815,832	580,657	451,250	1,827
2001	247	151,205,155,533	612,166,622	474,525	318,645	1,290
2000	249	114,061,732,862	458,079,248	288,556	395,284	1,587
1999	254	135,196,321,286	532,268,981	303,154	445,966	1,756
1998	252	108,453,171,187	430,369,727	457,514	237,049	941
1997	249	79,416,728,827	318,942,686	566,647	140,152	563
1996	240	86,864,908,427	361,937,118	661,813	131,253	547

MONTHLY TURNOVER ON MARKET MAKER SEGMENT*

Year 2005	Number of	Turnover (in SIT)		average	Number of bargains	
Month	trading days	per month	average per day	per bargain	per month	average per day
September	20	68,412,146,558	3,420,607,328	342,060,733	200	10
October	20	42,767,357,688	2,138,367,884	336,750,848	127	6
November	21	52,436,809,108	2,496,990,910	464,042,558	113	5
December	21	51,612,569,433	2,457,741,402	360,927,059	143	7
TOTAL	82	215,228,882,787			583	
AVERAGE 2005	21	53,807,220,697	2,624,742,473	369,174,756	146	7
Year 2006						
January	21	35,578,084,831	1,694,194,516	254,129,177	140	7
February	19	31,622,069,559	1,664,319,450	304,058,361	104	5
TOTAL	40	67,200,154,390			244	
Average 2006	20	33,600,077,195	1,680,003,860	275,410,469	122	6

*special segment for trading in securities issued by Republic of Slovenia.

MONTHLY TURNOVER WITH BLOCK TRADES

Year 2005	Number of	Turnover (in SIT)		average	Number of bargains	
February	19	33,076,400,449	1,740,863,182	348,172,636	95	5
March	22	15,558,118,253	707,187,193	169,109,981	92	4
April	20	23,457,838,233	1,172,891,912	227,746,002	103	5
May	21	27,958,717,629	1,331,367,506	220,147,383	127	6
June	20	41,405,483,088	2,070,274,154	276,036,554	150	8
July	21	19,034,997,144	906,428,435	158,624,976	120	6
August	22	28,409,343,779	1,291,333,808	244,908,136	116	5
September	22	16,361,452,130	743,702,370	127,823,845	128	6
October	20	10,893,402,911	544,670,146	119,707,724	91	5
November	21	52,256,162,509	2,488,388,691	398,902,004	131	6
December	21	20,742,010,746	987,714,797	157,136,445	132	6
TOTAL	250	302,044,303,287			1,374	
AVERAGE 2005	21	25,170,358,607	1,208,177,213	219,828,459	115	5
Year 2006						
January	21	9,951,382,438	473,875,354	96,615,363	103	5
February	19	11,501,290,884	605,331,099	147,452,447	78	4
TOTAL	40	21,452,673,322			181	
Average 2006	20	10,726,336,661	536,316,833	118,523,057	91	5

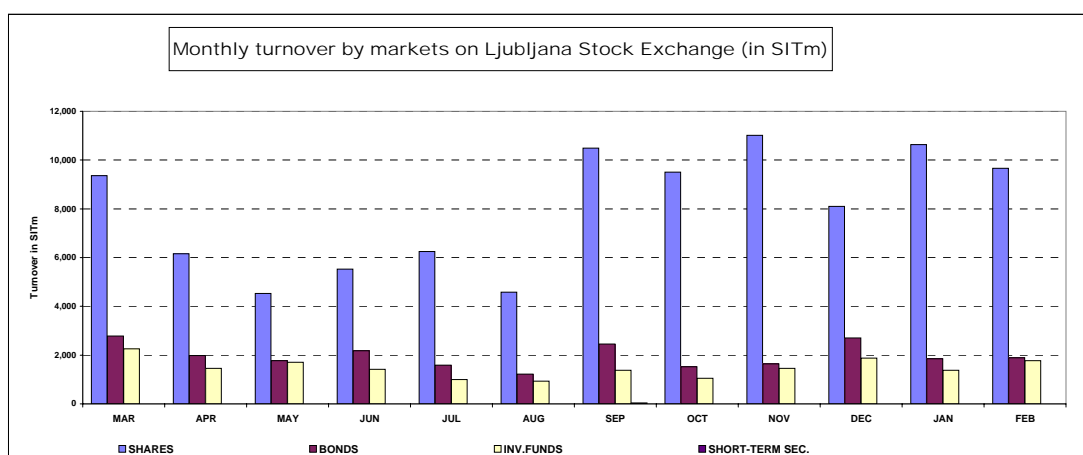
STRUCTURE OF TURNOVER

MONTHLY TURNOVER (BLOCK AND TUVL TRADES EXCLUDED) BY MARKETS ON LJUBLJANA STOCK EXCHANGE (in SIT)

YEAR 2005	OFFICIAL MARKET		SEMI-OFFICIAL MARKET		INVESTMENT FUNDS	SHORT-TERM SECURITIES	TOTAL
	SHARES	BONDS	SHARES	BONDS			
February	6,996,703,902	596,533,292	1,913,937,981	717,291,796	1,914,625,487	0	12,139,092,458
March	7,243,251,790	749,583,590	2,118,109,883	2,030,835,109	2,260,294,144	0	14,402,074,516
April	4,713,076,306	739,993,982	1,446,988,930	1,242,339,054	1,456,421,222	0	9,598,819,494
May	3,125,319,635	760,298,496	1,408,085,670	1,017,114,811	1,705,498,140	0	8,016,316,752
June	4,083,415,595	1,152,762,052	1,449,428,128	1,024,117,993	1,421,891,924	0	9,131,615,692
July	4,640,046,854	753,074,754	1,613,873,549	833,740,931	1,001,885,275	0	8,842,621,363
August	3,316,597,466	432,873,509	1,265,993,437	782,020,445	933,502,985	0	6,730,987,842
September	8,120,618,373	724,155,381	2,374,463,534	1,736,098,198	1,380,062,970	34,949,500	14,370,347,956
October	8,011,999,866	421,740,758	1,496,280,324	1,099,162,692	1,054,767,483	0	12,083,951,123
November	8,743,365,724	500,424,128	2,271,814,570	1,141,317,814	1,457,528,426	0	14,114,450,662
December	6,475,634,948	1,289,567,838	1,628,281,436	1,417,402,797	1,880,875,061	2,494,750	12,694,256,830
Total 2005	75,291,179,484	8,775,985,903	21,398,881,215	13,959,018,967	19,340,317,112	37,444,250	138,802,826,931
Year 2006							
January	9,528,073,771	681,534,983	1,099,953,014	1,174,738,695	1,380,263,427	0	13,864,563,890
February	8,374,798,478	572,645,697	1,293,066,196	1,321,770,447	1,777,484,748	0	13,339,765,566
Total 2006	17,902,872,249	1,254,180,680	2,393,019,210	2,496,509,142	3,157,748,175	0	27,204,329,456

MONTHLY TURNOVER (BLOCK AND TUVL TRADES EXCLUDED) BY SECURITIES ON LJUBLJANA STOCK EXCHANGE (in SIT)

YEAR 2005	SHARES	BONDS	INVESTMENT FUNDS	SHORT-TERM SECURITIES	TOTAL
February	8,910,641,883	1,313,825,088	1,914,625,487	0	12,139,092,458
March	9,361,361,673	2,780,418,699	2,260,294,144	0	14,402,074,516
April	6,160,065,236	1,982,333,036	1,456,421,222	0	9,598,819,494
May	4,533,405,305	1,777,413,307	1,705,498,140	0	8,016,316,752
June	5,532,843,723	2,176,880,045	1,421,891,924	0	9,131,615,692
July	6,253,920,403	1,586,815,685	1,001,885,275	0	8,842,621,363
August	4,582,590,903	1,214,893,954	933,502,985	0	6,730,987,842
September	10,495,081,907	2,460,253,579	1,380,062,970	34,949,500	14,370,347,956
October	9,508,280,190	1,520,903,450	1,054,767,483	0	12,083,951,123
November	11,015,180,294	1,641,741,942	1,457,528,426	0	14,114,450,662
December	8,103,916,384	2,706,970,635	1,880,875,061	2,494,750	12,694,256,830
Total 2005	96,690,060,699	22,735,004,870	19,340,317,112	37,444,250	138,802,826,931
Year 2006					
January	10,628,026,785	1,856,273,678	1,380,263,427	0	13,864,563,890
February	9,667,864,674	1,894,416,144	1,777,484,748	0	13,339,765,566
Total 2006	20,295,891,459	3,750,689,822	3,157,748,175	0	27,204,329,456



D) MARKET CAPITALISATION

MARKET CAPITALISATION - OFFICIAL MARKET (in SIT)

	28 Feb 2005	31 Dec 2005	31 Jan 2006	28 Feb 2006	Index 28 Feb 2006 / 31 Jan 2006	Index 28 Feb 2006 / 31 Dec 2005	Index 28 Feb 2005 / 28 Feb 2006	Share
SHARES	1,246,945,215,955	1,183,006,722,568	1,240,659,790,909	1,234,015,976,050	99	104	99	50.97%
PRIME MARKET SHARES		821,498,858,431	857,100,452,708	861,331,640,365	100	105		69.80%
OTHER SHARES	1,246,945,215,955	361,507,864,136	383,559,338,201	372,684,335,684	97	103	30	30.20%
Banks	2,700,000,000	2,575,527,500	2,496,280,500	2,575,527,500	103	100	95	0.21%
Companies	1,244,245,215,955	1,180,431,195,068	1,238,163,510,409	1,231,440,448,550	99	104	99	99.79%
BONDS	916,982,928,166	1,171,405,452,059	1,214,610,171,255	1,186,891,925,323	98	101	129	49.03%
State	794,690,288,480	1,006,419,625,223	1,052,808,348,295	1,025,061,000,698	97	102	129	86.37%
Banks	105,463,889,980	152,171,888,403	149,318,046,819	149,348,091,603	100	98	142	12.58%
Companies	16,828,749,706	12,813,938,433	12,483,776,141	12,482,833,023	100	97	74	1.05%
TOTAL	2,163,928,144,121	2,354,412,174,626	2,455,269,962,164	2,420,907,901,373	99	103	112	100.00%

MARKET CAPITALISATION - SEMI-OFFICIAL MARKET (in SIT)

	28 Feb 2005	31 Dec 2005	31 Jan 2006	28 Feb 2006	Index 28 Feb 2006 / 31 Jan 2006	Index 28 Feb 2006 / 31 Dec 2005	Index 28 Feb 2005 / 28 Feb 2006	Share
SHARES	484,437,331,867	421,334,673,581	410,491,433,614	388,631,883,150	95	92	80	47.44%
Companies	484,437,331,867	421,334,673,581	410,491,433,614	388,631,883,150	95	92	80	100.00%
BONDS	228,002,176,376	278,001,981,364	278,690,597,809	289,617,162,058	104	104	127	35.35%
State	140,058,700,067	143,922,579,495	144,574,434,407	145,164,508,639	100	101	104	50.12%
Banks	50,979,314,700	64,354,458,618	64,372,554,097	64,308,513,060	100	100	126	22.20%
Companies	29,771,670,608	61,912,431,850	61,930,762,021	72,331,883,316	117	117	243	24.97%
Insurance companies	7,192,491,000	7,812,511,401	7,812,847,284	7,812,257,043	100	100	109	2.70%
INVESTMENT FUNDS	247,615,947,276	156,653,701,928	144,121,437,394	141,034,284,277	98	90	57	17.21%
TOTAL *	960,055,455,519	855,990,356,873	833,303,468,817	819,283,329,485	98	96	85	100.00%

TOTAL SHARES	1,731,382,547,822	1,604,341,396,148	1,651,151,224,523	1,622,647,859,200	98	101	94	-
---------------------	--------------------------	--------------------------	--------------------------	--------------------------	-----------	------------	-----------	----------

TOTAL BONDS	1,144,985,104,542	1,449,407,433,422	1,493,300,769,064	1,476,509,087,381	99	102	129	-
--------------------	--------------------------	--------------------------	--------------------------	--------------------------	-----------	------------	------------	----------

INVESTMENT FUNDS	247,615,947,276	156,653,701,928	144,121,437,394	141,034,284,277	98	90	57	-
-------------------------	------------------------	------------------------	------------------------	------------------------	-----------	-----------	-----------	----------

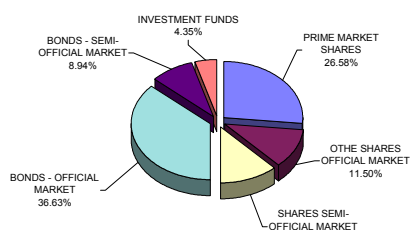
TOTAL CAPITALISATION (SHARES)	1,731,382,547,822	1,604,341,396,148	1,651,151,224,523	1,622,647,859,200	98	101	94	-
--------------------------------------	--------------------------	--------------------------	--------------------------	--------------------------	-----------	------------	-----------	----------

On 28 Feb 2006, the total market capitalisation of all shares traded, without investment funds, on the Ljubljana Stock Exchange (SIT 1,622.65 billion) corresponded to 26.2 % of GDP in 2004 - SIT 6,191 billion (at current prices; as reported by the Statistical Office of the Republic of Slovenia).

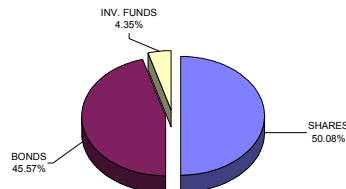
EXCHANGE RATES:

1USD=182,2083 SIT as of 28 Feb 2005	1USD=202,4297 SIT as of 31 Dec 2005	1USD=198,1510 SIT as of 31 Jan 2006	1USD=202,0974 SIT as of 28 Feb 2006
1EUR=239,7497 SIT as of 28 Feb 2005	1EUR=239,5756 SIT as of 31 Dec 2005	1EUR=239,5844 SIT as of 31 Jan 2006	1EUR=239,5663 SIT as of 28 Feb 2006

Structure of market capitalisation by markets and by type of securities as of 28 Feb 2006



Structure of market capitalisation by type of securities as of 28 Feb 2006



D1) MARKET CAPITALISATION OF SHARES - OFFICIAL MARKET

Issue	Number of shares traded	Number of issued shares	Share of traded shares	Price as of 28 Feb 2006	Market capitalisation as of 28 Feb 2006 (in SIT)	Market capitalisation as of 28 Feb 2006 (in EUR)	Market capitalisation as of 28 Feb 2006 (in USD)
Common shares	-	-	-	-	1,231,440,448,550	5,140,290,803	6,093,301,787
PRIME MARKET SHARES					861,331,640,365	3,595,378,984	4,261,962,996
1 KRKA	3,542,612	3,542,612	100.00%	117,068 SIT	414,725,509,685	1,731,151,292	2,052,107,101
2 PETROL	2,086,301	2,086,301	100.00%	70,142 SIT	146,337,679,413	610,844,177	724,094,815
3 MERCATOR	3,208,504	3,208,504	100.00%	37,303 SIT	119,685,252,545	499,591,355	592,215,697
4 GORENJE	12,200,000	12,200,000	100.00%	5,357 SIT	65,355,278,000	272,806,643	323,385,051
5 MERKUR	1,214,585	1,214,585	100.00%	35,276 SIT	42,846,064,836	178,848,464	212,007,007
6 INTEREUROPA	7,902,413	7,902,413	100.00%	4,879 SIT	38,556,979,365	160,944,922	190,784,144
7 DROGA KOLINSKA	14,382,915	14,382,915	100.00%	2,352 SIT	33,824,876,522	141,192,131	167,369,182
OTHER SHARES					370,108,808,184	1,544,911,819	1,831,338,791
1 SAVA	2,006,987	2,006,987	100.00%	42,358 SIT	85,011,814,857	354,857,152	420,647,741
2 PIVOVARNA LAŠKO	8,576,862	8,576,862	100.00%	7,488 SIT	64,225,086,491	268,088,986	317,792,740
3 LUKA KOPER	7,140,000	7,140,000	100.00%	6,439 SIT	45,973,603,200	191,903,466	227,482,408
4 ISTRABENZ	5,180,000	5,180,000	100.00%	7,877 SIT	40,801,875,800	170,315,590	201,892,136
5 AUTOCOMMERCE	2,886,877	2,886,877	100.00%	9,177 SIT	26,493,158,917	110,588,004	131,091,043
6 TERME ČATEŽ	597,916	597,916	100.00%	32,233 SIT	19,272,345,407	80,446,813	95,361,669
7 DELO	667,464	667,464	100.00%	26,750 SIT	17,854,648,651	74,529,050	88,346,751
8 AERODROM LJUBLJANA	1,936,229	1,936,229	100.00%	8,853 SIT	17,142,035,568	71,554,453	84,820,664
9 SALUS	134,980	134,980	100.00%	122,011 SIT	16,469,060,978	68,745,316	81,490,712
10 ETOL	254,619	254,619	100.00%	47,000 SIT	11,967,093,000	49,953,157	59,214,483
11 ŽITO	353,715	353,715	100.00%	29,998 SIT	10,610,629,381	44,290,993	52,502,553
12 COMET	1,700,688	1,700,688	100.00%	1,960 SIT	3,333,348,480	13,914,096	16,493,772
13 MLINOTEST	2,389,177	2,389,177	100.00%	1,211 SIT	2,893,532,265	12,078,211	14,317,514
14 KOMPAS MTS	2,973,005	2,973,005	100.00%	900 SIT	2,675,704,500	11,168,952	13,239,678
15 DELO PRODAJA	593,549	593,549	100.00%	4,000 SIT	2,374,196,000	9,910,392	11,747,781
16 EMONA OBALA	1,741,456	1,741,456	100.00%	831 SIT	1,446,279,208	6,037,073	7,156,347
17 GEODETSKI ZAVOD SLOVENIJE	379,820	379,820	100.00%	2,300 SIT	873,623,982	3,646,690	4,322,787
18 NIKA	186,695	186,695	100.00%	3,700 SIT	690,771,500	2,883,425	3,418,013
Preferred shares	-	-	-	-	2,575,527,500	10,750,792	12,743,991
1 PROBANKA	396,235	400,000	99.06%	6,500 SIT	2,575,527,500	10,750,792	12,743,991
TOTAL SHARES	-	-	-	-	1,234,015,976,050	5,151,041,595	6,106,045,778

EXCHANGE RATES		
1 USD=	202.0974	SIT as of 28 Feb 2006
1 EUR=	239.5663	SIT as of 28 Feb 2006

MARKET CAPITALISATION OF SHARES - SEMI-OFFICIAL MARKET

Issue	Number of shares traded	Number of issued shares	Share of traded shares	Price as of 28 Feb 2006	Market capitalisation as of 28 Feb 2006 (in SIT)	Market capitalisation as of 28 Feb 2006 (in EUR)	Market capitalisation as of 28 Feb 2006 (in USD)
Common shares	-	-	-	-	384,619,819,550	1,605,483,825	1,903,140,860
1 HELIOS, DOMŽALE	219,861	219,861	100.00%	198,781 SIT	43,704,110,291	182,430,126	216,252,709
2 KD HOLDING	2,675,640	2,675,640	100.00%	11,496 SIT	30,759,157,440	128,395,177	152,199,669
3 ZVON ENA HOLDING	12,431,743	12,431,743	100.00%	1,895 SIT	23,558,152,985	98,336,673	116,568,313
4 KD GROUP	186,436	186,436	100.00%	116,000 SIT	21,626,576,000	90,273,866	107,010,659
5 NFD HOLDING	33,159,997	33,159,997	100.00%	641 SIT	21,250,252,477	88,703,012	105,148,569
6 CINKARNA CELJE	812,477	812,477	100.00%	23,943 SIT	19,452,803,695	81,200,084	96,254,597
7 LESNINA	76,495	76,495	100.00%	249,993 SIT	19,123,208,415	79,824,284	94,623,723
8 JUTEKS	641,432	641,432	100.00%	26,030 SIT	16,696,269,702	69,693,733	82,614,965
9 INFOND HOLDING	16,833,414	16,833,414	100.00%	838 SIT	14,104,044,254	58,873,240	69,788,351
10 AKTIVA NALOŽBE	13,591,508	13,591,508	100.00%	950 SIT	12,911,932,600	53,897,116	63,889,652
11 ISKRA AVTOELEKTRIKA	1,608,313	1,608,313	100.00%	7,163 SIT	11,520,281,686	48,088,073	57,003,612
12 TRIGLAV, FINANČNA DRUŽBA	6,356,989	6,356,989	100.00%	1,630 SIT	10,363,163,468	43,258,019	51,278,064
13 BELINKA	2,702,532	2,702,532	100.00%	3,600 SIT	9,729,115,200	40,611,368	48,140,724
14 DZS	1,429,368	1,686,384	84.76%	4,852 SIT	6,935,293,536	28,949,370	34,316,590
15 VIPA HOLDING	7,347,565	7,347,565	100.00%	920 SIT	6,759,759,800	28,216,656	33,448,030
16 CETIS	200,000	200,000	100.00%	28,000 SIT	5,600,000,000	23,375,575	27,709,411
17 MAKSIMA HOLDING	6,399,850	6,399,850	100.00%	830 SIT	5,311,939,499	22,173,150	26,284,057
18 ZVON DVA HOLDING	14,120,934	14,120,934	100.00%	360 SIT	5,084,665,915	21,224,462	25,159,482
19 TRIGLAV NALOŽBE	13,182,366	13,182,366	100.00%	380 SIT	5,009,299,080	20,909,865	24,786,559
20 GRAND HOTEL UNION	1,814,613	1,814,613	100.00%	2,600 SIT	4,717,993,800	19,693,896	23,345,148
21 ETRA 33	45,423	45,423	100.00%	94,696 SIT	4,301,391,852	17,954,912	21,283,757
22 KS2 NALOŽBE	4,353,967	4,353,967	100.00%	981 SIT	4,271,241,627	17,829,059	21,134,570
23 ZLATA MONETA II	8,232,861	8,232,861	100.00%	459 SIT	3,781,929,358	15,786,567	18,713,399
24 MEDALJON	1,734,000	1,734,000	100.00%	2,001 SIT	3,469,734,000	14,483,398	17,168,623
25 SWATY	288,940	288,940	100.00%	12,000 SIT	3,467,280,000	14,473,154	17,156,480
26 TOSAMA	295,670	295,670	100.00%	11,120 SIT	3,287,850,400	13,724,177	16,268,643
27 TOVARNA SLADKORJA ORMOŽ	497,163	497,163	100.00%	6,499 SIT	3,231,062,337	13,487,132	15,987,649
28 SLOVENIJALES	273,377	273,604	99.92%	11,001 SIT	3,007,420,377	12,553,604	14,881,044
29 MARINA PORTOROŽ	313,932	313,932	100.00%	9,100 SIT	2,856,781,200	11,924,804	14,135,665
30 MITOL SEŽANA	687,627	687,627	100.00%	4,000 SIT	2,750,508,000	11,481,197	13,609,814
31 JATA EMONA	3,197,534	3,197,534	100.00%	840 SIT	2,685,928,560	11,211,629	13,290,268
32 MAKSIMA INVEST	7,451,949	7,451,949	100.00%	340 SIT	2,536,643,440	10,588,482	12,551,589
33 LIP BLEED	1,942,454	1,942,454	100.00%	1,300 SIT	2,525,190,200	10,540,674	12,494,917
34 NAMA	953,795	953,795	100.00%	2,510 SIT	2,394,025,450	9,993,165	11,845,899
35 POM-INVEST	22,790	22,790	100.00%		2,279,000,000	9,513,024	11,276,741
36 MIP	1,478,742	1,478,742	100.00%	1,470 SIT	2,173,750,740	9,073,692	10,755,956
37 GORENJSKI TISK	1,070,328	1,070,328	100.00%	2,000 SIT	2,140,656,000	8,935,547	10,592,200
38 COLOR	950,391	950,391	100.00%	2,250 SIT	2,138,379,750	8,926,046	10,580,936
39 INFOND HOLDING 1	3,777,004	3,777,004	100.00%	469 SIT	1,772,321,357	7,398,041	8,769,640
40 HRAM HOLDING	4,346,667	4,346,667	100.00%	401 SIT	1,743,448,134	7,277,518	8,626,772
41 MERCATA	2,891,874	2,891,874	100.00%	594 SIT	1,718,351,531	7,172,760	8,502,591
42 MODRA LINIJA HOLDING	1,882,991	1,882,991	100.00%	900 SIT	1,694,691,900	7,074,000	8,385,521
43 MELAMIN	349,913	349,913	100.00%	4,700 SIT	1,644,591,100	6,864,868	8,137,616
44 PLAMA - PUR	686,798	686,798	100.00%	2,300 SIT	1,579,635,400	6,593,730	7,816,208
45 MEDVEŠEK PUŠNIK	80,000	80,000	100.00%	18,000 SIT	1,440,000,000	6,010,862	7,125,277
46 FINIRA	2,179,206	2,179,206	100.00%	633 SIT	1,379,655,319	5,758,971	6,826,685
47 VIZIJA HOLDING	2,277,503	2,277,503	100.00%	550 SIT	1,252,626,650	5,228,726	6,198,133
48 HIDROTEHNIK	384,472	384,472	100.00%	3,010 SIT	1,157,337,614	4,830,970	5,726,633
49 RTC KRVAVEC	1,155,734	1,155,734	100.00%	990 SIT	1,144,176,660	4,776,033	5,661,511
50 LIV POSTOJNA	161,600	161,600	100.00%		1,131,200,000	4,721,866	5,597,301
51 NIKO	35,875	35,875	100.00%	30,000 SIT	1,076,250,000	4,492,493	5,325,403
52 VIZIJA HOLDING ENA	2,129,725	2,129,725	100.00%	500 SIT	1,064,862,500	4,444,959	5,289,056
53 GORIŠKE OPEKARNE	523,634	523,634	100.00%	2,000 SIT	1,047,268,000	4,371,516	5,181,996
54 M1	2,681,638	2,681,638	100.00%	378 SIT	1,014,463,655	4,234,584	5,019,677
55 GOZDNO GOSPODARSTVO BLEED	611,900	611,900	100.00%	1,600 SIT	979,040,000	4,086,718	4,844,397
56 GEA	1,254,960	1,254,960	100.00%	779 SIT	977,613,840	4,080,765	4,837,340
57 ALPETOUR POTOVALNA AGENCIJA	374,340	385,831	97.02%	2,601 SIT	973,658,340	4,064,254	4,817,768

Issue	Number of shares traded	Number of issued shares	Share of traded shares	Price as of 28 Feb 2006	Market capitalisation as of 28 Feb 2006 (in SIT)	Market capitalisation as of 28 Feb 2006 (in EUR)	Market capitalisation as of 28 Feb 2006 (in USD)
58 TERME DOBRNA	692,542	692,542	100.00%	1,300 SIT	900,235,346	3,757,771	4,454,463
59 JADRAN	165,302	165,302	100.00%	4,600 SIT	760,389,200	3,174,024	3,762,489
60 JAVOR PIVKA	1,194,700	1,194,700	100.00%	620 SIT	740,594,530	3,091,397	3,664,543
61 TRDNJAVA HOLDING	2,593,123	2,593,123	100.00%	285 SIT	739,040,055	3,084,908	3,656,851
62 KRONA HOLDING	1,287,121	1,287,121	100.00%	560 SIT	720,787,760	3,008,719	3,566,537
63 INTERTRADE ITA	69,531	69,531	100.00%	9,702 SIT	674,589,762	2,815,879	3,337,944
64 IMP ČRPALKE LJUBLJANA	333,034	333,034	100.00%	2,000 SIT	666,068,000	2,780,308	3,295,777
65 FOND INVEST	595,241	595,241	100.00%	1,100 SIT	654,765,100	2,733,127	3,239,849
66 KOŠAKI TMI	43,236	43,236	100.00%	15,000 SIT	648,540,000	2,707,142	3,209,047
67 ŽITO INTES	2,518,194	2,518,194	100.00%	250 SIT	630,052,139	2,629,970	3,117,567
68 POM NALOŽBE	16,317	16,317	100.00%	36,000 SIT	587,412,000	2,451,981	2,906,579
69 ŽELEZARNA RAVNE - MONTER DRAVOGRAD	336,225	336,225	100.00%	1,500 SIT	504,337,500	2,105,211	2,495,517
70 ELMO	708,000	708,000	100.00%	650 SIT	460,200,000	1,920,971	2,277,120
71 INLES	712,410	712,410	100.00%	600 SIT	427,446,000	1,784,249	2,115,049
72 VELANA	1,409,645	1,409,645	100.00%	300 SIT	423,175,429	1,766,423	2,093,918
73 INTARA	101,000	101,000	100.00%	4,000 SIT	404,000,000	1,686,381	1,999,036
74 LESNINA EMMI	689,490	689,490	100.00%	450 SIT	310,270,500	1,295,134	1,535,252
75 GEA COLLEGE	248,200	248,200	100.00%	1,219 SIT	302,555,800	1,262,931	1,497,079
76 TRDNJAVA I HOLDING	891,750	891,750	100.00%	326 SIT	290,799,675	1,213,859	1,438,909
77 MK TISKARNA	103,954	103,954	100.00%	2,550 SIT	265,093,095	1,106,554	1,311,710
78 TEKSTINA	1,127,293	1,127,293	100.00%	210 SIT	236,731,530	988,167	1,171,373
79 ZDRAVILIŠČE ROGAŠKA	900,462	961,898	93.61%	250 SIT	225,115,500	939,679	1,113,896
80 CREINA	38,880	38,880	100.00%	5,200 SIT	202,176,000	843,925	1,000,389
81 LIZ INŽENIRING	123,846	123,846	100.00%	1,500 SIT	185,769,000	775,439	919,205
82 CAPITA	315,963	315,963	100.00%	550 SIT	173,779,650	725,393	859,881
83 SIJAJ HRASTNIK	26,880	26,880	100.00%	3,000 SIT	80,640,000	336,608	399,016
84 JELEN GOSTINSKO PODJETJE	67,798	67,798	100.00%	800 SIT	54,238,400	226,402	268,378
85 AVTOPREVOZNIŠTVO IN SERVISI	308,696	308,696	100.00%	106 SIT	32,752,646	136,716	162,064
86 EGOLES	51,399	51,399	100.00%	200 SIT	10,279,800	42,910	50,866
Preferred shares	-	-	-	-	4,012,063,600	16,747,195	19,852,129
1 PRVA POKOJNINSKA DRUŽBA	170,000	170,000	100.00%	14,000 SIT	2,380,000,000	9,934,619	11,776,500
2 KD HOLDING	266,413	266,413	100.00%	6,000 SIT	1,598,478,000	6,672,383	7,909,444
3 ZDRAVILIŠČE ROGAŠKA	27,988	30,000	93.29%	1,200 SIT	33,585,600	140,193	166,185
TOTAL SHARES					388,631,883,150	1,622,231,020	1,922,992,988

EXCHANGE RATES	1 USD=	202.0974 SIT as of 28 Feb 2006
	1 EUR=	239.5663 SIT as of 28 Feb 2006

D2) MARKET CAPITALISATION OF BONDS - OFFICIAL MARKET

Issue	Number of issued bonds	Price as of 28 Feb 2006	Principal amt. as of 28 Feb 2006	Currency of denomination	Market capitalisation as of 28 Feb 2006 (in SIT)	Market capitalisation as of 28 Feb 2006 (in EUR)	Market capitalisation as of 28 Feb 2006 (in USD)	
1	REPUBLIKA SLOVENIJA 59 th Issue	18,400,000	102.00	10,000.00	SIT	187,680,000,000	783,415,697	928,661,131
2	REPUBLIKA SLOVENIJA 60 th Issue	13,000,000	99.45	10,000.00	SIT	129,285,000,000	539,662,715	639,716,295
3	REPUBLIKA SLOVENIJA 58 th Issue	9,933,000	99.01	10,000.00	SIT	98,346,633,000	410,519,480	486,629,877
4	REPUBLIKA SLOVENIJA 57 th Issue	9,000,000	108.00	10,000.00	SIT	97,200,000,000	405,733,194	480,956,212
5	REPUBLIKA SLOVENIJA 56 th Issue	5,000,000	104.48	10,000.00	SIT	52,240,000,000	218,060,721	258,489,224
6	REPUBLIKA SLOVENIJA 61 th Issue	4,914,999	99.00	10,000.00	SIT	48,658,490,100	203,110,747	240,767,522
7	REPUBLIKA SLOVENIJA 62 nd Issue	5,000,000	96.90	10,000.00	SIT	48,450,000,000	202,240,465	239,735,890
8	REPUBLIKA SLOVENIJA 33 rd Issue	248,716	150.00	511.29	EUR	45,697,033,467	190,749,005	226,113,911
9	REPUBLIKA SLOVENIJA 52 nd Issue	4,000,000	107.00	10,000.00	SIT	42,800,000,000	178,656,180	211,779,073
10	REPUBLIKA SLOVENIJA 55 th Issue	4,000,000	100.05	10,000.00	SIT	40,020,000,000	167,051,877	198,023,329
11	REPUBLIKA SLOVENIJA 54 th Issue	3,000,000	113.00	10,000.00	SIT	33,900,000,000	141,505,713	167,740,901
12	REPUBLIKA SLOVENIJA 38 th Issue	1,000,000	115.70	100.00	EUR	27,717,820,910	115,700,000	137,150,804
13	REPUBLIKA SLOVENIJA 53 rd Issue	1,000,000	110.00	100.00	EUR	26,352,293,000	110,000,000	130,394,023
14	REPUBLIKA SLOVENIJA 27 th Issue	1,700,000	102.01	10,000.00	SIT	17,341,700,000	72,387,894	85,808,625
15	NLB 18 th Issue	150,000	102.50	100,000.00	SIT	15,375,000,000	64,178,476	76,077,179
16	REPUBLIKA SLOVENIJA 50 th Issue	612,818	104.00	100.00	EUR	15,268,296,247	63,733,072	75,549,197
17	REPUBLIKA SLOVENIJA 48 th Issue	600,000	105.50	100.00	EUR	15,164,546,790	63,300,000	75,035,833
18	REPUBLIKA SLOVENIJA 29 th Issue	550,000	107.00	100.00	EUR	14,098,476,755	58,850,000	69,760,802
19	NLB 13 th Issue	117,335	119.15	100,000.00	SIT	13,980,465,250	58,357,395	69,176,868
20	REPUBLIKA SLOVENIJA 18 th Issue	500,000	109.00	100.00	EUR	13,056,363,350	54,500,000	64,604,311
21	REPUBLIKA SLOVENIJA 26 th Issue	500,000	107.20	100.00	EUR	12,840,753,680	53,600,000	63,537,451
22	REPUBLIKA SLOVENIJA 39 th Issue	21,441,114	99.00	600.00	SIT	12,736,021,716	53,162,827	63,019,226
23	NLB 10 th Issue	108,243	103.50	100,000.00	SIT	11,203,150,500	46,764,301	55,434,412
24	NLB 9 th Issue	108,474	103.00	100,000.00	SIT	11,172,822,000	46,637,703	55,284,343
25	REPUBLIKA SLOVENIJA 23 rd Issue	400,000	109.00	100.00	EUR	10,445,090,680	43,600,000	51,683,449
26	NLB 17 th Issue	101,694	100.00	100,000.00	SIT	10,169,400,000	42,449,209	50,319,301
27	BTC 2 nd Issue	400,000	105.00	100.00	EUR	10,061,784,600	42,000,000	49,786,809
28	NLB 19 th Issue	100,000		100,000.00	SIT	10,000,000,000	41,742,098	49,481,092
29	NLB 12 th Issue	80,000	103.00	100,000.00	SIT	8,240,000,000	34,395,489	40,772,420
30	REPUBLIKA SLOVENIJA 25 th Issue	800,000	100.85	10,000.00	SIT	8,068,000,000	33,677,525	39,921,345
31	NLB 16 th Issue	77,557	101.30	100,000.00	SIT	7,856,524,100	32,794,780	38,874,939
32	REPUBLIKA SLOVENIJA 49 th Issue	78,392	107.00	380.00	EUR	7,635,981,093	31,874,187	37,783,668
33	NOVA KBM 7 th Issue	70,000	101.70	100,000.00	SIT	7,119,000,000	29,716,200	35,225,589
34	NOVA KBM 8 th Issue	70,000	100.70	100,000.00	SIT	7,049,000,000	29,424,005	34,879,222
35	NLB 11 th Issue	26,326	105.40	1,000.00	EUR	6,647,390,824	27,747,604	32,892,016
36	NOVA KBM 5 th Issue	60,000	104.80	100,000.00	SIT	6,288,000,000	26,247,431	31,113,711
37	REPUBLIKA SLOVENIJA 21 st Issue	767,061	99.88	7,900.00	SIT	6,052,510,162	25,264,447	29,948,481
38	REPUBLIKA SLOVENIJA 32 nd Issue	238,655	104.76	100.00	EUR	5,989,516,322	25,001,498	29,636,781
39	NOVA KBM 6 th Issue	50,000	101.30	100,000.00	SIT	5,065,000,000	21,142,373	25,062,173
40	ABANKA VIPA 7 th Issue	173,000	105.30	100.00	EUR	4,364,155,330	18,216,900	21,594,317
41	ABANKA 6 th Issue	135,000	104.75	100.00	EUR	3,387,766,940	14,141,250	16,763,041
42	REPUBLIKA SLOVENIJA 44 th Issue	296,493	110.90	10,000.00	SIT	3,288,107,370	13,725,250	16,269,914
43	BANKA CELJE 6 th Issue	125,000	104.90	100.00	EUR	3,141,313,109	13,112,500	15,543,560
44	REPUBLIKA SLOVENIJA 31 st Issue	294,768	103.30	10,000.00	SIT	3,044,953,440	12,710,275	15,066,762
45	NOVA KBM 3 rd Issue A Series	20,000	106.60	100,000.00	SIT	2,780,559,815	11,606,640	13,758,514
46	BANKA CELJE 7 th Issue	100,000	104.00	100.00	EUR	2,491,489,520	10,400,000	12,328,162
47	ABANKA 4 th Issue	100,000	102.00	100.00	EUR	2,443,576,260	10,200,000	12,091,082
48	BANKA CELJE 5 th Issue	100,000	101.80	100.00	EUR	2,438,784,934	10,180,000	12,067,374
49	ABANKA 5 th Issue	100,000	101.00	100.00	EUR	2,419,619,630	10,100,000	11,972,542
50	BANKA CELJE 6 th Issue A Series	100,000	100.40	100.00	EUR	2,405,245,652	10,040,000	11,901,418
51	NOVA KBM 3 rd Issue B Series	18,000		500.00	EUR	2,156,096,700	9,000,000	10,668,602
52	STANOVANJSKI SKLAD RS 2 nd Issue	20,000	106.00	59,595.88	SIT	1,290,829,283	5,388,192	6,387,164
53	BTC 1 st Issue	340,000	105.01	14.62	EUR	1,250,497,056	5,219,837	6,187,596
54	HOTELI BERNARDIN	20,000	105.50	231.57	EUR	1,170,551,367	4,886,127	5,792,016
55	STANOVANJSKI SKLAD RS 1 st Issue	70,965	104.30	22.14	EUR	392,583,333	1,638,725	1,942,545
56	BANKA VIPA 7 th Issue	10,000	105.00	125.00	EUR	314,430,769	1,312,500	1,555,838
57	BANKA CELJE 4 th Issue	100,000	102.10	12.49	EUR	305,501,893	1,275,229	1,511,657
58	BANKA VIPA 6 th Issue	10,000	103.60	100.00	EUR	248,190,687	1,036,000	1,228,075
59	BANKA VIPA 5 th Issue	10,000	102.53	62.50	EUR	153,517,080	640,813	759,619
60	BANKA VIPA 4 th Issue	8,000	101.55	47.94	EUR	93,302,584	389,465	461,671
61	BANKA VIPA 3 rd Issue	10,000	101.32	15.98	EUR	38,788,026	161,909	191,927
TOTAL						1,186,891,925,323	4,954,335,920	5,872,870,830

EXCHANGE RATES	1 USD=	202.0974	SIT as of 28 Feb 2006
	1 EUR=	239.5663	SIT as of 28 Feb 2006

MARKET CAPITALISATION OF BONDS - SEMI-OFFICIAL MARKET

Issue	Number of issued bonds	Price as of 28 Feb 2006	Principal amt. as of 28 Feb 2006	Currency of denomination	Market capitalisation as of 28 Feb 2006 (in SIT)	Market capitalisation as of 28 Feb 2006 (in EUR)	Market capitalisation as of 28 Feb 2006 (in USD)
1 SLOVENSKA ODŠKODNINSKA DRUŽBA 2 nd Issue	11,482,438	106.35	49.12	EUR	143,699,642,241	599,832,457	711,041,519
2 DARS	134,300	115.50	100,000.00	SIT	15,511,650,000	64,748,882	76,753,338
3 DARS 2 nd Issue	148,000		100,000.00	SIT	14,800,000,000	61,778,305	73,232,016
4 NLB 15 th Issue	131,126	105.30	100,000.00	SIT	13,807,567,800	57,635,685	68,321,353
5 DARS 3 rd Issue	102,000	102.00	100,000.00	SIT	10,404,000,000	43,428,479	51,480,128
6 KD HOLDING 1 st Issue	400,000	107.50	100.00	EUR	10,301,350,900	43,000,000	50,972,209
7 POSLOVNI SISTEM MERCATOR	365,400	104.45	100.00	EUR	9,143,294,593	38,166,030	45,242,020
8 ZAVAROVALNICA TRIGLAV 1 st Issue	30,000	108.70	1,000.00	EUR	7,812,257,043	32,610,000	38,655,901
9 ABANKA VIPA 10 th Issue	21,000	104.40	1,000.00	EUR	5,252,251,561	21,924,000	25,988,714
10 CIMOS 1 st Issue	200,000	107.25	100.00	EUR	5,138,697,135	21,450,000	25,426,834
11 BANKA CELJE 9 th Issue	50,000	100.90	100,000.00	SIT	5,045,000,000	21,058,888	24,963,211
12 POŠTNA BANKA SLOVENIJE 7 th Issue	40,000	104.00	100,000.00	SIT	4,160,000,000	17,364,713	20,584,134
13 NLB 14 th Issue	17,000	100.00	1,000.00	EUR	4,072,627,100	17,000,000	20,151,804
14 NLB 8 th Issue	14,276	102.70	1,000.00	EUR	3,512,389,808	14,661,452	17,379,688
15 FACTOR BANKA 11 th Issue	13,000	101.00	1,000.00	EUR	3,145,505,519	13,130,000	15,564,305
16 PROBANKA 7 th Issue	120,000	105.50	100.00	EUR	3,032,909,358	12,660,000	15,007,167
17 ABANKA VIPA 8 th Issue	100,000	105.00	100.00	EUR	2,515,446,150	10,500,000	12,446,702
18 ABANKA VIPA 9 th Issue	100,000	104.70	100.00	EUR	2,508,259,161	10,470,000	12,411,140
19 POŠTNA BANKA SLOVENIJE 5 th Issue	10,000	102.40	1,000.00	EUR	2,453,158,912	10,240,000	12,138,498
20 POTEZA NALOŽBE	100,000	100.60	100.00	EUR	2,410,036,978	10,060,000	11,925,126
21 PROBANKA 5 th Issue	78,500	100.00	100.00	EUR	1,880,595,455	7,850,000	9,305,392
22 POŠTNA BANKA SLOVENIJE 2 nd Issue	15,000	112.50	100,000.00	SIT	1,696,103,111	7,079,890	8,392,503
23 DBS 4 th Issue	67,530		100.00	EUR	1,617,791,224	6,753,000	8,005,008
24 PROBANKA 6 th Issue	65,000	103.00	100.00	EUR	1,603,896,379	6,695,000	7,936,254
25 FACTOR BANKA 8 th Issue	6,300	102.50	1,000.00	EUR	1,546,999,382	6,457,500	7,654,722
26 FACTOR BANKA 9 th Issue	5,927	104.60	1,000.00	EUR	1,485,225,295	6,199,642	7,349,057
27 STANOVANJSKI SKLAD RS 3 rd Issue	20,000	110.00	66,306.93	SIT	1,464,866,398	6,114,660	7,248,319
28 DEOS 1 st Issue	58,259	99.00	100.00	EUR	1,381,732,414	5,767,641	6,836,963
29 FMR	50,000	103.00	100.00	EUR	1,233,766,445	5,150,000	6,104,811
30 BANKA ZASAVJE 3 rd Issue	5,000	101.00	1,000.00	EUR	1,209,809,815	5,050,000	5,986,271
31 FACTOR BANKA 10 th Issue	1,184	100.49	1,000,000.00	SIT	1,189,801,600	4,966,482	5,887,268
32 POŠTNA BANKA SLOVENIJE 6 th Issue	10,000	104.20	100,000.00	SIT	1,042,000,000	4,349,527	5,155,930
33 FACTOR BANKA 6 th Issue	10,000	100.00	419.65	EUR	1,005,342,374	4,196,510	4,974,544
34 KD INVESTMENTS 1 st Issue	80,000	101.50	51.13	EUR	994,620,823	4,151,756	4,921,492
35 AUTOCOMMERCE 1 st Issue	22,300	106.20	118.89	EUR	674,528,699	2,815,624	3,337,642
36 PROBANKA 4 th Issue	50,000	101.50	43.25	EUR	525,833,056	2,194,938	2,601,879
37 SIP STROJNA INDUSTRIJA 1 st Issue B Series	17,250		81.84	EUR	338,205,328	1,411,740	1,673,477
TOTAL					289,617,162,058	1,208,922,799	1,433,057,338

EXCHANGE RATES		
1 USD=	202.0974	SIT as of 28 Feb 2006
1 EUR=	239.5663	SIT as of 28 Feb 2006

D3) MARKET CAPITALISATION OF INVESTMENT FUNDS

	Investment funds	Number of shares traded	Price as of 28 Feb 2006	Market capitalisation as of 28 Feb 2006 (in SIT)	Market capitalisation as of 28 Feb 2006 (in EUR)	Market capitalisation as of 28 Feb 2006 (in USD)
1	NFD 1 DELNIŠKI INVESTICIJSKI SKLAD	160,580,300	307 SIT	49,294,940,494	205,767,424	243,916,748
2	MAKSIMA ID	7,811,823	2,310 SIT	18,042,186,401	75,311,871	89,274,708
3	ZLATA MONETA I, ID	136,595,600	131 SIT	17,838,019,404	74,459,636	88,264,468
4	INFOND ID	8,132,314	2,193 SIT	17,835,709,742	74,449,995	88,253,039
5	KD ID	9,181,542	1,811 SIT	16,630,159,763	69,417,776	82,287,846
6	KRONA SENIOR	7,316,086	1,495 SIT	10,940,840,809	45,669,365	54,136,475
7	ZVON ENA ID	2,277,577	2,307 SIT	5,255,121,739	21,935,981	26,002,916
8	INFOND ID 1	4,956,471	1,049 SIT	5,197,305,926	21,694,645	25,716,837
	TOTAL			141,034,284,277	588,706,693	697,853,037

EXCHANGE RATES	1 USD=	202.0974	SIT as of 28 Feb 2006
	1 EUR=	239.5663	SIT as of 28 Feb 2006

E) OTHER

E1) INDICATORS AS OF 28 FEBRUARY 2006

ISSUE	Price as of 28 Feb 2006	Total net profit (loss) in 000 SIT in year 2004 or 2005	Earning per share as of 31 Dec 2004 or 31 Dec 2005	P / E ⁽¹⁾	Dividend for year 2004	Dividend yield	Book value as of 31 Dec 2004 or 31 Dec 2005	Market book ratio	Turnover ratio ⁽²⁾
PRIME MARKET SHARES									
Droga Kolinska ⁽⁶⁾	2,351.74 SIT	596,668	41.48 SIT				3,132.44 SIT	0.75	3.64%
Gorenje	5,356.99 SIT	4,885,474	409.82 SIT	13.07	100 SIT	1.87%	5,207.86 SIT	1.03	7.42%
Intereuropa	4,879.14 SIT	2,824,667	357.44 SIT	13.65	240 SIT	4.92%	4,515.34 SIT	1.08	4.28%
Krka	117,067.72 SIT	14,630,663	4,328.66 SIT	27.04	1,400 SIT	1.20%	29,512.95 SIT	3.97	9.12%
Mercator	37,302.51 SIT	6,561,554	2,045.64 SIT	18.24	318 SIT	0.85%	27,532.62 SIT	1.35	8.41%
Merkur	35,276.30 SIT	2,652,193	2,199.61 SIT	16.04	600 SIT	1.70%	31,593.19 SIT	1.12	3.66%
Petrol	70,142.17 SIT	6,946,310	3,372.86 SIT	20.80	900 SIT	1.28%	38,263.45 SIT	1.83	8.08%
PRIME MARKET AVERAGE									
Aerodrom ⁽⁴⁾	8,853.31 SIT	2,040,101	537.36 SIT	16.48	240 SIT	2.71%	4,909.64 SIT	1.80	5.16%
Autocommerce	9,177.10 SIT	1,990,871	724.73 SIT	12.66	128 SIT	1.39%	5,525.23 SIT	1.66	10.30%
Comet	1,960.00 SIT	79,039	47.12 SIT	41.60	200 SIT	10.20%	3,441.87 SIT	0.57	1.56%
Delo	26,749.98 SIT	729,216	1,092.52 SIT	24.48	600 SIT	2.24%	8,962.40 SIT	2.98	4.47%
Delo Prodaja	4,000.00 SIT	641,763	1,106.29 SIT	3.62	310 SIT	7.75%	6,490.22 SIT	0.62	8.95%
Ermona obala	830.50 SIT	(2,342,043)	(1,494.31 SIT)	⁽³⁾	0	0.00%	2,920.42 SIT	0.28	6.38%
Etol	47,000.00 SIT	958,886	4,200.86 SIT	11.19	1,350 SIT	2.87%	46,324.30 SIT	1.01	1.84%
Geodetski zavod Slovenije	2,300.10 SIT	57,121	151.08 SIT	15.22	80 SIT	3.48%	3,590.57 SIT	0.64	3.00%
Istrabenz	7,876.81 SIT	9,042,702	1,745.71 SIT	4.51	130 SIT	1.65%	7,708.91 SIT	1.02	2.68%
Kompas MTS	900.00 SIT	(564,361)	(189.83)	⁽³⁾	0	0.00%	3,679.00 SIT	0.24	7.28%
Luka Koper ⁽⁴⁾	6,438.88 SIT	4,394,450	313.89 SIT	20.51	245 SIT	3.81%	4,328.37 SIT	1.49	5.89%
Milnotest	1,211.10 SIT	428,816	179.48 SIT	6.75	52 SIT	4.29%	2,444.86 SIT	0.50	0.99%
Nika ⁽⁷⁾	3,700.00 SIT	90,717	485.91 SIT	7.61	0	0.00%	4,428.28 SIT	0.84	1.91%
Pivovarna Laško	7,488.18 SIT	1,076,311	123.13 SIT	60.82	50 SIT	0.67%	4,972.15 SIT	1.51	4.28%
Salus	122,011.12 SIT	1,740,301	13,182.50 SIT	9.26	4,500 SIT	3.69%	69,660.93 SIT	1.75	5.62%
Sava	42,357.93 SIT	4,905,407	2,636.34 SIT	16.07	620 SIT	1.46%	33,988.11 SIT	1.25	2.21%
Terme Čatež	32,232.53 SIT	679,596	1,386.42 SIT	23.25	1,050 SIT	3.26%	28,723.98 SIT	1.12	1.97%
Žito	29,997.68 SIT	284,852	814.40 SIT	36.83	920 SIT	3.07%	39,594.75 SIT	0.76	6.00%
MARKET AVERAGE ⁽⁵⁾									
				19.03		1.60%		1.65	

Calculated on the basis of last audit consolidated financial statements. Average number of shares traded in last 2 years has been used for the calculations.

(1) P / E = PRICE / EARNINGS PER SHARE

(2) Yearly turnover / average market capitalisation on 28 Feb 2005, 31 Aug 2005 and 28 Feb 2006.

(3) Not applicable.

(4) By Aerodrom and Luka Koper P / E is calculated on all shares.

(5) Droga Kolinska is excluded from market average.

Average P/E = total market capitalisation of common shares listed on prime market or official market 28 Feb 2006 / total net profit of companies listed on prime market or official market (in year 2004 or 2005), adjusted with share of listed securities.

Average div. yield = total dividends, paid by the companies listed on prime market or official market in year 2004 or 2005, adjusted with share of listed securities / total market capitalisation of common shares on prime market or official market (28 Feb 2006).

Average price / book value = total market capitalisation of common shares listed on prime market or official market (28 Feb 2006) / total equity of companies listed on prime market or official market (31 Dec 2004 or 31 Dec 2005), adjusted with share of listed securities.

(6) Financial statement for Droga Kolinska are from unaudit statement on 30 Jun 2005.

(7) Calculated on the basis of audit consolidated financial statements of 2005.

E2) RECORD VALUES

RECORD DAILY TURNOVER IN YEAR 2006

28th February 2006

	Turnover (in SIT)	Number of bargains	Volume in pieces
Order book trades	1,230,195,676	1,019	14,435
Cross trades	69,340,029	86	407,200
Total	1,299,535,705	1,105	421,635

MAX AND MIN VALUE OF TURNOVER AND INDICES

	In year 2006		In years 1989-2005	
Monthly turnover - block trades excluded (in SITm)	13,864.56	January 2006	27,481.53	October 2002
Daily turnover - block trades excluded (in SITm)	1,299.54	28 Feb 2006	3,399.13	26 Aug 2002
Number of bargains per day - block trades excluded	1,438	2 Feb 2006	6,391	27 Dec 2002
Value of block trade (in SITm)	1,473.46	3 Feb 2006	17,970.77	23 Nov 2005
Max value of SBI 20 index	4,663.04	25 Jan 2006	5,131.61	1 Feb 2005
Min value of SBI 20 index	4,515.97	15 Feb 2006	891.93	10 Sep 1996
Max value of PIX index	4,038.91	27 Jan 2006	4,752.47	31 Jan 2005
Min value of PIX index	3,860.13	23 Feb 2006	965.15	29 Apr 1999
Max value of BIO index	122.78	3 Jan 2006	123.41	7 Oct 2005
Min value of BIO index	121.10	24 Feb 2006	100.46	5 July 1995
Other				
Market capitalisation of shares in SITm	1,651,151	31 Jan 2006	1,761,669	31 Jan 2005
Share in turnover of foreign investors	4.01%	28 Feb 2006	19.68%	31 Dec 2002

E3) NEW LISTED AND DELISTED SECURITIES AND CHANGES IN YEAR 2006

NEW LISTED SECURITIES

OFFICIAL MARKET

SHARES

Issuer	Trading code	Type of share	Nominal value	Listing date	First trading day
Autocommerce	ACLG	common	1,000 SIT	9 Jan 2006	24 Jan 2006

BONDS

Issuer	Trading code	Nomin. value of issue	Issue	Listing date	First trading day
Republika Slovenija	RS61	29,500,000,000 SIT	61 st issue	12 Jan 2006	24 Jan 2006
Republika Slovenija	RS62	20,000,000,000 SIT	62 nd issue	12 Jan 2006	24 Jan 2006

SEMI-OFFICIAL MARKET

BONDS

Issuer	Trading code	Nominal value of issue	Issue	Listing date	First trading day
DARS	DRS3	10,200,000,000 SIT	3 rd issue	23 Jan 2006	3 Feb 2006

DELISTED SECURITIES

OFFICIAL MARKET

BONDS

Issuer	Trading code	Issue	Delisting date
Republika Slovenija	RS10	10 th issue	23 Feb 2006

SEMI-OFFICIAL MARKET

SHARES

Issuer	Trading code	Type of share	Delisting date
AGROKOMBINAT	AKMG	common	9 Jan 2006
SATURNUS EMBALAŽA	SELR	common	10 Feb 2006
HOTELI PALACE	PALG	common	15 Feb 2006
IMP KLIMAT	KLLG	common	17 Feb 2006

INVESTMENT FUNDS

Issuer	Trading code	Delisting date
MODRA LINIJA	MLOG	13 Jan 2006
VIPA INVEST	VIIN	13 Jan 2006

EXTENDED LISTING OF SECURITIES

OFFICIAL MARKET

SHARES

Issuer	Trading code	Type of share	Number of shares before extension	Number of shares after extension	Extension date
PIVOVARNA LAŠKO	PILR	common	8,576,801	8,576,862	17 Jan 2006

BONDS

Issuer	Trading code	Issue	Number of bonds before extension	Number of bonds after extension	Extension date
Republika Slovenija	RS61	61 st issue	2,950,000	4,914,999	21 Feb 2006
Republika Slovenija	RS62	62 nd issue	2,000,000	5,000,000	21 Feb 2006

SEMI-OFFICIAL MARKET

SHARES

Issuer	Trading code	Type of share	Number of shares before extension	Number of shares after extension	Extension date
NFD HOLDING	NF2R	common	31,859,997	33,159,997	16 Feb 2006

EXPIRED BONDS IN YEAR 2006

Issuer	Trading code	Issue	Market	Last trading day
NOVA KBM	KBM2	2 nd issue	official market	11 Jan 2006
Republika Slovenija	RS22	22 nd issue	official market	13 Feb 2006
Republika Slovenija	RS51	51 st issue	official market	24 Feb 2006

MEMBERSHIP IN YEAR 2006

Member	Date	Inclusion/ exclusion	Number of all members
MBH, D.O.O., MARIBOR	31 Dec 2005	exclusion	26
NOVA KREDITNA BANKA MARIBOR	3 Jan 2006	inclusion	27

CHANGES OF NOMINAL VALUE

ISSUER	Past nominal value	Present nominal value	Number of shares traded	New trading code	Market	Change date
POM-NALOŽBE	1,000 SIT	100,000 SIT	16,317	PPIR	semi-official market	6 Jan 2006
KRONA SENIOR	100 SIT	1,000 SIT	7,316,086	SN0G	semi-official market	6 Feb 2006
LIV POSTOJNA	10,000 SIT	7,000 SIT	161,600	LIVR	semi-official market	20 Feb 2006

TRADING CODE CHANGES

Issuer	Old trading code	New trading code	Market	Date of change
POM-INVEST	POIR	POIG	semi-official market	20 Feb 2006

F) LIST OF SECURITIES - FEBRUARY 2006

F1) OFFICIAL MARKET (1)

CORPORATE BONDS

	Issuer	Trading code	First trading day	Nominal value of issue traded	Coupon interest rate	Maturity	Sector
1	ABANKA VIPA	AB04	27 Dec 2000	10 EURm	6.25% p.a.	2000-2007	banking
2	ABANKA VIPA	AB05	26 Sept 2001	10 EURm	6% p.a.	2001-2006	banking
3	ABANKA VIPA	AB06	25 Nov 2002	13.5 EURm	5.9% p.a.	2002-2009	banking
4	ABANKA VIPA	AB07	30 Oct 2003	17.3 EURm	5.3% p.a.	2003-2010	banking
5	BANKA CELJE	BCE4	9 Feb 2001	10 EURm	6% p.a.	2000-2006	banking
6	BANKA CELJE	BCE5	19 Dec 2001	10 EURm	6% p.a.	2001-2007	banking
7	BANKA CELJE	BCE6A	30 Sept 2002	10 EURm	5.6% p.a.	2002-2008	banking
8	BANKA CELJE	BCE7	17 Nov 2003	10 EURm	5.15% p.a.	2003-2010	banking
9	BANKA CELJE	BCE8	26 Oct 2004	12.5 EURm	4.9% p.a.	2004-2011	banking
10	ABANKA VIPA	VIP3E	13 Nov 1996	2,556,459.41 EUR	7.5% p.a.	1996-2006	banking
11	ABANKA VIPA	VIP4E	3 Dec 1997	2,045,167.52 EUR	7% p.a.	1997-2007	banking
12	ABANKA VIPA	VIP5	24 Dec 1998	2 EURm	6% p.a.	1998-2008	banking
13	ABANKA VIPA	VIP6	6 Mar 2000	2 EURm	5.5% p.a.	1999-2009	banking
14	ABANKA VIPA	VIP7	19 July 2001	2 EURm	6.2% p.a.	2001-2010	banking
15	BLAGOVNO TRGOVINSKI CENTER	BTC1E	24 Feb 1997	17,383,924.96 EUR	10.5% p.a.	1996-2008	retail, wholesale and real estate trade
16	BLAGOVNO TRGOVINSKI CENTER	BTC2	6 Jun 2003	40 EURm	7% p.a.	2001-2011	retail, wholesale and real estate trade
17	HOTELI BERNARDIN	HTB1E	28 June 1999	10,225,837.62 EUR	8.5% p.a.	1999-2009	hotel and restaurant activities
18	NOVA KBM	KBM2	14 Nov 2000	9 EURm	5.9% p.a.	2000-2006	banking
19	NOVA KBM	KBM3	14 Nov 2001	2,000 SITm	5.8% p.a. + TOM	2001-2006	banking
20	NOVA KBM	KBM4	14 Nov 2001	9 EURm	6% p.a.	2001-2006	banking
21	NOVA KBM	KBM5	26 Oct 2004	6,000 SITm	5.3% p.a.	2004-2009	banking
22	NOVA KBM	KBM6	26 Oct 2004	5,000 SITm	4.5% p.a.	2004-2007	banking
23	NOVA KBM	KBM7	30 Jun 2005	7,000 SITm	4.1% p.a.	2004-2011	banking
24	NOVA KBM	KBM8	30 Jun 2005	7,000 SITm	3.9% p.a.	2005-2010	banking
25	NOVA LJUBLJANSKA BANKA	NLB9	18 Jun 2003	10,847.4 SITm	8.5% p.a.	2002-2006	banking
26	NOVA LJUBLJANSKA BANKA	NLB10	18 Jun 2003	10,824.3 SITm	3% p.a. + TOM	2002-2007	banking
27	NOVA LJUBLJANSKA BANKA	NLB11	18 Jun 2003	26,326 EURm	5.1% p.a.	2002-2009	banking
28	NOVA LJUBLJANSKA BANKA	NLB12	14 Nov 2003	8,000 SITm	2.65% + TOM	2003-2008	banking
29	NOVA LJUBLJANSKA BANKA	NLB13	14 Nov 2003	11,733.5 SITm	7% p.a.	2003-2013	banking
30	NOVA LJUBLJANSKA BANKA	NLB16	30 Jun 2005	7,755.7 SITm	4.0% p.a.	2004-2009	banking
31	NOVA LJUBLJANSKA BANKA	NLB17	30 Jun 2005	10,169.4 SITm	3.85% p.a.	2005-2011	banking
32	NOVA LJUBLJANSKA BANKA	NLB18	29 Dec 2005	15,000 SITm	4.15% p.a.	2005-2015	banking
33	NOVA LJUBLJANSKA BANKA	NLB19	29 Dec 2005	10,000 SITm	4.0% p.a.	2005-2016	banking
34	STANOVANJSKI SKLAD RS	SSR1E	4 July 1996	4,083,023.58 EUR	6% p.a.	1995-2010	national mortgage agency
35	STANOVANJSKI SKLAD RS	SSR2	30 June 1998	2,000 SITm	7.2% p.a. + TOM	1998-2008	national mortgage agency

MUNICIPAL and GOVERNMENT BONDS

	Issuer	Trading code	First trading day	Nominal value of issue traded	Coupon interest rate	Maturity	Sector
1	REPUBLIC OF SLOVENIA	RS18	15 May 2000	50 EURm	6% p.a.	2000-2010	government bond
2	REPUBLIC OF SLOVENIA	RS21	18 Nov 2002	7,736.11 SITm	1% p.a. + TOM	2001-2015	government bond
3	REPUBLIC OF SLOVENIA	RS23	20 Feb 2001	40 EURm	6% p.a.	2001-2011	government bond
4	REPUBLIC OF SLOVENIA	RS25	3 May 2001	8,000 SITm	4.7% p.a. + TOM	2001-2006	government bond
5	REPUBLIC OF SLOVENIA	RS26	14 June 2001	50 EURm	5.375% p.a.	2001-2011	government bond
6	REPUBLIC OF SLOVENIA	RS27	20 Dec 2001	17,000 SITm	4.7% p.a. + TOM	2001-2006	government bond
7	REPUBLIC OF SLOVENIA	RS29	25 Jan 2002	55 EURm	5.375% p.a.	2002-2012	government bond
8	REPUBLIC OF SLOVENIA	RS31	25 Jan 2002	2,974.68 SITm	4.7% p.a. + TOM	2002-2007	government bond
9	REPUBLIC OF SLOVENIA	RS32	25 Jan 2002	23,8655 EURm	5.375% p.a.	2002-2012	government bond
10	REPUBLIC OF SLOVENIA	RS33	9 Apr 2002	127.166 EURm	8% p.a.	2002-2022	government bond
11	REPUBLIC OF SLOVENIA	RS38	30 Apr 2002	100 EURm	5.63% p.a.	2002-2017	government bond
12	REPUBLIC OF SLOVENIA	RS39	18 Nov 2002	21,548,686 SITm	1% p.a. + TOM	2002-2008	government bond
13	REPUBLIC OF SLOVENIA	RS44	29 Nov 2002	2,964.93 SITm	6.65% p.a.	2002-2012	government bond
14	REPUBLIC OF SLOVENIA	RS48	10 Dec 2002	60 EURm	4.75% p.a.	2002-2012	government bond
15	REPUBLIC OF SLOVENIA	RS49	22 Jan 2003	29,78896 EUR m	4.75% p.a.	2003-2022	government bond
16	REPUBLIC OF SLOVENIA	RS50	11 Mar 2003	61,281,800 EUR	4.50% p.a.	2003-2013	government bond
17	REPUBLIC OF SLOVENIA	RS52	17 Apr 2003	40,000 SITm	6.25% p.a.	2003-2008	government bond
18	REPUBLIC OF SLOVENIA	RS53	17 Apr 2003	100 EURm	4.875% p.a.	2003-2018	government bond
19	REPUBLIC OF SLOVENIA	RS54	29 Oct 2003	30,000 SITm	5.75% p.a.	2003-2013	government bond
20	REPUBLIC OF SLOVENIA	RS55	24 Feb 2004	40,000 SITm	5% p.a.	2004-2007	government bond
21	REPUBLIC OF SLOVENIA	RS56	24 Feb 2004	50,000 SITm	4.875% p.a.	2004-2009	government bond
22	REPUBLIC OF SLOVENIA	RS57	29 Mar 2004	90,000 SITm	4.875% p.a.	2004-2014	government bond
23	REPUBLIC OF SLOVENIA	RS58	2 Feb 2005	99,330 SITm	3.25% p.a.	2005-2008	government bond
24	REPUBLIC OF SLOVENIA	RS59	2 Feb 2005	184,000 SITm	4% p.a.	2005-2016	government bond
25	REPUBLIC OF SLOVENIA	RS60	14 Apr 2005	130,000 SITm	3.5% p.a.	2005-2010	government bond
26	REPUBLIC OF SLOVENIA	RS61	24 Jan 2006	49,149.99 SITm	3.25% p.a.	2006-2011	government bond
27	REPUBLIC OF SLOVENIA	RS62	24 Jan 2006	50,000 SITm	3.5% p.a.	2005-2017	government bond

TOM (abbreviation for: "femeljna obrestna mera" - base interest rate) - indexation factor, calculated as twelve month average of monthly consumer price index

F1) OFFICIAL MARKET (2)

COMMON SHARES

PRIME MARKET SHARES

	Issuer	Trading code	First trading day	Nominal value of issue listed	Number of shares traded	Isin code	Sector
1	DROGA KOLINSKA	DRKR	19 Oct 2005	14,382.915 SITm	14.382.915	SI 003111337 4	packaged foods & meats
2	GORENJE, VELENJE	GRVG	10 Nov 2000 (2 June 1998 free market)	12,200 SITm	12.200.000	SI 003110407 6	household appliances
3	INTEREUROPA, KOPER	IEKG	12 Jan 1998	7,902.413 SITm	7.902.413	SI 003110009 0	retail trade
4	KRKA TOVARNNA ZDRAVIL, NOVO MESTO	KRKG	4 Nov 1997	14,170.448 SITm	3.542.612	SI 003110212 0	pharmaceutical & chemical industry
5	MERCATOR, LJUBLJANA	MELR	22 Dec 1997	32,085.04 SITm	3.208.504	SI 003110008 2	commerce industry, agriculture
6	MERKUR, NAKLO	MER	30 Nov 1998	12,145.85 SITm	1.214.585	SI 003110463 9	wholesale and retail trade
7	PETROL, LJUBLJANA	PETG	5 May 1997	12,517.806 SITm	2.086.301	SI 003110215 3	crude-oil and gas trade

SHARES

	Issuer	Trading code	First trading day	Nominal value of issue listed	Number of shares traded	Isin code	Sector
1	AERODROM, LJUBLJANA	AELG	8 Oct 1997	1,936.229 SITm	1.936.229	SI 003110327 6	airport services
2	AUTOCOMMERCE, LJUBLJANA	ACLG	24 Jan 2006	2,886.877 SITm	2.886.877	SI 003110152 8	distributors
3	COMET, ZREČE	CHZG	2 Nov 1998	1,700.688 SITm	1.700.688	SI 003110440 7	grinding wheels and other non-metals production
4	DELO, LJUBLJANA	DELR	13 Jan 1999	667.464 SITm	667.464	SI 003110445 6	publishing
5	DELO PRODAJA	DPRG	12 Feb 2001	593.549 SITm	593.549	SI 003110707 9	trade
6	EMONA OBALA	EOKG	7 Jan 1998	1,741.456 SITm	1.741.456	SI 003110268 2	commerce
7	ETOL, CELJE	ETOG	21 Feb 1997	2,546.19 SITm	254.619	SI 003110133 8	essential oils and fragrances production
8	GEODETSKI ZAVOD SLOVENIJE	GZRG	8 Jan 2001	379.820 SITm	379.820	SI 003111033 9	surveying and cartography
9	ISTRABENZ, KOPER	ITBG	16 June 1997	5,180 SITm	5.180.000	SI 003110207 0	holding companies management
10	KOMPAS MTS	MTSG	8 Dec 2000	2,973.005 SITm	2.973.005	SI 003110370 6	catering service, border-crossing and tourist services
11	LUKA KOPER	LKPG	20 Nov 1996	7,140 SITm	7.140.000	SI 003110134 6	transport
12	MLINOTEST, AJDOVŠČINA	MAJG	3 Apr 2000	2,389.177 SITm	2.389.177	SI 003110820 0	food processing industry
13	NIKA, BREŽICE	NIKA	23 June 1992	479.688 SITm	479.688	SI 003110079 3	financial consultancy and services
14	PIVOVARNA LAŠKO	PILR	1 Feb 2000	8,576.862 SITm	8.576.862	SI 003110741 8	brewery
15	SALUS, LJUBLJANA	SALR	16 Jan 1992	134.98 SITm	134.980	SI 003110568 5	full-line pharmaceutical
16	SAVA, KRANJ	SAVA	6 Jan 2000	20,069.87 SITm	2.006.987	SI 003110845 7	wholesale chemicals
17	TERME ČATEŽ	TCRG	26 Aug 1993	3,587.496 SITm	597.916	SI 003110063 7	health resort
18	ŽITO, LJUBLJANA	ZTOG	20 Mar 2000	3,487.65 SITm	348.765	SI 003110844 0	flour, bread, pasta and sweets production

PREFERRED SHARES

	Issuer	Trading code	First trading day	Nominal value of issue listed	Number of shares traded	Isin code	Sector
1	PROBANKA, MARIBOR	PRBP	30 Mar 1993	396.235 SITm	396.235	SI 002120040 5	banking

TRADED SECURITIES - FEBRUARY 2006

F2) SEMI-OFFICIAL MARKET (1)

CORPORATE BONDS

	Issuer	Trading code	First trading day	Nominal value of issue traded	Interest rate	Maturity	Sector
1	ABANKA VIPA	AB08	22 Sep 2004	10 EURm	4.9% p.a.	2003-2011	banking
2	ABANKA VIPA	AB09	22 Sep 2004	10 EURm	4.7% p.a.	2003-2011	banking
3	ABANKA VIPA	AB10	7 Mar 2005	21 EURm	4.6% p.a.	2004-2011	banking
4	BANKA CELJE	BCE9	19 Dec 2005	5,000 SITm	3.8% p.a.	2005-2010	banking
5	AUTOCOMMERCE	ACL1E	15 Dec 1997	11,401,808.95 EUR	8% p.a.	1997-2006	foreign and domestic trade, service and production
6	BANKA ZASAVJE	BZ03	27 Jul 2004	5 EURm	4.5% p.a.	2004-2011	banking
7	CIMOS	CIM1	21 Jul 2005	20 EURm	5.75% p.a.	2004-2011	automobile industry
8	DARS	DRS1	30 Dec 2004	13,430 SITm	5.1% p.a.	2004-2024	performing financial engineering, preparatory, organization and policy making of building, maintenance of road network and management of super highways in Republic of Slovenia
9	DARS	DRS2	8 Nov 2005	14,800 SITm	4.5% p.a.	2005-2025	performing financial engineering, preparatory, organization and policy making of building, maintenance of road network and management of super highways in Republic of Slovenia
10	DARS	DRS3	3 Feb 2006	10,200 SITm	4,0% p.a.	2005-2020	performing financial engineering, preparatory, organization and policy making of building, maintenance of road network and management of super highways in Republic of Slovenia
11	DEOS	DEO1	28 Sep 2005	5,8259 EURm	6% p.a.	2004-2014	the construction and maintenance of safe homes
12	FMR	FMR1	5 May 2005	5 EURm	4,6 % p.a.	2004-2009	holding companies management
13	FACTOR BANKA	FB06	23 May 2005	4,196 EURm	2 % + 6month EURIBOR	2002-2009	banking
14	FACTOR BANKA	FB08	10 May 2005	6,3 EURm	4,8% p.a.	2003-2008	banking
15	FACTOR BANKA	FB09	10 May 2005	5,927 EURm	4,8% p.a.	2004-2014	banking
16	FACTOR BANKA	FB10	10 May 2005	1,184 SITm	4,25% p.a.	2004-2007	banking
17	FACTOR BANKA	FB11	25 Oct 2005	13 EURm	1,5% + 6 month EURIBOR	2005-2020	banking
18	KD HOLDING	KDH1	16 Dec 2005	40 EURm	5,45% p.a.	2005-2015	holding companies management
19	KD INVESTMENTS	KDO1E	24 July 1996	4,090,335,05 EUR	10% p.a.	1996-2006	investment
20	NOVA LJUBLJANSKA BANKA	NLB8	22 Nov 2002	14,276 EURm	5,5% p.a.	2002-2007	banking
21	NOVA LJUBLJANSKA BANKA	NLB14	6 Jul 2004	17 EURm	5% p.a.	2003-2008	banking
22	NOVA LJUBLJANSKA BANKA	NLB15	1 Dec 2004	13,112,6 SITm	4,8% p.a.	2004-2012	banking
23	POSLOVNI SISTEM MERCATOR	MEO1	10 Feb 2005	36,54 EURm	4,8% p.a.	2004-2011	banking
24	POŠTNA BANKA SLOVENIJE	PBS2	27 Dec 2002	1,500 SITm	6% + TOM	2000-2007	commerce industry, agriculture
25	POŠTNA BANKA SLOVENIJE	PBS5	6 Jan 2004	10 EURm	4,8% p.a.	2004-2008	banking
26	POŠTNA BANKA SLOVENIJE	PBS6	21 Jul 2005	4,000 SITm	4,4% p.a.	2004-2012	banking
27	POŠTNA BANKA SLOVENIJE	PBS7	21 Jul 2005	1,000 SITm	4,7% p.a.	2004-2011	banking
28	POTEZA NALOŽBE	PNO1	29 Sep 2004	10 EURm	5,25% p.a.	2003-2011	enterprise and business counseling
29	PROBANKA, MARIBOR	PRB4	15 Mar 2000	5 EURm	5,5% p.a.	1999-2007	banking
30	PROBANKA, MARIBOR	PRB5	26 Apr 2002	7,85 EURm	6,25% p.a.	2001-2006	banking
31	PROBANKA, MARIBOR	PRB6	30 Jul 2003	6,5 EURm	5,7% p.a.	2002-2008	banking
32	PROBANKA, MARIBOR	PRB7	5 May 2004	12 EURm	5,2% p.a.	2004-2010	banking
33	SIP, STROJNA INDUSTRIJA	SIPBE	19 June 2000	1,763,956,99 EUR	6% p.a.	1999-2009	manufacturing farm equipment
34	DEŽELNA BANKA SLOVENIJE	SZB4	1 Apr 2004	6,753 EURm	6% p.a.	2004-2007	banking

INSURANCE

	Issuer	Trading code	First trading day	Nominal value of issue traded	Coupon interest rate	Maturity	Sector
1	ZAVAROVALNICA TRIGLAV	ZT01	2 Jun 2004	30 EURm	5,125% p.a.	2003-2013	insurance

MUNICIPAL and GOVERNMENT BONDS

	Issuer	Trading code	First trading day	Nominal value of issue traded	Coupon interest rate	Maturity	Sector
1	SLOVENSKA ODŠKODNINSKA DRUŽBA	SOS2E	7 Apr 1997	596,907 SITm	6 % p.a.	1996-2016	meeting commitments deriving from denationalisation process
2	STANOVANJSKI SKLAD RS	SSR3	8 May 2001	2,000 SITm	6,1% p.a. + TOM	2001-2011	national mortgage agency

TOM (abbreviation for: "temeljna obrestna mera" - base interest rate) - indexation factor calculated as twelve month average of monthly consumer price index

F2) SEMI-OFFICIAL MARKET (2)

COMMON SHARES

	Issuer	Trading code	First trading day	Nominal value of issue traded	Number of shares traded	Isin code	Sector
1	AKTIVA NALOŽBE, LJUBLJANA	ATPG	27 Feb 2004	13.591.508 SITm	13.591.508	SI 002111216 2	holding companies management
2	ALPETOUR POTOVALNA AGENCIJA	APAG	2 Aug 2000	748.680 SITm	374.340	SI 003110989 3	passengers transport
3	AVTOPREVOZNIŠTVO IN SERVISI, VELENJE	ASVG	1 Sep 1997	308.696 SITm	308.696	SI 003110315 1	transport company
4	BELINKA HOLDING	BELG	19 Oct 2000	2.702.532 SITm	2.702.532	SI 003110216 1	holding companies management
5	CAPITA	CAPT	5 Sep 1997	315.963 SITm	315.963	SI 002110003 5	holding companies management
6	CETIS, CELJE	CETG	10 Mar 1997	2.400 SITm	200.000	SI 003110084 3	paper industry and graphics
7	CINKARNA, CELJE	CICG	6 Mar 1998	4.874.862 SITm	812.477	SI 003110380 5	metallurgic and chemical industry
8	COLOR, MEDVODE	COMG	15 Jan 1998	1.900.782 SITm	950.391	SI 003110360 7	resin, colours and varnish industry
9	CREINA, KRANJ	CRKG	21 Feb 2000	155.520 SITm	38.880	SI 003110915 8	production and wholesale of agricultural and industrial machines and gadgets
10	DZS, LJUBLJANA	DZS	12 May 1999	1.429.368 SITm	1.429.368	SI 003110527 1	publishing and trading
11	EGOLES, ŠKOFJA LOKA - V LIKVIDACIJI	GKRG	17 Sep 1999	51.399 SITm	51.399	SI 003110714 5	forest management and sale of wood products
12	ELMO, LJUBLJANA	IELG	22 Feb 2001	708 SITm	708.000	SI 003111026 3	electrical installations
13	ETRA 33	ETRG	7 Nov 2002	454,23 SITm	45.423	SI 003110712 9	production of electromotors, generators and transformers
14	FINIRA	FIRR	10 Oct 2002	2.179.206 SITm	2.179.206	SI 002111138 8	holding companies management
15	FOND INVEST	MHLG	30 Jan 2001	595.241 SITm	595.241	SI 003111007 3	holding companies management
16	GEA COLLEGE	GEAL	5 Jan 1995	248,2 SITm	248.200	SI 003110080 1	consulting
17	GEA TOVARNA OLJA	GDBG	30 June 1996	1.254,96 SITm	1.254.960	SI 003110129 6	oil - producing industry
18	GORENJSKI TISK, KRANJ	GTKG	19 Sep 1996	1.070,328 SITm	1.070.328	SI 003110119 7	graphics services
19	GORIŠKE OPEKARNE, RENČE	GORG	8 Mar 1999	523,634 SITm	523.634	SI 003110499 3	production of different clay brick products
20	GOZDNO GOSPODARSTVO BLEĐ	GDBG	27 Dec 1999	611,9 SITm	611.900	SI 003110737 6	forest management
21	GRAND HOTEL UNION	GHUG	5 Jan 2000	1.814,613 SITm	1.814.613	SI 003110865 5	hotel industry
22	HELIOS, DOMŽALE	HDOG	19 Sep 1996	2.198,61 SITm	219.861	SI 003110114 8	intermediary on fuel, mine sector
23	HIDROTEHNIK, LJUBLJANA	VHLG	5 July 1999	2.198,61 SITm	384.472	SI 003110551 1	building industry and protection against flood damage
24	HRAM HOLDING	ST1R	27 Jan 2004	4.346,667 SITm	4.346.667	SI 002111210 5	holding companies management
25	IMP ČRPALKE	ICRG	9 Sep 1998	333,034 SITm	333.034	SI 003110434 0	production of pumps
26	INFOND HOLDING	IFFR	23 Sept 2002	16.833,414 SITm	16.833.414	SI 002111076 0	holding companies management
27	INFOND HOLDING 1	IFHR	22 Jul 2004	3.777,004 SITm	3.777.004	SI 002111308 7	holding companies management
28	INLES, RIBNICA	IHPG	8 Oct 1999	1.424,82 SITm	712.410	SI 003110745 9	production of furniture
29	INTARA, LJUBLJANA	INTR	5 Jan 1995	101 SITm	101.000	SI 003110114 8	brokerage house
30	INTERTRADE ITA	INRG	20 Oct 1997	695,31 SITm	69.531	SI 003110333 4	mechanical engineering representative
31	ISKRA AVTOELEKTRIKA	IALG	26 Oct 2004	3.216,626 SITm	1.608.313	SI 003110704 6	production of electrical equipment for machinery and vehicles
32	JADRAN, SEŽANA	JASG	23 Sep 1996	165,302 SITm	165.302	SI 003110154 4	commerce industry
33	JATA EMONA	JAMR	15 Jan 2002	3.197,534 SITm	3.197.534	SI 003111109 7	production and retailing of poultry meat
34	JAVOR, PIVKA	JPIG	13 Nov 2000	1.194,7 SITm	1.194.700	SI 003110910 9	production of plywood, bound and layer wood, fibre and other slabs
35	JELEN, SLOVENSKE KONJICE	JESG	29 Nov 1999	67,798 SITm	67.798	SI 003110430 8	restaurant & hotel capacities
36	JUTEKS, ZALEC	JTKG	2 Nov 1998	641,432 SITm	641.432	SI 003110786 3	carpet production on various linings
37	KD HOLDING	KDHR	5 Feb 2001	21.405,12 SITm	2.675.640	SI 003111046 1	holding companies management
38	KOŠAKI TMI, MARIBOR	TKMG	11 Oct 1999	432,36 SITm	43.236	SI 003110424 1	secondary meat industry and production of meat products
39	KRONA HOLDING	KRHR	9 May 2002	1.287,121 SITm	1.287.121	SI 002111124 8	holding companies management
40	KS2 NALOŽBE	KS2G	22 Dec 2003	4.353,967 SITm	4.353.967	SI 002111203 0	holding companies management
41	LESNINA	MILG	12 Jan 2002	2.906,81 SITm	76.495	SI 003111116 2	wholesale and retail of furniture
42	LESNINA EMMI, SLOVENSKA BISTRICA	LSBG	8 May 1996	689,49 SITm	689.490	SI 003110035 5	aluminium and wood production

F2) SEMI-OFFICIAL MARKET (3)

COMMON SHARES

	Issuer	Trading code	First trading day	Nominal value of issue traded	Number of shares traded	Isin code	Sector
43	LIP BLEĐ	LLBG	12 Jan 2000	1,942.454 SITm	1.942.454	SI 003110871 3	wood manufacturing
44	LIV POSTOJNA	LIVR	16 Nov 1999	1,131.2 SITm	161.600	SI 003111353 1	production of vacuum cleaners, plastic tubes and fittings, bicycles, hydraulic elevators and concrete mixers
45	LIZ INŽENIRING, LJUBLJANA	LIZG	11 Mar 1999	123.846 SITm	123.846	SI 003110371 4	consulting and engineering in object construction
46	MARINA, PORTOROŽ	MAPG	19 Sep 1996	627.864 SITm	313.932	SI 003110058 7	naautical and hotel industry
47	MAKSIMA HOLDING	MAHR	6 May 2003	6,399.85 SITm	6.399.850	SI 002111151 1	holding companies management
48	MAKSIMA INVEST	MKIR	26 Oct 2004	7,451.949 SITm	7.451.949	SI 002111319 4	holding companies management
49	MEDALJON, MARIBOR	MEDR	12 Oct 1999	1,734 SITm	1.734.000	SI 003110691 5	management of holding companies, business operations of own real estate and renting own real estate
50	MEDVEŠEK PUŠNIK, LJUBLJANA	MPL	12 Dec 1997	160 SITm	80.000	SI 002110324 5	financial consulting
51	MELAMIN, KOČEVJE	MKOG	23 Sep 1996	349.913 SITm	349.913	SI 00311020 1	chemical industry
52	MERCATA	MROR	27 Jul 2004	2,891.874 SITm	2.891.874	SI 002111199 0	holding companies management
53	MESNA INDUSTRIJA PRIMORSKE	MIPG	19 June 2000	1,478.742 SITm	1.478.742	SI 003110969 5	meat processing industry; wholesale and retail trade with provisions
54	MITOL, SEŽANA	MISG	15 May 1997	687.627 SITm	687.627	SI 003110271 6	production and sale of adhesive substances and resinous compound
55	MKT PRINT	MKTG	11 Oct 1999	1,039.54 SITm	103.954	SI 003110094 2	printing, publishing, retail and wholesale
56	MODRA LINJA HOLDING	MLHR	20 Nov 2002	1,882.991 SITm	1.882.991	SI 002111058 8	holding companies management
57	M1	MR1R	4 Aug 2004	2,681.638 SITm	2.681.638	SI 002111311 1	holding companies management
58	NAMA, LJUBLJANA	NALN	30 Apr 2004	953.795 SITm	953.795	SI 003110269 0	retail trade and renting of business premises
59	NFD HOLDING	NFZR	10 Dec 2003	33,159.997 SITm	33.159.997	SI 002111200 6	holding companies management
60	NIKO, ŽELEZNIKI	NKPG	17 Sep 1999	358.75 SITm	35.875	SI 003110717 8	office material, industrial paper-clips, electromagnets and other metal mechanisms production
61	PLAMA PUR	POPG	6 Dec 1999	686.798 SITm	686.798	SI 003110822 6	production and refashioning of poliuretanic (plastic) foams
62	POM-INVEST	POIG	19 Oct 2001	2,279 SITm	22.790	SI 002111357 4	holding companies management
63	POM-NALOŽBE	PPIR	13 May 2004	1,631.7 SITm	16.317	SI 002111358 2	holding companies management
64	PRVA POKOJNINSKA DRUŽBA	PPDG	20 Jul 2005	1,700 SITm	170.000	SI 002120064 5	company's core activity includes pension funds
65	RTC KRVAVEC	RKRG	17 Oct 1997	2,311.468 SITm	1.155.734	SI 003110328 4	ski resort
66	SIJAJ, HRASTNIK	SIHG	7 Oct 1999	268.8 SITm	26.880	SI 003110742 6	production of decorative lights and metal products
67	KD GROUP	SKDR	21 Dec 2000	372.872 SITm	186.436	SI 003111016 4	holding companies management
68	SLOVENJALLES, LJUBLJANA	SLLG	8 May 1996	2,733.77 SITm	273.377	SI 003110040 5	commerce, engineering, representation
69	TEKSTINA, AJDOVŠČINA	TEAG	12 Feb 1997	1,127.293 SITm	1.127.293	SI 03110221 1	textile industry
70	TERME DOBRNA	ZDDG	5 July 1999	692.542 SITm	692.542	SI 03110539 6	medical services, tourist and hotel trade
71	TOSAMA, DOMŽALE	TODG	13 Sep 1996	2,956.7 SITm	295.670	SI 003110136 1	sanitary material production
72	TOVARNA SLADKORJA ORMOŽ	TSOR	12 Apr 1996	4,971.63 SITm	497.163	SI 003110020 7	sugar production
73	TRDNJAVA HOLDING	TROR	31 Mar 2004	2,593.123 SITm	2.593.123	SI 002111219 6	holding companies management
74	TRDNJAVA I HOLDING	TR1R	31 Mar 2004	891.75 SITm	891.750	SI 002111220 4	holding companies management
75	TRIGLAV NALOŽBE	TRSG	7 Apr 2004	13,182.366 SITm	13.182.366	SI 002111223 8	holding companies management
76	TRIGLAV, finančna družba	TFDR	4 Mar 2003	6,356.989 SITm	6.356.989	SI 002111120 6	holding companies management
77	TUB SWATY, MARIBOR	TUBG	30 Dec 1997	1,155.76 SITm	288.940	SI 003110344 1	production and trade of knife grinders
78	VELANA, LJUBLJANA	VLJG	23 Dec 2002	1,409.645 SITm	1.409.645	SI 003110069 4	non-clothing textile manufacturer
79	VIPA HOLDING	VHDR	5 Nov 2003	7,347.565 SITm	7.347.565	SI 002111131 3	other financial intermediation
80	VIZIJA HOLDING	VIHR	17 Mar 2003	2,277.503 SITm	2.277.503	SI 002111125 5	holding companies management
81	VIZIJA HOLDING ENA	VZPG	3 Feb 2004	2,129.725 SITm	2.129.725	SI 002111211 3	holding companies management
82	ZDRAVILIŠČE ROGAŠKA	RGS	11 Feb 1999	900.462 SITm	900.462	SI 003110489 4	health resort
83	ZLATA MONETA II finančna družba	ZM2R	13 Nov 2003	8,232.861 SITm	8.232.861	SI 002111198 2	other financial intermediation
84	ZVON ENA HOLDING	ZVHR	30 Oct 2003	12,431.743 SITm	12.431.743	SI 002111177 6	holding companies management
85	ZVON DVA HOLDING	ZV2R	25 Feb 2004	14,120.934 SITm	14.120.934	SI 002111215 4	holding companies management
86	ŽELEZARNA RAVNE - MONTER DRAVOGRAD	ZMDG	17 Sep 1999	336.225 SITm	336.225	SI 003110696 4	management of investment portfolios of subsidiaries
87	ŽITO INTES	IMTG	9 Mar 2000	2,518.194 SITm	2.518.194	SI 003110920 8	cereal processing and production of farinaceous food

PREFERRED SHARES

	Issuer	Trading code	First trading day	Nominal value of issue traded	Number of shares traded	Isin code	Sector
1	KD HOLDING	KDHP	18 July 2001	2,131.304 SITm	266.413	SI 003120050 2	holding companies management
2	PRVA POKOJNINSKA DRUŽBA	PPDG	20 Jul 2005	1,700 SITm	170.000	SI 002120064 5	pension insurance
3	ZDRAVILIŠČE ROGAŠKA	RGP	11 Feb 1999	55.976 SITm	27.988	SI 003120028 8	health resort

INVESTMENT FUNDS

	Issuer	Trading code	First trading day	Nominal value of issue traded	Number of shares traded	Isin code	Sector
1	MAKSIMA, delniška ID	MAIR	21 May 2003	7,811.823 SITm	7.811.823	SI 002111152 9	investment fund
2	INFOND ID	IFIR	23 Sept 2002	8,132.314 SITm	8.132.314	SI 002111078 6	investment fund
3	INFOND ID 1	IFDR	2 Aug 2004	4,956.471 SITm	4.956.471	SI 002111307 9	investment fund
4	KD ID	KDIR	9 Feb 2001	9,181.542 SITm	9.181.542	SI 002111341 8	investment fund
5	KRONA SENIOR	SNOG	8 Dec 1998	7,316.086 SITm	7.316.086	SI 002110590 1	investment fund
6	NFD 1 DELNIŠKI INVESTICIJSKI SKLAD	NF1N	26 Oct 1998	15,833.01 SITm	160.580.300	SI 002110600 8	investment fund
7	ZLATA MONETA I	ZM1N	31 Mar 1999	13,659.56 SITm	136.595.600	SI 002110617 2	investment fund
8	ZVON ENA ID	ZVIR	24 Nov 2003	2,277.577 SITm	2.277.577	SI 002111178 4	investment fund