



MONTHLY STATISTICS
LJUBLJANA STOCK EXCHANGE

March 2006
Year XII., No. 03/06

TURNOVER

Market	Turnover (in EURm)	Volume in pieces	Number of bargains
Official market	42.43	612,168	7,351
Prime market shares	34.10	264,138	4,928
Shares	5.73	127,140	1,878
Bonds	2.59	220,910	545
Semi-official market	25.07	6,924,170	16,597
Shares	9.49	1,225,195	9,914
Bonds	7.51	134,026	575
Investment funds	8.08	5,564,949	6,108
Short-term securities	0	0	0
Market maker trading segment*	286.37	6,884,185	157
Bonds	190.62	4,553,753	86
Short-term securities	95.76	2,330,432	71
Total via BTS with shares	49.32	1,616,473	16,720

*special segment for trading in securities issued by Republic of Slovenia.

MARKET SIZE

Market	Market capitalisation (in EURm)	Number of securities	Number of issuers
Official market	10,119.29	87	34
Prime market shares	3,702.15	7	7
Shares	1,463.12	19	19
Bonds	4,954.03	61	8
Semi-official market	3,405.44	134	114
Shares	1,603.75	89	87
Bonds	1,213.41	37	20
Investment funds	588.27	8	8
Short term securities	0	12	1
Total (cap. of shares)	6,769.01	221	141

MONTHLY TURNOVER BY MARKETS IN SITm - OTHER SECURITIES

	Organized market			
	Official and semi-official market	Market maker segment**	Block trades	Off-market trades*
mar.05	5,041		14,211	24,450
apr.05	3,439		22,567	18,540
may.05	3,483		27,366	19,842
jun.05	3,599		40,519	27,922
jul.05	2,589		18,109	21,003
aug.05	2,148		27,759	11,036
sep.05	3,875	68,412	7,320	33,387
oct.05	2,576	42,767	5,040	5,000
nov.05	3,099	52,437	4,445	13,784
dec.05	4,590	51,613	8,349	14,097
jan.06	3,237	35,578	5,506	22,946
feb.06	3,672	31,622	4,354	8,684
mar.06	4,355	68,610	4,021	10,703

* appreciation of off-market transactions with marketable securities based on volume of off-market transaction (block trades excluded) and their monthly average prices

** special segment for trading in securities issued by Republic of Slovenia

MONTHLY TURNOVER BY MARKETS IN SITm - SHARES

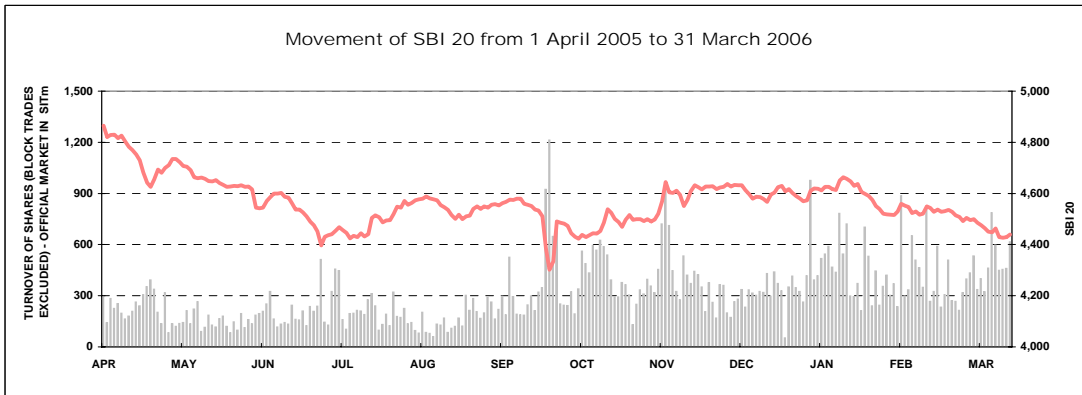
	Organized market	Block trades	Off-market trades*
mar.05	9,361	1,347	7,023
apr.05	6,160	891	4,899
may.05	4,533	593	17,060
jun.05	5,533	887	7,572
jul.05	6,254	926	3,952
aug.05	4,583	650	4,928
sep.05	10,495	9,042	13,044
oct.05	9,508	5,854	13,176
nov.05	11,015	47,811	34,587
dec.05	8,104	12,393	36,047
jan.06	10,628	4,445	29,588
feb.06	9,668	7,148	22,592
mar.06	11,817	23,936	11,705

* appreciation of off-market transactions with marketable securities based on volume of off-market transaction (block trades excluded) and their monthly average prices

NOMINAL RETURN

STOCK EXCHANGE INDICES	Nominal return in March 2006	Nominal return 31 Mar 2006 / 31 Dec 2005
Slovene stock exchange index (SBI 20)	-2.43%	-4.13%
Investment fund index (PIX)	0.32%	-2.26%
Bond index (BIO)	-1.60%	-2.81%

Movement of SBI 20 from 1 April 2005 to 31 March 2006





ISSUER

Ljubljana Stock Exchange Inc.
Slovenska 56
1000 Ljubljana

INFORMATIONS

E-mail:	info@ljse.si
Phone:	+386 1 47-10-211 +386 1 47-10-205
Contact persons:	Saša Cvetanović, Boštjan Šbül

STATISTICS ON WEB:

<http://www.ljse.si/cgi-bin/jve.cgi?doc=1989&sid=oW6SxKEMNaGgXs4b>

The screenshot shows the website interface for the Ljubljana Stock Exchange (BORZA). At the top, there is a navigation bar with links for 'WHAT'S NEW', 'SECURITIES', 'STATISTICAL DATA', 'FOR ISSUERS', 'FOR INVESTORS', and 'ABOUT THE LJSE'. The main content area is divided into several sections:

- Welcome:** A message welcoming visitors to the Ljubljana Stock Exchange website.
- QUICK LINKS:** A list of links including SEOnet, Daily price list, Data archives, List of members, LJSE Indices, and Statistical data.
- INDICES AS AT Apr 7. 2006:** A table showing the performance of various indices:

Index	Change %
SBI20	0.93% ▲
SBITOP	1.04% ▲
PIX	-0.07% ▼
BIO	-0.01% ▼

 Below this table, it notes 'Ascending, SBI20, 4.735,99 + 0,93%' and includes a small graphic of a bull.
- PRIME MARKET SHARES on Apr 6. 2006:** A table showing the value, change in percentage, and turnover for several companies:

Symbol	Value (EUR)	Change in %	Turnover (EURm)
DRKR	10.41	3.22% ▲	0.11
GRVG	22.55	0.34% ▲	0.10
IEKG	20.44	1.76% ▲	0.06
KRKG	559.12	2.14% ▲	1.22
MELR	176.13	2.35% ▲	3.07
MER	143.95	0.26% ▲	0.10
PETG	303.34	0.19% ▲	0.40
- ABOUT THE LJSE:** A section providing key statistics:
 - Market capitalisation (EURm): 13,730.80
 - Turnover (EURm): 7,080,336.34
 - No of securities: 221
- NEW:** A section listing recent news items:
 - Company valuations at NLB
 - New service End-of-Day trading data
 - The Prime Market
 - LJSE preparations for EURO
 - LJSE Liquidity Criteria
- WHAT'S NEW:** A section for the latest announcements:
 - Issuer's announcements >>: Includes 'MERCATOR, d.d., Ljubljana - Strategic partners support Mercator's projects' and 'PETROL, d.d., Ljubljana - Convocation of 15th General Meeting...'.
 - Stock Exchange announcements >>
 - Statistical announcements >>
- Mercator slovene stock exchange index:** A promotional graphic for the Mercator index, described as 'Invest in slovenia's best companies'.

The footer of the page includes the 'Internet' logo.

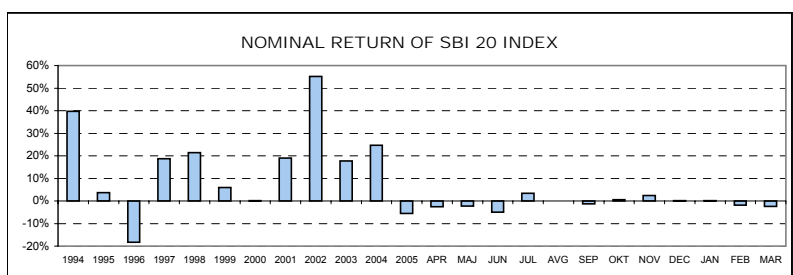
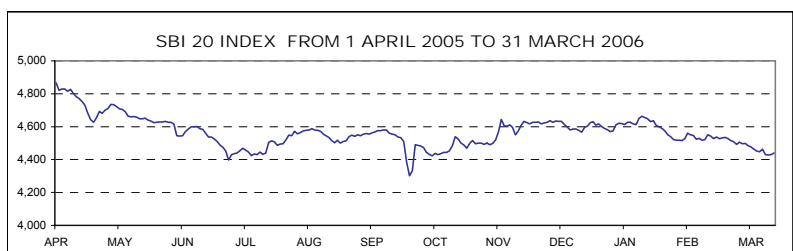
INDEX

	Page
A) STOCK EXCHANGE INDICES	1
A1) Values, yields and movements of Stock Exchange Indices	1
A2) Index compositions	3
B) NUMBER OF ISSUERS, TRADED SECURITIES AND MEMBERS	4
C) TURNOVER	5
C1) Monthly turnover by securities on official market	5
C2) Monthly turnover by securities on semi-official market	7
C3) Monthly turnover by securities on market maker trading segment	10
C4) Most traded securities	12
C5) Turnover by LJSE members	13
C6) Monthly turnover in Years 2005 and 2006	17
D) MARKET CAPITALISATION	20
D1) Market capitalisation of shares	21
D2) Market capitalisation of bonds	24
D3) Market capitalisation of investment funds	26
E) OTHER	27
E1) Indicators (shares on official market)	27
E2) Record values	28
E3) New listed securities and changes	29
F) LIST OF SECURITIES	30
F1) Official market	30
F2) Semi-official market	32

A) STOCK EXCHANGE INDICES

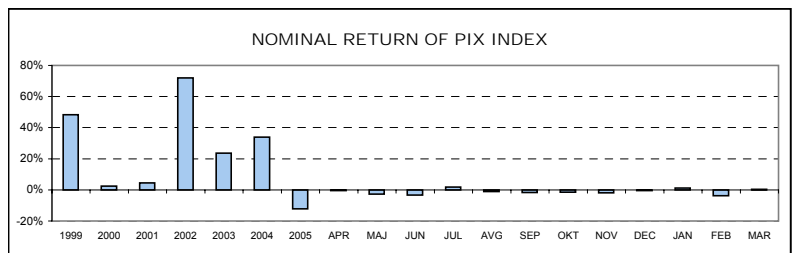
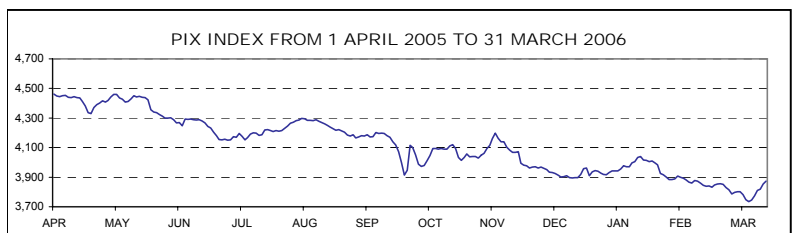
SBI 20 - SLOVENE STOCK EXCHANGE INDEX

Year	Max	Date	Min	Date	Close	Nominal return
1994	1,804.00	10 May 1994	1,015.92	6 Jan 1994	1,396.81	39.68%
1995	1,590.17	9 Nov 1995	1,016.99	13 July 1995	1,448.75	3.72%
1996	1,589.18	13 Mar 1996	891.93	10 Sept 1996	1,183.26	-18.33%
1997	1,655.36	10 Feb 1997	1,052.44	8 Jan 1997	1,404.70	18.71%
1998	2,026.47	10 Aug 1998	1,378.49	6 Jan 1998	1,705.77	21.43%
1999	1,981.87	19 Feb 1999	1,679.48	5 Jan 1999	1,806.26	5.89%
2000	1,903.66	24 Jan 2000	1,584.23	25 May 2000	1,807.94	0.09%
2001	2,159.35	19 Dec 2001	1,700.24	25 Apr 2001	2,151.59	19.01%
2002	3,547.64	8 Nov 2002	2,140.80	3 Jan 2002	3,356.44	56.00%
2003	4,034.53	5 Dec 2003	3,067.67	3 Jul 2003	3,931.64	17.14%
2004	4,935.29	15 Nov 2004	3,922.74	5 Jan 2004	4,904.48	24.74%
2005	5,131.61	1 Feb 2005	4,301.58	28 Sep 2005	4,630.10	-5.59%
Year 2006	Max	Date	Min	Date	Close	Nominal return
January	4,663.04	25 Jan 2006	4,569.47	10 Jan 2006	4,637.03	0.15%
February	4,606.29	1 Feb 2006	4,515.97	15 Feb 2006	4,549.71	-1.88%
March	4,543.71	1 Mar 2006	4,427.22	29 Mar 2006	4,438.97	-2.43%



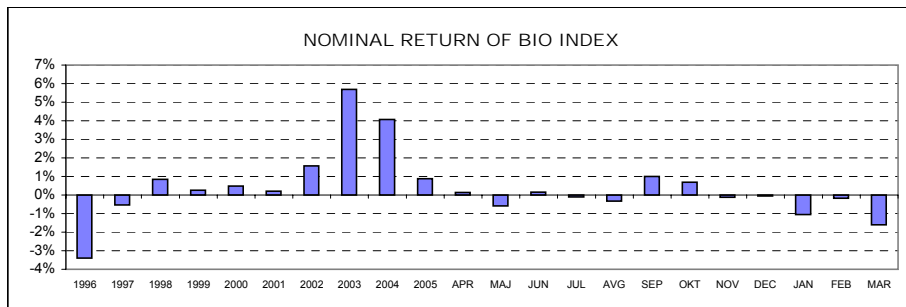
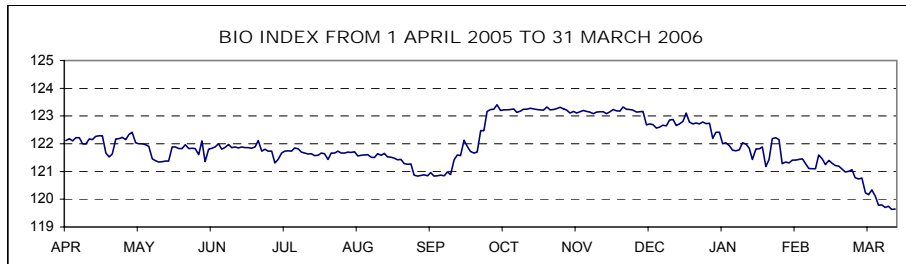
PIX - INVESTMENT FUNDS INDEX

Year	Max	Date	Min	Date	Close	Nominal return
1999	1,633.77	19 Oct 1999	965.15	29 Apr 1999	1,483.50	48.35%
2000	1,572.13	17 Jan 2000	1,097.07	25 May 2000	1,520.79	2.51%
2001	1,588.02	28 Dec 2001	1,328.44	23 May 2001	1,588.02	4.42%
2002	3,013.05	27 Nov 2002	1,551.00	3 Jan 2002	2,729.73	71.89%
2003	3,374.22	29 Dec 2003	2,558.26	12 Mar 2003	3,372.03	23.53%
2004	4,606.40	26 Nov 2004	3,367.18	5 Jan 2004	4,513.38	33.85%
2005	4,752.47	31 Jan 2005	3,893.96	22 Dec 2005	3,962.29	-12.21%
Year 2006	Max	Date	Min	Date	Close	Nominal return
January	4,038.91	27 Jan 2006	3,910.11	3 Jan 2006	4,013.39	1.29%
February	4,010.39	2 Feb 2006	3,860.13	23 Feb 2006	3,860.63	-3.81%
March	3,872.81	31 Mar 2006	3,733.91	23 Mar 2006	3,872.81	0.32%



BIO - STOCK EXCHANGE BOND INDEX

Year	Max	Date	Min	Date	Close	Nominal return
1995	113.52	14 Dec 1995	100.46	5 July 1995	111.68	n.a
1996	111.96	8 Jan 1996	106.61	28 June 1996	107.89	-3.39%
1997	110.97	8 Apr 1997	104.90	29 Jan 1997	107.31	-0.54%
1998	108.22	30 Dec 1998	101.68	25 May 1998	108.22	0.85%
1999	110.52	4 Feb 1999	104.53	16 Aug 1999	108.50	0.26%
2000	109.63	15 Dec 2000	103.96	9 June 2000	109.03	0.49%
2001	110.08	17 Sept 2001	107.81	21 Mar 2001	109.25	0.20%
2002	111.06	27 Dec 2002	107.17	12 Mar 2002	110.96	1.57%
2003	118.14	21 Nov 2003	110.20	24 Jan 2003	117.27	5.69%
2004	122.27	27 Dec 2004	116.28	14 Jan 2004	122.04	4.07%
2005	123.41	7 Oct 2005	120.63	20 Jan 2005	123.11	0.88%
Year 2006	Max	Date	Min	Date	Close	Nominal return
January	122.78	3 Jan 2006	121.43	30 Jan 2006	121.82	-1.05%
February	122.22	9 Feb 2006	121.10	24 Feb 2006	121.60	-0.18%
March	121.46	1 Mar 2006	119.64	30 Mar 2006	119.65	-1.60%



A2) INDEX COMPOSITIONS

COMPOSITION OF SLOVENE STOCK EXCHANGE INDEX - SBI 20 ON 31 MARCH 2006

Issuer	Trading code	Adjusted number of shares	Base value in SIT	Adjusted share	Sector	Market capitalisation (free float) of index on 31 Mar 2006	Sector share
KRKA	KRKG	493,181	30,026.12	10.00%	pharmaceuticals	62,101,953,201 SIT	12.61%
PETROL	PETG	721,748	22,251.50	10.00%	oil and gas	50,554,975,792 SIT	10.27%
PIVOVARNA LAŠKO	PILR	6,938,235	6,199.69	10.00%	food and beverages	49,994,493,028 SIT	15.03%
MERCATOR	MELR	1,365,771	4,520.37	10.00%	trade	49,908,413,613 SIT	17.24%
SAVA	SAVA	1,210,176	16,791.89	10.00%	industrial conglomerates	47,273,637,565 SIT	15.78%
GORENJE	GRVG	8,875,709	2,157.29	9.48%	household appliances	45,497,239,362 SIT	9.24%
ISTRABENZ	ITBG	4,329,907	2,700.00	7.02%	industrial conglomerates	30,395,470,850 SIT	
LUKA KOPER	LKPG	5,115,201	2,310.79	6.99%	transport	30,884,611,750 SIT	15.46%
MERKUR	MER	996,094	18,003.70	6.69%	trade	34,979,215,420 SIT	
INTEREUROPA	IEKG	5,961,900	4,919.17	6.13%	transport	28,088,537,946 SIT	
AERODROM LJUBLJANA	AELG	1,936,229	11,492.98	3.88%	transport	17,138,356,733 SIT	
DROGA KOLINSKA	DRKR	6,381,643	2,900.00	3.61%	food and beverages	15,571,208,920 SIT	
TERME ČATEŽ	TCRG	381,720	39,457.14	2.34%	health resort	12,367,728,000 SIT	2.51%
DELO	DELR	367,182	29,663.00	2.15%	publishing	9,145,993,237 SIT	1.86%
ŽITO	ZTOG	300,312	18,007.22	1.70%	food and beverages	8,438,767,200 SIT	
Market capitalisation of index						492,340,602,617.46	
Share of market capitalisation (shares official market) in index							39.78%

COMPOSITION OF INVESTMENT FUNDS INDEX - PIX ON 31 MARCH 2006

Issuer	Trading code	Adjusted number of shares	Base value in SIT	Adjusted share	Market capitalisation of index on 31 Mar 2006
MAKSIMA ID	MAIR	6,274,062	1,707.96	15.00%	14,779,368,669 SIT
ZLATA MONETA I, ID	ZM1N	108,099,327	23.56	15.00%	14,543,683,455 SIT
INFOND ID	IFIR	6,329,610	1,691.31	15.00%	13,925,142,000 SIT
NFD 1 DELNIŠKI INVESTICIJSKI SKLAD	NF1N	45,927,086	65.42	15.00%	13,876,869,035 SIT
KD ID	KDIR	7,491,343	577.40	15.00%	13,469,359,801 SIT
KRONA SENIOR	SNOG	7,316,086	1,677.12	13.20%	10,895,261,593 SIT
ZVON ENA ID	ZVIR	2,277,577	2,500.14	6.05%	5,226,697,578 SIT
INFOND ID 1	IFDR	4,956,471	1,232.99	5.76%	5,122,463,214 SIT
Market capitalisation of index					91,838,845,344 SIT
Share of market capitalisation (inv.funds) in index					65.16%

COMPOSITION OF STOCK EXCHANGE BOND INDEX - BIO ON 31 MARCH 2006

Bonds	Trading code	Base value	Share
SLOVENSKA ODŠKODNINSKA DRUŽBA 2 nd Issue	SOS2E	104.03	50.00%
REPUBLIKA SLOVENIJA 53 rd Issue	RS53	111.12	20.94%
REPUBLIKA SLOVENIJA 26 th Issue	RS26	110.00	15.79%
REPUBLIKA SLOVENIJA 38 th Issue	RS38	118.39	13.27%

B) NUMBER OF ISSUERS, TRADED SECURITIES AND MEMBERS

	31 Dec 2004	31 Dec 2005	28 Feb 2006	31 Mar 2006
NUMBER OF ISSUERS	172	148	142	141
Official market	40	33	34	34
Prime market shares		7	7	7
Shares	29	18	19	19
Bonds	11	8	8	8
Semi-official market	137	121	115	114
Shares	111	91	87	87
Bonds	15	21	21	20
Investment funds	11	10	8	8
Short term securities	1	1	1	1
	31 Dec 2004	31 Dec 2005	28 Feb 2006	31 Mar 2006
NUMBER OF SECURITIES	254	227	221	221
Official market	105	88	87	87
Prime market shares		7	7	7
Shares	29	18	19	19
Bonds	76	63	61	61
Semi-official market	149	139	134	134
Shares	113	93	89	89
Bonds	25	36	37	37
Investment funds	11	10	8	8
Short term securities	10	12	10	12
	31 Dec 2004	31 Dec 2005	28 Feb 2006	31 Mar 2006
NUMBER OF MEMBERS	27	27	27	27

C) TURNOVER

C1) TURNOVER BY SECURITIES ON OFFICIAL MARKET IN MARCH 2006

1. Shares

Issue	Total (block trades excluded) (in SIT)	Total (block trades excluded) (in EUR)	Block trades (in SIT)	Cross trades (in SIT)	Share in total turnover (block trades excluded) on official market	Share in turnover (block trades excluded) of shares	Volume in pieces (block trades excluded)	Number of bargains (block trades excluded)
Total shares	9,544,567,562	39,837,969	19,511,096,637	728,136,161	93.89%	100.00%	391,278	6,806
Common shares	9,542,643,532	39,829,938	19,511,096,637	728,136,161	93.87%	99.98%	390,973	6,804
PRIME MARKET SHARES	8,170,719,926	34,103,705	17,350,808,463	563,448,755	80.38%	85.61%	264,138	4,928
1 KRKA	4,876,737,732	20,354,966	1,475,485,770	300,728,218	47.97%	51.09%	40,046	2,391
2 PETROL	1,542,898,047	6,439,911	7,493,739,748	106,530,197	15.18%	16.17%	22,021	769
3 MERCATOR	690,445,322	2,881,847	153,174,119	56,573,993	6.79%	7.23%	19,072	671
4 GORENJE	527,571,711	2,202,011	237,148,220	16,819,006	5.19%	5.53%	100,328	596
5 MERKUR	260,557,442	1,087,535	7,991,260,606	58,424,315	2.56%	2.73%	7,372	159
6 INTEREUROPA	175,660,032	733,196	0	19,861,179	1.73%	1.84%	35,364	210
7 DROGA KOLINSKA	96,849,640	404,239	0	4,511,847	0.95%	1.01%	39,935	132
SHARES	1,371,923,606	5,726,233	2,160,288,174	164,687,406	13.50%	14.37%	126,835	1,876
1 PIVOVARNA LAŠKO	243,778,036	1,017,502	118,150,000	3,983,115	2.40%	2.55%	33,195	269
2 LUKA KOPER	195,481,881	815,921	121,000,000	9,609,208	1.92%	2.05%	32,050	401
3 SAVA	177,845,608	742,303	451,487,812	362,244	1.75%	1.86%	4,287	266
4 SALUS, LJUBLJANA	147,859,345	617,144	0	11,761,000	1.45%	1.55%	1,210	54
5 TERME ČATEŽ	143,854,917	600,430	416,908,000	93,237,470	1.42%	1.51%	4,460	69
6 AERODROM LJUBLJANA	122,042,528	509,392	0	23,952,309	1.20%	1.28%	13,722	152
7 AUTOCOMMERCE	112,418,122	469,216	0	1,328,993	1.11%	1.18%	13,289	93
8 ISTRABENZ	106,764,032	445,616	1,052,742,362	6,213,548	1.05%	1.12%	14,516	285
9 ŽITO	44,520,855	185,826	0	841,503	0.44%	0.47%	1,535	143
10 ETOL	37,834,804	157,918	0	11,940,499	0.37%	0.40%	834	55
11 DELO	30,595,530	127,700	0	457,200	0.30%	0.32%	1,284	34
12 GEODETSKI ZAVOD SLOVENIJE	1,894,962	7,909	0	0	0.02%	0.02%	848	5
13 MLINOTEST	1,853,675	7,737	0	120,025	0.02%	0.02%	1,532	14
14 EMONA OBALA	1,825,040	7,618	0	567,542	0.02%	0.02%	2,865	13
15 NIKA	1,320,750	5,513	0	287,550	0.01%	0.01%	361	2
16 COMET	1,060,220	4,425	0	0	0.01%	0.01%	589	10
17 DELO PRODAJA	973,301	4,063	0	25,200	0.01%	0.01%	258	11
18 KOMPAS MTS	0	0	0	0	0.00%	0.00%	0	0
Preferred shares	1,924,030	8,031	0	0	0.02%	0.02%	305	2
1 PROBANKA	1,924,030	8,031	0	0	0.02%	0.02%	305	2

2. Bonds

Issue	Total (block trades excluded) (in SIT)	Total (block trades excluded) (in EUR)	Block trades (in SIT)	Cross trades (in SIT)	Share in total turnover (block trades excluded) on official market	Share in turnover (block trades excluded) of bonds	Volume in pieces (block trades excluded)	Number of bargains (block trades excluded)
Total bonds	621,080,524	2,592,352	1,712,037,003	325,012,800	6.11%	100.00%	220,910	545
1 REPUBLIKA SLOVENIJA 62 nd issue	128,272,991	535,375	0	126,691,425	1.26%	20.65%	13,278	8
2 REPUBLIKA SLOVENIJA 39 th issue	109,239,289	455,957	98,073,324	14,816,134	1.07%	17.59%	184,174	349
3 ABANKA VIPA 7 th issue	72,852,858	304,082	0	70,593,072	0.72%	11.73%	2,930	2
4 REPUBLIKA SLOVENIJA 29 th issue	62,834,046	262,277	274,063,018	3,035,879	0.62%	10.12%	2,439	12
5 REPUBLIKA SLOVENIJA 21 st issue	45,919,693	191,669	0	34,585,291	0.45%	7.39%	6,064	28
6 REPUBLIKA SLOVENIJA 57 th issue	33,081,795	138,087	0	1,134,525	0.33%	5.33%	3,064	7
7 REPUBLIKA SLOVENIJA 26 th issue	32,237,702	134,565	71,963,338	1,924,143	0.32%	5.19%	1,263	11
8 REPUBLIKA SLOVENIJA 38 th issue	15,574,251	65,008	0	5,378,594	0.15%	2.51%	565	10
9 REPUBLIKA SLOVENIJA 58 th issue	15,300,101	63,862	0	0	0.15%	2.46%	1,545	16
10 REPUBLIKA SLOVENIJA 49 th issue	13,477,111	56,253	0	6,136,892	0.13%	2.17%	138	2
11 REPUBLIKA SLOVENIJA 18 th issue	13,322,899	55,608	0	13,322,899	0.13%	2.15%	512	3
12 REPUBLIKA SLOVENIJA 48 th issue	12,832,918	53,563	0	5,308,143	0.13%	2.07%	505	7
13 NOVA KBM 5 th issue	10,410,000	43,451	40,599,000	10,410,000	0.10%	1.68%	100	1
14 REPUBLIKA SLOVENIJA 60 th issue	9,419,350	39,318	0	9,219,650	0.09%	1.52%	947	3
15 REPUBLIKA SLOVENIJA 59 th issue	9,096,902	37,970	64,896,000	967,100	0.09%	1.46%	895	6
16 REPUBLIKA SLOVENIJA 54 th issue	4,412,900	18,419	175,895,800	716,450	0.04%	0.71%	393	5
17 REPUBLIKA SLOVENIJA 27 th issue	4,408,966	18,403	0	4,328,166	0.04%	0.71%	435	7
18 REPUBLIKA SLOVENIJA 55 th issue	4,288,504	17,900	0	1,240,204	0.04%	0.69%	428	15
19 REPUBLIKA SLOVENIJA 32 nd issue	4,084,926	17,050	0	2,061,677	0.04%	0.66%	161	12
20 REPUBLIKA SLOVENIJA 50 th issue	2,739,988	11,436	0	2,468,547	0.03%	0.44%	111	6
21 NLB 18 th issue	2,575,000	10,748	0	0	0.03%	0.41%	25	1
22 NLB 10 th issue	2,483,560	10,366	0	2,483,560	0.02%	0.40%	24	5
23 REPUBLIKA SLOVENIJA 31 st issue	2,363,250	9,864	0	2,363,250	0.02%	0.38%	230	1
24 ABANKA 6 th issue	1,992,913	8,319	106,455,414	0	0.02%	0.32%	79	1
25 REPUBLIKA SLOVENIJA 61 st issue	1,976,000	8,248	61,113,400	1,976,000	0.02%	0.32%	200	1
26 REPUBLIKA SLOVENIJA 25 th issue	1,573,260	6,567	0	1,573,260	0.02%	0.25%	156	4
27 REPUBLIKA SLOVENIJA 56 th issue	1,081,397	4,514	0	156,675	0.01%	0.17%	105	7
28 BANKA VIPA 7 th issue	943,256	3,937	0	597,395	0.01%	0.15%	30	2
29 REPUBLIKA SLOVENIJA 53 rd issue	862,619	3,600	600,149,509	289,904	0.01%	0.14%	33	6
30 BTC 2 nd issue	603,728	2,520	0	603,728	0.01%	0.10%	24	3
31 ABANKA 4 th issue	513,170	2,142	0	513,170	0.01%	0.08%	21	2
32 STANOVANJSKI SKLAD RS 1 st issue	188,114	785	0	0	0.00%	0.03%	34	1
33 HOTELI BERNARDIN	117,067	489	0	117,067	0.00%	0.02%	2	1
34 NOVA KBM 7 th issue	0	0	0	0	0.00%	0.00%	0	0
35 BANKA CELJE 6 th issue series A	0	0	0	0	0.00%	0.00%	0	0
36 BANKA CELJE 8 th issue	0	0	0	0	0.00%	0.00%	0	0
37 NOVA KBM 8 th issue	0	0	0	0	0.00%	0.00%	0	0
38 BANKA VIPA 5 th issue	0	0	0	0	0.00%	0.00%	0	0
39 BANKA CELJE 5 th issue	0	0	0	0	0.00%	0.00%	0	0
40 NLB 16 th issue	0	0	127,134,000	0	0.00%	0.00%	0	0
41 BTC 1 st issue	0	0	0	0	0.00%	0.00%	0	0
42 BANKA CELJE 4 th issue	0	0	0	0	0.00%	0.00%	0	0
43 BANKA VIPA 3 rd issue	0	0	0	0	0.00%	0.00%	0	0
44 NLB 9 th issue	0	0	0	0	0.00%	0.00%	0	0
45 NLB 12 th issue	0	0	50,750,000	0	0.00%	0.00%	0	0
46 NLB 13 th issue	0	0	0	0	0.00%	0.00%	0	0
47 ABANKA 5 th issue	0	0	0	0	0.00%	0.00%	0	0
48 NOVA KBM 3 rd issue series B	0	0	0	0	0.00%	0.00%	0	0
49 REPUBLIKA SLOVENIJA 44 th issue	0	0	0	0	0.00%	0.00%	0	0
50 NLB 17 th issue	0	0	0	0	0.00%	0.00%	0	0
51 REPUBLIKA SLOVENIJA 52 nd issue	0	0	0	0	0.00%	0.00%	0	0
52 NOVA KBM 3 rd issue series A	0	0	0	0	0.00%	0.00%	0	0
53 REPUBLIKA SLOVENIJA 33 rd issue	0	0	0	0	0.00%	0.00%	0	0
54 NLB 19 th issue	0	0	40,944,200	0	0.00%	0.00%	0	0
55 REPUBLIKA SLOVENIJA 23 rd issue	0	0	0	0	0.00%	0.00%	0	0
56 STANOVANJSKI SKLAD RS 2 nd issue	0	0	0	0	0.00%	0.00%	0	0
57 BANKA VIPA 6 th issue	0	0	0	0	0.00%	0.00%	0	0
58 NLB 11 th issue	0	0	0	0	0.00%	0.00%	0	0
59 BANKA CELJE 7 th issue	0	0	0	0	0.00%	0.00%	0	0
60 BANKA VIPA 4 th issue	0	0	0	0	0.00%	0.00%	0	0
61 NOVA KBM 6 th issue	0	0	0	0	0.00%	0.00%	0	0
Total official market	10,165,648,086	42,430,321	21,223,133,640	1,053,148,961	100.00%	-	612,188	7,351

C2) TURNOVER BY SECURITIES ON SEMI-OFFICIAL MARKET IN MARCH 2006

1. Shares (1)

Issue	Total (block trades excluded) (in SIT)	Total (block trades excluded) (in EUR)	Block trades (in SIT)	Cross trades (in SIT)	Share in total turnover (block trades excluded) on semi-official market	Share in turnover (block trades excluded) of shares	Volume in pieces (block trades excluded)	Number of bargains (block trades excluded)
Total shares	2,272,602,958	9,485,515	4,424,991,590	566,680,546	37.84%	100.00%	1,225,195	9,914
Total common shares	2,253,975,924	9,407,768	4,424,991,590	566,328,140	37.53%	99.18%	1,222,076	9,679
1 POM-INVEST	513,222,000	2,142,120	0	210,354,900	8.54%	22.58%	4,107	20
2 ZVON ENA HOLDING	247,607,080	1,033,467	97,920,000	30,431,799	4.12%	10.90%	130,299	609
3 NFD HOLDING	141,282,806	589,696	3,522,687,470	29,372,538	2.35%	6.22%	224,478	1,318
4 POM NALOŽBE	116,354,100	485,616	0	116,204,000	1.94%	5.12%	3,062	5
5 HELIOS, DOMŽALE	112,771,593	470,692	0	6,660,702	1.88%	4.96%	590	82
6 ETRA 33	110,415,731	460,864	0	23,822,658	1.84%	4.86%	1,146	89
7 DZS	86,254,844	359,999	67,626,000	0	1.44%	3.80%	14,263	49
8 INFOND HOLDING	85,536,666	357,019	79,626,470	15,414,619	1.42%	3.76%	117,578	842
9 LESNINA	85,070,184	355,076	0	3,445,708	1.42%	3.74%	346	70
10 KD HOLDING	81,081,991	338,425	149,508,800	2,143,684	1.35%	3.57%	7,448	541
11 JUTEKS	77,371,979	322,939	0	8,024,000	1.29%	3.40%	3,012	81
12 ZLATA MONETA II	56,449,810	235,616	0	3,064,324	0.94%	2.48%	126,339	462
13 MEDVEŠEK PUŠNIK	55,071,377	229,876	0	54,969,317	0.92%	2.42%	3,007	2
14 ZVON DVA HOLDING	54,159,027	226,055	0	4,283,462	0.90%	2.38%	153,277	644
15 TRIGLAV, FINANČNA DRUŽBA	50,073,317	209,001	0	5,568,798	0.83%	2.20%	28,713	481
16 VIPA HOLDING	40,856,257	170,528	0	372,132	0.68%	1.80%	44,311	288
17 MAKSIMA HOLDING	33,312,608	139,044	0	1,288,695	0.55%	1.47%	40,129	551
18 ISKRA AVTOELEKTRIKA	26,764,348	111,711	30,063,650	3,199,976	0.45%	1.18%	3,355	55
19 AKTIVA NALOŽBE	22,462,750	93,757	300,000,000	5,022,650	0.37%	0.99%	23,645	221
20 MERCATA	20,130,893	84,024	0	6,281,956	0.34%	0.89%	32,430	220
21 FINIRA	19,155,026	79,951	0	201,989	0.32%	0.84%	26,078	233
22 CINKARNA CELJE	18,741,283	78,223	118,405,000	1,030,151	0.31%	0.82%	795	43
23 TRIGLAV NALOŽBE	17,302,920	72,221	0	1,755,980	0.29%	0.76%	45,534	439
24 LIP BLEED	17,055,926	71,189	0	632,142	0.28%	0.75%	13,549	56
25 KD GROUP	16,832,000	70,256	0	8,780,000	0.28%	0.74%	144	21
26 GORENJSKI TISK	15,993,640	66,757	0	1,885,410	0.27%	0.70%	5,749	30
27 NIKO	14,369,550	59,978	0	6,638,190	0.24%	0.63%	450	17
28 MAKSIMA INVEST	13,478,725	56,259	0	155,379	0.22%	0.59%	41,289	619
29 PLAMA - PUR	12,050,600	50,297	0	712,144	0.20%	0.53%	5,125	18
30 INFOND HOLDING 1	10,580,542	44,162	0	433,065	0.18%	0.47%	25,499	753
31 TOSAMA	9,341,789	38,990	0	0	0.16%	0.41%	923	35
32 HRAM HOLDING	7,986,788	33,336	0	129,711	0.13%	0.35%	19,790	73
33 SLOVENJUALES	5,714,093	23,849	0	1,838,694	0.10%	0.25%	519	21
34 MODRA LINIJA HOLDING	5,205,600	21,728	0	2,756,075	0.09%	0.23%	5,870	94
35 MELAMIN	5,074,996	21,183	0	0	0.08%	0.22%	1,075	12
36 MEDALJON	4,481,986	18,707	0	1,450,004	0.07%	0.20%	2,216	12
37 ALPETOUR POTOVALNA AGENCIJA	4,466,014	18,641	0	4,380,152	0.07%	0.20%	1,717	10
38 VIZIJA HOLDING	4,363,150	18,211	0	0	0.07%	0.19%	7,933	80
39 VIZIJA HOLDING ENA	3,628,500	15,145	0	0	0.06%	0.16%	7,257	79
40 MITOL SEŽANA	3,248,000	13,557	0	568,000	0.05%	0.14%	812	6
41 M1	2,852,004	11,904	0	31,399	0.05%	0.13%	7,539	84
42 TRDNJAVA HOLDING	2,839,339	11,851	0	726,596	0.05%	0.12%	9,963	54
43 KRONA HOLDING	2,371,291	9,897	0	918,502	0.04%	0.10%	4,158	24
44 LESNINA EMMI	2,214,659	9,244	0	549,164	0.04%	0.10%	5,262	15
45 JADRAN	2,212,600	9,235	0	0	0.04%	0.10%	481	3
46 TEKSTINA	1,812,055	7,563	0	37,500	0.03%	0.08%	7,301	10
47 JAVOR PIVKA	1,673,680	6,986	0	0	0.03%	0.07%	2,715	4
48 BELINKA	1,590,800	6,640	0	0	0.03%	0.07%	464	9
49 JATA EMONA	1,342,160	5,602	0	0	0.02%	0.06%	1,678	6
50 GOZDNO GOSPODARSTVO BLEED	987,200	4,121	0	0	0.02%	0.04%	617	4
51 IMP ČRPALKE LJUBLJANA	892,000	3,723	0	20,000	0.01%	0.04%	446	16
52 MIP	871,650	3,638	0	148,800	0.01%	0.04%	571	7
53 SIJAJ HRASTNIK	804,000	3,356	0	0	0.01%	0.04%	268	6
54 TERME DOBRNA	797,198	3,327	0	3,850	0.01%	0.04%	790	18
55 LIZ INŽENIRING	757,500	3,162	0	0	0.01%	0.03%	505	5
56 FOND INVEST	742,011	3,097	0	17,600	0.01%	0.03%	643	67
57 MARINA PORTOROŽ	706,168	2,947	0	0	0.01%	0.03%	80	1
58 COLOR	688,022	2,872	0	22,000	0.01%	0.03%	312	14
59 TOVARNA SLADKORJA ORMOŽ	413,580	1,726	0	0	0.01%	0.02%	137	5
60 ŽITO INTES	399,677	1,668	0	163,500	0.01%	0.02%	1,572	9
61 GEA COLLEGE	365,700	1,526	0	365,700	0.01%	0.02%	300	1
62 NAMA	284,615	1,188	0	0	0.00%	0.01%	113	2
63 VELANA	267,478	1,117	0	0	0.00%	0.01%	891	3
64 ELMO	166,087	693	0	0	0.00%	0.01%	369	3
65 GEA	147,840	617	0	12,800	0.00%	0.01%	231	3
66 CETIS	126,740	529	0	0	0.00%	0.01%	5	3
67 TRDNJAVA I HOLDING	109,029	455	0	33,725	0.00%	0.00%	295	7
68 MK TISKARNA	55,862	233	0	0	0.00%	0.00%	19	1
69 EGOLES	54,020	225	0	0	0.00%	0.00%	304	4
70 CAPITA	52,250	218	0	0	0.00%	0.00%	95	1

1. Shares (2)

Issue	Total (block trades excluded) (in SIT)	Total (block trades excluded) (in EUR)	Block trades (in SIT)	Cross trades (in SIT)	Share in total turnover (block trades excluded) on semi-official market	Share in turnover (block trades excluded) of shares	Volume in pieces (block trades excluded)	Number of bargains (block trades excluded)
71 ŽELEZARNA RAVNE - MONTER DRAVOGRAD	28,000	117	0	0	0.00%	0.00%	20	1
72 INLES	15,900	66	0	0	0.00%	0.00%	33	2
73 GRAND HOTEL UNION	5,200	22	0	0	0.00%	0.00%	2	1
74 ZDRAVILIŠČE ROGAŠKA	5,120	21	0	0	0.00%	0.00%	37	4
75 INTARA	4,000	17	0	4,000	0.00%	0.00%	1	1
76 JELEN GOSTINSKO PODJETJE	0	0	0	0	0.00%	0.00%	0	0
77 KS2 NALOŽBE	0	0	0	0	0.00%	0.00%	0	0
78 AVTOPREVOZNIŠTVO IN SERVISI	0	0	0	0	0.00%	0.00%	0	0
79 SWATY	0	0	0	0	0.00%	0.00%	0	0
80 GORIŠKE OPEKARNE	0	0	0	0	0.00%	0.00%	0	0
81 INTERTRADE ITA	0	0	0	0	0.00%	0.00%	0	0
82 HIDROTEHNIK	0	0	0	0	0.00%	0.00%	0	0
83 CREINA	0	0	59,154,200	0	0.00%	0.00%	0	0
84 RTC KRVAVEC	0	0	0	0	0.00%	0.00%	0	0
85 KOŠAKI TMI	0	0	0	0	0.00%	0.00%	0	0
86 LIV POSTOJNA	0	0	0	0	0.00%	0.00%	0	0
Preferred shares	18,627,034	77,747	0	352,406	0.31%	0.82%	3,119	235
1 KD HOLDING	18,627,034	77,747	0	352,406	0.31%	0.82%	3,119	235
2 PRVA POKOJNINSKA DRUŽBA	0	0	0	0	0.00%	0.00%	0	0
3 ZDRAVILIŠČE ROGAŠKA	0	0	0	0	0.00%	0.00%	0	0

2. Bonds

Issue	Total (block trades excluded) (in SIT)	Total (block trades excluded) (in EUR)	Block trades (in SIT)	Cross trades (in SIT)	Share in total turnover (block trades excluded) on semi-official market	Share in turnover (block trades excluded) of bonds	Volume in pieces (block trades excluded)	Number of bargains (block trades excluded)
Total bonds	1,798,813,385	7,508,059	2,309,229,777	329,433,330	29.95%	100.00%	134,026	575
1 SLOVENSKA ODŠKODNINSKA DRUŽBA 2 nd issue	1,563,210,052	6,524,708	919,424,633	152,898,427	26.03%	86.90%	126,338	555
2 KD HOLDING 1 st issue	123,693,041	516,259	40,097,297	122,668,567	2.06%	6.88%	4,930	3
3 CIMOS 1 st issue	54,540,128	227,639	0	49,247,294	0.91%	3.03%	2,127	4
4 FACTOR BANKA FB11	24,101,134	100,589	0	0	0.40%	1.34%	97	2
5 POŠTNA BANKA SLOVENIJE 5 th issue	17,594,667	73,440	122,664,806	0	0.29%	0.98%	72	1
6 POSLOVNI SISTEM MERCATOR	7,260,463	30,305	52,476,763	0	0.12%	0.40%	290	1
7 FACTOR BANKA FB06	2,688,472	11,221	0	2,389,843	0.04%	0.15%	27	4
8 PROBANKA 6 th issue	1,752,158	7,313	0	0	0.03%	0.10%	71	1
9 ABANKA VIPA 10 th issue	1,744,071	7,280	147,746,135	0	0.03%	0.10%	7	1
10 DEOS 1 st issue	1,437,526	6,000	0	1,437,526	0.02%	0.08%	60	1
11 POŠTNA BANKA SLOVENIJE 2 nd issue	791,673	3,305	0	791,673	0.01%	0.04%	7	2
12 POTEZA NALOŽBE	0	0	0	0	0.00%	0.00%	0	0
13 POŠTNA BANKA SLOVENIJE 6 th issue	0	0	0	0	0.00%	0.00%	0	0
14 DARS 3 rd issue	0	0	99,720,000	0	0.00%	0.00%	0	0
15 FACTOR BANKA FB08	0	0	104,780,971	0	0.00%	0.00%	0	0
16 ZAVAROVALNICA TRIGLAV 1 st issue	0	0	30,125,672	0	0.00%	0.00%	0	0
17 ABANKA VIPA 8 th issue	0	0	0	0	0.00%	0.00%	0	0
18 KD INVESTMENTS 1 st issue	0	0	0	0	0.00%	0.00%	0	0
19 FACTOR BANKA 12 th issue	0	0	49,500,000	0	0.00%	0.00%	0	0
20 NLB 15 th issue	0	0	0	0	0.00%	0.00%	0	0
21 STANOVANJSKI SKLAD RS 3 rd issue	0	0	0	0	0.00%	0.00%	0	0
22 DARS 2 nd issue	0	0	0	0	0.00%	0.00%	0	0
23 PROBANKA 7 th issue	0	0	0	0	0.00%	0.00%	0	0
24 FACTOR BANKA FB10	0	0	0	0	0.00%	0.00%	0	0
25 DARS	0	0	30,056,000	0	0.00%	0.00%	0	0
26 ABANKA VIPA 9 th issue	0	0	0	0	0.00%	0.00%	0	0
27 FMR	0	0	0	0	0.00%	0.00%	0	0
28 BANKA CELJE 9 th issue	0	0	712,637,500	0	0.00%	0.00%	0	0
29 FACTOR BANKA FB09	0	0	0	0	0.00%	0.00%	0	0
30 PROBANKA 4 th issue	0	0	0	0	0.00%	0.00%	0	0
31 POŠTNA BANKA SLOVENIJE 7 th issue	0	0	0	0	0.00%	0.00%	0	0
32 SIP STROJNA INDUSTRIJA 1 st issue series B	0	0	0	0	0.00%	0.00%	0	0
33 BANKA ZASAVJE 3 rd issue	0	0	0	0	0.00%	0.00%	0	0
34 PROBANKA 5 th issue	0	0	0	0	0.00%	0.00%	0	0
35 NLB 8 th issue	0	0	0	0	0.00%	0.00%	0	0
36 DBS 4 th issue	0	0	0	0	0.00%	0.00%	0	0
37 AUTOCOMMERCE 1 st issue	0	0	0	0	0.00%	0.00%	0	0
38 NLB 14 th issue	0	0	0	0	0.00%	0.00%	0	0
Total semi-official market (shares and bonds)	4,071,416,343	16,993,574	6,734,221,367	896,113,876	67.79%	-	1,359,221	10,489

3. Investment funds

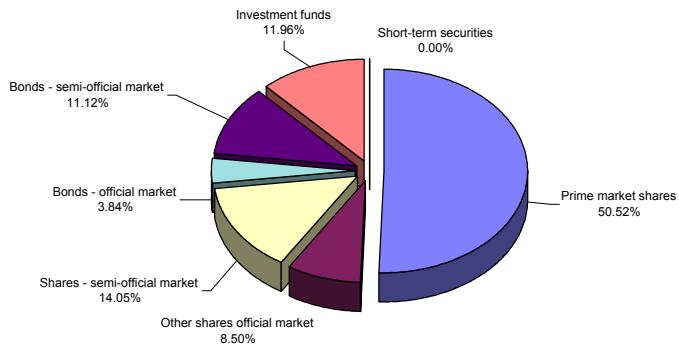
Issue	Total (block trades excluded) (in SIT)	Total (block trades excluded) (in EUR)	Block trades (in SIT)	Cross trades (in SIT)	Share in total turnover (block trades excluded) on semi-official market	Share in turnover (block trades excluded) of investment funds	Volume in pieces (block trades excluded)	Number of bargains (block trades excluded)
Total investment funds	1,934,709,085	8,075,268	0	276,896,444	32.21%	100.00%	5,564,949	6,108
1 ZLATA MONETA I, ID	471,256,272	1,966,967	0	80,631,236	7.85%	24.36%	3,586,310	776
2 NFD 1 DELNIŠKI INVESTICIJSKI SKLAD	425,097,125	1,774,309	0	37,223,485	7.08%	21.97%	1,415,163	1,036
3 INFOND ID	257,310,876	1,073,995	0	41,801,429	4.28%	13.30%	120,047	929
4 MAKSIMA ID	254,861,364	1,063,763	0	48,421,836	4.24%	13.17%	109,658	710
5 KD ID	211,295,518	881,924	0	28,791,463	3.52%	10.92%	119,465	844
6 KRONA SENIOR	197,808,290	825,635	0	21,895,542	3.29%	10.22%	134,232	405
7 ZVON ENA ID	63,042,996	263,132	0	7,341,072	1.05%	3.26%	27,705	640
8 INFOND ID 1	54,036,644	225,543	0	10,790,381	0.90%	2.79%	52,369	768
Short-term securities	0	0	0	0	0.00%	-	0	0
Total semi-official market	6,006,125,428	25,068,842	6,734,221,367	1,173,010,320	100.00%	-	6,924,170	16,597
Total turnover on BTS system	16,171,773,514	67,499,163	27,957,355,007	2,226,159,281	-	-	7,536,358	23,948

C3) TURNOVER BY SECURITIES ON MARKET MAKER TRADING SEGMENT* IN MARCH 2006

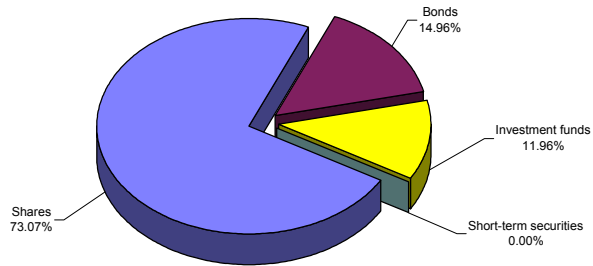
Issue	Total (in SIT)	Total (in EUR)	Share in turnover on market maker segment of individual type of securities	Share in turnover on market maker segment	Volume in pieces	Number of bargains
Total bonds	45,669,114,487	190,618,989	100.00%	66.56%	4,553,753	86
1 REPUBLIKA SLOVENIJA 58 th issue	18,958,233,700	79,129,034	41.51%	27.63%	1,902,900	19
2 REPUBLIKA SLOVENIJA 61 st issue	6,382,090,300	26,638,117	13.97%	9.30%	647,500	13
3 REPUBLIKA SLOVENIJA 56 th issue	5,726,161,620	23,900,984	12.54%	8.35%	564,504	9
4 REPUBLIKA SLOVENIJA 60 th issue	5,127,545,645	21,400,962	11.23%	7.47%	515,164	17
5 REPUBLIKA SLOVENIJA 59 th issue	3,019,060,922	12,602,237	6.61%	4.40%	293,485	6
6 REPUBLIKA SLOVENIJA 62 nd issue	2,784,352,060	11,621,979	6.10%	4.06%	288,067	14
7 REPUBLIKA SLOVENIJA 52 nd issue	2,642,800,000	11,031,264	5.79%	3.85%	250,000	2
8 REPUBLIKA SLOVENIJA 54 th issue	812,220,240	3,390,092	1.78%	1.18%	72,133	4
9 REPUBLIKA SLOVENIJA 57 th issue	216,650,000	904,320	0.47%	0.32%	20,000	2
10 REPUBLIKA SLOVENIJA 56 th issue	0	0	0.00%	0.00%	0	0
Treasury bills	22,941,285,395	95,755,074	100.00%	33.44%	2,330,432	71
1 12 MONTH TREASURY BILLS 34th issue	6,268,160,480	26,162,625	27.32%	9.14%	642,000	12
2 12 MONTH TREASURY BILLS 33rd issue	6,205,213,000	25,899,933	27.05%	9.04%	631,000	9
3 6 MONTH TREASURY BILLS 37th issue	3,133,700,470	13,079,927	13.66%	4.57%	314,500	17
4 12 MONTH TREASURY BILLS 32nd issue	2,269,351,150	9,472,263	9.89%	3.31%	230,000	6
5 6 MONTH TREASURY BILLS 38th issue	2,260,417,668	9,434,472	9.85%	3.29%	228,205	11
6 12 MONTH TREASURY BILLS 31st issue	930,955,717	3,886,007	4.06%	1.36%	93,828	2
7 12 MONTH TREASURY BILLS 36th issue	798,332,297	3,332,117	3.48%	1.16%	82,538	2
8 3 MONTH TREASURY BILLS 95th issue	429,748,709	1,793,706	1.87%	0.63%	43,316	3
9 3 MONTH TREASURY BILLS 93rd issue	288,948,914	1,206,116	1.26%	0.42%	29,045	3
10 12 MONTH TREASURY BILLS 30th issue	149,604,150	624,485	0.65%	0.22%	15,000	2
11 3 MONTH TREASURY BILLS 92nd issue	109,754,540	458,121	0.48%	0.16%	11,000	3
12 12 MONTH TREASURY BILLS 35th issue	97,098,300	405,302	0.42%	0.14%	10,000	1
13 6 MONTH TREASURY BILLS 39th issue	0	0	0.00%	0.00%	0	0
14 3 MONTH TREASURY BILLS 94th issue	0	0	0.00%	0.00%	0	0
Total market maker trading segment*	68,610,399,882	286,374,063	-	100.00%	6,884,185	157

*special segment for trading in securities by Republic of Slovenia.

Structure of turnover by securities in March 2006



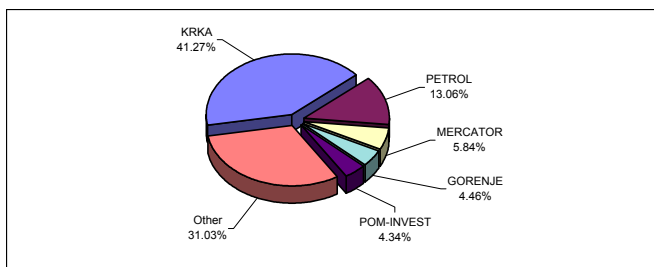
Structure of turnover by securities - all markets - March 2006



C4) MOST TRADED SECURITIES IN MARCH 2006

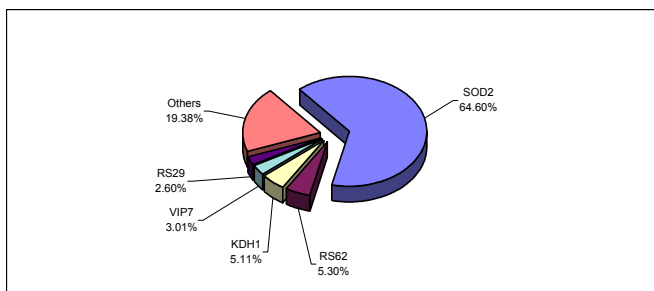
MOST TRADED SHARES

Issuer	Turnover (in SITm) - order book trades only	Market capitalisation as of 31 Mar 2006 (in SITm)	Number of bargains - order book trades only
KRKA	4,877	446,090	2,391
PETROL	1,543	146,135	769
MERCATOR	690	117,246	671
GORENJE	528	62,538	596
POM-INVEST	513	2,849	20
Other	3,666	846,910	12,273
Total	11,817	1,621,768	16,720



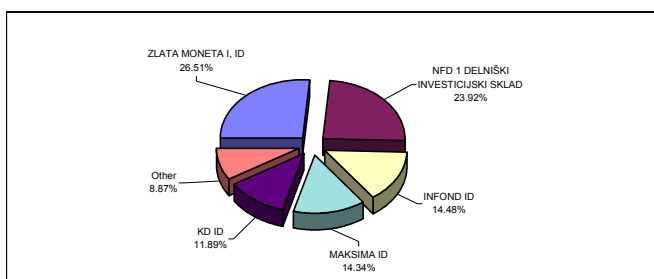
MOST TRADED BONDS

Issuer	Turnover (in SITm) - order book trades only	Market capitalisation as of 31 Mar 2006 (in SITm)	Number of bargains - order book trades only
SLOVENSKA ODŠKODNINSKA DRUŽBA 2 nd issue	1,563	143,572	555
REPUBLIKA SLOVENIJA 62 nd issue	128	48,475	8
KD HOLDING 1 st issue	124	10,245	3
ABANKA VIPA 7 th issue	73	4,344	2
REPUBLIKA SLOVENIJA 29 th issue	63	14,034	12
Other	469	1,255,840	540
Total	2,420	1,476,509	1,120



MOST TRADED INVESTMENT FUNDS

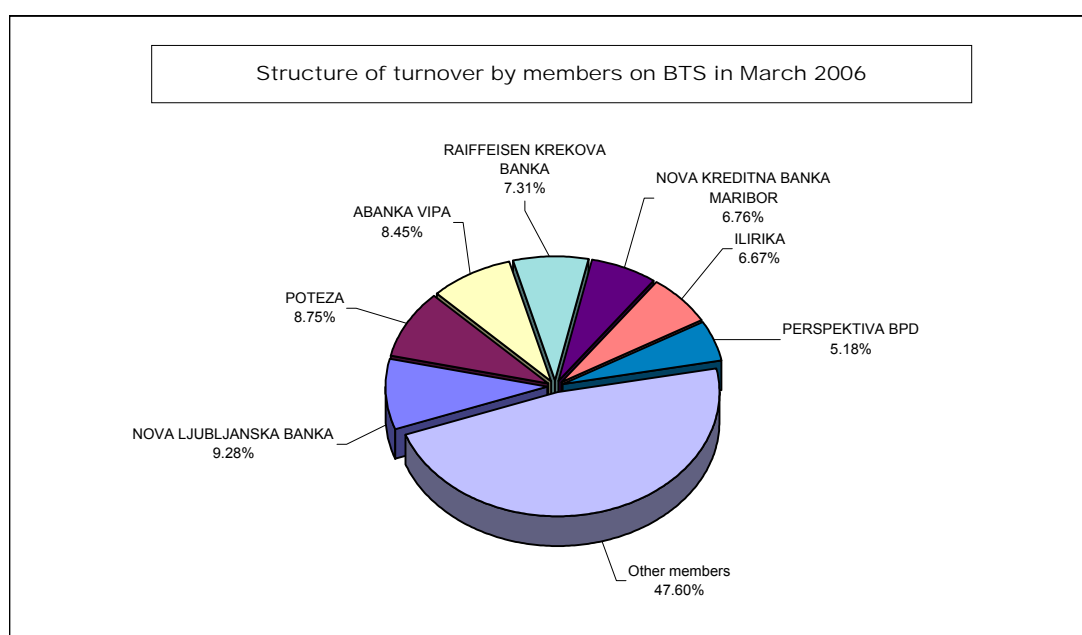
INVESTMENT FUNDS	Turnover (in SITm) - order book trades only	Market capitalisation as of 31 Mar 2006 (in SITm)	Number of bargains - order book trades only
ZLATA MONETA I, ID	471	18,378	776
NFD 1 DELNIŠKI INVESTICIJSKI SKLAD	425	48,519	1,036
INFOND ID	257	17,891	929
MAKSIMA ID	255	18,402	710
KD ID	211	16,508	844
Other	158	21,244	1,206
Total	1,777	140,943	5,501



C5) TURNOVER BY LJSE MEMBERS

TURNOVER BY MEMBERS ON BTS IN MARCH 2006

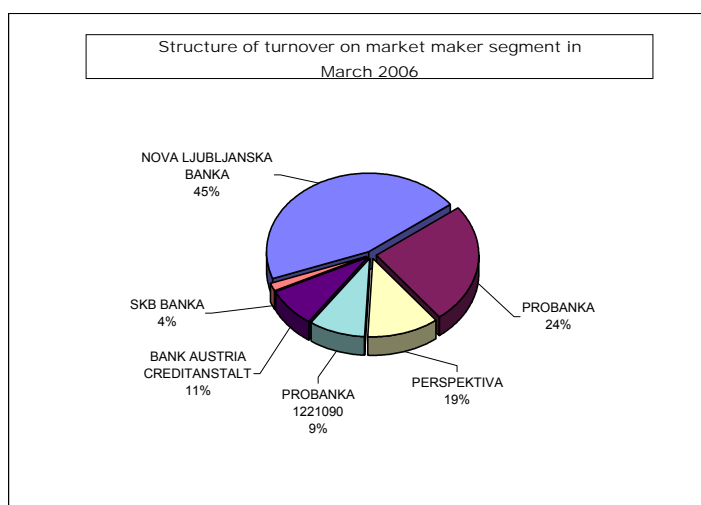
Member	Official market (in SIT)	Semi-official market (in SIT)	Total (in SIT)	Share in turnover
1 NOVA LJUBLJANSKA BANKA	2,262,115,417	738,191,914	3,000,307,331	9.28%
2 POTEZA	1,424,621,499	1,406,503,241	2,831,124,740	8.75%
3 ABANKA VIPA	1,737,261,775	996,959,309	2,734,221,084	8.45%
4 RAIFFEISEN KREKOVA BANKA	1,780,793,790	583,635,469	2,364,429,259	7.31%
5 NOVA KREDITNA BANKA MARIBOR	997,430,529	1,189,235,470	2,186,665,999	6.76%
6 ILIRIKA	1,483,399,716	672,506,493	2,155,906,209	6.67%
7 PERSPEKTIVA BPD	1,237,682,473	437,995,234	1,675,677,707	5.18%
8 GBD GORENJSKA BORZNO POSREDNIŠKA DRUŽBA	800,312,833	800,142,905	1,600,455,738	4.95%
9 PROBANKA	703,584,810	606,954,008	1,310,538,818	4.05%
10 SKB BANKA	1,120,678,227	39,298,884	1,159,977,111	3.59%
11 CELJSKA BORZNO-POSREDNIŠKA HIŠA	880,736,114	271,778,919	1,152,515,033	3.56%
12 PUBLIKUM	973,021,470	152,636,808	1,125,658,278	3.48%
13 MEDVEŠEK PUŠNIK	793,027,288	332,557,920	1,125,585,208	3.48%
14 HYPO ALPE-ADRIA-BANK	728,480,721	384,012,210	1,112,492,931	3.44%
15 ARGONOS BPH	394,179,991	674,213,173	1,068,393,164	3.30%
16 BANK AUSTRIA CREDITANSTALT	603,055,634	389,293,247	992,348,881	3.07%
17 CERTIUS BPH	234,244,891	627,508,945	861,753,836	2.66%
18 KD BPD	548,211,339	265,008,029	813,219,368	2.51%
19 FACTOR BANKA	244,199,971	496,797,568	740,997,539	2.29%
20 PFCI	452,815,733	183,993,205	636,808,938	1.97%
21 DEŽELNA BANKA SLOVENIJE	266,110,836	176,184,344	442,295,180	1.37%
22 MOJA DELNICA BPH	199,306,063	117,791,630	317,097,693	0.98%
23 PM&A BPD	84,181,230	170,255,349	254,436,579	0.79%
24 VERITAS BH	88,092,094	156,908,321	245,000,415	0.76%
25 BANKA KOPER	180,880,667	56,492,380	237,373,047	0.73%
26 B P H	88,223,576	62,798,766	151,022,342	0.47%
27 GORENJSKA BANKA	24,647,482	22,597,103	47,244,585	0.15%
TOTAL	20,331,296,169	12,012,250,844	32,343,547,013	100.00%



TURNOVER ON MARKET MAKERS SEGMENT* IN
MARCH 2006

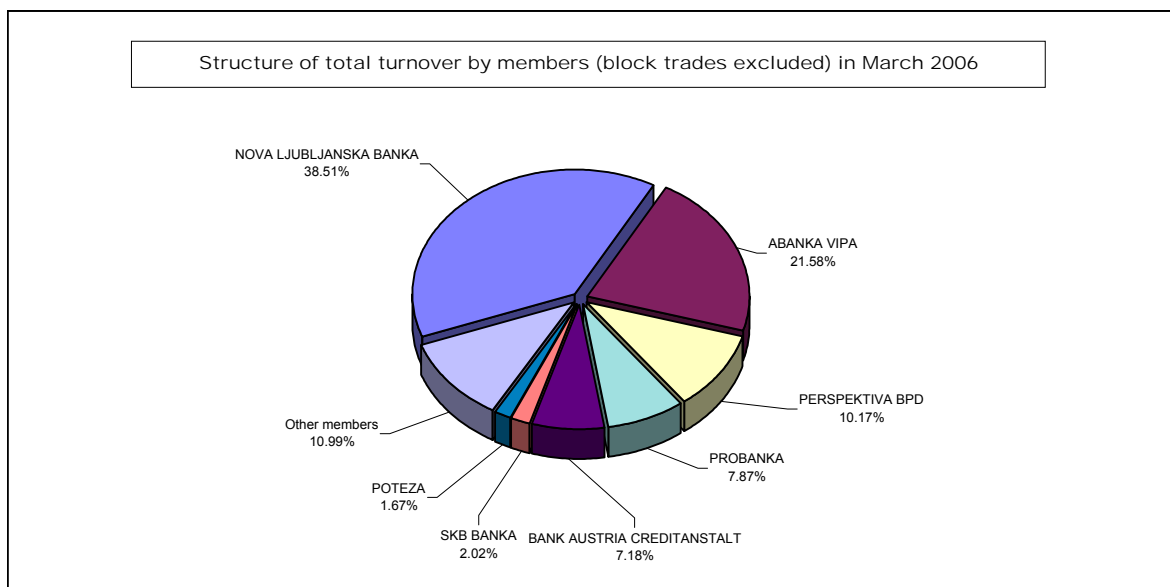
	Market maker	Turnover on market maker segment	Share in turnover
1	NOVA LJUBLJANSKA BANKA	62,305,205,058	45.41%
2	ABANKA VIPA	33,853,116,477	24.67%
3	PERSPEKTIVA	15,574,351,730	11.35%
4	PROBANKA	12,040,384,067	8.77%
5	BANK AUSTRIA CREDITANSTALT	11,186,070,500	8.15%
6	SKB BANKA	2,261,671,932	1.65%
	TOTAL	137,220,799,764	100.00%

*special segment for trading in securities issued by Republic of Slovenia.



TOTAL TURNOVER BY MEMBERS (BLOCK TRADES EXCLUDED) IN MARCH 2006

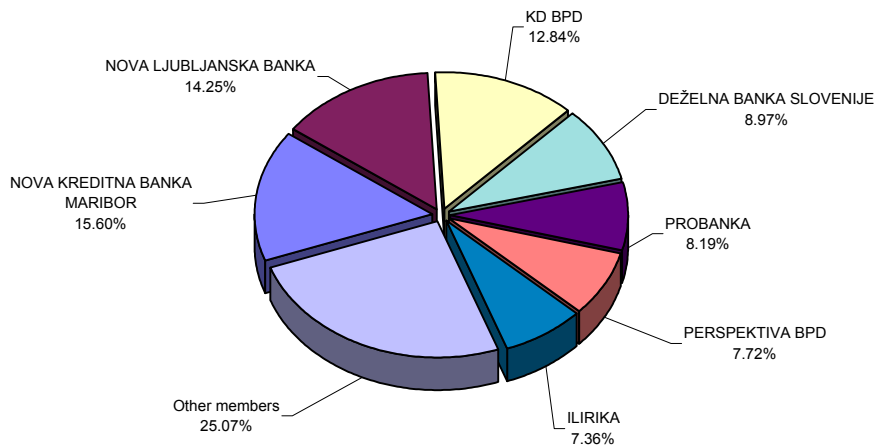
Member	Turnover with equity securities via BTS	Turnover with debt securities via BTS	Turnover with debt securities on market maker segment	Total (in SIT)	Share in total turnover
1 NOVA LJUBLJANSKA BANKA	2,445,148,750	555,158,581	62,305,205,058	65,305,512,389	38.51%
2 ABANKA VIPA	1,956,777,368	777,443,715	33,853,116,477	36,587,337,560	21.58%
3 PERSPEKTIVA BPD	1,254,764,454	420,913,254	15,574,351,730	17,250,029,438	10.17%
4 PROBANKA	1,222,624,110	87,914,709	12,040,384,067	13,350,922,886	7.87%
5 BANK AUSTRIA CREDITANSTALT	627,777,348	364,571,532	11,186,070,500	12,178,419,380	7.18%
6 SKB BANKA	1,133,722,416	26,254,695	2,261,671,932	3,421,649,043	2.02%
7 POTEZA	2,659,078,297	172,046,442	0	2,831,124,739	1.67%
8 RAIFFEISEN KREKOVA BANKA	1,954,776,895	409,652,364	0	2,364,429,259	1.39%
9 NOVA KREDITNA BANKA MARIBOR	2,001,262,129	185,403,871	0	2,186,666,000	1.29%
10 ILIRIKA	1,692,144,721	463,761,488	0	2,155,906,209	1.27%
11 GBD GORENJSKA BORZNO POSREDNIŠKA DRUŽBA	1,429,699,927	170,755,811	0	1,600,455,738	0.94%
12 CELJSKA BORZNO-POSREDNIŠKA HIŠA	1,030,844,818	121,670,216	0	1,152,515,034	0.68%
13 PUBLIKUM	1,084,065,912	41,592,366	0	1,125,658,278	0.66%
14 MEDVEŠEK PUŠNIK	1,052,594,658	72,990,550	0	1,125,585,208	0.66%
15 HYPO ALPE-ADRIA-BANK	1,068,806,685	43,686,246	0	1,112,492,931	0.66%
16 ARGONOS BPH	1,026,261,185	42,131,979	0	1,068,393,164	0.63%
17 CERTIUS BPH	820,531,198	41,222,638	0	861,753,836	0.51%
18 KD BPD	765,120,412	48,098,956	0	813,219,368	0.48%
19 FACTOR BANKA	208,357,329	532,640,211	0	740,997,540	0.44%
20 PFCI	612,853,934	23,955,004	0	636,808,938	0.38%
21 DEŽELNA BANKA SLOVENIJE	410,086,456	32,208,723	0	442,295,179	0.26%
22 MOJA DELNICA BPH	302,160,659	14,937,034	0	317,097,693	0.19%
23 PM&A BPD	220,901,806	33,534,774	0	254,436,580	0.15%
24 VERITAS BH	131,953,790	113,046,624	0	245,000,414	0.14%
25 BANKA KOPER	197,574,774	39,798,273	0	237,373,047	0.14%
26 B P H	148,320,752	2,701,590	0	151,022,342	0.09%
27 GORENJSKA BANKA	45,548,414	1,696,172	0	47,244,586	0.03%
TOTAL	27,503,759,197	4,839,787,818	137,220,799,764	169,564,346,779	100.00%



TURNOVER BY MEMBERS WITH BLOCK TRADES IN MARCH 2006

	Member	Official market (in SIT)	Semi-official market (in SIT)	Total (in SIT)	Share in turnover
1	NOVA KREDITNA BANKA MARIBOR	8,507,163,296	213,015,825	8,720,179,121	15.60%
2	NOVA LJUBLJANSKA BANKA	6,304,462,933	1,664,400,288	7,968,863,221	14.25%
3	KD BPD	6,962,862,940	216,000,692	7,178,863,632	12.84%
4	DEŽELNA BANKA SLOVENIJE	4,777,105,690	236,026,470	5,013,132,160	8.97%
5	PROBANKA	1,113,965,260	3,466,096,672	4,580,061,932	8.19%
6	PERSPEKTIVA BPD	4,317,895,228	0	4,317,895,228	7.72%
7	ILIRIKA	2,602,638,811	1,513,130,831	4,115,769,642	7.36%
8	GBD GORENJSKA BORZNO POSREDNIŠKA DRUŽBA	298,028,424	2,532,753,787	2,830,782,211	5.06%
9	HYPO ALPE-ADRIA-BANK	1,867,352,858	250,937,670	2,118,290,528	3.79%
10	FACTOR BANKA	596,751,970	1,305,583,632	1,902,335,602	3.40%
11	GORENJSKA BANKA	1,567,500,000	0	1,567,500,000	2.80%
12	PUBLIKUM	807,530,000	363,870,238	1,171,400,238	2.09%
13	BANK AUSTRIA CREDITANSTALT	849,906,338	185,759,870	1,035,666,208	1.85%
14	SKB BANKA	751,217,001	188,098,165	939,315,166	1.68%
15	RAIFFEISEN KREKOVA BANKA	360,772,404	218,103,247	578,875,651	1.04%
16	CERTIUS BPH	0	367,941,247	367,941,247	0.66%
17	MEDVEŠEK PUŠNIK	354,816,000	0	354,816,000	0.63%
18	BANKA KOPER	122,226,800	158,154,200	280,381,000	0.50%
19	POTEZA	135,248,000	127,753,300	263,001,300	0.47%
20	CELJSKA BORZNO-POSREDNIŠKA HIŠA	0	236,810,000	236,810,000	0.42%
21	ABANKA VIPA	148,823,324	30,056,000	178,879,324	0.32%
22	PM&A BPD	0	149,508,800	149,508,800	0.27%
23	PFCI	0	44,441,800	44,441,800	0.08%
	TOTAL	42,446,267,277	13,468,442,734	55,914,710,011	100.00%

Structure of turnover by members with block trades in March 2006



C6) TURNOVER IN YEARS 2005 AND 2006

MONTHLY TURNOVER ON OFFICIAL AND SEMI-OFFICIAL MARKET

Year 2005	Number of	Turnover - block trades excluded (in SIT)		average	Number of bargains - block trades excluded	
March	22	14,402,074,516	654,639,751	543,700	26,489	1,204
April	20	9,598,819,495	479,940,975	477,672	20,095	1,005
May	21	8,016,316,752	381,729,369	378,057	21,204	1,010
June	20	9,131,615,692	456,580,785	510,175	17,899	895
July	21	8,842,621,362	421,077,208	607,991	14,544	693
August	22	6,730,987,838	305,953,993	375,907	17,906	814
September	22	14,370,347,953	653,197,634	662,808	21,681	986
October	20	12,083,951,122	604,197,556	618,548	19,536	977
November	21	14,114,450,662	672,116,698	579,911	24,339	1,159
December	21	12,694,256,825	604,488,420	550,297	23,068	1,098
TOTAL	250	138,802,826,919			255,908	
AVERAGE 2005	21	11,566,902,243	555,211,308	542,393	21,326	1,024
Year 2006						
January	21	13,864,563,889	660,217,328	786,910	17,619	839
February	19	13,339,765,566	702,092,925	594,517	22,438	1,181
March	23	16,171,773,514	703,120,588	675,287	23,948	1,041
TOTAL	63	43,376,102,969			64,005	
Average 2006	21	14,458,700,990	688,509,571	677,699	21,335	1,016

YEARS 1996 - 2006

Total turnover and number of bargains

Year	Number of trading days	Turnover - block trades excluded (in SIT)		average per bargain	Number of bargains - block trades excluded	
		per year	average per day		per year	average per day
2006	63	43,376,102,969	688,509,571	677,699	64,005	1,016
2005	250	138,802,826,919	555,211,308	542,393	255,908	1,024
2004	255	200,120,895,649	784,787,826	568,913	351,760	1,379
2003	249	163,945,275,779	658,414,762	481,368	340,582	1,368
2002	247	262,021,510,619	1,060,815,832	580,657	451,250	1,827
2001	247	151,205,155,533	612,166,622	474,525	318,645	1,290
2000	249	114,061,732,862	458,079,248	288,556	395,284	1,587
1999	254	135,196,321,286	532,268,981	303,154	445,966	1,756
1998	252	108,453,171,187	430,369,727	457,514	237,049	941
1997	249	79,416,728,827	318,942,686	566,647	140,152	563
1996	240	86,864,908,427	361,937,118	661,813	131,253	547

MONTHLY TURNOVER ON MARKET MAKER SEGMENT*

Year 2005	Number of	Turnover (in SIT)		average	Number of bargains	
Month	trading days	per month	average per day	per bargain	per month	average per day
September	20	68,412,146,558	3,420,607,328	342,060,733	200	10
October	20	42,767,357,688	2,138,367,884	336,750,848	127	6
November	21	52,436,809,108	2,496,990,910	464,042,558	113	5
December	21	51,612,569,433	2,457,741,402	360,927,059	143	7
TOTAL	82	215,228,882,787			583	
AVERAGE 2005	21	53,807,220,697	2,624,742,473	369,174,756	146	7
Year 2006						
January	21	35,578,084,831	1,694,194,516	254,129,177	140	7
February	19	31,622,069,559	1,664,319,450	304,058,361	104	5
March	23	68,610,399,882	2,983,060,864	437,008,916	157	7
TOTAL	63	135,810,554,272			401	
Average 2006	21	45,270,184,757	2,155,723,084	338,679,686	134	6

*special segment for trading in securities issued by Republic of Slovenia.

MONTHLY TURNOVER WITH BLOCK TRADES

Year 2005	Number of	Turnover (in SIT)		average	Number of bargains	
February	19	33,076,400,449	1,740,863,182	348,172,636	95	5
March	22	15,558,118,253	707,187,193	169,109,981	92	4
April	20	23,457,838,233	1,172,891,912	227,746,002	103	5
May	21	27,958,717,629	1,331,367,506	220,147,383	127	6
June	20	41,405,483,088	2,070,274,154	276,036,554	150	8
July	21	19,034,997,144	906,428,435	158,624,976	120	6
August	22	28,409,343,779	1,291,333,808	244,908,136	116	5
September	22	16,361,452,130	743,702,370	127,823,845	128	6
October	20	10,893,402,911	544,670,146	119,707,724	91	5
November	21	52,256,162,509	2,488,388,691	398,902,004	131	6
December	21	20,742,010,746	987,714,797	157,136,445	132	6
TOTAL	250	302,044,303,287			1,374	
AVERAGE 2005	21	25,170,358,607	1,208,177,213	219,828,459	115	5
Year 2006						
January	21	9,951,382,438	473,875,354	96,615,363	103	5
February	19	11,501,290,884	605,331,099	147,452,447	78	4
March	23	27,957,355,007	1,215,537,174	215,056,577	130	6
TOTAL	63	49,410,028,329			311	
Average 2006	21	16,470,009,443	784,286,164	158,874,689	104	5

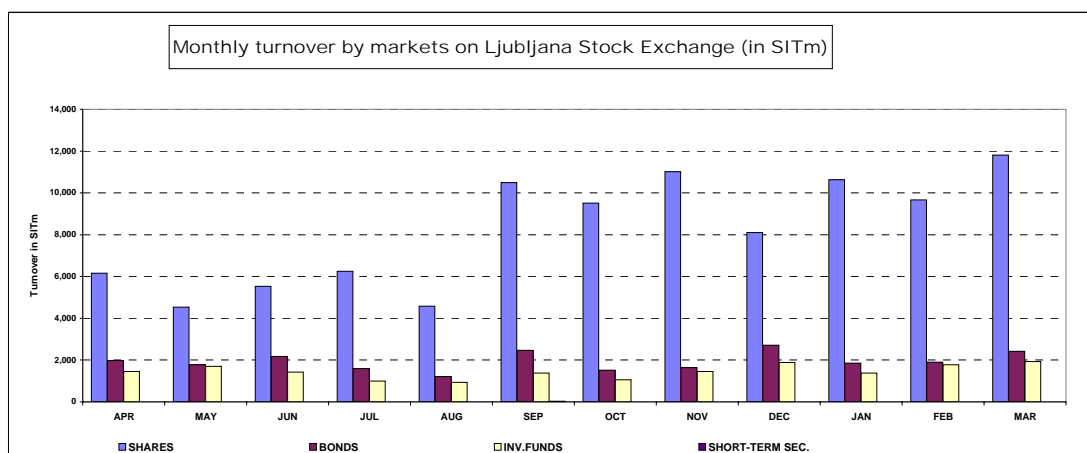
STRUCTURE OF TURNOVER

MONTHLY TURNOVER (BLOCK AND TUVL TRADES EXCLUDED) BY MARKETS ON LJUBLJANA STOCK EXCHANGE (in SIT)

YEAR 2005	OFFICIAL MARKET		SEMI-OFFICIAL MARKET		INVESTMENT FUNDS	SHORT-TERM SECURITIES	TOTAL
	SHARES	BONDS	SHARES	BONDS			
March	7,243,251,790	749,583,590	2,118,109,883	2,030,835,109	2,260,294,144	0	14,402,074,516
April	4,713,076,306	739,993,982	1,446,988,930	1,242,339,054	1,456,421,222	0	9,598,819,494
May	3,125,319,635	760,298,496	1,408,085,670	1,017,114,811	1,705,498,140	0	8,016,316,752
June	4,083,415,595	1,152,762,052	1,449,428,128	1,024,117,993	1,421,891,924	0	9,131,615,692
July	4,640,046,854	753,074,754	1,613,873,549	833,740,931	1,001,885,275	0	8,842,621,363
August	3,316,597,466	432,873,509	1,265,993,437	782,020,445	933,502,985	0	6,730,987,842
September	8,120,618,373	724,155,381	2,374,463,534	1,736,098,198	1,380,062,970	34,949,500	14,370,347,956
October	8,011,999,866	421,740,758	1,496,280,324	1,099,162,692	1,054,767,483	0	12,083,951,123
November	8,743,365,724	500,424,128	2,271,814,570	1,141,317,814	1,457,528,426	0	14,114,450,662
December	6,475,634,948	1,289,567,838	1,628,281,436	1,417,402,797	1,880,875,061	2,494,750	12,694,256,830
Total 2005	75,291,179,484	8,775,985,903	21,398,881,215	13,959,018,967	19,340,317,112	37,444,250	138,802,826,931
Year 2006							
January	9,528,073,771	681,534,983	1,099,953,014	1,174,738,695	1,380,263,427	0	13,864,563,890
February	8,374,798,478	572,645,697	1,293,066,196	1,321,770,447	1,777,484,748	0	13,339,765,566
March	9,544,567,562	621,080,524	2,272,602,958	1,798,813,385	1,934,709,085	0	16,171,773,514
Total 2006	27,447,439,811	1,875,261,204	4,665,622,168	4,295,322,527	5,092,457,260	0	43,376,102,970

MONTHLY TURNOVER (BLOCK AND TUVL TRADES EXCLUDED) BY SECURITIES ON LJUBLJANA STOCK EXCHANGE (in SIT)

YEAR 2005	SHARES	BONDS	INVESTMENT FUNDS	SHORT-TERM SECURITIES	TOTAL
March	9,361,361,673	2,780,418,699	2,260,294,144	0	14,402,074,516
April	6,160,065,236	1,982,333,036	1,456,421,222	0	9,598,819,494
May	4,533,405,305	1,777,413,307	1,705,498,140	0	8,016,316,752
June	5,532,843,723	2,176,880,045	1,421,891,924	0	9,131,615,692
July	6,253,920,403	1,586,815,685	1,001,885,275	0	8,842,621,363
August	4,582,590,903	1,214,893,954	933,502,985	0	6,730,987,842
September	10,495,081,907	2,460,253,579	1,380,062,970	34,949,500	14,370,347,956
October	9,508,280,190	1,520,903,450	1,054,767,483	0	12,083,951,123
November	11,015,180,294	1,641,741,942	1,457,528,426	0	14,114,450,662
December	8,103,916,384	2,706,970,635	1,880,875,061	2,494,750	12,694,256,830
Total 2005	96,690,060,699	22,735,004,870	19,340,317,112	37,444,250	138,802,826,931
Year 2006					
January	10,628,026,785	1,856,273,678	1,380,263,427	0	13,864,563,890
February	9,667,864,674	1,894,416,144	1,777,484,748	0	13,339,765,566
March	11,817,170,520	2,419,893,909	1,934,709,085	0	16,171,773,514
Total 2006	32,113,061,979	6,170,583,731	5,092,457,260	0	43,376,102,970



D) MARKET CAPITALISATION

MARKET CAPITALISATION - OFFICIAL MARKET (in SIT)

	28 Feb 2005	31 Dec 2005	28 Feb 2006	31 Mar 2006	Index 31 Mar 2006 / 28 Feb 2006	Index 31 Mar 2006 / 31 Dec 2005	Index 31 Mar 2006 / 31 Mar 2005	Share
SHARES	1.246.945.215.955	1.183.006.722.568	1.234.015.976.050	1.237.529.940.882	100	105	99	51,04%
PRIME MARKET SHARES		821.498.858.431	861.331.640.365	886.986.274.154	103	108		36,59%
OTHER SHARES	1.246.945.215.955	361.507.864.136	372.684.335.684	350.543.666.728	94	97	28	28,33%
Banks	2.700.000.000	2.575.527.500	2.575.527.500	2.498.301.299	97	97	93	0,20%
Companies	1.244.245.215.955	1.180.431.195.068	1.231.440.448.550	1.235.031.639.583	100	105	99	99,80%
BONDS	916.982.928.166	1.171.405.452.059	1.186.891.925.323	1.186.922.214.974	100	101	129	48,96%
State	794.690.288.480	1.006.419.625.223	1.025.061.000.698	1.025.089.242.737	100	102	129	86,37%
Banks	105.463.889.980	152.171.888.403	149.348.091.603	149.349.055.410	100	98	142	12,58%
Companies	16.828.749.706	12.813.938.433	12.482.833.023	12.483.916.827	100	97	74	1,05%
TOTAL	2.163.928.144.121	2.354.412.174.626	2.420.907.901.373	2.424.452.155.855	100	103	112	100,00%

MARKET CAPITALISATION - SEMI-OFFICIAL MARKET (in SIT)

	28 Feb 2005	31 Dec 2005	28 Feb 2006	31 Mar 2006	Index 28 Feb 2006 / 31 Jan 2006	Index 28 Feb 2006 / 31 Dec 2005	Index 28 Feb 2006 / 28 Feb 2005	Share
SHARES	484.437.331.867	421.334.673.581	388.631.883.150	384.238.172.304	99	91	79	47,09%
Companies	484.437.331.867	421.334.673.581	388.631.883.150	384.238.172.304	99	91	79	47,09%
BONDS	228.002.176.376	278.001.981.364	289.617.162.058	290.717.899.495	100	105	128	35,63%
State	140.058.700.067	143.922.579.495	145.164.508.639	145.039.460.894	100	101	104	49,89%
Banks	50.979.314.700	64.354.458.618	64.308.513.060	66.859.492.946	104	104	131	23,00%
Companies	29.771.670.608	61.912.431.850	72.331.883.316	71.006.010.323	98	115	239	24,42%
Insurance companies	7.192.491.000	7.812.511.401	7.812.257.043	7.812.935.331	100	100	109	2,69%
INVESTMENT FUNDS	247.615.947.276	156.653.701.928	141.034.284.277	140.942.508.168	100	90	57	17,27%
TOTAL *	960.055.455.519	855.990.356.873	819.283.329.485	815.898.579.967	100	95	85	100,00%

TOTAL SHARES	1.731.382.547.822	1.604.341.396.148	1.622.647.859.200	1.621.768.113.186	100	101	94	-
---------------------	--------------------------	--------------------------	--------------------------	--------------------------	------------	------------	-----------	----------

TOTAL BONDS	1.144.985.104.542	1.449.407.433.422	1.476.509.087.381	1.477.640.114.469	100	102	129	-
--------------------	--------------------------	--------------------------	--------------------------	--------------------------	------------	------------	------------	----------

INVESTMENT FUNDS	247.615.947.276	156.653.701.928	141.034.284.277	140.942.508.168	100	90	57	-
-------------------------	------------------------	------------------------	------------------------	------------------------	------------	-----------	-----------	----------

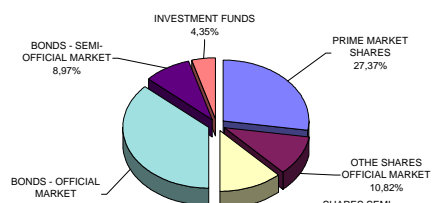
TOTAL CAPITALISATION (SHARES)	1.731.382.547.822	1.604.341.396.148	1.622.647.859.200	1.621.768.113.186	100	101	94	-
--------------------------------------	--------------------------	--------------------------	--------------------------	--------------------------	------------	------------	-----------	----------

On 31 Mar 2006, the total market capitalisation of all shares traded, without investment funds, on the Ljubljana Stock Exchange (SIT 1,621.77 billion) corresponded to 26.2 % of GDP in 2005 - SIT 6,558 billion (at current prices; as reported by the Statistical Office of the Republic of Slovenia).

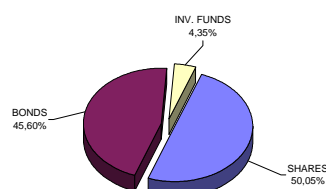
EXCHANGE RATES:

1USD=185,2040 SIT as of 31 Mar 2005	1USD=202,4297 SIT as of 31 Dec 2005	1USD=202,0974 SIT as of 28 Feb 2006	1USD=198,5145 SIT as of 31 Mar 2006
1EUR=239,7281 SIT as of 31 Mar 2005	1EUR=239,5756 SIT as of 31 Dec 2005	1EUR=239,5663 SIT as of 28 Feb 2006	1EUR=239,5871 SIT as of 31 Mar 2006

Structure of market capitalisation by markets and by type of securities as of 31 Mar 2006



Structure of market capitalisation by type of securities as of 31 Mar 2006



D1) MARKET CAPITALISATION OF SHARES - OFFICIAL MARKET

Issue	Number of shares traded	Number of issued shares	Share of traded shares	Price as of 31 Mar 2006	Market capitalisation as of 31 Mar 2006 (in SIT)	Market capitalisation as of 31 Mar 2006 (in EUR)	Market capitalisation as of 31 Mar 2006 (in USD)
Common shares	-	-	-	-	1,235,031,639,583	5,154,833,627	6,221,367,404
PRIME MARKET SHARES					886,986,274,154	3,702,145,375	4,468,118,320
1 KRKA	3,542,612	3,542,612	100.00%	125,921 SIT	446,090,025,027	1,861,911,702	2,247,140,763
2 PETROL	2,086,301	2,086,301	100.00%	70,045 SIT	146,135,349,942	609,946,654	736,144,463
3 MERCATOR	3,208,504	3,208,504	100.00%	36,542 SIT	117,246,115,719	489,367,398	590,617,389
4 GORENJE	12,200,000	12,200,000	100.00%	5,126 SIT	62,537,688,000	261,022,768	315,028,313
5 MERKUR	1,214,585	1,214,585	100.00%	35,116 SIT	42,651,828,402	178,022,224	214,854,977
6 INTEREUROPA	7,902,413	7,902,413	100.00%	4,711 SIT	37,230,954,463	155,396,323	187,547,783
7 DROGA KOLINSKA	14,382,915	14,382,915	100.00%	2,440 SIT	35,094,312,600	146,478,306	176,784,631
OTHER SHARES					348,045,365,429	1,452,688,252	1,753,249,085
1 SAVA	2,006,987	2,006,987	100.00%	39,063 SIT	78,399,816,255	327,228,871	394,932,442
2 PIVOVARNA LAŠKO	8,576,862	8,576,862	100.00%	7,206 SIT	61,801,865,670	257,951,558	311,321,670
3 LUKA KOPER	7,140,000	7,140,000	100.00%	6,038 SIT	43,109,963,400	179,934,410	217,162,794
4 ISTRABENZ	5,180,000	5,180,000	100.00%	7,020 SIT	36,363,030,200	151,773,740	183,175,688
5 AUTOCOMMERCE	2,886,877	2,886,877	100.00%	8,299 SIT	23,958,596,386	99,999,526	120,689,402
6 TERME ČATEŽ	597,916	597,916	100.00%	32,400 SIT	19,372,478,400	80,857,769	97,587,221
7 AERODROM LJUBLJANA	1,936,229	1,936,229	100.00%	8,851 SIT	17,138,356,733	71,532,886	86,333,022
8 DELO	667,464	667,464	100.00%	24,909 SIT	16,625,600,465	69,392,720	83,750,056
9 SALUS, LJUBLJANA	134,980	134,980	100.00%	123,000 SIT	16,602,540,000	69,296,469	83,633,891
10 ETOL	254,619	254,619	100.00%	46,674 SIT	11,884,036,282	49,602,154	59,864,827
11 ŽITO	353,715	353,715	100.00%	28,100 SIT	9,939,391,500	41,485,504	50,068,844
12 MLINOTEST	2,389,177	2,389,177	100.00%	1,200 SIT	2,867,012,400	11,966,472	14,442,332
13 KOMPAS MTS	2,973,005	2,973,005	100.00%	900 SIT	2,675,704,500	11,167,982	13,478,635
14 COMET	1,700,688	1,700,688	100.00%	1,560 SIT	2,653,073,280	11,073,523	13,364,632
15 DELO PRODAJA	593,549	593,549	100.00%	3,492 SIT	2,072,673,108	8,651,021	10,440,915
16 EMONA OBALA	1,741,456	1,741,456	100.00%	600 SIT	1,044,873,600	4,361,143	5,263,462
17 GEODETSKI ZAVOD SLOVENIJE	379,820	379,820	100.00%	2,300 SIT	873,586,000	3,646,215	4,400,616
18 NIKA	186,695	186,695	100.00%	3,550 SIT	662,767,250	2,766,289	3,338,634
Preferred shares	-	-	-	-	2,498,301,299	10,427,528	12,584,981
1 PROBANKA	396,235	400,000	99.06%	6,305 SIT	2,498,301,299	10,427,528	12,584,981
TOTAL SHARES	-	-	-	-	1,237,529,940,882	5,165,261,155	6,233,952,386

EXCHANGE RATES		
1 USD=	198.5145	SIT as of 31 Mar 2006
1 EUR=	239.5871	SIT as of 31 Mar 2006

MARKET CAPITALISATION OF SHARES - SEMI-OFFICIAL MARKET

Issue	Number of shares traded	Number of issued shares	Share of traded shares	Price as of 31 Mar 2006	Market capitalisation as of 31 Mar 2006 (in SIT)	Market capitalisation as of 31 Mar 2006 (in EUR)	Market capitalisation as of 31 Mar 2006 (in USD)
Common shares	-	-	-	-	380,191,823,141	1,586,862,661	1,915,184,146
1 HELIOS, DOMŽALE	219,861	219,861	100.00%	189,800 SIT	41,729,692,553	174,173,370	210,209,796
2 KD HOLDING	2,675,640	2,675,640	100.00%	10,810 SIT	28,923,935,964	120,724,096	145,701,881
3 ZVON ENA HOLDING	12,431,743	12,431,743	100.00%	1,900 SIT	23,620,311,700	98,587,577	118,985,322
4 KD GROUP	186,436	186,436	100.00%	118,000 SIT	21,999,448,000	91,822,339	110,820,358
5 NFD HOLDING	33,159,997	33,159,997	100.00%	617 SIT	20,464,360,549	85,415,119	103,087,485
6 CINKARNA CELJE	812,477	812,477	100.00%	23,951 SIT	19,459,620,377	81,221,486	98,026,191
7 LESNINA	76,495	76,495	100.00%	252,152 SIT	19,288,396,308	80,506,823	97,163,665
8 JUTEKS	641,432	641,432	100.00%	25,228 SIT	16,182,123,468	67,541,714	81,516,078
9 ISKRA AVTOELEKTRIKA	1,608,313	1,608,313	100.00%	8,300 SIT	13,348,997,900	55,716,680	67,244,448
10 AKTIVA NALOŽBE	13,591,508	13,591,508	100.00%	950 SIT	12,911,932,600	53,892,437	65,042,768
11 INFOND HOLDING	16,833,414	16,833,414	100.00%	708 SIT	11,917,047,107	49,739,936	60,031,117
12 TRIGLAV, FINANČNA DRUŽBA	6,356,989	6,356,989	100.00%	1,751 SIT	11,131,087,739	46,459,462	56,071,913
13 BELINKA	2,702,532	2,702,532	100.00%	3,401 SIT	9,191,311,332	38,363,131	46,300,453
14 DZS	1,429,368	1,686,384	84.76%	5,631 SIT	8,049,200,018	33,596,133	40,547,164
15 VIPA HOLDING	7,347,565	7,347,565	100.00%	938 SIT	6,892,750,727	28,769,290	34,721,649
16 MAKSIMA HOLDING	6,399,850	6,399,850	100.00%	830 SIT	5,312,515,485	22,173,629	26,761,347
17 ZVON DVA HOLDING	14,120,934	14,120,934	100.00%	360 SIT	5,082,406,565	21,213,190	25,602,193
18 TRIGLAV NALOŽBE	13,182,366	13,182,366	100.00%	380 SIT	5,009,299,080	20,908,050	25,233,920
19 CETIS	200,000	200,000	100.00%	25,000 SIT	5,000,000,000	20,869,237	25,187,077
20 GRAND HOTEL UNION	1,814,613	1,814,613	100.00%	2,600 SIT	4,717,993,800	19,692,186	23,766,495
21 ETRA 33	45,423	45,423	100.00%	98,400 SIT	4,469,623,200	18,655,525	22,515,349
22 KS2 NALOŽBE	4,353,967	4,353,967	100.00%	981 SIT	4,271,241,627	17,827,511	21,516,018
23 ZLATA MONETA II	8,232,861	8,232,861	100.00%	460 SIT	3,787,116,060	15,806,845	19,077,277
24 GORENJSKI TISK	1,070,328	1,070,328	100.00%	3,394 SIT	3,632,693,232	15,162,307	18,299,385
25 MEDALJON	1,734,000	1,734,000	100.00%	2,000 SIT	3,468,173,400	14,475,627	17,470,630
26 SWATY	288,940	288,940	100.00%	12,000 SIT	3,467,280,000	14,471,898	17,466,130
27 SLOVENIJALES	273,377	273,604	99.92%	11,022 SIT	3,013,161,294	12,576,476	15,178,545
28 TOSAMA	295,670	295,670	100.00%	10,050 SIT	2,971,483,500	12,402,519	14,968,597
29 POM-INVEST	22,790	22,790	100.00%	125,000 SIT	2,848,750,000	11,890,248	14,350,337
30 MARINA PORTOROŽ	313,932	313,932	100.00%	8,827 SIT	2,771,109,157	11,566,187	13,959,228
31 MITOL SEŽANA	687,627	687,627	100.00%	4,000 SIT	2,750,508,000	11,480,201	13,855,451
32 LIP BLEĐ	1,942,454	1,942,454	100.00%	1,301 SIT	2,527,132,654	10,547,866	12,730,217
33 JATA EMONA	3,197,534	3,197,534	100.00%	776 SIT	2,481,286,384	10,356,511	12,499,270
34 NAMA	953,795	953,795	100.00%	2,515 SIT	2,398,794,425	10,012,202	12,083,724
35 MIP	1,478,742	1,478,742	100.00%	- SIT	2,279,000,000	9,512,198	11,480,270
36 MAKSIMA INVEST	7,451,949	7,451,949	100.00%	305 SIT	2,273,589,640	9,489,616	11,453,015
37 MERCATA	2,891,874	2,891,874	100.00%	670 SIT	1,937,555,580	8,087,061	9,760,272
38 TOVARNA SLADKORJA ORMOŽ	497,163	497,163	100.00%	3,800 SIT	1,889,219,400	7,885,314	9,516,783
39 COLOR	950,391	950,391	100.00%	1,900 SIT	1,805,837,939	7,537,292	9,096,756
40 HRAM HOLDING	4,346,667	4,346,667	100.00%	405 SIT	1,760,400,135	7,347,642	8,867,867
41 MELAMIN	349,913	349,913	100.00%	5,000 SIT	1,749,565,000	7,302,417	8,813,286
42 PLAMA - PUR	686,798	686,798	100.00%	2,425 SIT	1,665,553,830	6,951,768	8,390,087
43 MODRA LINIJA HOLDING	1,882,991	1,882,991	100.00%	875 SIT	1,647,617,125	6,876,902	8,299,732
44 FINIRA	2,179,206	2,179,206	100.00%	715 SIT	1,558,350,211	6,504,316	7,850,057
45 INFOND HOLDING 1	3,777,004	3,777,004	100.00%	392 SIT	1,480,623,338	6,179,896	7,458,515
46 MEDVEŠEK PUŠNIK	80,000	80,000	100.00%	17,010 SIT	1,360,800,000	5,679,772	6,854,915
47 VIZIJA HOLDING	2,277,503	2,277,503	100.00%	550 SIT	1,252,626,650	5,228,273	6,310,001
48 HIDROTEHNIK	384,472	384,472	100.00%	3,010 SIT	1,157,337,614	4,830,551	5,829,990
49 NIKO	35,875	35,875	100.00%	32,000 SIT	1,148,000,000	4,791,577	5,782,953
50 RTC KRVAVEC	1,155,734	1,155,734	100.00%	- SIT	1,131,200,000	4,721,456	5,698,324
51 LIV POSTOJNA	161,600	161,600	100.00%	7,000 SIT	1,131,200,000	4,721,456	5,698,324
52 VIZIJA HOLDING ENA	2,129,725	2,129,725	100.00%	500 SIT	1,064,862,500	4,444,574	5,364,155
53 GORIŠKE OPEKARNE	523,634	523,634	100.00%	2,000 SIT	1,047,268,000	4,371,137	5,275,524
54 M1	2,681,638	2,681,638	100.00%	378 SIT	1,014,463,655	4,234,217	5,110,275
55 GOZDNO GOSPODARSTVO BLEĐ	611,900	611,900	100.00%	1,600 SIT	979,040,000	4,086,364	4,931,831
56 ALPETOUR POTOVALNA AGENCIJA	374,340	385,831	97.02%	2,601 SIT	973,658,340	4,063,901	4,904,722
57 GEA	1,254,960	1,254,960	100.00%	640 SIT	803,174,400	3,352,327	4,045,923

Issue	Number of shares traded	Number of issued shares	Share of traded shares	Price as of 31 Mar 2006	Market capitalisation as of 31 Mar 2006 (in SIT)	Market capitalisation as of 31 Mar 2006 (in EUR)	Market capitalisation as of 31 Mar 2006 (in USD)
58 TERME DOBRNA	692,542	692,542	100.00%	1,100 SIT	761,796,200	3,179,621	3,837,484
59 JADRAN	165,302	165,302	100.00%	4,600 SIT	760,389,200	3,173,749	3,830,396
60 TRDNJAVA HOLDING	2,593,123	2,593,123	100.00%	290 SIT	752,005,670	3,138,757	3,788,165
61 KRONA HOLDING	1,287,121	1,287,121	100.00%	560 SIT	720,787,760	3,008,458	3,630,907
62 JAVOR PIVKA	1,194,700	1,194,700	100.00%	600 SIT	716,820,000	2,991,897	3,610,920
63 FOND INVEST	595,241	595,241	100.00%	1,200 SIT	714,289,200	2,981,334	3,598,171
64 INTERTRADE ITA	69,531	69,531	100.00%	9,702 SIT	674,589,762	2,815,635	3,398,189
65 IMP ČRPALKE LJUBLJANA	333,034	333,034	100.00%	2,000 SIT	666,068,000	2,780,066	3,355,261
66 KOŠAKI TMI	43,236	43,236	100.00%	15,000 SIT	648,540,000	2,706,907	3,266,965
67 ŽITO INTES	2,518,194	2,518,194	100.00%	250 SIT	629,548,500	2,627,639	3,171,297
68 POM NALOŽBE	16,317	16,317	100.00%	38,000 SIT	620,046,000	2,587,977	3,123,429
69 ŽELEZARNA RAVNE - MONTER DRAVOGRAD	336,225	336,225	100.00%	1,400 SIT	470,715,000	1,964,693	2,371,187
70 VELANA	1,409,645	1,409,645	100.00%	300 SIT	423,034,465	1,765,681	2,131,000
71 INTARA	101,000	101,000	100.00%	4,000 SIT	404,000,000	1,686,234	2,035,116
72 ELMO	708,000	708,000	100.00%	450 SIT	318,670,800	1,330,083	1,605,277
73 TRDNJAVA I HOLDING	891,750	891,750	100.00%	355 SIT	316,571,250	1,321,320	1,594,701
74 MK TISKARNA	103,954	103,954	100.00%	2,940 SIT	305,635,155	1,275,675	1,539,611
75 GEA COLLEGE	248,200	248,200	100.00%	1,219 SIT	302,555,800	1,262,822	1,524,099
76 LESNINA EMMI	689,490	689,490	100.00%	420 SIT	289,585,800	1,208,687	1,458,764
77 TEKSTINA	1,127,293	1,127,293	100.00%	250 SIT	281,823,250	1,176,287	1,419,661
78 INLES	712,410	712,410	100.00%	350 SIT	249,414,741	1,041,019	1,256,406
79 ZDRAVILIŠČE ROGAŠKA	900,462	961,898	93.61%	250 SIT	225,115,500	939,598	1,134,000
80 CREINA	38,880	38,880	100.00%	5,200 SIT	202,176,000	843,852	1,018,444
81 LIZ INŽENIRING	123,846	123,846	100.00%	1,500 SIT	185,769,000	775,371	935,796
82 CAPITA	315,963	315,963	100.00%	550 SIT	173,779,650	725,330	875,400
83 SIJAJ HRASTNIK	26,880	26,880	100.00%	3,000 SIT	80,640,000	336,579	406,217
84 JELEN GOSTINSKO PODJETJE	67,798	67,798	100.00%	800 SIT	54,238,400	226,383	273,221
85 AVTOPREVOZNIŠTVO IN SERVISI	308,696	308,696	100.00%	106 SIT	32,752,646	136,705	164,989
86 EGOLES	51,399	51,399	100.00%	170 SIT	8,737,830	36,470	44,016
Preferred shares	-	-	-	-	4,020,322,403	16,780,212	20,252,034
1 PRVA POKOJNINSKA DRUŽBA	170,000	170,000	100.00%	14,000 SIT	2,380,000,000	9,933,757	11,989,049
2 KD HOLDING	266,413	266,413	100.00%	6,031 SIT	1,606,736,803	6,706,274	8,093,801
3 ZDRAVILIŠČE ROGAŠKA	27,988	30,000	93.29%	1,200 SIT	33,585,600	140,181	169,185
TOTAL SHARES					384,212,145,544	1,603,642,874	1,935,436,180

EXCHANGE RATES	1 USD=	198.5145 SIT as of 31 Mar 2006
	1 EUR=	239.5871 SIT as of 31 Mar 2006

D2) MARKET CAPITALISATION OF BONDS - OFFICIAL MARKET

Issue	Number of issued bonds	Price as of 31 Mar 2006	Principal amt. as of 31 Mar 2006	Currency of denomination	Market capitalisation as of 31 Mar 2006 (in SIT)	Market capitalisation as of 31 Mar 2006 (in EUR)	Market capitalisation as of 31 Mar 2006 (in USD)
1 REPUBLIKA SLOVENIJA 59 th issue	18,400,000	102.11	10,000.00	SIT	187,882,400,000	784,192,471	946,441,696
2 REPUBLIKA SLOVENIJA 60 th issue	13,000,000	99.85	10,000.00	SIT	129,805,000,000	541,786,265	653,881,706
3 REPUBLIKA SLOVENIJA 58 th issue	9,933,000	99.50	10,000.00	SIT	98,833,350,000	412,515,323	497,864,640
4 REPUBLIKA SLOVENIJA 57 th issue	9,000,000	107.80	10,000.00	SIT	97,020,000,000	404,946,677	488,730,042
5 REPUBLIKA SLOVENIJA 56 th issue	5,000,000	104.50	10,000.00	SIT	52,250,000,000	218,083,528	263,204,955
6 REPUBLIKA SLOVENIJA 61 st issue	4,914,999	98.80	10,000.00	SIT	48,560,190,120	202,682,824	244,617,850
7 REPUBLIKA SLOVENIJA 62 nd issue	5,000,000	96.95	10,000.00	SIT	48,475,000,000	202,327,254	244,188,712
8 REPUBLIKA SLOVENIJA 33 rd issue	248,716	150.00	511.29	EUR	45,701,001,046	190,749,005	230,214,927
9 REPUBLIKA SLOVENIJA 52 nd issue	4,000,000	107.00	10,000.00	SIT	42,800,000,000	178,640,670	215,601,379
10 REPUBLIKA SLOVENIJA 55 th issue	4,000,000	101.00	10,000.00	SIT	40,400,000,000	168,623,436	203,511,582
11 REPUBLIKA SLOVENIJA 54 th issue	3,000,000	112.50	10,000.00	SIT	33,750,000,000	140,867,351	170,012,770
12 REPUBLIKA SLOVENIJA 38 th issue	1,000,000	114.50	100.00	EUR	27,432,722,950	114,500,000	138,190,021
13 REPUBLIKA SLOVENIJA 53 rd issue	1,000,000	108.31	100.00	EUR	25,949,678,801	108,310,000	130,719,312
14 REPUBLIKA SLOVENIJA 27 th issue	1,700,000	101.00	10,000.00	SIT	17,170,000,000	71,664,960	86,492,422
15 NLB 18 th issue	150,000	103.00	100,000.00	SIT	15,450,000,000	64,485,943	77,828,068
16 REPUBLIKA SLOVENIJA 48 th issue	600,000	106.50	100.00	EUR	15,309,615,690	63,900,000	77,120,894
17 REPUBLIKA SLOVENIJA 50 th issue	612,818	103.00	100.00	EUR	15,122,798,607	63,120,254	76,179,819
18 REPUBLIKA SLOVENIJA 29 th issue	550,000	106.50	100.00	EUR	14,033,814,383	58,575,000	70,694,153
19 NLB 13 th issue	117,335	119.15	100,000.00	SIT	13,980,465,250	58,352,329	70,425,411
20 REPUBLIKA SLOVENIJA 18 th issue	500,000	108.60	100.00	EUR	13,009,579,530	54,300,000	65,534,656
21 REPUBLIKA SLOVENIJA 39 th issue	21,548,686	98.81	600.00	EUR	12,775,353,982	53,322,378	64,354,765
22 REPUBLIKA SLOVENIJA 26 th issue	500,000	105.31	100.00	SIT	12,615,458,751	52,655,000	63,549,306
23 NLB 10 th issue	108,243	103.44	100,000.00	SIT	11,196,655,920	46,733,133	56,402,207
24 NLB 9 th issue	108,474	103.00	100,000.00	SIT	11,172,822,000	46,633,654	56,282,146
25 REPUBLIKA SLOVENIJA 23 rd issue	400,000	109.00	100.00	EUR	10,445,997,560	43,600,000	52,620,829
26 NLB 17 th issue	101,694	100.00	100,000.00	SIT	10,169,400,000	42,445,524	51,227,492
27 BTC 2 nd issue	400,000	105.00	100.00	EUR	10,062,658,200	42,000,000	50,689,789
28 NLB 19 th issue	100,000	0.00	100,000.00	SIT	10,000,000,000	41,738,474	50,374,154
29 NLB 12 th issue	80,000	103.00	100,000.00	SIT	8,240,000,000	34,392,503	41,508,303
30 REPUBLIKA SLOVENIJA 25 th issue	800,000	100.85	10,000.00	SIT	8,068,000,000	33,674,601	40,641,867
31 NLB 16 th issue	77,557	101.30	100,000.00	SIT	7,856,524,100	32,791,933	39,576,576
32 REPUBLIKA SLOVENIJA 49 th issue	78,392	107.50	380.00	EUR	7,672,329,329	32,023,132	38,648,710
33 NOVA KBM 7 th issue	70,000	101.70	100,000.00	SIT	7,119,000,000	29,713,620	35,861,360
34 NOVA KBM 8 th issue	70,000	100.70	100,000.00	SIT	7,049,000,000	29,421,450	35,508,741
35 NLB 11 th issue	26,326	105.40	1,000.00	EUR	6,647,967,974	27,747,604	33,488,576
36 NOVA KBM 5 th issue	60,000	104.10	100,000.00	SIT	6,246,000,000	26,069,851	31,463,697
37 REPUBLIKA SLOVENIJA 32 nd issue	238,655	106.55	100.00	SIT	6,092,386,154	25,428,690	30,689,880
38 REPUBLIKA SLOVENIJA 21 st issue	773,611	96.73	7,900.00	EUR	5,911,679,970	24,674,450	29,779,588
39 NOVA KBM 6 th issue	50,000	101.30	100,000.00	SIT	5,065,000,000	21,140,537	25,514,509
40 ABANKA VIPA 7 th issue	173,000	104.80	100.00	EUR	4,343,809,958	18,130,400	21,881,575
41 ABANKA 6 th issue	135,000	105.30	100.00	EUR	3,405,850,420	14,215,500	17,156,683
42 REPUBLIKA SLOVENIJA 44 th issue	296,493	110.90	10,000.00	SIT	3,288,107,370	13,724,058	16,563,563
43 BANKA CELJE 6 th issue	125,000	104.90	100.00	EUR	3,141,585,849	13,112,500	15,825,473
44 REPUBLIKA SLOVENIJA 31 st issue	294,768	102.75	10,000.00	SIT	3,028,741,200	12,641,504	15,257,028
45 NOVA KBM 3 rd issue A series	20,000	106.60	100,000.00	SIT	2,786,140,176	11,628,924	14,034,945
46 BANKA CELJE 7 th issue	100,000	104.00	100.00	EUR	2,491,705,840	10,400,000	12,551,757
47 ABANKA 4 th issue	100,000	102.00	100.00	EUR	2,443,788,420	10,200,000	12,310,377
48 BANKA CELJE 5 th issue	100,000	101.80	100.00	EUR	2,438,996,678	10,180,000	12,286,239
49 ABANKA 5 th issue	100,000	101.00	100.00	EUR	2,419,829,710	10,100,000	12,189,687
50 BANKA CELJE 6 th issue A series	100,000	100.40	100.00	EUR	2,405,454,484	10,040,000	12,117,273
51 NOVA KBM 3 rd issue B series	18,000	0.00	500.00	EUR	2,156,283,900	9,000,000	10,862,098
52 STANOVANJSKI SKLAD RS 2 nd issue	20,000	106.00	59,595.88	SIT	1,293,419,876	5,398,537	6,515,493
53 BTC 1 st issue	340,000	105.01	14.62	EUR	1,250,605,628	5,219,837	6,299,820
54 HOTELI BERNARDIN	20,000	105.50	231.57	EUR	1,170,652,998	4,886,127	5,897,065
55 STANOVANJSKI SKLAD RS 1 st issue	70,965	104.30	22.14	EUR	392,617,418	1,638,725	1,977,777
56 BANKA VIPA 7 th issue	10,000	104.99	125.00	EUR	314,428,120	1,312,375	1,583,905
57 BANKA CELJE 4 th issue	100,000	102.10	12.49	EUR	305,528,418	1,275,229	1,539,074
58 BANKA VIPA 6 th issue	10,000	103.60	87.50	EUR	217,185,706	906,500	1,094,055
59 BANKA VIPA 5 th issue	10,000	102.53	62.50	EUR	153,530,409	640,813	773,396
60 BANKA VIPA 4 th issue	8,000	101.55	47.94	EUR	93,310,684	389,465	470,045
61 BANKA VIPA 3 rd issue	10,000	101.32	15.98	EUR	38,791,394	161,909	195,408
TOTAL					1,186,922,214,974	4,954,032,229	5,979,020,248

EXCHANGE RATES	1 USD=	198.5145 SIT as of 31 Mar 2006
	1 EUR=	239.5871 SIT as of 31 Mar 2006

MARKET CAPITALISATION OF BONDS - SEMI-OFFICIAL MARKET

Issue	Number of issued bonds	Price as of 31 Mar 2006	Principal amt. as of 31 Mar 2006	Currency of denomination	Market capitalisation as of 31 Mar 2006 (in SIT)	Market capitalisation as of 31 Mar 2006 (in EUR)	Market capitalisation as of 31 Mar 2006 (in USD)
1 SLOVENSKA ODŠKODNINSKA DRUŽBA 2 nd issue	11,674,294	104.50	49.12	EUR	143,571,654,629	599,246,181	723,230,064
2 DARS	134,300	115.50	100,000.00	SIT	15,511,650,000	64,743,260	78,138,625
3 DARS 2 nd issue	148,000	0.00	100,000.00	SIT	14,800,000,000	61,772,942	74,553,748
4 NLB 15 th issue	131,126	105.30	100,000.00	SIT	13,807,567,800	57,630,681	69,554,455
5 DARS 3 rd issue	102,000	102.00	100,000.00	SIT	10,404,000,000	43,424,709	52,409,270
6 KD HOLDING 1 st issue	400,000	106.90	100.00	EUR	10,244,744,396	42,760,000	51,607,033
7 POSLOVNI SISTEM MERCATOR	365,400	104.50	100.00	EUR	9,148,465,703	38,184,300	46,084,622
8 ZAVAROVALNICA TRIGLAV 1 st issue	30,000	108.70	1,000.00	EUR	7,812,935,331	32,610,000	39,357,001
9 ABANKA VIPA 10 th issue	21,000	104.00	1,000.00	EUR	5,232,582,264	21,840,000	26,358,690
10 CIMOS 1 st issue	200,000	108.00	100.00	EUR	5,175,081,360	21,600,000	26,069,035
11 BANKA CELJE 9 th issue	50,000	100.90	100,000.00	SIT	5,045,000,000	21,057,600	25,413,761
12 POŠTNA BANKA SLOVENIJE 7 th issue	40,000	104.00	100,000.00	SIT	4,160,000,000	17,363,205	20,955,648
13 NLB 14 th issue	17,000	100.00	1,000.00	EUR	4,072,980,700	17,000,000	20,517,296
14 NLB 8 th issue	14,276	102.70	1,000.00	EUR	3,512,694,766	14,661,452	17,694,903
15 FACTOR BANKA FB11	13,000	103.70	1,000.00	EUR	3,229,873,695	13,481,000	16,270,216
16 PROBANKA 7 th issue	120,000	105.50	100.00	EUR	3,033,172,686	12,660,000	15,279,351
17 ABANKA VIPA 8 th issue	100,000	105.00	100.00	EUR	2,515,664,550	10,500,000	12,672,447
18 ABANKA VIPA 9 th issue	100,000	104.70	100.00	EUR	2,508,476,937	10,470,000	12,636,240
19 FACTOR BANKA 12 th issue	2,500,000	0.00	1,000.00	EUR	2,500,000,000	10,434,619	12,593,539
20 POŠTNA BANKA SLOVENIJE 5 th issue	10,000	102.00	1,000.00	EUR	2,443,788,420	10,200,000	12,310,377
21 POTEZA NALOŽBE	100,000	100.60	100.00	EUR	2,410,246,226	10,060,000	12,141,411
22 PROBANKA 5 th issue	78,500	100.00	100.00	SIT	1,880,758,735	7,850,000	9,474,163
23 POŠTNA BANKA SLOVENIJE 2 nd issue	15,000	0.00	100,000.00	EUR	1,699,506,596	7,093,481	8,561,121
24 DBS 4 th issue	67,530	0.00	100.00	EUR	1,617,931,686	6,753,000	8,150,194
25 PROBANKA 6 th issue	65,000	103.00	100.00	EUR	1,604,035,635	6,695,000	8,080,194
26 FACTOR BANKA FB08	6,300	102.50	1,000.00	EUR	1,547,133,698	6,457,500	7,793,555
27 FACTOR BANKA FB09	5,927	104.60	1,000.00	SIT	1,485,354,248	6,199,642	7,482,346
28 STANOVANJSKI SKLAD RS 3 rd issue	20,000	110.00	66,306.93	EUR	1,467,806,265	6,126,399	7,393,950
29 DEOS 1 st issue	58,259	100.00	100.00	EUR	1,395,810,486	5,825,900	7,031,277
30 FMR	50,000	103.00	100.00	EUR	1,233,873,565	5,150,000	6,215,534
31 BANKA ZASAVJE 3 rd issue	5,000	101.00	1,000.00	SIT	1,209,914,855	5,050,000	6,094,844
32 FACTOR BANKA FB10	1,184	100.49	1,000,000.00	SIT	1,189,801,600	4,966,050	5,993,525
33 POŠTNA BANKA SLOVENIJE 6 th issue	10,000	104.20	100,000.00	EUR	1,042,000,000	4,349,149	5,248,987
34 FACTOR BANKA FB06	10,000	99.00	419.65	EUR	995,375,364	4,154,545	5,014,119
35 PROBANKA 4 th issue	50,000	101.50	43.25	EUR	525,878,710	2,194,938	2,649,070
36 AUTOCOMMERCE 1 st issue	22,300	106.20	60.61	EUR	343,903,895	1,435,402	1,732,387
37 SIP STROJNA INDUSTRIJA 1 st issue B series	17,250	0.00	81.84	EUR	338,234,693	1,411,740	1,703,829
TOTAL					290,717,899,495	1,213,412,156	1,464,466,825

EXCHANGE RATES		
1 USD=	198.5145	SIT as of 31 Mar 2006
1 EUR=	239.5871	SIT as of 31 Mar 2006

D3) MARKET CAPITALISATION OF INVESTMENT FUNDS

	Invstment funds	Number of shares traded	Price as of 31 Mar 2006	Market capitalisation as of 31 Mar 2006 (in SIT)	Market capitalisation as of 31 Mar 2006 (in EUR)	Market capitalisation as of 31 Mar 2006 (in USD)
1	NFD 1 DELNIŠKI INVESTICIJSKI SKLAD	160,580,300	302 SIT	48,519,337,645	202,512,312	244,412,059
2	MAKSIMA ID	7,811,823	2,356 SIT	18,401,764,613	76,806,158	92,697,333
3	ZLATA MONETA I, ID	136,595,600	135 SIT	18,377,572,024	76,705,182	92,575,464
4	INFOND ID	8,132,314	2,200 SIT	17,891,090,800	74,674,683	90,124,856
5	KD ID	9,181,542	1,798 SIT	16,508,320,701	68,903,212	83,159,269
6	KRONA SENIOR	7,316,086	1,489 SIT	10,895,261,593	45,475,160	54,883,959
7	ZVON ENA ID	2,277,577	2,295 SIT	5,226,697,578	21,815,438	26,329,047
8	INFOND ID 1	4,956,471	1,033 SIT	5,122,463,214	21,380,380	25,803,975
	TOTAL			140,942,508,168	588,272,525	709,985,962

EXCHANGE RATES	1 USD=	198.5145	SIT as of 31 Mar 2006
	1 EUR=	239.5871	SIT as of 31 Mar 2006

E) OTHER

E1) INDICATORS AS OF 31 MARCH 2006

ISSUE	Price as of 31 Mar 2006	Total net profit (loss) in 000 SIT in year 2004 or 2005	Earning per share as of 31 Dec 2004 or 31 Dec 2005	P / E ⁽¹⁾	Dividend for year 2004	Dividend yield	Book value as of 31 Dec 2004 or 31 Dec 2005	Market book ratio	Turnover ratio ⁽²⁾
PRIME MARKET SHARES									
Droga Kolinska ⁽⁶⁾	2,440.00 SIT	596,668	41.48 SIT				3,132.44 SIT	0.78	3.42%
Gorenje	5,126.04 SIT	4,885,474	409.82 SIT	12.51	100 SIT	1.95%	5,207.86 SIT	0.98	7.52%
Intereuropa	4,711.34 SIT	2,824,667	357.44 SIT	13.18	240 SIT	5.09%	4,515.34 SIT	1.04	4.13%
Krka	125,921.22 SIT	14,630,663	4,328.66 SIT	29.09	1,400 SIT	1.11%	29,512.95 SIT	4.27	9.59%
Mercator	36,542.30 SIT	6,561,554	2,045.64 SIT	17.86	318 SIT	0.87%	27,532.62 SIT	1.33	8.29%
Merkur	35,116.38 SIT	2,652,193	2,199.61 SIT	15.96	600 SIT	1.71%	31,593.19 SIT	1.11	3.65%
Petrol ⁽⁷⁾	70,045.19 SIT	8,397,784	4,076.46 SIT	17.18	900 SIT	1.28%	41,039.41 SIT	1.71	8.70%
PRIME MARKET AVERAGE									
Aerodrom ⁽⁴⁾	8,851.41 SIT	2,040,101	537.36 SIT	16.47	240 SIT	2.71%	4,909.64 SIT	1.80	5.14%
Autocommerce	8,299.14 SIT	1,990,871	724.73 SIT	11.45	128 SIT	1.54%	5,525.23 SIT	1.50	8.41%
Comet	1,560.00 SIT	79,039	47.12 SIT	33.11	200 SIT	12.82%	3,441.87 SIT	0.45	1.17%
Delo	24,908.61 SIT	729,216	1,092.52 SIT	22.80	600 SIT	2.41%	8,962.40 SIT	2.78	4.54%
Delo Prodaja	3,492.00 SIT	641,763	1,106.29 SIT	3.16	310 SIT	8.88%	6,490.22 SIT	0.54	8.86%
Emona obala	600.00 SIT	(2,342,043)	(1,494.31 SIT)	⁽³⁾	0	0.00%	2,920.42 SIT	0.21	6.69%
Etol	46,673.80 SIT	958,886	4,200.86 SIT	11.11	1,350 SIT	2.89%	46,324.30 SIT	1.01	2.06%
Geodetski zavod Slovenije	2,300.00 SIT	57,121	151.08 SIT	15.22	80 SIT	3.48%	3,590.57 SIT	0.64	2.56%
Istrabenz	7,019.89 SIT	9,042,702	1,745.71 SIT	4.02	130 SIT	1.85%	7,708.91 SIT	0.91	2.79%
Kompas MTS	900.00 SIT	(564,361)	(189.83 SIT)	⁽³⁾	0	0.00%	3,679.00 SIT	0.24	6.59%
Luka Koper ^{(4) (7)}	6,037.81 SIT	4,742,482	338.75 SIT	17.82	245 SIT	4.06%	4,617.67 SIT	1.31	5.29%
Milnotest	1,200.00 SIT	428,816	179.48 SIT	6.69	52 SIT	4.33%	2,444.86 SIT	0.49	0.88%
Nika ⁽⁷⁾	3,550.00 SIT	49,811	266.80 SIT	13.31	0	0.00%	4,739.70 SIT	0.75	2.07%
Pivovarna Laško	7,205.65 SIT	1,076,311	123.13 SIT	58.52	50 SIT	0.69%	4,972.15 SIT	1.45	4.57%
Salus	123,000.00 SIT	1,740,301	13,182.50 SIT	9.33	4,500 SIT	3.66%	69,660.93 SIT	1.77	6.05%
Sava	39,063.44 SIT	4,905,407	2,636.34 SIT	14.82	580 SIT	1.48%	33,988.11 SIT	1.15	2.34%
Terme Čatež	32,400.00 SIT	679,596	1,386.42 SIT	23.37	1,050 SIT	3.24%	28,723.98 SIT	1.13	2.58%
Žito	28,100.00 SIT	284,852	814.40 SIT	34.50	920 SIT	3.27%	39,594.75 SIT	0.71	5.90%
MARKET AVERAGE ⁽⁵⁾									
				18.61		1.59%		1.64	

Calculated on the basis of last audit consolidated financial statements. Average number of shares traded in last 2 years has been used for the calculations.

(1) P / E = PRICE / EARNINGS PER SHARE

(2) Yearly turnover / average market capitalisation on 31 Mar 2005, 30 Sep 2005 and 31 Mar 2006.

(3) Not applicable.

(4) By Aerodrom and Luka Koper P / E is calculated on all shares.

(5) Droga Kolinska is excluded from market average.

Average P/E = total market capitalisation of common shares listed on prime market or official market 31 Mar 2006 / total net profit of companies listed on prime market or official market (in year 2004 or 2005), adjusted with share of listed securities.

Average div. yield = total dividends, paid by the companies listed on prime market or official market in year 2004 or 2005, adjusted with share of listed securities / total market capitalisation of common shares on prime market or official market (31 Mar 2006).

Average price / book value = total market capitalisation of common shares listed on prime market or official market (31 Mar 2006) / total equity of companies listed on prime market or official market (31 Dec 2004 or 31 Dec 2005), adjusted with share of listed securities.

(6) Financial statement for Droga Kolinska are from unaudit statement on 30 Jun 2005.

(7) Calculated on the basis of audit consolidated financial statements of 2005, results for Luka Koper and Petrol based on IASs.

E2) RECORD VALUES

RECORD DAILY TURNOVER IN YEAR 2006

28th February 2006

	Turnover (in SIT)	Number of bargains	Volume in pieces
Order book trades	1,230,195,676	1,019	14,435
Cross trades	69,340,029	86	407,200
Total	1,299,535,705	1,105	421,635

MAX AND MIN VALUE OF TURNOVER AND INDICES

	In year 2006		In years 1989-2005	
		March		
Monthly turnover - block trades excluded (in SITm)	16,171.77		27,481.53	October 2002
Daily turnover - block trades excluded (in SITm)	1,299.54	28 Feb 2006	3,399.13	26 Aug 2002
Number of bargains per day - block trades excluded	1,438	2 Feb 2006	6,391	27 Dec 2002
Value of block trade (in SITm)	2,455.68	31 Mar 2006	17,970.77	23 Nov 2005
Max value of SBI 20 index	4,663.04	25 Jan 2006	5,131.61	1 Feb 2005
Min value of SBI 20 index	4,427.22	29 Mar 2006	891.93	10 Sep 1996
Max value of PIX index	4,038.91	27 Jan 2006	4,752.47	31 Jan 2005
Min value of PIX index	3,733.91	23 Mar 2006	965.15	29 Apr 1999
Max value of BIO index	122.78	3 Jan 2006	123.41	7 Oct 2005
Min value of BIO index	119.64	30 Mar 2006	100.46	5 July 1995
Other				
Market capitalisation of shares in SITm	1,651,151	31 Jan 2006	1,761,669	31 Jan 2005
Share in turnover of foreign investors	4.22%	31 Mar 2006	19.68%	31 Dec 2002

E3) NEW LISTED AND DELISTED SECURITIES AND CHANGES IN YEAR 2006

NEW LISTED SECURITIES

OFFICIAL MARKET

SHARES

Issuer	Trading code	Type of share	Nominal value	Listing date	First trading day
Autocommerce	ACLG	common	1,000 SIT	9 Jan 2006	24 Jan 2006

BONDS

Issuer	Trading code	Nomin. value of issue	Issue	Listing date	First trading day
Republika Slovenija	RS61	29.500,000,000 SIT	61 st issue	12 Jan 2006	24 Jan 2006
Republika Slovenija	RS62	20.000,000,000 SIT	62 nd issue	12 Jan 2006	24 Jan 2006

SEMI-OFFICIAL MARKET

BONDS

Issuer	Trading code	Nominal value of issue	Issue	Listing date	First trading day
DARS	DRS3	10.200,000,000 SIT	3 rd issue	23 Jan 2006	3 Feb 2006
FACTOR BANKA	FB12	2,500,000,000 SIT	12 th issue	21 Feb 2006	7 Mar 2006

DELISTED SECURITIES

OFFICIAL MARKET

BONDS

Issuer	Trading code	Issue	Delisting date
Republika Slovenija	RS10	10 th issue	23 Feb 2006

SEMI-OFFICIAL MARKET

SHARES

Issuer	Trading code	Type of share	Delisting date
AGROKOMBINAT	AKMG	common	9 Jan 2006
SATURNUS EMBALAŽA	SELR	common	10 Feb 2006
HOTELI PALACE	PALG	common	15 Feb 2006
IMP KLIMAT	KLLG	common	17 Feb 2006

INVESTMENT FUNDS

Issuer	Trading code	Delisting date
MODRA LINIJA	ML0G	13 Jan 2006
VIPA INVEST	VIIN	13 Jan 2006

EXTENDED LISTING OF SECURITIES

OFFICIAL MARKET

SHARES

Issuer	Trading code	Type of share	Number of shares before extension	Number of shares after extension	Extension date
PIVOVARNA LAŠKO	PILR	common	8,576,801	8,576,862	17 Jan 2006

BONDS

Issuer	Trading code	Issue	Number of bonds before extension	Number of bonds after extension	Extension date
Republika Slovenija	RS61	61 st issue	2,950,000	4,914,999	21 Feb 2006
Republika Slovenija	RS62	62 nd issue	2,000,000	5,000,000	21 Feb 2006

SEMI-OFFICIAL MARKET

SHARES

Issuer	Trading code	Type of share	Number of shares before extension	Number of shares after extension	Extension date
NFD HOLDING	NF2R	common	31,859,997	33,159,997	16 Feb 2006

EXPIRED BONDS IN YEAR 2006

Issuer	Trading code	Issue	Market	Last trading day
NOVA KBM	KBM2	2 nd issue	official market	11 Jan 2006
Republika Slovenija	RS22	22 nd issue	official market	13 Feb 2006
Republika Slovenija	RS51	51 st issue	official market	24 Feb 2006
KD INVESTMENTS	KDO1E	1 st issue	semi-official market	9 Mar 2006

MEMBERSHIP IN YEAR 2006

Member	Date	Inclusion/ exclusion	Number of all members
MBH	31 Dec 2005	exclusion	26
NOVA KREDITNA BANKA MARIBOR	3 Jan 2006	inclusion	27

CHANGES OF NOMINAL VALUE

ISSUER	Past nominal value	Present nominal value	Number of shares traded	New trading code	Market	Change date
POM-NALOŽBE	1,000 SIT	100,000 SIT	16,317	PPIR	semi-official market	6 Jan 2006
KRONA SENIOR	100 SIT	1,000 SIT	7,316,086	SN0G	semi-official market	6 Feb 2006
LIV POSTOJNA	10,000 SIT	7,000 SIT	161,600	LIVR	semi-official market	20 Feb 2006
POM-INVEST	1,000 SIT	100,000 SIT	22,790	POIG	semi-official market	7 Mar 2006

F) LIST OF SECURITIES - FEBRUARY 2006

F1) OFFICIAL MARKET (1)

CORPORATE BONDS

	Issuer	Trading code	First trading day	Nominal value of issue traded	Coupon interest rate	Maturity	Sector
1	ABANKA VIPA	AB04	27 Dec 2000	10 EURm	6.25% p.a.	2000-2007	banking
2	ABANKA VIPA	AB05	26 Sept 2001	10 EURm	6% p.a.	2001-2006	banking
3	ABANKA VIPA	AB06	25 Nov 2002	13.5 EURm	5.9% p.a.	2002-2009	banking
4	ABANKA VIPA	AB07	30 Oct 2003	17.3 EURm	5.3% p.a.	2003-2010	banking
5	BANKA CELJE	BCE4	9 Feb 2001	10 EURm	6% p.a.	2000-2006	banking
6	BANKA CELJE	BCE5	19 Dec 2001	10 EURm	6% p.a.	2001-2007	banking
7	BANKA CELJE	BCE6A	30 Sept 2002	10 EURm	5.6% p.a.	2002-2008	banking
8	BANKA CELJE	BCE7	17 Nov 2003	10 EURm	5.15% p.a.	2003-2010	banking
9	BANKA CELJE	BCE8	26 Oct 2004	12.5 EURm	4.9% p.a.	2004-2011	banking
10	ABANKA VIPA	VIP3E	13 Nov 1996	2,556,459.41 EUR	7.5% p.a.	1996-2006	banking
11	ABANKA VIPA	VIP4E	3 Dec 1997	2,045,167.52 EUR	7% p.a.	1997-2007	banking
12	ABANKA VIPA	VIP5	24 Dec 1998	2 EURm	6% p.a.	1998-2008	banking
13	ABANKA VIPA	VIP6	6 Mar 2000	2 EURm	5.5% p.a.	1999-2009	banking
14	ABANKA VIPA	VIP7	19 July 2001	2 EURm	6.2% p.a.	2001-2010	banking
15	BLAGOVNO TRGOVINSKI CENTER	BTC1E	24 Feb 1997	17,383,924.96 EUR	10.5% p.a.	1996-2008	retail, wholesale and real estate trade
16	BLAGOVNO TRGOVINSKI CENTER	BTC2	6 Jun 2003	40 EURm	7% p.a.	2001-2011	retail, wholesale and real estate trade
17	HOTELI BERNARDIN	HTB1E	28 June 1999	10,225,837.62 EUR	8.5% p.a.	1999-2009	hotel and restaurant activities
18	NOVA KBM	KBM2	14 Nov 2000	9 EURm	5.9% p.a.	2000-2006	banking
19	NOVA KBM	KBM3	14 Nov 2001	2,000 SITm	5.8% p.a. + TOM	2001-2006	banking
20	NOVA KBM	KBM4	14 Nov 2001	9 EURm	6% p.a.	2001-2006	banking
21	NOVA KBM	KBM5	26 Oct 2004	6,000 SITm	5.3% p.a.	2004-2009	banking
22	NOVA KBM	KBM6	26 Oct 2004	5,000 SITm	4.5% p.a.	2004-2007	banking
23	NOVA KBM	KBM7	30 Jun 2005	7,000 SITm	4.1% p.a.	2004-2011	banking
24	NOVA KBM	KBM8	30 Jun 2005	7,000 SITm	3.9% p.a.	2005-2010	banking
25	NOVA LJUBLJANSKA BANKA	NLB9	18 Jun 2003	10,847.4 SITm	8.5% p.a.	2002-2006	banking
26	NOVA LJUBLJANSKA BANKA	NLB10	18 Jun 2003	10,824.3 SITm	3% p.a. + TOM	2002-2007	banking
27	NOVA LJUBLJANSKA BANKA	NLB11	18 Jun 2003	26,326 EURm	5.1% p.a.	2002-2009	banking
28	NOVA LJUBLJANSKA BANKA	NLB12	14 Nov 2003	8,000 SITm	2.65% + TOM	2003-2008	banking
29	NOVA LJUBLJANSKA BANKA	NLB13	14 Nov 2003	11,733.5 SITm	7% p.a.	2003-2013	banking
30	NOVA LJUBLJANSKA BANKA	NLB16	30 Jun 2005	7,755.7 SITm	4.0% p.a.	2004-2009	banking
31	NOVA LJUBLJANSKA BANKA	NLB17	30 Jun 2005	10,169.4 SITm	3.85% p.a.	2005-2011	banking
32	NOVA LJUBLJANSKA BANKA	NLB18	29 Dec 2005	15,000 SITm	4.15% p.a.	2005-2015	banking
33	NOVA LJUBLJANSKA BANKA	NLB19	29 Dec 2005	10,000 SITm	4.0% p.a.	2005-2016	banking
34	STANOVANJSKI SKLAD RS	SSR1E	4 July 1996	4,083,023.58 EUR	6% p.a.	1995-2010	national mortgage agency
35	STANOVANJSKI SKLAD RS	SSR2	30 June 1998	2,000 SITm	7.2% p.a. + TOM	1998-2008	national mortgage agency

MUNICIPAL and GOVERNMENT BONDS

	Issuer	Trading code	First trading day	Nominal value of issue traded	Coupon interest rate	Maturity	Sector
1	REPUBLIC OF SLOVENIA	RS18	15 May 2000	50 EURm	6% p.a.	2000-2010	government bond
2	REPUBLIC OF SLOVENIA	RS21	18 Nov 2002	7,736.11 SITm	1% p.a. + TOM	2001-2015	government bond
3	REPUBLIC OF SLOVENIA	RS23	20 Feb 2001	40 EURm	6% p.a.	2001-2011	government bond
4	REPUBLIC OF SLOVENIA	RS25	3 May 2001	8,000 SITm	4.7% p.a. + TOM	2001-2006	government bond
5	REPUBLIC OF SLOVENIA	RS26	14 June 2001	50 EURm	5.375% p.a.	2001-2011	government bond
6	REPUBLIC OF SLOVENIA	RS27	20 Dec 2001	17,000 SITm	4.7% p.a. + TOM	2001-2006	government bond
7	REPUBLIC OF SLOVENIA	RS29	25 Jan 2002	55 EURm	5.375% p.a.	2002-2012	government bond
8	REPUBLIC OF SLOVENIA	RS31	25 Jan 2002	2,974.68 SITm	4.7% p.a. + TOM	2002-2007	government bond
9	REPUBLIC OF SLOVENIA	RS32	25 Jan 2002	23,8655 EURm	5.375% p.a.	2002-2012	government bond
10	REPUBLIC OF SLOVENIA	RS33	9 Apr 2002	127.166 EURm	8% p.a.	2002-2022	government bond
11	REPUBLIC OF SLOVENIA	RS38	30 Apr 2002	100 EURm	5.63% p.a.	2002-2017	government bond
12	REPUBLIC OF SLOVENIA	RS39	18 Nov 2002	21,548,686 SITm	1% p.a. + TOM	2002-2008	government bond
13	REPUBLIC OF SLOVENIA	RS44	29 Nov 2002	2,964.93 SITm	6.65% p.a.	2002-2012	government bond
14	REPUBLIC OF SLOVENIA	RS48	10 Dec 2002	60 EURm	4.75% p.a.	2002-2012	government bond
15	REPUBLIC OF SLOVENIA	RS49	22 Jan 2003	29,78896 EUR m	4.75% p.a.	2003-2022	government bond
16	REPUBLIC OF SLOVENIA	RS50	11 Mar 2003	61,281,800 EUR	4.50% p.a.	2003-2013	government bond
17	REPUBLIC OF SLOVENIA	RS52	17 Apr 2003	40,000 SITm	6.25% p.a.	2003-2008	government bond
18	REPUBLIC OF SLOVENIA	RS53	17 Apr 2003	100 EURm	4.875% p.a.	2003-2018	government bond
19	REPUBLIC OF SLOVENIA	RS54	29 Oct 2003	30,000 SITm	5.75% p.a.	2003-2013	government bond
20	REPUBLIC OF SLOVENIA	RS55	24 Feb 2004	40,000 SITm	5% p.a.	2004-2007	government bond
21	REPUBLIC OF SLOVENIA	RS56	24 Feb 2004	50,000 SITm	4.875% p.a.	2004-2009	government bond
22	REPUBLIC OF SLOVENIA	RS57	29 Mar 2004	90,000 SITm	4.875% p.a.	2004-2014	government bond
23	REPUBLIC OF SLOVENIA	RS58	2 Feb 2005	99,330 SITm	3.25% p.a.	2005-2008	government bond
24	REPUBLIC OF SLOVENIA	RS59	2 Feb 2005	184,000 SITm	4% p.a.	2005-2016	government bond
25	REPUBLIC OF SLOVENIA	RS60	14 Apr 2005	130,000 SITm	3.5% p.a.	2005-2010	government bond
26	REPUBLIC OF SLOVENIA	RS61	24 Jan 2006	49,149.99 SITm	3.25% p.a.	2006-2011	government bond
27	REPUBLIC OF SLOVENIA	RS62	24 Jan 2006	50,000 SITm	3.5% p.a.	2005-2017	government bond

TOM (abbreviation for: "femeljna obrestna mera" - base interest rate) - indexation factor, calculated as twelve month average of monthly consumer price index

F1) OFFICIAL MARKET (2)

COMMON SHARES

PRIME MARKET SHARES

	Issuer	Trading code	First trading day	Nominal value of issue listed	Number of shares traded	Isin code	Sector
1	DROGA KOLINSKA	DRKR	19 Oct 2005	14,382.915 SITm	14,382,915	SI 003111337 4	packaged foods & meats
2	GORENJE, VELENJE	GRVG	10 Nov 2000 (2 June 1998 free market)	12,200 SITm	12,200,000	SI 003110407 6	household appliances
3	INTEREUROPA, KOPER	IEKG	12 Jan 1998	7,902.413 SITm	7,902,413	SI 003110009 0	retail trade
4	KRKA TOVARNNA ZDRAVIL, NOVO MESTO	KRKG	4 Nov 1997	14,170.448 SITm	3,542,612	SI 003110212 0	pharmaceutical & chemical industry
5	MERCATOR, LJUBLJANA	MELR	22 Dec 1997	32,085.04 SITm	3,208,504	SI 003110008 2	commerce industry, agriculture
6	MERKUR, NAKLO	MER	30 Nov 1998	12,145.85 SITm	1,214,585	SI 003110463 9	wholesale and retail trade
7	PETROL, LJUBLJANA	PETG	5 May 1997	12,517.806 SITm	2,086,301	SI 003110215 3	crude-oil and gas trade

SHARES

	Issuer	Trading code	First trading day	Nominal value of issue listed	Number of shares traded	Isin code	Sector
1	AERODROM, LJUBLJANA	AELG	8 Oct 1997	1,936.229 SITm	1,936,229	SI 003110327 6	airport services
2	AUTOCOMMERCE, LJUBLJANA	ACLG	24 Jan 2006	2,886.877 SITm	2,886,877	SI 003110152 8	distributors
3	COMET, ZREČE	CHZG	2 Nov 1998	1,700.688 SITm	1,700,688	SI 003110440 7	grinding wheels and other non-metals production
4	DELO, LJUBLJANA	DELR	13 Jan 1999	667.464 SITm	667,464	SI 003110445 6	publishing
5	DELO PRODAJA	DPRG	12 Feb 2001	593.549 SITm	593,549	SI 003110707 9	trade
6	EMONA OBALA	EOKG	7 Jan 1998	1,741.456 SITm	1,741,456	SI 003110268 2	commerce
7	ETOL, CELJE	ETOG	21 Feb 1997	2,546.19 SITm	254,619	SI 003110133 8	essential oils and fragrances production
8	GEODETSKI ZAVOD SLOVENIJE	GZRG	8 Jan 2001	379.820 SITm	379,820	SI 003111033 9	surveying and cartography
9	ISTRABENZ, KOPER	ITBG	16 June 1997	5,180 SITm	5,180,000	SI 003110207 0	holding companies management
10	KOMPAS MTS	MTSG	8 Dec 2000	2,973.005 SITm	2,973,005	SI 003110370 6	catering service, border-crossing and tourist services
11	LUKA KOPER	LKPG	20 Nov 1996	7,140 SITm	7,140,000	SI 003110134 6	transport
12	MLINOTEST, AJDOVŠČINA	MAJG	3 Apr 2000	2,389.177 SITm	2,389,177	SI 003110820 0	food processing industry
13	NIKA, BREŽICE	NIKA	23 June 1992	479.688 SITm	479,688	SI 003110079 3	financial consultancy and services
14	PIVOVARNA LAŠKO	PILR	1 Feb 2000	8,576.862 SITm	8,576,862	SI 003110741 8	brewery
15	SALUS, LJUBLJANA	SALR	16 Jan 1992	134.98 SITm	134,980	SI 003110568 5	full-line pharmaceutical
16	SAVA, KRANJ	SAVA	6 Jan 2000	20,069.87 SITm	2,006,987	SI 003110845 7	wholesale chemicals
17	TERME ČATEŽ	TCRG	26 Aug 1993	3,587.496 SITm	597,916	SI 003110063 7	health resort
18	ŽITO, LJUBLJANA	ZTOG	20 Mar 2000	3,487.65 SITm	348,765	SI 003110844 0	flour, bread, pasta and sweets production

PREFERRED SHARES

	Issuer	Trading code	First trading day	Nominal value of issue listed	Number of shares traded	Isin code	Sector
1	PROBANKA, MARIBOR	PRBP	30 Mar 1993	396.235 SITm	396,235	SI 002120040 5	banking

TRADED SECURITIES - FEBRUARY 2006

F2) SEMI-OFFICIAL MARKET (1)

CORPORATE BONDS

	Issuer	Trading code	First trading day	Nominal value of issue traded	Interest rate	Maturity	Sector
1	ABANKA VIPA	AB08	22 Sep 2004	10 EURm	4.9% p.a.	2003-2011	banking
2	ABANKA VIPA	AB09	22 Sep 2004	10 EURm	4.7% p.a.	2003-2011	banking
3	ABANKA VIPA	AB10	7 Mar 2005	21 EURm	4.6% p.a.	2004-2011	banking
4	BANKA CELJE	BCE9	19 Dec 2005	5,000 SITm	3.8% p.a.	2005-2010	banking
5	AUTOCOMMERCE	ACL1E	15 Dec 1997	11,401,808.95 EUR	8% p.a.	1997-2006	foreign and domestic trade, service and production
6	BANKA ZASAVJE	BZ03	27 Jul 2004	5 EURm	4.5% p.a.	2004-2011	banking
7	CIMOS	CIM1	21 Jul 2005	20 EURm	5.75% p.a.	2004-2011	automobile industry
8	DARS	DRS1	30 Dec 2004	13,430 SITm	5.1% p.a.	2004-2024	performing financial engineering, preparatory, organization and policy making of building, maintenance of road network and management of super highways in Republic of Slovenia
9	DARS	DRS2	8 Nov 2005	14,800 SITm	4.5% p.a.	2005-2025	performing financial engineering, preparatory, organization and policy making of building, maintenance of road network and management of super highways in Republic of Slovenia
10	DARS	DRS3	3 Feb 2006	10,200 SITm	4,0% p.a.	2005-2020	performing financial engineering, preparatory, organization and policy making of building, maintenance of road network and management of super highways in Republic of Slovenia
11	DEOS	DEO1	28 Sep 2005	5.8259 EURm	6% p.a.	2004-2014	the construction and maintenance of safe homes
12	FMR	FMR1	5 May 2005	5 EURm	4.6% p.a.	2004-2009	holding companies management
13	FACTOR BANKA	FB06	23 May 2005	4,196 EURm	2% + 6month EURIBOR	2002-2009	banking
14	FACTOR BANKA	FB08	10 May 2005	6.3 EURm	4.8% p.a.	2003-2008	banking
15	FACTOR BANKA	FB09	10 May 2005	5,927 EURm	4.8% p.a.	2004-2014	banking
16	FACTOR BANKA	FB10	10 May 2005	1,184 SITm	4.25% p.a.	2004-2007	banking
17	FACTOR BANKA	FB11	25 Oct 2005	13 EURm	1.5% + 6 month EURIBOR	2005-2020	banking
18	FACTOR BANKA	FB12	7 Mar 2006	2,500 SITm	3,75% p.a.	2005-2010	banking
19	KD HOLDING	KDH1	16 Dec 2005	40 EURm	5.45% p.a.	2005-2015	holding companies management
20	NOVA LJUBLJANSKA BANKA	NLB8	22 Nov 2002	14,276 EURm	5.5% p.a.	2002-2007	banking
21	NOVA LJUBLJANSKA BANKA	NLB14	6 Jul 2004	17 EURm	5% p.a.	2003-2008	banking
22	NOVA LJUBLJANSKA BANKA	NLB15	1 Dec 2004	13,112.6 SITm	4.8% p.a.	2004-2012	banking
23	POSLOVNI SISTEM MERCATOR	MEO1	10 Feb 2005	36.54 EURm	4.8% p.a.	2004-2011	banking
24	POŠTNA BANKA SLOVENIJE	PBS2	27 Dec 2002	1,500 SITm	6% + TOM	2000-2007	commerce industry, agriculture
25	POŠTNA BANKA SLOVENIJE	PBS5	6 Jan 2004	10 EURm	4.8% p.a.	2004-2008	banking
26	POŠTNA BANKA SLOVENIJE	PBS6	21 Jul 2005	4,000 SITm	4.4% p.a.	2004-2012	banking
27	POŠTNA BANKA SLOVENIJE	PBS7	21 Jul 2005	1,000 SITm	4.7% p.a.	2004-2011	banking
28	POTEZA NALOŽBE	PNO1	29 Sep 2004	10 EURm	5.25% p.a.	2003-2011	enterprise and business counseling
29	PROBANKA, MARIBOR	PRB4	15 Mar 2000	5 EURm	5.5% p.a.	1999-2007	banking
30	PROBANKA, MARIBOR	PRB5	26 Apr 2002	7.85 EURm	6.25% p.a.	2001-2006	banking
31	PROBANKA, MARIBOR	PRB6	30 Jul 2003	6.5 EURm	5.7% p.a.	2002-2008	banking
32	PROBANKA, MARIBOR	PRB7	5 May 2004	12 EURm	5.2% p.a.	2004-2010	banking
33	SIP, STROJNA INDUSTRIJA	SIPBE	19 June 2000	1,763,956.99 EUR	6% p.a.	1999-2009	manufacturing farm equipment
34	DEŽELNA BANKA SLOVENIJE	SZB4	1 Apr 2004	6,753 EURm	6% p.a.	2004-2007	banking

INSURANCE

	Issuer	Trading code	First trading day	Nominal value of issue traded	Coupon interest rate	Maturity	Sector
1	ZAVAROVALNICA TRIGLAV	ZT01	2 Jun 2004	30 EURm	5.125% p.a.	2003-2013	insurance

MUNICIPAL and GOVERNMENT BONDS

	Issuer	Trading code	First trading day	Nominal value of issue traded	Coupon interest rate	Maturity	Sector
1	SLOVENSKA ODŠKODNINSKA DRUŽBA	SOS2E	7 Apr 1997	596.907 SITm	6% p.a.	1996-2016	meeting commitments deriving from denationalisation process
2	STANOVANJSKI SKLAD RS	SSR3	8 May 2001	2,000 SITm	6.1% p.a. + TOM	2001-2011	national mortgage agency

TOM (abbreviation for: "temeljna obrestna mera" - base interest rate) - indexation factor calculated as twelve month average of monthly consumer price index

F2) SEMI-OFFICIAL MARKET (2)

COMMON SHARES

	Issuer	Trading code	First trading day	Nominal value of issue traded	Number of shares traded	Isin code	Sector
1	AKTIVA NALOŽBE, LJUBLJANA	ATPG	27 Feb 2004	13.591.508 SITm	13.591.508	SI 002111216 2	holding companies management
2	ALPETOUR POTOVALNA AGENCIJA	APAG	2 Aug 2000	748.680 SITm	374.340	SI 003110989 3	passengers transport
3	AVTOPREVOZNIŠTVO IN SERVISI, VELENJE	ASVG	1 Sep 1997	308.696 SITm	308.696	SI 003110315 1	transport company
4	BELINKA HOLDING	BELG	19 Oct 2000	2.702.532 SITm	2.702.532	SI 003110216 1	holding companies management
5	CAPITA	CAPT	5 Sep 1997	315.963 SITm	315.963	SI 002110003 5	holding companies management
6	CETIS, CELJE	CETG	10 Mar 1997	2.400 SITm	200.000	SI 003110084 3	paper industry and graphics
7	CINKARNA, CELJE	CICG	6 Mar 1998	4.874.862 SITm	812.477	SI 003110380 5	metallurgic and chemical industry
8	COLOR, MEDVODE	COMG	15 Jan 1998	1.900.782 SITm	950.391	SI 003110360 7	resin, colours and varnish industry
9	CREINA, KRANJ	CRKG	21 Feb 2000	155.520 SITm	38.880	SI 003110915 8	production and wholesale of agricultural and industrial machines and gadgets
10	DZS, LJUBLJANA	DZS	12 May 1999	1.429.368 SITm	1.429.368	SI 003110527 1	publishing and trading
11	EGOLES, ŠKOFJA LOKA - V LIKVIDACIJI	GKRG	17 Sep 1999	51.399 SITm	51.399	SI 003110714 5	forest management and sale of wood products
12	ELMO, LJUBLJANA	IELG	22 Feb 2001	708 SITm	708.000	SI 003111026 3	electrical installations
13	ETRA 33	ETRG	7 Nov 2002	454,23 SITm	45,423	SI 003110712 9	production of electromotors, generators and transformers
14	FINIRA	FIRR	10 Oct 2002	2.179.206 SITm	2.179.206	SI 002111138 8	holding companies management
15	FOND INVEST	MHLG	30 Jan 2001	595.241 SITm	595.241	SI 003111007 3	holding companies management
16	GEA COLLEGE	GEAL	5 Jan 1995	248,2 SITm	248.200	SI 003110080 1	consulting
17	GEA TOVARNA OLJA	GDBG	30 June 1996	1.254,96 SITm	1.254.960	SI 003110129 6	oil - producing industry
18	GORENJSKI TISK, KRANJ	GTKG	19 Sep 1996	1.070,328 SITm	1.070.328	SI 003110119 7	graphics services
19	GORIŠKE OPEKARNE, RENČE	GORG	8 Mar 1999	523,634 SITm	523.634	SI 003110499 3	production of different clay brick products
20	GOZDNO GOSPODARSTVO BLEĐ	GDBG	27 Dec 1999	611,9 SITm	611.900	SI 003110737 6	forest management
21	GRAND HOTEL UNION	GHUG	5 Jan 2000	1.814,613 SITm	1.814.613	SI 003110865 5	hotel industry
22	HELIOS, DOMŽALE	HDOG	19 Sep 1996	2.198,61 SITm	219.861	SI 003110114 8	intermediary on fuel, mine sector
23	HIDROTEHNIK, LJUBLJANA	VHLG	5 July 1999	2.198,61 SITm	384,472	SI 003110551 1	building industry and protection against flood damage
24	HRAM HOLDING	ST1R	27 Jan 2004	4.346,667 SITm	4.346,667	SI 002111210 5	holding companies management
25	IMP ČRPALKE	ICRG	9 Sep 1998	333,034 SITm	333,034	SI 003110434 0	production of pumps
26	INFOND HOLDING	IFFR	23 Sept 2002	16.833,414 SITm	16.833,414	SI 002111076 0	holding companies management
27	INFOND HOLDING 1	IFHR	22 Jul 2004	3.777,004 SITm	3.777,004	SI 002111308 7	holding companies management
28	INLES, RIBNICA	IHPG	8 Oct 1999	1.424,82 SITm	712,410	SI 003110745 9	production of furniture
29	INTARA, LJUBLJANA	INTR	5 Jan 1995	101 SITm	101.000	SI 003110114 8	brokerage house
30	INTERTRADE ITA	INRG	20 Oct 1997	695,31 SITm	69,531	SI 003110333 4	mechanical engineering representative
31	ISKRA AVTOELEKTRIKA	IALG	26 Oct 2004	3.216,626 SITm	1.608,313	SI 003110704 6	production of electrical equipment for machinery and vehicles
32	JADRAN, SEŽANA	JASG	23 Sep 1996	165,302 SITm	165,302	SI 003110154 4	commerce industry
33	JATA EMONA	JAMR	15 Jan 2002	3.197,534 SITm	3.197,534	SI 003111109 7	production and retailing of poultry meat
34	JAVOR, PIVKA	JPIG	13 Nov 2000	1.194,7 SITm	1.194,700	SI 003110910 9	production of plywood, bound and layer wood, fibre and other slabs
35	JELEN, SLOVENSKE KONJICE	JESG	29 Nov 1999	67,798 SITm	67,798	SI 003110430 8	restaurant & hotel capacities
36	JUTEKS, ZALEC	JTKG	2 Nov 1998	641,432 SITm	641,432	SI 003110786 3	carpet production on various linings
37	KD HOLDING	KDHR	5 Feb 2001	21.405,12 SITm	2.675,640	SI 003111046 1	holding companies management
38	KOŠAKI TMI, MARIBOR	TKMG	11 Oct 1999	432,36 SITm	43,236	SI 003110424 1	secondary meat industry and production of meat products
39	KRONA HOLDING	KRHR	9 May 2002	1.287,121 SITm	1.287,121	SI 002111124 8	holding companies management
40	KS2 NALOŽBE	KS2G	22 Dec 2003	4.353,967 SITm	4.353,967	SI 002111203 0	holding companies management
41	LESNINA	MILG	12 Jan 2002	2.906,81 SITm	76,495	SI 003111116 2	wholesale and retail of furniture
42	LESNINA EMMI, SLOVENSKA BISTRICA	LSBG	8 May 1996	689,49 SITm	689,490	SI 003110035 5	aluminium and wood production

F2) SEMI-OFFICIAL MARKET (3)

COMMON SHARES

	Issuer	Trading code	First trading day	Nominal value of issue traded	Number of shares traded	Isin code	Sector
43	LIP BLEĐ	LLBG	12 Jan 2000	1,942.454 SITm	1,942,454	SI 003110871 3	wood manufacturing
44	LIV POSTOJNA	LIVR	16 Nov 1999	1,131.2 SITm	161,600	SI 003111353 1	production of vacuum cleaners, plastic tubes and fittings, bicycles, hydraulic elevators and concrete mixers
45	LIZ INŽENIRING, LJUBLJANA	LIZG	11 Mar 1999	123.846 SITm	123,846	SI 003110371 4	consulting and engineering in object construction
46	MARINA, PORTOROŽ	MAPG	19 Sep 1996	627.864 SITm	313,932	SI 003110058 7	nautical and hotel industry
47	MAKSIMA HOLDING	MAHR	6 May 2003	6,399.85 SITm	6,399,850	SI 002111151 1	holding companies management
48	MAKSIMA INVEST	MKIR	26 Oct 2004	7,451.949 SITm	7,451,949	SI 002111319 4	holding companies management
49	MEDALJON, MARIBOR	MEDR	12 Oct 1999	1,734 SITm	1,734,000	SI 003110691 5	management of holding companies, business operations of own real estate and renting own real estate
50	MEDVEŠEK PUŠNIK, LJUBLJANA	MPL	12 Dec 1997	160 SITm	80,000	SI 002110324 5	financial consulting
51	MELAMIN, KOČEVJE	MKOG	23 Sep 1996	349.913 SITm	349,913	SI 00311020 1	chemical industry
52	MERCATA	MROR	27 Jul 2004	2,891.874 SITm	2,891,874	SI 002111199 0	holding companies management
53	MESNA INDUSTRIJA PRIMORSKE	MIPG	19 June 2000	1,478.742 SITm	1,478,742	SI 003110969 5	meat processing industry; wholesale and retail trade with provisions
54	MITOL, SEŽANA	MISG	15 May 1997	687.627 SITm	687,627	SI 003110271 6	production and sale of adhesive substances and resinous compound
55	MKT PRINT	MKTG	11 Oct 1999	1,039.54 SITm	103,954	SI 003110094 2	printing, publishing, retail and wholesale
56	MODRA LINJA HOLDING	MLHR	20 Nov 2002	1,882.991 SITm	1,882,991	SI 002111058 8	holding companies management
57	M1	MR1R	4 Aug 2004	2,681.638 SITm	2,681,638	SI 002111311 1	holding companies management
58	NAMA, LJUBLJANA	NALN	30 Apr 2004	953.795 SITm	953,795	SI 003110269 0	retail trade and renting of business premises
59	NFD HOLDING	NFZR	10 Dec 2003	33,159.997 SITm	33,159,997	SI 002111200 6	holding companies management
60	NIKO, ŽELEZNIKI	NKPG	17 Sep 1999	358.75 SITm	35,875	SI 003110717 8	office material, industrial paper-clips, electromagnets and other metal mechanisms production
61	PLAMA PUR	POPG	6 Dec 1999	686.798 SITm	686,798	SI 003110822 6	production and refashioning of poliuretanic (plastic) foams
62	POM-INVEST	POIG	19 Oct 2001	2,279 SITm	22,790	SI 002111357 4	holding companies management
63	POM-NALOŽBE	PPIR	13 May 2004	1,631.7 SITm	16,317	SI 002111358 2	holding companies management
64	PRVA POKOJNINSKA DRUŽBA	PPDG	20 Jul 2005	1,700 SITm	170,000	SI 002120064 5	company's core activity includes pension funds
65	RTC KRVAVEC	RKRG	17 Oct 1997	2,311.468 SITm	1,155,734	SI 003110328 4	ski resort
66	SIJAJ, HRASTNIK	SIHG	7 Oct 1999	268.8 SITm	26,880	SI 003110742 6	production of decorative lights and metal products
67	KD GROUP	SKDR	21 Dec 2000	372.872 SITm	186,436	SI 003111016 4	holding companies management
68	SLOVENJALLES, LJUBLJANA	SLLG	8 May 1996	2,733.77 SITm	273,377	SI 003110040 5	commerce, engineering, representation
69	TEKSTINA, AJDOVŠČINA	TEAG	12 Feb 1997	1,127.293 SITm	1,127,293	SI 0310221 1	textile industry
70	TERME DOBRNA	ZDDG	5 July 1999	692.542 SITm	692,542	SI 03110539 6	medical services, tourist and hotel trade
71	TOSAMA, DOMŽALE	TODG	13 Sep 1996	2,956.7 SITm	295,670	SI 003110136 1	sanitary material production
72	TOVARNA SLADKORJA ORMOŽ	TSOR	12 Apr 1996	4,971.63 SITm	497,163	SI 003110020 7	sugar production
73	TRDNJAVA HOLDING	TROR	31 Mar 2004	2,593.123 SITm	2,593,123	SI 002111219 6	holding companies management
74	TRDNJAVA I HOLDING	TR1R	31 Mar 2004	891.75 SITm	891,750	SI 002111220 4	holding companies management
75	TRIGLAV NALOŽBE	TRSG	7 Apr 2004	13,182.366 SITm	13,182,366	SI 002111223 8	holding companies management
76	TRIGLAV, finančna družba	TFDR	4 Mar 2003	6,356.989 SITm	6,356,989	SI 002111120 6	holding companies management
77	TUB SWATY, MARIBOR	TUBG	30 Dec 1997	1,155.76 SITm	288,940	SI 003110344 1	production and trade of knife grinders
78	VELANA, LJUBLJANA	VLJG	23 Dec 2002	1,409.645 SITm	1,409,645	SI 003110069 4	non-clothing textile manufacturer
79	VIPA HOLDING	VHDR	5 Nov 2003	7,347.565 SITm	7,347,565	SI 002111131 3	other financial intermediation
80	VIZIJA HOLDING	VIHR	17 Mar 2003	2,277.503 SITm	2,277,503	SI 002111125 5	holding companies management
81	VIZIJA HOLDING ENA	VZPG	3 Feb 2004	2,129.725 SITm	2,129,725	SI 002111211 3	holding companies management
82	ZDRAVILIŠČE ROGAŠKA	RGS	11 Feb 1999	900.462 SITm	900,462	SI 003110489 4	health resort
83	ZLATA MONETA II finančna družba	ZM2R	13 Nov 2003	8,232.861 SITm	8,232,861	SI 002111198 2	other financial intermediation
84	ZVON ENA HOLDING	ZVHR	30 Oct 2003	12,431.743 SITm	12,431,743	SI 002111177 6	holding companies management
85	ZVON DVA HOLDING	ZV2R	25 Feb 2004	14,120.934 SITm	14,120,934	SI 002111215 4	holding companies management
86	ŽELEZARNA RAVNE - MONTER DRAVOGRAD	ZMDG	17 Sep 1999	336.225 SITm	336,225	SI 003110696 4	management of investment portfolios of subsidiaries
87	ŽITO INTES	IMTG	9 Mar 2000	2,518.194 SITm	2,518,194	SI 003110920 8	cereal processing and production of farinaceous food

PREFERRED SHARES

	Issuer	Trading code	First trading day	Nominal value of issue traded	Number of shares traded	Isin code	Sector
1	KD HOLDING	KDHP	18 July 2001	2,131.304 SITm	266,413	SI 003120050 2	holding companies management
2	PRVA POKOJNINSKA DRUŽBA	PPDG	20 Jul 2005	1,700 SITm	170,000	SI 002120064 5	pension insurance
3	ZDRAVILIŠČE ROGAŠKA	RGP	11 Feb 1999	55.976 SITm	27,988	SI 003120028 8	health resort

INVESTMENT FUNDS

	Issuer	Trading code	First trading day	Nominal value of issue traded	Number of shares traded	Isin code	Sector
1	MAKSIMA, delniška ID	MAIR	21 May 2003	7,811.823 SITm	7,811,823	SI 002111152 9	investment fund
2	INFOND ID	IFIR	23 Sept 2002	8,132.314 SITm	8,132,314	SI 002111078 6	investment fund
3	INFOND ID 1	IFDR	2 Aug 2004	4,956.471 SITm	4,956,471	SI 002111307 9	investment fund
4	KD ID	KDIR	9 Feb 2001	9,181.542 SITm	9,181,542	SI 002111341 8	investment fund
5	KRONA SENIOR	SNOG	8 Dec 1998	7,316.086 SITm	7,316,086	SI 002110590 1	investment fund
6	NFD 1 DELNIŠKI INVESTICIJSKI SKLAD	NFIN	26 Oct 1998	15,833.01 SITm	160,580,300	SI 002110600 8	investment fund
7	ZLATA MONETA I	ZM1N	31 Mar 1999	13,659.56 SITm	136,595,600	SI 002110617 2	investment fund
8	ZVON ENA ID	ZVIR	24 Nov 2003	2,277.577 SITm	2,277,577	SI 002111178 4	investment fund