

MONTHLY STATISTICS
LJUBLJANA STOCK EXCHANGE
February 2007
Year XIII., No. 2/07

TURNOVER

Market	Turnover (in 000 EUR)	Volume in pieces	Number of bargains
Official market	111,376	2,153,389	12,550
Prime market shares	75,938	811,205	7,162
Shares	24,218	274,012	3,184
Bonds	4,144	293,603	574
Mutual funds	7,076	774,569	1,630
Semi-official market	19,916	2,662,755	8,324
Shares	6,481	717,869	4,996
Bonds	4,064	80,527	298
Investment companies	9,372	1,864,359	3,030
Short-term securities	0	0	0
Market maker trading segment*	70,213	683,191	65
Bonds	14,016	342,001	18
Short-term securities	56,197	341,190	47
Total via BTS	131,292	4,816,144	20,874

*special segment for trading in securities issued by Republic of Slovenia.

MONTHLY TURNOVER BY MARKETS

IN 000 EUR - SHARES

	Organised market	Block trades	Off-market trades*
feb.06	40,354	29,833	94,302
mar.06	49,323	99,904	48,855
apr.06	86,618	58,438	102,011
may.06	74,730	65,939	147,875
jun.06	59,961	39,998	70,502
jul.06	50,467	80,981	50,276
aug.06	69,261	46,236	35,810
sep.06	70,616	55,336	59,597
oct.06	101,503	65,064	82,726
nov.06	69,039	34,876	72,613
dec.06	84,984	55,132	117,440
jan.07	152,923	105,643	147,840
feb.07	106,637	122,846	122,951

* appreciation of off-market transactions with listed securities based on volume of off-market transaction (block trades excluded) and their monthly average prices

MARKET SIZE

Market	Market capitalisation EURm)	(in Number of securities	Number of issuers
Official market	16,610	103	39
Prime market shares	6,501	8	8
Shares	4,275	20	20
Bonds	5,704	72	11
Mutual funds	130	3	2
Semi-official market	3,651	100	88
Shares	1,881	72	70
Bonds	1,015	21	12
Investment companies	754	7	7
Total (cap. of shares)	12,658	203	128

MONTHLY TURNOVER BY MARKETS

IN 000 EUR - OTHER SECURITIES

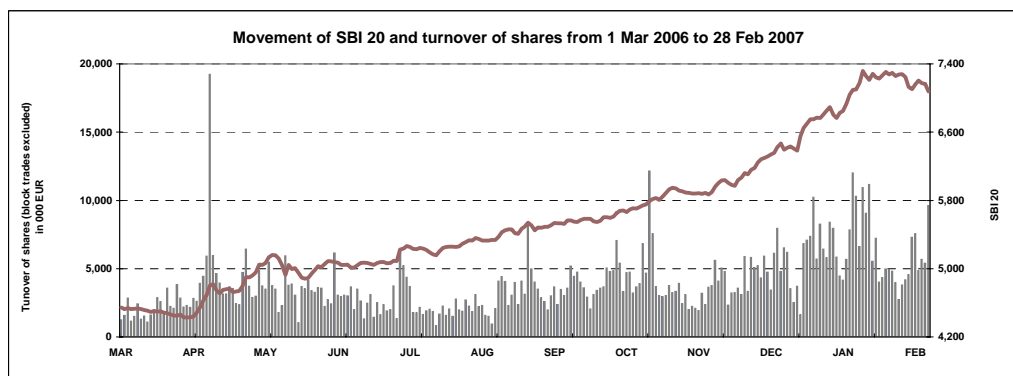
	Organised market			Off-market trades*
	semi-official market	Market maker segment**	Block trades	Off-market trades*
feb.06	15,327	131,994	18,173	36,249
mar.06	18,176	286,374	16,784	44,675
apr.06	13,334	188,194	24,524	13,197
may.06	14,012	244,806	10,944	40,431
jun.06	15,294	223,830	8,486	27,473
jul.06	18,163	173,800	9,642	61,250
aug.06	16,790	110,512	4,297	87,251
sep.06	18,839	85,816	5,944	21,785
oct.06	16,345	68,437	10,828	11,112
nov.06	16,818	66,708	17,757	22,422
dec.06	18,652	36,734	13,334	64,423
jan.07	29,165	17,424	11,027	6,076
feb.07	24,655	70,213	6,814	91,806

* appreciation of off-market transactions with listed securities based on volume of off-market transaction (block and Market Maker Trading Segment trades excluded) and their monthly average prices

** special segment for trading in securities issued by Republic of Slovenia

NOMINAL RETURN

STOCK EXCHANGE INDICES	Nominal return 28 Feb 2007 / 31 Jan 2007	Nominal return 28 Feb 2007 / 28 Feb 2006
Slovene Stock Exchange Index (SBI20)	-2.48%	55.57%
Slovene Blue-Chip Index (SBI TOP)	-4.89%	64.95%
Investment Fund Index (PIX)	-2.42%	43.85%
Bond Index (BIO)	-1.12%	-3.34%





LJUBLJANA STOCK EXCHANGE
Investment Point of Slovenia.

ISSUER

Ljubljana Stock Exchange Inc.
Slovenska 56
1000 Ljubljana

INFORMATIONS

E-mail:	info@ljse.si
Phone:	+386 1 47-10-211 +386 1 47-10-205
Contact persons:	Saša Cvetanović, Boštjan Šbül

STATISTICS ON WEB:

<http://www.ljse.si/cgi-bin/jve.cgi?doc=1989&sid=oW6SxKEMNaGgXs4b>

The screenshot displays the Ljubljana Stock Exchange (LJSE) website interface. At the top, the 'BORZA' logo and 'LJUBLJANA STOCK EXCHANGE' are visible, along with the tagline 'Investment Point of Slovenia'. The navigation menu includes 'WHAT'S NEW', 'SECURITIES', 'STATISTICAL DATA', 'FOR ISSUERS', 'FOR INVESTORS', and 'ABOUT THE LJSE'. The main content area is divided into several sections:

- INDICES** (Mar 14, 2007): A table showing the performance of various indices. A 'New!' badge highlights the '2006 Statistical Report in euro'.
- PRIME MARKET SHARES** (as of Mar 13, 2007): A table listing the top 10 prime market shares with their symbols, values, and turnover.
- ABOUT THE LJSE**: Provides key statistics such as market capitalisation (EURm): 20,395, turnover (EUR): 6,910,356, and the number of securities: 203.
- QUICK LINKS**: Offers direct access to daily price lists, data archives, member lists, and statistical data.
- Search**: A search bar for web content and securities, with a 'Security Screener' link.
- SECURE PUBLIC announcements**: A list of recent public announcements, including takeover bids and financial reports.
- WHAT'S NEW**: A section for the latest news, such as the 'Amended Corporate Governance Code' and 'European Code of Conduct for Clearing and Settlement'.
- INDICATORS**: A link to macroeconomic indicators.

A prominent banner at the bottom of the page reads 'INVEST IN SLOVENIA!' with a background image of a city skyline.

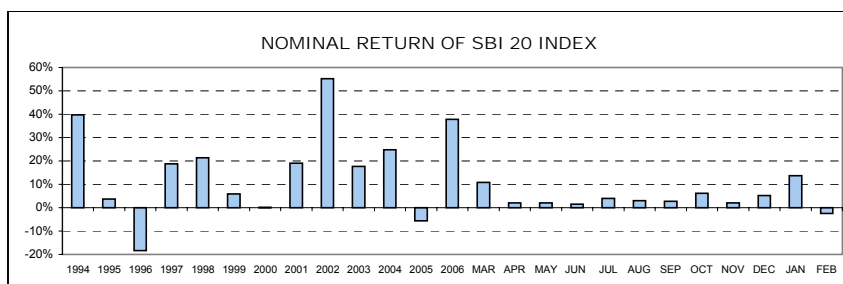
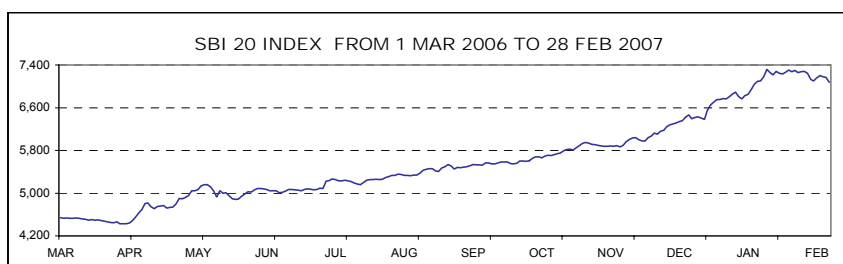
INDEX

	Page
A) STOCK EXCHANGE INDICES	1
A1) Values, yields and movements of Stock Exchange Indices	1
A2) Index compositions	3
B) NUMBER OF ISSUERS, TRADED SECURITIES AND MEMBERS	4
C) TURNOVER	5
C1) Monthly turnover by securities on official market	5
C2) Monthly turnover by securities on semi-official market	7
C3) Monthly turnover by securities on market maker trading segment	10
C4) Most traded securities	14
C5) Turnover by LJSE members	15
C6) Monthly turnover in 2006 and 2007	17
D) MARKET CAPITALISATION	20
D1) Market capitalisation of shares	21
D2) Market capitalisation of bonds	24
D3) Market capitalisation of investment funds	26
E) OTHER	27
E1) Indicators (shares on official market)	27
E2) Record values	28
E3) New listed securities and changes	29
F) LIST OF SECURITIES	30
F1) Official market	30
F2) Semi-official market	32

A) STOCK EXCHANGE INDICES

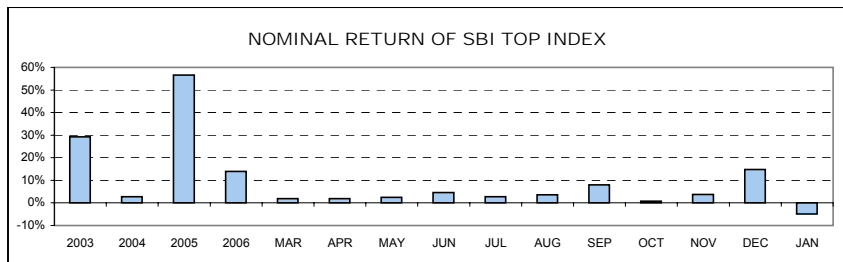
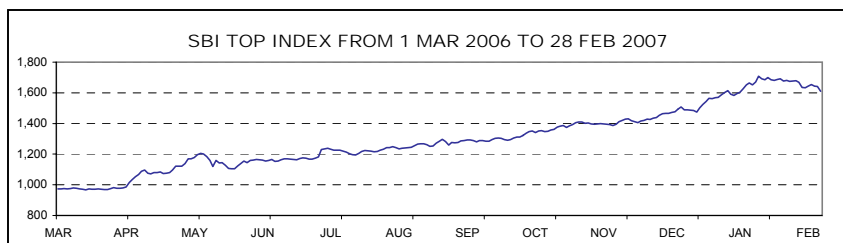
SBI 20 - SLOVENE STOCK EXCHANGE INDEX

Year	Max	Date	Min	Date	Close	Nominal return
1994	1,804.00	10 May 1994	1,015.92	6 Jan 1994	1,396.81	39.68%
1995	1,590.17	9 Nov 1995	1,016.99	13 July 1995	1,448.75	3.72%
1996	1,589.18	13 Mar 1996	891.93	10 Sept 1996	1,183.26	-18.33%
1997	1,655.36	10 Feb 1997	1,052.44	8 Jan 1997	1,404.70	18.71%
1998	2,026.47	10 Aug 1998	1,378.49	6 Jan 1998	1,705.77	21.43%
1999	1,981.87	19 Feb 1999	1,679.48	5 Jan 1999	1,806.26	5.89%
2000	1,903.66	24 Jan 2000	1,584.23	25 May 2000	1,807.94	0.09%
2001	2,159.35	19 Dec 2001	1,700.24	25 Apr 2001	2,151.59	19.01%
2002	3,547.64	8 Nov 2002	2,140.80	3 Jan 2002	3,340.20	55.24%
2003	4,034.53	5 Dec 2003	3,067.67	3 Jul 2003	3,931.64	17.71%
2004	4,935.29	15 Nov 2004	3,922.74	5 Jan 2004	4,904.48	24.74%
2005	5,131.61	1 Feb 2005	4,301.58	28 Sep 2005	4,630.10	-5.59%
2006	6,464.80	18 Dec 2006	4,427.22	29 Mar 2006	6,382.92	37.86%
Year 2007	Max	Date	Min	Date	Close	Nominal return
January	7,317.95	30 Jan 2007	6,551.52	3 Jan 2007	7,258.09	13.71%
February	7,306.78	9 Feb 2007	7,077.89	28 Feb 2007	7,077.89	-2.48%



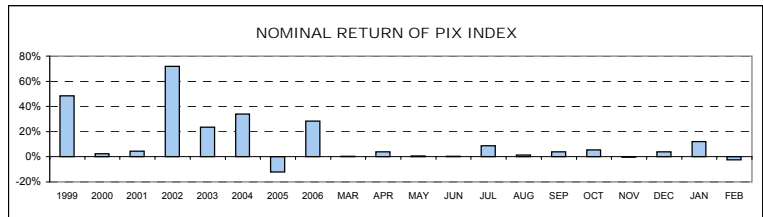
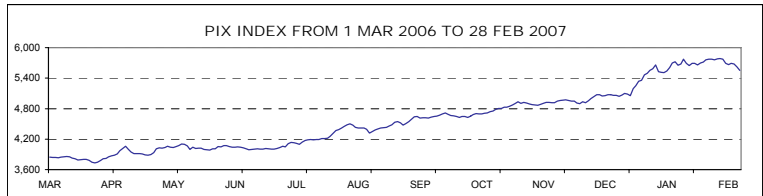
SBI TOP - SLOVENE BLUE-CHIP INDEX

Year	Max	Date	Min	Date	Close	Nominal return
2003	730.49	4 Dec 2003	534.14	8 Jul 2003	707.94	-
2004	946.60	25 Nov 2004	706.53	5 Jan 2004	915.40	29.30%
2005	960.74	8 Dec 2005	817.33	1 Jul 2005	941.02	2.80%
2006	1,506.88	18 Dec 2006	940.16	3 Jan 2006	1,473.33	56.57%
Year 2007	Max	Date	Min	Date	Close	Nominal return
January	1,708.04	30 Jan 2007	1,501.26	3 Jan 2007	1,691.83	14.83%
February	1,698.81	2 Feb 2007	1,609.10	28 Feb 2007	1,609.10	-4.89%



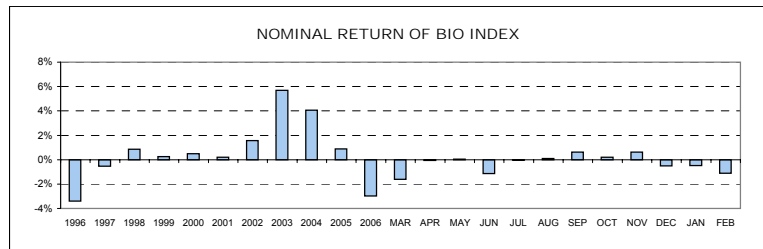
PIX - INVESTMENT FUNDS INDEX

Year	Max	Date	Min	Date	Close	Nominal return
1999	1,633.77	19 Oct 1999	965.15	29 Apr 1999	1,483.50	48.35%
2000	1,572.13	17 Jan 2000	1,097.07	25 May 2000	1,520.79	2.51%
2001	1,588.02	28 Dec 2001	1,328.44	23 May 2001	1,588.02	4.42%
2002	3,013.05	27 Nov 2002	1,551.00	3 Jan 2002	2,729.73	71.89%
2003	3,374.22	29 Dec 2003	2,558.26	12 Mar 2003	3,372.03	23.53%
2004	4,606.40	26 Nov 2004	3,367.18	5 Jan 2004	4,513.38	33.85%
2005	4,752.47	31 Jan 2005	3,893.96	22 Dec 2005	3,962.29	-12.21%
2006	5,099.52	22 Dec 2006	3,733.91	23 Mar 2006	5,084.12	28.31%
Year 2007	Max	Date	Min	Date	Close	Nominal return
January	5,774.67	30 Jan 2007	5,054.97	3 Jan 2007	5,691.50	11.95%
February	5,787.29	19 Feb 2007	5,553.58	28 Feb 2007	5,553.58	-2.42%



BIO - STOCK EXCHANGE BOND INDEX

Year	Max	Date	Min	Date	Close	Nominal return
1995	113.52	14 Dec 1995	100.46	5 July 1995	111.68	n.a
1996	111.96	8 Jan 1996	106.61	28 June 1996	107.89	-3.39%
1997	110.97	8 Apr 1997	104.90	29 Jan 1997	107.31	-0.54%
1998	108.22	30 Dec 1998	101.68	25 May 1998	108.22	0.85%
1999	110.52	4 Feb 1999	104.53	16 Aug 1999	108.50	0.26%
2000	109.63	15 Dec 2000	103.96	9 June 2000	109.03	0.49%
2001	110.08	17 Sept 2001	107.81	21 Mar 2001	109.25	0.20%
2002	111.06	27 Dec 2002	107.17	12 Mar 2002	110.96	1.56%
2003	118.14	21 Nov 2003	110.20	24 Jan 2003	117.27	5.69%
2004	122.27	27 Dec 2004	116.28	14 Jan 2004	122.04	4.07%
2005	123.41	7 Oct 2005	120.63	20 Jan 2005	123.11	0.88%
2006	122.78	3 Jan 2006	117.58	7 Jul 2006	119.44	-2.98%
Year 2007	Max	Date	Min	Date	Close	Nominal return
January	119.95	9 Jan 2007	118.52	16 Jan 2007	118.87	-0.48%
February	118.85	1 Feb 2007	117.54	28 Feb 2007	117.54	-1.12%



A2) INDEX COMPOSITIONS

COMPOSITION OF SLOVENE STOCK EXCHANGE INDEX - SBI 20 ON 28 FEB 2007

Issuer	Trading code	Adjusted number of shares	Base value in EUR	Adjusted share	Sector	Market capitalisation (free float) of index on 28 Feb 2007	Sector share
KRKA	KRKG	579,276	162.48	15.00%	pharmaceuticals	486,771,416	14.98%
PETROL	PETG	859,920	120.41	15.00%	oil and gas	458,621,134	14.12%
TELEKOM SLOVENIJE	TLSG	1,291,608	292.70	15.00%	telecommunication	451,856,143	13.91%
MERCATOR	MELR	1,410,813	24.46	9.25%	trade	325,291,153	13.12%
PIVOVARNA LAŠKO	PILR	5,348,661	27.19	7.24%	food and beverages	233,843,459	7.20%
GORENJE	GRVG	7,943,079	10.23	7.17%	household appliances	236,703,754	7.29%
SAVA	SAVA	859,510	83.57	6.53%	industrial conglomerates	204,812,638	10.28%
LUKA KOPER	LKPG	4,138,622	12.50	6.06%	transport	255,228,819	13.51%
INTEREUROPA	IEKG	4,747,177	21.69	4.84%	transport	128,078,835	
ISTRABENZ	ITBG	2,623,635	14.61	4.03%	industrial conglomerates	129,135,315	
MERKUR	MER	450,422	94.79	2.98%	trade	100,867,503	
HELIOS, DOMŽALE	HDOG	88,818	795.68	2.94%	chemical products	109,478,843	3.37%
AERODROM LJUBLJANA	AELG	888,928	47.93	1.60%	transport	55,549,111	
JUTEKS	JTKG	331,182	106.44	1.43%	building materials	39,712,034	1.22%
TERME ČATEŽ	TCRG	155,622	164.59	0.95%	health resort	32,646,383	1.00%
Market capitalisation of index						3,248,596,538.55	
Share of market capitalisation of shares in index							25.72%

COMPOSITION OF SLOVENE BLUE-CHIP INDEX - SBI TOP ON 28 FEB 2007

Issuer	Trading code	Adjusted number of shares	Base value in EUR	Adjusted share	Sector	Market capitalisation (free float) of index on 28 Feb 2007	Sector share
KRKA	KRKG	1,162,992	162.48	30.00%	pharmaceuticals	977,273,808	30.65%
PETROL	PETG	1,469,875	120.41	25.54%	oil and gas	783,928,434	24.58%
TELEKOM SLOVENIJE	TLSG	1,806,046	292.70	20.89%	telecommunication	631,827,133	19.81%
MERCATOR	MELR	1,410,813	24.46	9.21%	trade	325,291,153	10.20%
PIVOVARNA LAŠKO	PILR	5,348,661	27.19	7.21%	food and beverages	233,843,459	7.33%
GORENJE	GRVG	7,943,079	10.23	7.14%	household appliances	236,703,754	7.42%
Market capitalisation of index						3,188,867,740.44	
Share of market capitalisation of shares in index							25.25%

COMPOSITION OF INVESTMENT FUNDS INDEX - PIX ON 28 FEB 2007

Issuer	Trading code	Adjusted number of shares	Base value in EUR	Adjusted share	Market capitalisation of index on 28 Feb 2007
NFD 1 DELNIŠKI INVESTICIJSKI SKLAD	NF1N	19,553,573	0.153	15.00%	39,302,682
MAKSIMA ID	MAIR	2,695,447	7.27	15.00%	35,552,946
KD ID	KDIR	3,243,832	2.69	15.00%	34,838,756
INFOND ID	IFIR	3,090,268	7.39	15.00%	36,526,968
KRONA SENIOR ID	SNOG	3,903,276	7.00	15.00%	36,300,467
ZVON ENA ID	ZVIR	2,277,577	10.53	13.08%	35,439,098
INFOND ID 1	IFDR	4,956,471	5.14	11.92%	30,432,732
Market capitalisation of index					248,393,647.96
Share of market capitalisation (inv.funds) in index					32.92%

COMPOSITION OF STOCK EXCHANGE BOND INDEX - BIO ON 28 FEB 2007

Bonds	Trading code	Base value	Share
SLOVENSKA ODŠKODNINSKA DRUŽBA 2 nd ISSUE	SOS2E	104.03	50.00%
REPUBLIKA SLOVENIJA 53 rd ISSUE	RS53	111.12	23.05%
REPUBLIKA SLOVENIJA 26 th ISSUE	RS26	110.00	9.17%
REPUBLIKA SLOVENIJA 38 th ISSUE	RS38	118.39	8.91%
REPUBLIKA SLOVENIJA 29 th ISSUE	RS29	105.00	8.87%

B) NUMBER OF ISSUERS, TRADED SECURITIES AND MEMBERS

	31 Dec 2005	31 Dec 2006	31 Jan 2007	28 Feb 2007
NUMBER OF ISSUERS	148	130	128	128
Official market	33	39	39	39
Prime market shares	7	8	8	8
Shares	18	20	20	20
Bonds	8	11	11	11
Mutual funds		2	2	2
Semi-official market	121	90	88	88
Shares	91	72	70	70
Bonds	21	12	12	12
Investment companies	10	7	7	7
Short term securities	1	1	1	1
	31 Dec 2004	31 Dec 2005	31 Jan 2007	28 Feb 2007
NUMBER OF SECURITIES	227	205	203	203
Official market	88	103	103	103
Prime market shares	7	8	8	8
Shares	18	20	20	20
Bonds	63	72	72	72
Mutual funds		3	3	3
Semi-official market	139	102	100	100
Shares	93	74	72	72
Bonds	36	21	21	21
Investment companies	10	7	7	7
Short term securities	12	10	10	10
	31 Dec 2004	31 Dec 2005	31 Jan 2007	28 Feb 2007
NUMBER OF MEMBERS	27	27	24	24

C) TURNOVER

C1) TURNOVER BY SECURITIES ON OFFICIAL MARKET IN FEBRUARY 2007

1. Shares

Issue	Total (block trades excluded) (in EUR)	Block trades (in EUR)	Cross trades (in EUR)	Share in total turnover (block trades excluded) on official market	Share in turnover (block trades excluded) of shares	Volume in pieces (block trades excluded)	Number of bargains (block trades excluded)
Total shares	100,156,524	114,356,508	7,029,294	89.93%	100.00%	1,085,217	10,346
Common shares	100,090,818	114,356,508	7,020,030	89.87%	99.93%	1,083,020	10,324
PRIME MARKET SHARES	75,938,315	113,063,198	5,428,941	68.18%	75.82%	811,205	7,162
1 KRKA	34,739,459	19,491,774	2,818,068	31.19%	34.69%	39,067	2,489
2 GORENJE	10,620,141	6,157,367	322,261	9.54%	10.60%	355,125	1,073
3 PETROL	10,144,646	4,073,972	930,549	9.11%	10.13%	18,295	1,048
4 LUKA KOOPER	10,007,492	1,267,309	563,859	8.99%	9.99%	165,372	1,179
5 MERCATOR	4,528,008	36,312,589	307,653	4.07%	4.52%	19,144	426
6 INTEREUROPA	3,908,786	200,540	406,305	3.51%	3.90%	144,579	360
7 DROGA KOLINSKA	1,179,024	0	20,356	1.06%	1.18%	66,102	421
8 MERKUR	810,759	45,559,647	59,890	0.73%	0.81%	3,521	166
SHARES	24,152,503	1,293,310	1,591,089	21.69%	24.11%	271,815	3,162
1 TELEKOM SLOVENIJE	10,683,523	198,000	793,048	9.59%	10.67%	30,297	908
2 PIVOVARNA LAŠKO	4,301,563	546,000	49,884	3.86%	4.29%	98,517	375
3 ISTRABENZ	2,147,548	0	151,778	1.93%	2.14%	44,455	404
4 SAVA	1,884,624	0	122,972	1.69%	1.88%	7,836	307
5 ISKRA AVTOELEKTRIKA	1,721,966	0	146,427	1.55%	1.72%	29,816	289
6 ŽITO	1,131,632	549,310	59,121	1.02%	1.13%	5,347	225
7 AERODROM LJUBLJANA	854,406	0	110,194	0.77%	0.85%	13,521	253
8 DELO	305,264	0	3,660	0.27%	0.30%	2,480	36
9 SALUS, LJUBLJANA	290,925	0	24,388	0.26%	0.29%	401	36
10 ACH	264,357	0	11,536	0.24%	0.26%	5,566	78
11 ETOL	150,754	0	92,765	0.14%	0.15%	685	49
12 TERME ČATEŽ	120,318	0	5,202	0.11%	0.12%	589	47
13 MLINOTEST	117,953	0	0	0.11%	0.12%	15,589	54
14 EMONA OBALA	84,591	0	19,951	0.08%	0.08%	11,710	81
15 DELO PRODAJA	71,253	0	0	0.06%	0.07%	2,937	26
16 COMET	15,201	0	32	0.01%	0.02%	1,382	9
17 GEODETSKI ZAVOD SLOVENIJE	6,337	0	0	0.01%	0.01%	667	1
18 NIKA	281	0	131	0.00%	0.00%	19	3
19 KOMPAS MTS	7	0	0	0.00%	0.00%	1	1
Preferred shares	65,706	0	9,264	0.06%	0.07%	2,197	22
1 PROBANKA	65,706	0	9,264	0.06%	0.07%	2,197	22

2. Bonds

Issue	Total (block trades excluded) (in EUR)	Block trades (in EUR)	Cross trades (in EUR)	Share in total turnover (block trades excluded) on official market	Share in turnover (block trades excluded) of bonds	Volume in pieces (block trades excluded)	Number of bargains (block trades excluded)
Total bonds	4,143,992	6,077,783	3,229,861	3.72%	100.00%	293,603	574
1 ABANKA VIPA 11 th ISSUE	1,647,500	0	1,647,500	1.48%	39.76%	40,000	2
2 NLB 15 th ISSUE	880,755	0	874,264	0.79%	21.25%	2,065	5
3 REPUBLIKA SLOVENIJA 39 th ISSUE	374,787	689,572	74,296	0.34%	9.04%	226,559	336
4 REPUBLIKA SLOVENIJA 57 th ISSUE	302,607	199,812	134,529	0.27%	7.30%	6,884	8
5 REPUBLIKA SLOVENIJA 2 nd ISSUE	207,948	0	15,920	0.19%	5.02%	7,057	18
6 REPUBLIKA SLOVENIJA 53 rd ISSUE	119,917	0	107,007	0.11%	2.89%	1,144	22
7 REPUBLIKA SLOVENIJA 60 th ISSUE	78,256	0	78,256	0.07%	1.89%	1,900	1
8 REPUBLIKA SLOVENIJA 59 th ISSUE	76,636	0	58,074	0.07%	1.85%	1,858	12
9 REPUBLIKA SLOVENIJA 56 th ISSUE	54,864	0	12,550	0.05%	1.32%	1,297	4
10 REPUBLIKA SLOVENIJA 58 th ISSUE	39,501	407,715	9,518	0.04%	0.95%	955	32
11 PROBANKA 7 th ISSUE	37,380	0	32,232	0.03%	0.90%	366	2
12 REPUBLIKA SLOVENIJA 48 th ISSUE	36,100	494,638	14,332	0.03%	0.87%	353	4
13 REPUBLIKA SLOVENIJA 38 th ISSUE	34,437	800,016	23,567	0.03%	0.83%	313	12
14 REPUBLIKA SLOVENIJA 18 th ISSUE	31,958	0	21,034	0.03%	0.77%	307	13
15 REPUBLIKA SLOVENIJA 26 th ISSUE	30,546	0	24,154	0.03%	0.74%	294	11
16 REPUBLIKA SLOVENIJA 29 th ISSUE	28,065	246,019	19,187	0.03%	0.68%	268	14
17 NLB 10 th ISSUE	24,260	0	24,260	0.02%	0.59%	58	9
18 ABANKA 6 th ISSUE	22,660	0	22,660	0.02%	0.55%	220	2
19 NLB 11 th ISSUE	21,500	0	0	0.02%	0.52%	21	2
20 REPUBLIKA SLOVENIJA 52 nd ISSUE	18,691	0	11,322	0.02%	0.45%	442	10
21 ABANKA 4 th ISSUE	18,500	0	5,400	0.02%	0.45%	185	3
22 REPUBLIKA SLOVENIJA 6 th ISSUE	17,481	0	0	0.02%	0.42%	430	6
23 REPUBLIKA SLOVENIJA 32 nd ISSUE	8,322	0	4,043	0.01%	0.20%	85	13
24 REPUBLIKA SLOVENIJA 54 th ISSUE	7,835	490,519	6,300	0.01%	0.19%	172	9
25 REPUBLIKA SLOVENIJA 62 nd ISSUE	7,517	0	2,318	0.01%	0.18%	191	10
26 REPUBLIKA SLOVENIJA 49 th ISSUE	6,631	0	0	0.01%	0.16%	17	4
27 REPUBLIKA SLOVENIJA 50 th ISSUE	3,237	0	2,429	0.00%	0.08%	32	2
28 REPUBLIKA SLOVENIJA 33 rd ISSUE	2,880	0	2,880	0.00%	0.07%	4	1
29 STANOVANJSKI SKLAD RS 2 nd ISSUE	1,489	0	1,489	0.00%	0.04%	8	2
30 PROBANKA 4 th ISSUE	780	0	0	0.00%	0.02%	35	1
31 BTC 1 st ISSUE	612	0	0	0.00%	0.01%	81	2
32 STANOVANJSKI SKLAD RS 3 rd ISSUE	235	0	235	0.00%	0.01%	1	1
33 BANKA VIPA 7 th ISSUE	105	0	105	0.00%	0.00%	1	1
34 BANKA CELJE 8 th ISSUE	0	0	0	0.00%	0.00%	0	0
35 BANKA CELJE 9 th ISSUE	0	0	0	0.00%	0.00%	0	0
36 POŠTNA BANKA SLOVENIJE 6 th ISSUE	0	0	0	0.00%	0.00%	0	0
37 NLB 17 th ISSUE	0	125,873	0	0.00%	0.00%	0	0
38 POŠTNA BANKA SLOVENIJE 7 th ISSUE	0	0	0	0.00%	0.00%	0	0
39 NLB 19 th ISSUE	0	0	0	0.00%	0.00%	0	0
40 ABANKA VIPA 10 th ISSUE	0	0	0	0.00%	0.00%	0	0
41 REPUBLIKA SLOVENIJA 44 th ISSUE	0	0	0	0.00%	0.00%	0	0
42 POŠTNA BANKA SLOVENIJE 5 th ISSUE	0	0	0	0.00%	0.00%	0	0
43 REPUBLIKA SLOVENIJA 55 th ISSUE	0	0	0	0.00%	0.00%	0	0
44 BANKA VIPA 6 th ISSUE	0	0	0	0.00%	0.00%	0	0
45 REPUBLIKA SLOVENIJA 23 rd ISSUE	0	0	0	0.00%	0.00%	0	0
46 BANKA CELJE 7 th ISSUE	0	0	0	0.00%	0.00%	0	0
47 BANKA VIPA 4 th ISSUE	0	0	0	0.00%	0.00%	0	0
48 ABANKA VIPA 9 th ISSUE	0	0	0	0.00%	0.00%	0	0
49 NOVA KBM 6 th ISSUE	0	0	0	0.00%	0.00%	0	0
50 POŠTNA BANKA SLOVENIJE 2 nd ISSUE	0	0	0	0.00%	0.00%	0	0
51 POSLOVNI SISTEM MERCATOR	0	1,079,630	0	0.00%	0.00%	0	0
52 NLB 22 nd ISSUE	0	0	0	0.00%	0.00%	0	0
53 NLB 16 th ISSUE	0	0	0	0.00%	0.00%	0	0
54 NLB 8 th ISSUE	0	0	0	0.00%	0.00%	0	0
55 NLB 20 th ISSUE	0	0	0	0.00%	0.00%	0	0
56 NOVA KBM 5 th ISSUE	0	551,506	0	0.00%	0.00%	0	0
57 ABANKA VIPA 7 th ISSUE	0	0	0	0.00%	0.00%	0	0
58 NLB 12 th ISSUE	0	0	0	0.00%	0.00%	0	0
59 NLB 13 th ISSUE	0	0	0	0.00%	0.00%	0	0
60 HOTELI BERNARDIN	0	0	0	0.00%	0.00%	0	0
61 NOVA KBM 7 th ISSUE	0	992,483	0	0.00%	0.00%	0	0
62 BANKA CELJE 5 th ISSUE	0	0	0	0.00%	0.00%	0	0
63 BANKA VIPA 5 th ISSUE	0	0	0	0.00%	0.00%	0	0
64 ABANKA VIPA 8 th ISSUE	0	0	0	0.00%	0.00%	0	0
65 NOVA KBM 8 th ISSUE	0	0	0	0.00%	0.00%	0	0
66 PROBANKA 6 th ISSUE	0	0	0	0.00%	0.00%	0	0
67 ABANKA VIPA 13 th ISSUE	0	0	0	0.00%	0.00%	0	0
68 ABANKA VIPA 12 th ISSUE	0	0	0	0.00%	0.00%	0	0
69 NLB 14 th ISSUE	0	0	0	0.00%	0.00%	0	0
70 BANKA CELJE 6 th ISSUE A SERIES	0	0	0	0.00%	0.00%	0	0
71 NLB 21 st ISSUE	0	0	0	0.00%	0.00%	0	0
72 NLB 18 th ISSUE	0	0	0	0.00%	0.00%	0	0
73 STANOVANJSKI SKLAD RS 1 st ISSUE	0	0	0	0.00%	0.00%	0	0
Total official market (shares and bonds)	104,300,516	120,434,291	10,259,155	93.65%	-	1,378,820	10,920

3. Mutual funds

Issue	Total (block trades excluded) (in EUR)	Block trades (in EUR)	Cross trades (in EUR)	Share in total turnover (block trades excluded) on official market	Share in turnover (block trades excluded) of mutual funds	Volume in pieces (block trades excluded)	Number of bargains (block trades excluded)
Total mutual funds	7,075,783	0	2,418,190	6.35%	100.00%	774,569	1,630
1 MP-BALKAN.SI	6,322,444	0	2,165,136	5.68%	89.35%	83,740	1,261
2 PROBANKA GLOBALNI NALOŽBENI SKLAD	474,851	0	26,095	0.43%	6.71%	648,751	318
3 MP-EUROSTOCK.SI	278,488	0	226,959	0.25%	3.94%	42,078	51
Total official market	111,376,299	120,434,291	12,677,345	100.00%	-	2,153,389	12,550

C2) TURNOVER BY SECURITIES ON SEMI-OFFICIAL MARKET IN FEBRUARY 2007

1. Shares (1)

Issue	Total (block trades excluded) (in EUR)	Block trades (in EUR)	Cross trades (in EUR)	Share in total turnover (block trades excluded) on semi-official market	Share in turnover (block trades excluded) of shares	Volume in pieces (block trades excluded)	Number of bargains (block trades excluded)
Total shares	6,480,767	8,489,068	533,369	32.54%	100.00%	717,869	4,996
Total common shares	6,436,575	8,489,068	531,530	32.32%	99.32%	716,830	4,885
1 HELIOS, DOMŽALE	1,252,127	0	34,217	6.29%	19.32%	999	138
2 ZVON ENA HOLDING	805,043	3,738,595	38,021	4.04%	12.42%	66,838	300
3 LESNINA	598,911	0	46,506	3.01%	9.24%	336	69
4 ZVON DVA HOLDING	484,734	0	57,658	2.43%	7.48%	215,505	410
5 KD HOLDING	445,046	0	34,915	2.23%	6.87%	8,361	264
6 NFD HOLDING	423,977	0	44,872	2.13%	6.54%	108,506	670
7 CINKARNA CELJE	405,729	0	49,478	2.04%	6.26%	2,710	201
8 ETRA 33	287,132	0	67,880	1.44%	4.43%	621	61
9 JUTEKS	264,918	0	0	1.33%	4.09%	2,162	56
10 INFOND HOLDING	235,381	0	16,361	1.18%	3.63%	54,901	325
11 MEDVESEK PUŠNIK	160,779	0	13,181	0.81%	2.48%	1,107	30
12 AKTIVA NALOŽBE	134,462	0	6,554	0.68%	2.07%	33,955	318
13 KD GROUP	128,962	4,750,473	0	0.65%	1.99%	263	13
14 HRAM HOLDING	110,622	0	3,948	0.56%	1.71%	36,370	146
15 MAKSIMA INVEST	107,760	0	6,861	0.54%	1.66%	42,568	209
16 TOSAMA	80,827	0	5,162	0.41%	1.25%	1,399	46
17 ZLATA MONETA II	71,220	0	4,753	0.36%	1.10%	32,995	171
18 TRIGLAV NALOŽBE	45,984	0	3,240	0.23%	0.71%	23,970	272
19 MAKSIMA HOLDING	45,124	0	5,625	0.23%	0.70%	10,832	198
20 LIP BLEED	28,255	0	10,995	0.14%	0.44%	3,601	15
21 MARINA PORTOROŽ	26,487	0	0	0.13%	0.41%	387	4
22 GORENJSKI TISK	24,090	0	18,763	0.12%	0.37%	1,443	6
23 CENTER NALOŽBE	23,991	0	379	0.12%	0.37%	11,821	343
24 JATA EMONA	20,464	0	0	0.10%	0.32%	4,193	10
25 MERCATA	19,721	0	5,315	0.10%	0.30%	4,399	59
26 ALPETOUR POTOVALNA AGENCIJA	18,082	0	12,556	0.09%	0.28%	1,333	12
27 M1	17,987	0	2,731	0.09%	0.28%	8,124	94
28 MITOL SEŽANA	16,234	0	14,054	0.08%	0.25%	860	6
29 SLOVENIJALES	15,862	0	696	0.08%	0.24%	345	19
30 MODRA LINIJA HOLDING	14,759	0	5,653	0.07%	0.23%	3,907	61
31 BELINKA	12,775	0	850	0.06%	0.20%	505	14
32 VIPA HOLDING	10,029	0	798	0.05%	0.15%	2,474	26
33 VIZIJA HOLDING	9,457	0	1,390	0.05%	0.15%	3,200	35
34 GRAND HOTEL UNION	8,935	0	1,707	0.04%	0.14%	813	10
35 PLAMA - PUR	8,717	0	870	0.04%	0.13%	606	7
36 VIZIJA HOLDING ENA	8,438	0	1,238	0.04%	0.13%	3,008	35
37 ALPOS	7,913	0	4,920	0.04%	0.12%	193	15
38 KRONA HOLDING	7,686	0	711	0.04%	0.12%	3,490	30
39 ZDRAVILIŠČE ROGAŠKA	7,493	0	0	0.04%	0.12%	7,539	10
40 TRDNJAVA HOLDING	5,924	0	512	0.03%	0.09%	4,935	29
41 DZS	5,612	0	2,852	0.03%	0.09%	205	7
42 CETIS	5,161	0	0	0.03%	0.08%	60	12
43 FOND INVEST	5,075	0	917	0.03%	0.08%	725	74
44 MIP	3,295	0	2,189	0.02%	0.05%	599	3
45 JADRAN	3,147	0	1,549	0.02%	0.05%	183	5
46 GEA	3,056	0	0	0.02%	0.05%	912	4
47 ŽELEZARNA RAVNE - MONTER DRAVOGRAD	2,541	0	0	0.01%	0.04%	242	1
48 TERME DOBRNA	1,381	0	0	0.01%	0.02%	275	8
49 TRDNJAVA I HOLDING	1,312	0	484	0.01%	0.02%	970	11
50 ELMO	1,002	0	0	0.01%	0.02%	369	5

1. Shares (2)

Issue	Total (block trades excluded) (in EUR)	Block trades (in EUR)	Cross trades (in EUR)	Share in total turnover (block trades excluded) on semi-official market	Share in turnover (block trades excluded) of shares	Volume in pieces (block trades excluded)	Number of bargains (block trades excluded)
51 TOVARNA SLADKORJA ORMOŽ	800	0	0	0.00%	0.01%	50	1
52 LIZ INŽENIRING	656	0	0	0.00%	0.01%	97	4
53 JAVOR PIVKA	518	0	0	0.00%	0.01%	157	2
54 MKT PRINT	460	0	0	0.00%	0.01%	45	2
55 VELANA	218	0	0	0.00%	0.00%	260	2
56 INLES	173	0	75	0.00%	0.00%	67	3
57 GEA COLLEGE	131	0	94	0.00%	0.00%	40	4
58 JELEN GOSTINSKO PODJETJE	0	0	0	0.00%	0.00%	0	0
59 SIJAJ HRASTNIK	0	0	0	0.00%	0.00%	0	0
60 MELAMIN	0	0	0	0.00%	0.00%	0	0
61 NAMA	0	0	0	0.00%	0.00%	0	0
62 INTERTRADE ITA	0	0	0	0.00%	0.00%	0	0
63 HIDROTEHNIK	0	0	0	0.00%	0.00%	0	0
64 TEKSTINA	0	0	0	0.00%	0.00%	0	0
65 GORIŠKE OPEKARNE	0	0	0	0.00%	0.00%	0	0
66 RTC KRVAVEC	0	0	0	0.00%	0.00%	0	0
67 GOZDNO GOSPODARSTVO BLEĐ	0	0	0	0.00%	0.00%	0	0
68 SWATY	0	0	0	0.00%	0.00%	0	0
69 NIKO	0	0	0	0.00%	0.00%	0	0
70 KOŠAKI TMI	0	0	0	0.00%	0.00%	0	0
Preferred shares	44,192	0	1,839	0.22%	0.68%	1,039	111
1 KD HOLDING	44,192	0	1,839	0.22%	0.68%	1,039	111
2 PRVA POKOJNINSKA DRUŽBA	0	0	0	0.00%	0.00%	0	0
3 ZDRAVILIŠČE ROGAŠKA	0	0	0	0.00%	0.00%	0	0

2. Bonds

Issue	Total (block trades excluded) (in EUR)	Block trades (in EUR)	Cross trades (in EUR)	Share in total turnover (block trades excluded) on semi-official market	Share in turnover (block trades excluded) of bonds	Volume in pieces (block trades excluded)	Number of bargains (block trades excluded)
Total bonds	4,063,859	486,727	524,150	20.40%	100.00%	80,527	298
1 SLOVENSKA ODŠKODNINSKA DRUŽBA 2 nd ISSUE	3,987,154	0	512,933	20.02%	98.11%	80,435	292
2 FACTOR BANKA 9 th ISSUE	65,488	0	0	0.33%	1.61%	65	1
3 FACTOR BANKA 6 th ISSUE	11,217	0	11,217	0.06%	0.28%	27	5
4 CIMOS 1 st ISSUE	0	0	0	0.00%	0.00%	0	0
5 DEOS 1 st ISSUE	0	0	0	0.00%	0.00%	0	0
6 FACTOR BANKA 11 th ISSUE	0	0	0	0.00%	0.00%	0	0
7 DARS 2 nd ISSUE	0	0	0	0.00%	0.00%	0	0
8 KD HOLDING 1 st ISSUE	0	0	0	0.00%	0.00%	0	0
9 DARS 3 rd ISSUE	0	486,727	0	0.00%	0.00%	0	0
10 FACTOR BANKA 12 th ISSUE	0	0	0	0.00%	0.00%	0	0
11 KD HOLDING 2 nd ISSUE	0	0	0	0.00%	0.00%	0	0
12 FACTOR BANKA 13 th ISSUE	0	0	0	0.00%	0.00%	0	0
13 SIP STROJNA INDUSTRIJA 1 st ISSUE B SERIES	0	0	0	0.00%	0.00%	0	0
14 DBS 4 th ISSUE	0	0	0	0.00%	0.00%	0	0
15 ZAVAROVALNICA TRIGLAV 1 st ISSUE	0	0	0	0.00%	0.00%	0	0
16 BANKA ZASAVJE 3 rd ISSUE	0	0	0	0.00%	0.00%	0	0
17 POTEZA NALOŽBE	0	0	0	0.00%	0.00%	0	0
18 DARS	0	0	0	0.00%	0.00%	0	0
19 FMR	0	0	0	0.00%	0.00%	0	0
20 FACTOR BANKA 8 th ISSUE	0	0	0	0.00%	0.00%	0	0
21 FACTOR BANKA 10 th ISSUE	0	0	0	0.00%	0.00%	0	0
Total semi-official market (shares and bonds)	10,544,626	8,975,795	1,057,519	52.95%	-	798,396	5,294

3. Investment companies

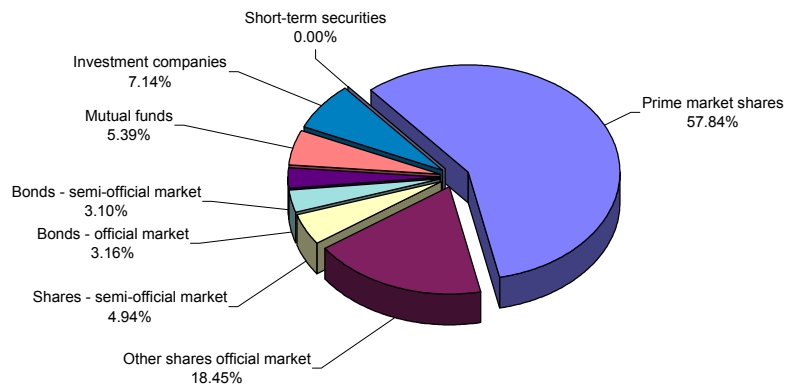
Issue	Total (block trades excluded) (in EUR)	Block trades (in EUR)	Cross trades (in EUR)	Share in total turnover (block trades excluded) on semi-official market	Share in turnover (block trades excluded) of investment companies	Volume in pieces (block trades excluded)	Number of bargains (block trades excluded)
Total investment companies	9,371,561	249,533	558,613	47.05%	100.00%	1,864,359	3,030
1 NFD 1 DELNIŠKI INVESTICIJSKI SKLAD	2,590,395	0	84,812	13.01%	27.64%	1,225,042	732
2 KRONA SENIOR ID	2,049,760	249,533	44,429	10.29%	21.87%	215,947	234
3 KD ID	1,530,041	0	71,065	7.68%	16.33%	137,293	474
4 INFOND ID	1,280,720	0	60,211	6.43%	13.67%	106,964	424
5 MAKSIMA ID	1,030,286	0	147,929	5.17%	10.99%	76,466	453
6 INFOND ID 1	472,360	0	60,305	2.37%	5.04%	77,305	387
7 ZVON ENA ID	417,999	0	89,862	2.10%	4.46%	25,342	326
Short-term securities	0	0	0	0.00%	-	0	0
Total semi-official market	19,916,187	9,225,328	1,616,132	100.00%	-	2,662,755	8,324
Total turnover on BTS system	131,292,486	129,659,619	14,293,477	-	-	4,816,144	20,874

C3) TURNOVER BY SECURITIES ON MARKET MAKER TRADING SEGMENT* IN FEBRUARY 2007

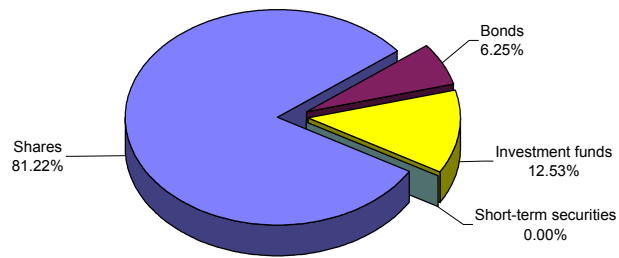
Issue	Total (in EUR)	Share in turnover on market maker segment of individual type of securities	Share in turnover on market maker segment	Volume in pieces	Number of bargains
Total bonds	14,016,082	100.00%	19.96%	342,001	18
1 REPUBLIKA SLOVENIJA 59 th ISSUE	11,103,066	79.22%	15.81%	269,377	11
2 REPUBLIKA SLOVENIJA 62 nd ISSUE	1,569,883	11.20%	2.24%	40,000	2
3 REPUBLIKA SLOVENIJA 60 th ISSUE	744,006	5.31%	1.06%	18,100	3
4 REPUBLIKA SLOVENIJA 61 st ISSUE	405,866	2.90%	0.58%	10,000	1
5 REPUBLIKA SLOVENIJA 52 nd ISSUE	193,261	1.38%	0.28%	4,524	1
6 REPUBLIKA SLOVENIJA 54 th ISSUE	0	0.00%	0.00%	0	0
7 REPUBLIKA SLOVENIJA 55 th ISSUE	0	0.00%	0.00%	0	0
8 REPUBLIKA SLOVENIJA 56 th ISSUE	0	0.00%	0.00%	0	0
9 REPUBLIKA SLOVENIJA 57 th ISSUE	0	0.00%	0.00%	0	0
10 REPUBLIKA SLOVENIJA 58 th ISSUE	0	0.00%	0.00%	0	0
Treasury bills	56,197,256	100.00%	80.04%	341,190	47
1 SIX-MONTH TREASURY BILLS 45 th ISSUE	23,257,575	41.39%	33.12%	23,650	20
2 THREE-MONTH TREASURY BILLS 105 th ISSUE	20,671,470	36.78%	29.44%	20,820	18
3 DVENAJST-MONTH TREASURY BILLS 37 th ISSUE	11,125,150	19.80%	15.84%	269,100	6
4 THREE-MONTH TREASURY BILLS 104 th ISSUE	623,252	1.11%	0.89%	15,000	1
5 SIX-MONTH TREASURY BILLS 44 th ISSUE	519,809	0.92%	0.74%	12,620	2
6 TWELVE-MONTH TREASURY BILLS 38 th ISSUE	0	0.00%	0.00%	0	0
7 TWELVE-MONTH TREASURY BILLS 39 th ISSUE	0	0.00%	0.00%	0	0
8 TWELVE-MONTH TREASURY BILLS 40 th ISSUE	0	0.00%	0.00%	0	0
9 SIX-MONTH TREASURY BILLS 42 nd ISSUE	0	0.00%	0.00%	0	0
10 SIX-MONTH TREASURY BILLS 43 rd ISSUE	0	0.00%	0.00%	0	0
11 TWELVE-MONTH TREASURY BILLS 36 th ISSUE	0	0.00%	0.00%	0	0
12 THREE-MONTH TREASURY BILLS 103 rd ISSUE	0	0.00%	0.00%	0	0
Total market maker trading segment*	70,213,338	-	100.00%	683,191	65

*special segment for trading in securities by Republic of Slovenia.

Structure of turnover by securities in February 2007



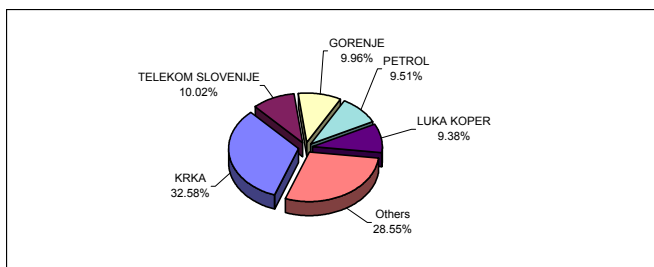
Structure of turnover by securities - all markets - February 2007



C4) MOST TRADED SECURITIES IN FEBRUARY 2007

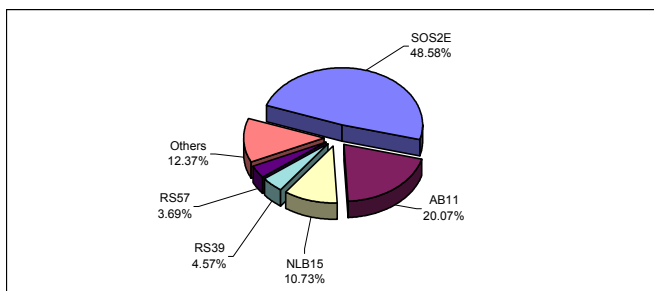
MOST TRADED SHARES

Issuer	Turnover (in 000 EUR) - order book trades only	Market capitalisation as of 28 Feb 2007 (in EURm)	Number of bargains - order book trades only
KRKA	34,739	2,977	2,489
TELEKOM SLOVENIJE	10,684	2,286	908
GORENJE	10,620	364	1,073
PETROL	10,145	1,113	1,048
LUKA KOPER	10,007	440	1,179
Others	30,442	5,478	8,645
Total	106,637	12,658	15,342



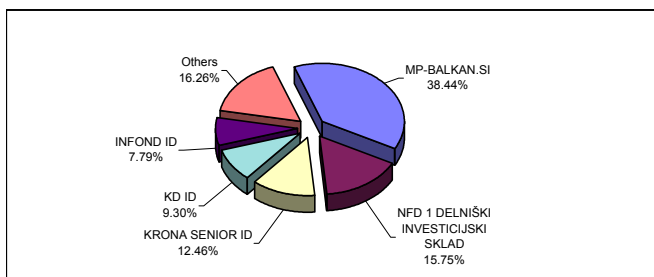
MOST TRADED BONDS

Issuer	Turnover (in 000 EUR) - order book trades only	Market capitalisation as of 28 Feb 2007 (in EURm)	Number of bargains - order book trades only
SLOVENSKA ODŠKODNINSKA DRUŽBA 2 nd ISSUE	3,987	628	292
ABANKA VIPA 11 th ISSUE	1,648	21	2
NLB 15 th ISSUE	881	57	5
REPUBLIKA SLOVENIJA 39 th ISSUE	375	39	336
REPUBLIKA SLOVENIJA 57 th ISSUE	303	398	8
Others	1,015	5,576	229
Total	8,208	6,719	872



MOST TRADED INVESTMENT FUNDS

INVESTMENT FUNDS	Turnover (in 000 EUR) - order book trades only	Market capitalisation as of 28 Feb 2007 (in EURm)	Number of bargains - order book trades only
MP-BALKAN.SI	6,322	26	1,261
NFD 1 DELNIŠKI INVESTICIJSKI SKLAD	2,590	323	732
KRONA SENIOR ID	2,050	68	234
KD ID	1,530	99	474
INFOND ID	1,281	96	424
Others	2,674	273	1,535
Total	16,447	884	4,660

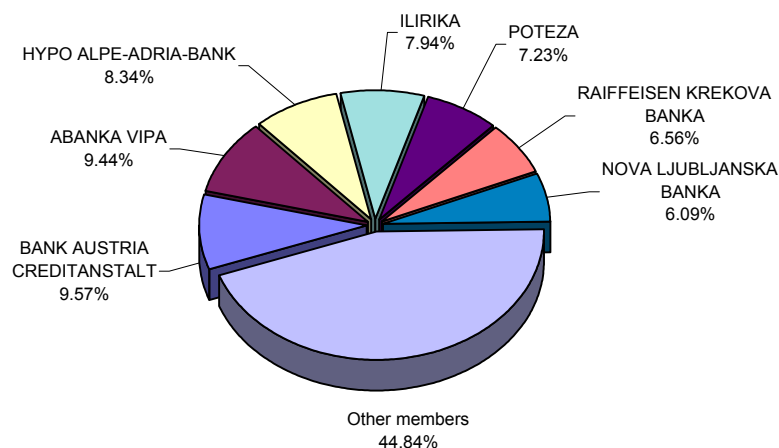


C5) TURNOVER BY LJSE MEMBERS

TURNOVER BY MEMBERS ON BTS IN FEBRUARY 2007

	Member	Official market (in EUR)	Semi-official market (in EUR)	Total (in EUR)	Share in turnover
1	BANK AUSTRIA CREDITANSTALT	24,252,775	872,168	25,124,943	9.57%
2	ABANKA VIPA	19,315,277	5,463,252	24,778,529	9.44%
3	HYPO ALPE-ADRIA-BANK	20,984,204	927,813	21,912,017	8.34%
4	ILIRIKA	18,588,272	2,260,781	20,849,053	7.94%
5	POTEZA	14,889,504	4,082,683	18,972,187	7.23%
6	RAIFFEISEN KREKOVA BANKA	16,675,538	540,093	17,215,631	6.56%
7	NOVA LJUBLJANSKA BANKA	13,445,561	2,535,084	15,980,645	6.09%
8	MP BPH	13,010,459	1,902,197	14,912,656	5.68%
9	GBD GORENJSKA BORZNO POSREDNIŠKA DRUŽBA	9,534,825	4,277,120	13,811,945	5.26%
10	SKB BANKA	13,007,889	295,951	13,303,840	5.07%
11	PERSPEKTIVA BPD	11,495,645	279,950	11,775,595	4.48%
12	ARGONOS BPH	8,229,602	3,130,590	11,360,192	4.33%
13	CERTIUS BPH	7,541,497	1,514,348	9,055,845	3.45%
14	NOVA KBM	3,248,369	3,581,232	6,829,601	2.60%
15	PROBANKA	5,237,567	1,460,121	6,697,688	2.55%
16	FACTOR BANKA	3,609,892	1,842,173	5,452,065	2.08%
17	DEŽELNA BANKA SLOVENIJE	3,994,570	835,853	4,830,423	1.84%
18	KD BPD	4,133,642	586,505	4,720,147	1.80%
19	PFCI	3,433,480	1,063,964	4,497,444	1.71%
20	PUBLIKUM	3,576,227	487,764	4,063,991	1.55%
21	VERITAS BH	1,765,987	1,092,466	2,858,453	1.09%
22	BANKA KOPER	1,617,474	81,041	1,698,515	0.65%
23	MOJA DELNICA BPH	1,018,280	654,385	1,672,665	0.64%
24	GORENJSKA BANKA	146,060	64,837	210,897	0.08%
	TOTAL	222,752,596	39,832,371	262,584,967	100.00%

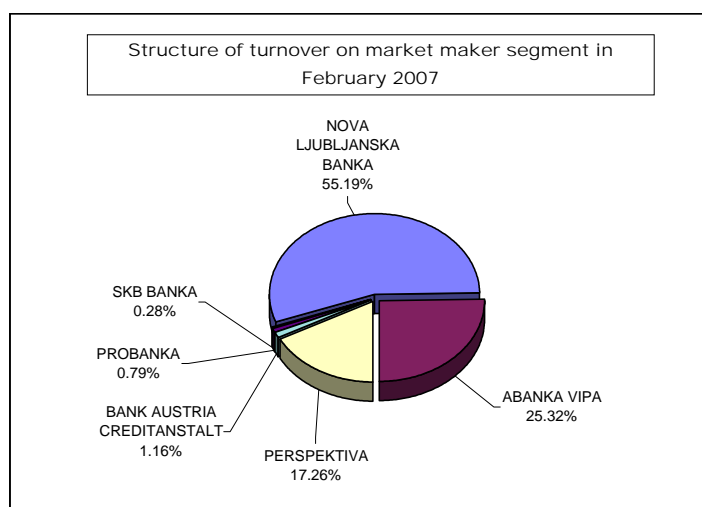
Structure of turnover by members on BTS in February 2007



TURNOVER ON MARKET MAKERS SEGMENT* IN
FEBRUARY 2007

	Market maker	Turnover on market maker segment	Share in turnover
1	NOVA LJUBLJANSKA BANKA	77,497,641	55.19%
2	ABANKA VIPA	35,554,802	25.32%
3	PERSPEKTIVA	24,239,833	17.26%
4	BANK AUSTRIA CREDITANSTALT	1,634,147	1.16%
5	PROBANKA	1,112,724	0.79%
6	SKB BANKA	387,529	0.28%
	TOTAL	140,426,676	100.00%

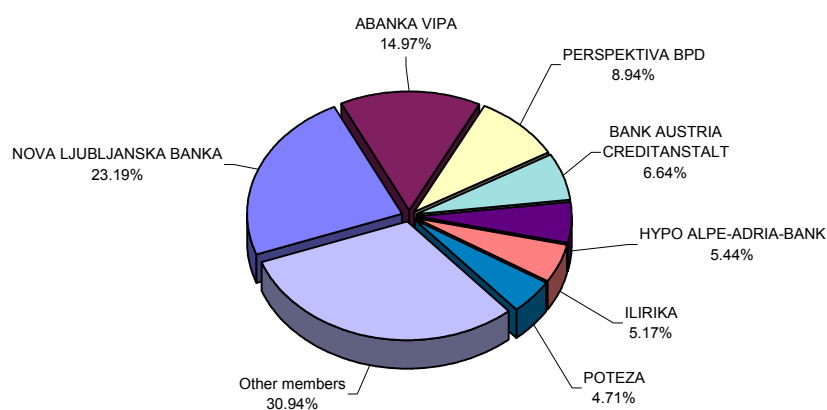
*special segment for trading in securities issued by Republic of Slovenia.



TOTAL TURNOVER BY MEMBERS (BLOCK TRADES EXCLUDED)
IN FEBRUARY 2007

Member	Turnover with equity securities via BTS	Turnover with debt securities via BTS	Turnover with debt securities on market maker segment	Total (in EUR)	Share in total turnover
1 NOVA LJUBLJANSKA BANKA	13,749,521	2,231,124	77,497,641	93,478,286	23.19%
2 ABANKA VIPA	23,717,368	1,061,161	35,554,802	60,333,331	14.97%
3 PERSPEKTIVA BPD	11,766,285	9,311	24,239,833	36,015,429	8.94%
4 BANK AUSTRIA CREDITANSTALT	25,000,970	123,974	1,634,147	26,759,091	6.64%
5 HYPO ALPE-ADRIA-BANK	19,513,518	2,398,500		21,912,018	5.44%
6 ILIRIKA	15,099,977	5,749,076		20,849,053	5.17%
7 POTEZA	18,088,267	883,920		18,972,187	4.71%
8 RAIFFEISEN KREKOVA BANKA	16,770,214	445,418		17,215,632	4.27%
9 MP BPH	6,483,371	8,429,286		14,912,657	3.70%
10 GBD GORENJSKA BORZNO POSREDNIŠKA DRUŽBA	12,812,475	999,469		13,811,944	3.43%
11 SKB BANKA	13,055,178	248,661	387,529	13,691,368	3.40%
12 ARGONOS BPH	10,960,727	399,466		11,360,193	2.82%
13 CERTIUS BPH	7,707,813	1,348,032		9,055,845	2.25%
14 PROBANKA	6,432,612	265,076	1,112,724	7,810,412	1.94%
15 NOVA KBM	4,259,933	2,569,668		6,829,601	1.69%
16 FACTOR BANKA	4,163,286	1,288,779		5,452,065	1.35%
17 DEŽELNA BANKA SLOVENIJE	4,539,042	291,381		4,830,423	1.20%
18 KD BPD	4,334,443	385,704		4,720,147	1.17%
19 PFCI	4,231,451	265,993		4,497,444	1.12%
20 PUBLIKUM	3,980,296	83,695		4,063,991	1.01%
21 VERITAS BH	1,898,329	960,125		2,858,454	0.71%
22 BANKA KOOPER	1,647,616	50,899		1,698,515	0.42%
23 MOJA DELNICA BPH	1,606,027	66,637		1,672,664	0.42%
24 GORENJSKA BANKA	198,978	11,919		210,897	0.05%
TOTAL	232,017,697	30,567,274	140,426,676	403,011,647	100.00%

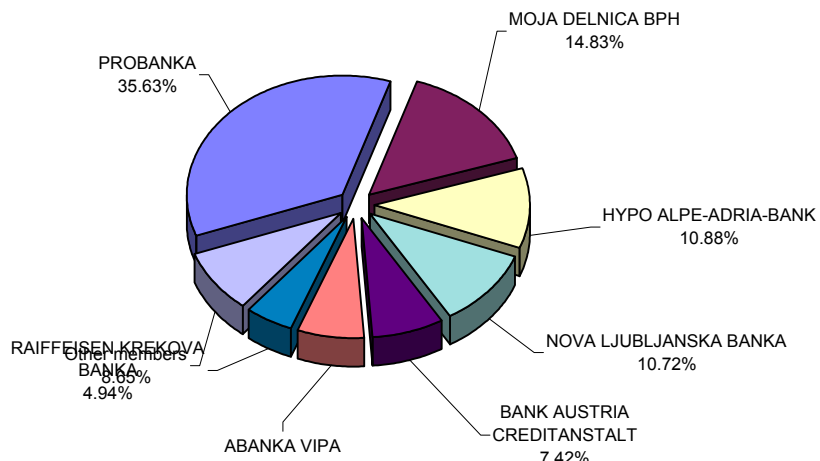
Structure of total turnover by members (block trades excluded) in February 2007



TURNOVER BY MEMBERS WITH BLOCK TRADES IN FEBRUARY 2007

	Member	Official market (in EUR)	Semi-official market (in EUR)	Total (in EUR)	Share in turnover
1	PROBANKA	90,738,250	1,656,000	92,394,250	35.63%
2	MOJA DELNICA BPH	38,460,108		38,460,108	14.83%
3	HYPO ALPE-ADRIA-BANK	22,843,887	5,363,092	28,206,979	10.88%
4	NOVA LJUBLJANSKA BANKA	26,622,828	1,183,242	27,806,070	10.72%
5	BANK AUSTRIA CREDITANSTALT	19,003,072	249,533	19,252,605	7.42%
6	ABANKA VIPA	17,721,351	249,533	17,970,884	6.93%
7	RAIFFEISEN KREKOVA BANKA	12,805,870		12,805,870	4.94%
8	FACTOR BANKA	5,093,009	4,025,328	9,118,337	3.52%
9	DEŽELNA BANKA SLOVENIJE		4,750,473	4,750,473	1.83%
10	ILIRIKA	3,636,253		3,636,253	1.40%
11	SKB BANKA	2,159,260	973,454	3,132,714	1.21%
12	KD BPD	1,294,654		1,294,654	0.50%
13	PUBLIKUM	290,231		290,231	0.11%
14	GBD GORENJSKA BORZNO POSREDNIŠKA DRUŽBA	199,812		199,812	0.08%
	TOTAL	240,868,585	18,450,655	259,319,240	100.00%

Structure of turnover by members with block trades in February 2007



C6) TURNOVER IN YEARS 2006 AND 2007

MONTHLY TURNOVER ON OFFICIAL AND SEMI-OFFICIAL MARKET

Year	Number of trading days	Turnover - block trades excluded (in EUR)		average	Number of bargains - block trades excluded	
		per year	average per day	per bargain	per year	average per day
Year 2006						
February	19	55,681,198	2,930,589	2,482	22,438	1,181
March	23	67,499,161	2,934,746	2,819	23,948	1,041
April	18	99,952,051	5,552,892	4,556	21,940	1,219
May	21	88,742,286	4,225,823	4,048	21,920	1,044
June	22	75,254,578	3,420,663	4,526	16,629	756
July	21	68,629,601	3,268,076	4,621	14,851	707
August	22	86,051,714	3,911,442	5,174	16,630	756
September	21	89,454,843	4,259,754	5,116	17,487	833
October	21	117,848,170	5,611,818	6,334	18,606	886
November	21	85,857,249	4,088,440	5,203	16,502	786
December	17	103,636,534	6,096,267	5,087	20,371	1,198
TOTAL	247	996,477,198			228,941	
Average 2006	21	83,039,767	4,034,321	4,353	19,078	927
Year 2007						
January	21	182,087,339	8,670,826	7,491	24,307	1,157
February	19	131,292,486	6,910,131	6,290	20,874	1,099
TOTAL	40	313,379,825			45,181	
Average 2007	20	156,689,913	7,790,478	6,890	22,591	1,128

TURNOVER BY SECURITIES ON ALL MARKETS OF LJUBLJANA STOCK EXCHANGE IN YEARS 1998 - 2007

Total turnover and number of bargains

Year	Number of trading days	Turnover - block trades excluded (in EUR)		average	Number of bargains - block trades excluded	
		per year	average per day	per bargain	per year	average per day
2007	40	313,379,825	7,834,496	6,936	45,181	1,130
2006	247	996,477,198	4,034,321	4,353	228,941	927
2005	250	579,204,722	2,316,819	2,263	255,908	1,024
2004	255	837,861,029	3,285,730	2,382	351,760	1,379
2003	249	700,844,661	2,814,637	2,058	340,582	1,368
2002	247	1,156,611,591	4,682,638	2,563	451,250	1,827
2001	247	707,615,828	2,864,841	2,221	318,645	1,290
2000	249	1,174,224,149	4,715,760	2,971	395,284	1,587
1999	254	1,397,785,135	5,503,091	3,134	445,966	1,756
1998	252	2,259,292,124	8,965,445	9,531	237,049	941

MONTHLY TURNOVER ON MARKET MAKER SEGMENT*

Year 2006	Number of	Turnover (in EUR)		average	Number of bargains	
Month	trading days	per month	average per day	per bargain	per month	average per day
February	19	131,993,748	6,947,039	1,269,171	104	5
March	23	286,374,063	12,451,046	1,824,039	157	7
April	18	188,192,706	10,455,150	1,530,022	123	7
May	21	244,806,073	11,657,432	1,723,986	142	7
June	22	223,829,777	10,174,081	2,131,712	105	5
July	21	173,800,148	8,276,198	1,287,409	135	6
August	22	110,511,915	5,023,269	1,072,931	103	5
September	21	85,815,796	4,086,466	1,320,243	65	3
October	21	68,437,479	3,258,928	937,500	73	3
November	21	66,707,548	3,176,550	1,010,720	66	3
December	17	36,736,164	2,160,951	720,317	51	3
TOTAL	247	1,765,706,487			1,264	
Average 2006	21	147,142,207	7,148,609	1,396,920	105	5
Year 2007						
January	21	17,424,028	829,716	757,566	23	1
February	19	70,213,338	3,695,439	1,080,205	65	3
TOTAL	40	87,637,366			88	
Average 2007	20	43,818,683	2,262,577	918,886	44	2

*special segment for trading in securities issued by Republic of Slovenia.

MONTHLY TURNOVER WITH BLOCK TRADES

Year 2006	Number of	Turnover (in SIT)		average	Number of bargains	
Month	trading days	per month	average per day	per bargain	per month	average per day
February	19	48,006,446	2,526,655	615,467	78	4
March	23	116,687,785	5,073,382	897,598	130	6
April	18	82,961,544	4,608,975	669,045	124	7
May	21	76,882,897	3,661,090	668,547	115	5
June	22	48,484,285	2,203,831	489,740	99	5
July	21	90,623,360	4,315,398	1,192,413	76	4
August	22	50,532,836	2,296,947	574,237	88	4
September	21	61,280,630	2,918,125	600,790	102	5
October	21	75,892,145	3,613,912	592,907	128	6
November	21	52,633,555	2,506,360	469,942	112	5
December	17	68,465,677	4,027,393	575,342	119	7
TOTAL	247	813,987,562			1,274	
Average 2006	21	67,832,297	3,295,496	638,923	106	5
Year 2007						
January	21	116,670,319	5,555,729	777,802	150	7
February	19	129,659,619	6,824,190	1,394,189	93	5
TOTAL	40	246,329,938			243	
Average 2007	20	123,164,969	6,189,960	1,085,996	122	6

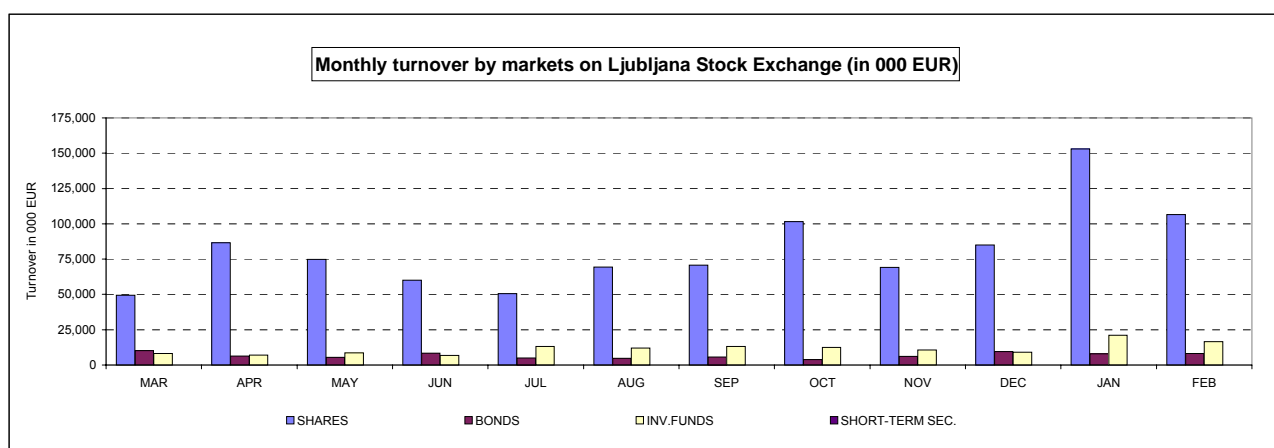
STRUCTURE OF TURNOVER

MONTHLY TURNOVER (BLOCK AND TUVL TRADES EXCLUDED) BY MARKETS ON LJUBLJANA STOCK EXCHANGE (in EUR)

YEAR 2006	OFFICIAL MARKET			SEMI-OFFICIAL MARKET			INVESTMENT COMPANIES	SHORT-TERM SECURITIES	TOTAL	INDEX $\frac{t}{(t-1)}$
	SHARES	BONDS	MUTUAL FUNDS	SHARES	BONDS					
February	34,957,129	2,390,272	0	5,397,316	5,517,164	7,419,317	0	55,681,198	96	
March	39,837,968	2,592,352	0	9,485,514	7,508,059	8,075,269	0	67,499,162	121	
April	79,115,209	1,423,307	0	7,502,536	4,933,819	6,977,179	0	99,952,050	148	
May	68,680,404	1,592,241	0	6,049,576	3,859,680	8,560,384	0	88,742,285	89	
June	55,599,123	2,447,647	6,401	4,361,813	6,023,035	6,816,559	0	75,254,578	85	
July	45,133,270	1,023,502	2,252	5,333,720	3,889,034	13,247,824	0	68,629,602	91	
August	60,223,528	1,050,717	12,171	9,037,747	3,662,241	12,065,310	0	86,051,714	125	
September	63,126,225	1,115,959	22,539	7,489,699	4,643,784	13,056,637	0	89,454,843	104	
October	95,078,783	1,149,060	152,345	6,424,605	2,787,385	12,255,990	0	117,848,170	132	
November	62,386,599	1,940,607	420,224	6,652,746	4,152,462	10,279,887	24,724	85,857,249	73	
December	78,814,431	3,897,618	2,203,287	6,169,905	5,657,181	6,894,112	0	103,636,534	121	
Total 2006	682,952,669	20,623,282	2,819,219	73,905,177	52,633,846	105,648,468	24,724	938,607,385		
YEAR 2007										
January	144,604,991	1,959,442	5,541,576	8,317,737	6,038,547	15,625,046	0	182,087,339	176	
February	100,156,524	4,143,992	7,075,783	6,480,767	4,063,859	9,371,561	0	131,292,486	72	
Total 2007	244,761,515	6,103,434	12,617,359	14,798,504	10,102,406	24,996,607	0	313,379,825		

MONTHLY TURNOVER (BLOCK AND TUVL TRADES EXCLUDED) BY SECURITIES ON LJUBLJANA STOCK EXCHANGE (in EUR)

YEAR 2006	SHARES	BONDS	INVESTMENT FUNDS	SHORT-TERM SECURITIES	TOTAL	INDEX $\frac{t}{(t-1)}$
February	40,354,445	7,907,436	7,419,317	0	55,681,198	96
March	49,323,482	10,100,411	8,075,269	0	67,499,162	121
April	86,617,745	6,357,126	6,977,179	0	99,952,050	148
May	74,729,980	5,451,921	8,560,384	0	88,742,285	89
June	59,960,936	8,470,682	6,822,960	0	75,254,578	85
July	50,466,990	4,912,536	13,250,076	0	68,629,602	91
August	69,261,275	4,712,958	12,077,481	0	86,051,714	125
September	70,615,924	5,759,743	13,079,176	0	89,454,843	104
October	101,503,388	3,936,447	12,408,335	0	117,848,170	132
November	69,039,345	6,093,069	10,700,111	24,724	85,857,249	73
December	84,984,336	9,554,799	9,097,399	0	103,636,534	121
Total 2006	801,218,542	81,005,102	114,228,830	24,724	996,477,198	
YEAR 2007						
January	152,922,728	7,997,989	21,166,622	0	182,087,339	176
February	106,637,291	8,207,851	16,447,344	0	131,292,486	72
Total 2007	259,560,019	16,205,840	37,613,966	0	313,379,825	



D) MARKET CAPITALISATION

MARKET CAPITALISATION - OFFICIAL MARKET (in EUR)

	28 Feb 2006	31 Dec 2006	31 Jan 2007	28 Feb 2007	Index 28 Feb 2007 / 31 Jan 2007	Index 28 Feb 2007 / 31 Dec 2006	Index 28 Feb 2007 / 28 Feb 2006	Share
SHARES	5,151,041,595	9,795,931,723	11,179,581,619	10,776,521,088	96	110	209	64.88%
PRIME MARKET SHARES	3,595,378,984	5,999,369,426	6,920,807,987	6,501,217,582	94	108	181	39.14%
OTHER SHARES	1,555,662,611	3,796,562,297	4,258,773,632	4,275,303,506	100	113	275	25.74%
Banks	10,750,792	11,572,562	10,765,705	11,938,561	111	103	111	0.11%
Companies	5,140,290,803	9,784,359,161	11,168,815,914	10,764,582,527	96	110	209	99.89%
BONDS	4,954,335,920	5,618,997,132	5,581,609,069	5,703,555,684	102	102	115	34.34%
State	4,278,819,687	4,728,650,204	4,668,288,341	4,787,013,843	103	101	112	83.93%
Banks	623,410,289	843,487,927	869,170,626	872,394,227	100	103	140	15.30%
Companies	52,105,964	46,859,001	44,150,103	44,147,614	100	94	85	0.77%
MUTUAL FUNDS	-	113,429,952	123,219,297	129,994,667	105	115	-	0.78%
TOTAL	10,105,377,515	15,528,358,807	16,884,409,985	16,610,071,438	98	107	164	99.22%

MARKET CAPITALISATION - SEMI-OFFICIAL MARKET (in EUR)

	28 Feb 2006	31 Dec 2006	31 Jan 2007	28 Feb 2007	Index 28 Feb 2007 / 31 Jan 2007	Index 28 Feb 2007 / 31 Dec 2006	Index 28 Feb 2007 / 28 Feb 2006	Share
SHARES	1,622,231,020	1,717,147,870	1,915,604,452	1,881,346,575	98	110	116	51.53%
Companies	1,622,231,020	1,717,147,870	1,915,604,452	1,881,346,575	98	110	116	100.00%
BONDS	1,208,922,799	1,012,584,689	1,019,152,609	1,015,481,909	100	100	84	27.81%
State	605,947,116	621,929,917	631,844,838	628,283,787	99	101	104	61.87%
Banks	268,437,226	64,253,504	155,444,058	64,137,708	41	100	24	6.32%
Companies	301,928,457	293,796,004	199,253,713	290,450,414	146	99	96	28.60%
Insurance companies	32,610,000	32,605,264	32,610,000	32,610,000	100	100	100	3.21%
INVESTMENT COMPANIES	588,706,693	693,421,040	781,554,131	754,449,491	97	109	128	20.66%
TOTAL *	3,419,860,512	3,423,153,599	3,716,311,192	3,651,277,975	98	107	107	100.00%

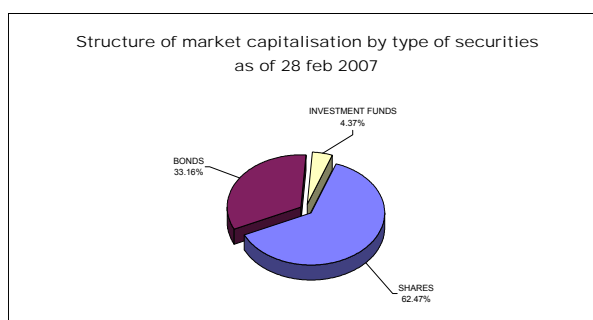
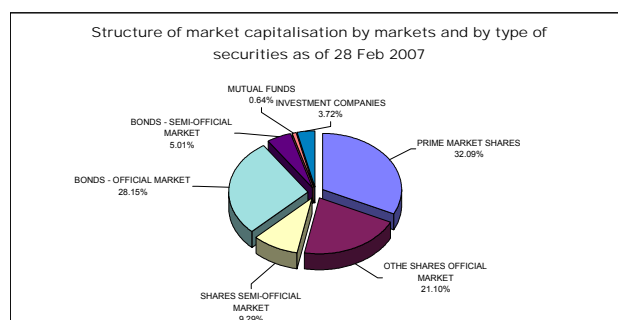
TOTAL SHARES	6,773,272,615	11,513,079,593	13,095,186,071	12,657,867,662	97	110	187	-
---------------------	---------------	----------------	----------------	----------------	----	-----	-----	---

TOTAL BONDS	6,163,258,720	6,631,581,821	6,600,761,678	6,719,037,593	102	101	109	-
--------------------	---------------	---------------	---------------	---------------	-----	-----	-----	---

INVESTMENT FUNDS	588,706,693	806,850,991	904,773,428	884,444,157	98	110	150	-
-------------------------	-------------	-------------	-------------	-------------	----	-----	-----	---

On 31 Jan 2007, the total market capitalisation of all shares traded, without investment funds, on the Ljubljana Stock Exchange corresponded to 46.3 % of GDP in 2005 - SIT 6,558 billion (at current prices; as reported by the Statistical Office of the Republic of Slovenia).

1EUR=1,875 USD as of 28 Feb 2006 | 1EUR=1,3170 USD as of 31 Dec 2006 | 1EUR=1,2954 USD as of 31 Jan 2007 | 1EUR=1,3211 USD as of 28 Feb 2007



D1) MARKET CAPITALISATION OF SHARES - OFFICIAL MARKET

Issue	Number of shares traded	Number of issued shares	Share of traded shares	Price as of 28 Feb 2007	Market capitalisation as of 28 Feb 2007 (in EUR)	Market capitalisation as of 28 Feb 2007 (in USD)
Common shares	-	-	-	-	10,764,582,527	14,221,089,976
PRIME MARKET SHARES					6,501,217,582	8,588,758,547
1 KRKA	3,542,612	3,542,612	100.00%	840.31 EUR	2,976,892,290	3,932,772,404
2 PETROL	2,086,301	2,086,301	100.00%	533.33 EUR	1,112,686,912	1,469,970,680
3 MERCATOR	3,765,361	3,765,361	100.00%	230.57 EUR	868,179,286	1,146,951,654
4 LUKA KOPER	7,140,000	7,140,000	100.00%	61.67 EUR	440,323,800	581,711,772
5 GORENJE	12,200,000	12,200,000	100.00%	29.80 EUR	363,560,000	480,299,116
6 MERKUR	1,312,585	1,312,585	100.00%	223.94 EUR	293,940,285	388,324,510
7 DROGA KOLINSKA	14,382,915	14,382,915	100.00%	16.16 EUR	232,427,906	307,060,507
8 INTEREUROPA	7,902,413	7,902,413	100.00%	26.98 EUR	213,207,103	281,667,903
OTHER SHARES					4,263,364,945	5,632,331,429
1 TELEKOM SLOVENIJE	6,535,478	6,535,478	100.00%	349.84 EUR	2,286,371,624	3,020,525,552
2 SAVA	2,006,987	2,006,987	100.00%	238.29 EUR	478,244,932	631,809,380
3 PIVOVARNA LAŠKO	8,578,391	8,578,391	100.00%	43.72 EUR	375,047,255	495,474,928
4 ISTRABENZ	5,180,000	5,180,000	100.00%	49.22 EUR	254,959,600	336,827,128
5 ACH	2,886,877	2,886,877	100.00%	48.10 EUR	138,858,784	183,446,339
6 TERME ČATEŽ	597,916	597,916	100.00%	209.78 EUR	125,430,818	165,706,654
7 AERODROM LJUBLJANA	1,936,229	1,936,229	100.00%	62.49 EUR	120,994,950	159,846,429
8 SALUS, LJUBLJANA	134,980	134,980	100.00%	755.00 EUR	101,909,900	134,633,169
9 ISKRA AVTOELEKTRIKA	1,608,313	1,608,313	100.00%	57.02 EUR	91,706,007	121,152,806
10 DELO	667,464	667,464	100.00%	124.90 EUR	83,366,254	110,135,158
11 ŽITO	355,792	355,792	100.00%	213.00 EUR	75,783,696	100,117,841
12 ETOL	254,619	254,619	100.00%	221.24 EUR	56,331,908	74,420,083
13 COMET	1,700,688	1,700,688	100.00%	11.00 EUR	18,707,568	24,714,568
14 MLINOTEST	2,389,177	2,389,177	100.00%	7.60 EUR	18,157,745	23,988,197
15 DELO PRODAJA	593,549	593,549	100.00%	23.99 EUR	14,239,241	18,811,461
16 EMONA OBALA	1,741,456	1,741,456	100.00%	7.30 EUR	12,712,629	16,794,654
17 KOMPAS MTS	594,508	594,508	100.00%	7.00 EUR	4,161,556	5,497,832
18 GEODETSKI ZAVOD SLOVENIJE	379,820	379,820	100.00%	9.50 EUR	3,608,290	4,766,912
19 NIKA	189,876	189,876	100.00%	14.60 EUR	2,772,190	3,662,340
Preferred shares	-	-	-	-	11,938,561	15,772,032
1 PROBANKA	396,235	400,000	99.06%	30.13 EUR	11,938,561	15,772,032
TOTAL SHARES	-	-	-	-	10,776,521,088	14,236,862,009

EXCHANGE RATES	1 EUR	1.3211 USD as of 28 Feb 2007
-----------------------	-------	------------------------------

MARKET CAPITALISATION OF SHARES - SEMI-OFFICIAL MARKET

Issue	Number of shares traded	Number of issued shares	Share of traded shares	Price as of 28 Feb 2007	Market capitalisation as of 28 Feb 2007 (in EUR)	Market capitalisation as of 28 Feb 2007 (in USD)
Common shares	-	-	-	-	1,864,430,466	2,463,099,089
1 HELIOS, DOMŽALE	219,861	219,861	100.00%	1,232.62 EUR	271,005,066	358,024,792
2 ZVON ENA HOLDING	12,431,743	12,431,743	100.00%	11.93 EUR	148,310,694	195,933,258
3 KD HOLDING	2,675,640	2,675,640	100.00%	52.77 EUR	141,193,523	186,530,763
4 LESNINA	76,495	76,495	100.00%	1,751.61 EUR	133,989,407	177,013,406
5 NFD HOLDING	33,159,997	33,159,997	100.00%	3.78 EUR	125,344,789	165,593,000
6 CINKARNA CELJE	814,626	814,626	100.00%	135.00 EUR	109,974,510	145,287,325
7 KD GROUP	186,436	186,436	100.00%	500.50 EUR	93,311,218	123,273,450
8 JUTEKS	641,432	641,432	100.00%	119.91 EUR	76,914,111	101,611,232
9 INFOND HOLDING	16,833,414	16,833,414	100.00%	4.02 EUR	67,670,324	89,399,265
10 BELINKA	2,552,270	2,552,270	100.00%	25.00 EUR	63,806,750	84,295,097
11 AKTIVA NALOŽBE	13,591,508	13,591,508	100.00%	3.96 EUR	53,822,372	71,104,735
12 DZS	1,437,618	1,437,618	100.00%	28.00 EUR	40,253,304	53,178,640
13 ZVON DVA HOLDING	14,120,934	14,120,934	100.00%	2.30 EUR	32,478,148	42,906,882
14 MARINA PORTOROŽ	313,932	313,932	100.00%	99.70 EUR	31,299,020	41,349,136
15 VIPA HOLDING	7,347,565	7,347,565	100.00%	3.76 EUR	27,626,844	36,497,824
16 MAKSIMA HOLDING	6,399,850	6,399,850	100.00%	4.20 EUR	26,879,370	35,510,336
17 TRIGLAV NALOŽBE	13,182,366	13,182,366	100.00%	1.90 EUR	25,046,495	33,088,925
18 ETRA 33	45,423	45,423	100.00%	452.00 EUR	20,531,196	27,123,763
19 GRAND HOTEL UNION	1,814,613	1,814,613	100.00%	11.01 EUR	19,978,889	26,394,110
20 ZLATA MONETA II	8,232,861	8,232,861	100.00%	2.28 EUR	18,770,923	24,798,266
21 MAKSIMA INVEST	7,451,949	7,451,949	100.00%	2.33 EUR	17,363,041	22,938,314
22 TOSAMA	295,670	295,670	100.00%	56.00 EUR	16,557,520	21,874,140
23 CETIS	200,000	200,000	100.00%	82.00 EUR	16,400,000	21,666,040
24 GORENJSKI TISK	963,349	963,349	100.00%	16.70 EUR	16,087,928	21,253,762
25 JATA EMONA	3,197,534	3,197,534	100.00%	5.03 EUR	16,083,596	21,248,039
26 LIP BLEĐ	1,942,454	1,942,454	100.00%	8.00 EUR	15,539,632	20,529,408
27 NAMA	953,795	953,795	100.00%	14.81 EUR	14,125,704	18,661,467
28 MEDVEŠEK PUŠNIK	80,000	80,000	100.00%	176.00 EUR	14,080,000	18,601,088
29 MITOL SEŽANA	687,627	687,627	100.00%	18.99 EUR	13,058,037	17,250,972
30 MERCATA	2,891,874	2,891,874	100.00%	4.50 EUR	13,013,433	17,192,046
31 SLOVENIJALES	273,377	273,604	99.92%	46.51 EUR	12,714,764	16,797,475
32 SWATY	288,940	288,940	100.00%	41.73 EUR	12,057,466	15,929,119
33 MELAMIN	349,913	349,913	100.00%	34.30 EUR	12,002,016	15,855,863
34 HRAM HOLDING	4,346,667	4,346,667	100.00%	2.50 EUR	10,866,668	14,355,954
35 PLAMA - PUR	686,798	686,798	100.00%	14.00 EUR	9,615,172	12,702,604
36 CENTER NALOŽBE	3,777,004	3,777,004	100.00%	2.21 EUR	8,347,179	11,027,458
37 MODRA LINIJA HOLDING	2,192,411	2,192,411	100.00%	3.80 EUR	8,331,162	11,006,298
38 MIP	1,478,742	1,478,742	100.00%	5.50 EUR	8,133,081	10,744,613
39 TOVARNA SLADKORJA ORMOŽ	497,163	497,163	100.00%	16.00 EUR	7,954,608	10,508,833
40 NIKO	35,875	35,875	100.00%	214.80 EUR	7,705,950	10,180,331
41 VIZIJA HOLDING	2,277,503	2,277,503	100.00%	2.95 EUR	6,718,634	8,875,987
42 VIZIJA HOLDING ENA	2,129,725	2,129,725	100.00%	2.80 EUR	5,963,230	7,878,023
43 M1	2,681,638	2,681,638	100.00%	2.22 EUR	5,953,236	7,864,821
44 ALPOS	144,913	144,913	100.00%	41.00 EUR	5,941,433	7,849,227
45 ALPETOUR POTOVALNA AGENCIJA	374,340	385,831	97.02%	13.51 EUR	5,057,333	6,681,243
46 RTC KRVAVEC	1,155,734	1,155,734	100.00%	4.24 EUR	4,900,312	6,473,802
47 GEA	1,254,960	1,254,960	100.00%	3.35 EUR	4,204,116	5,554,058
48 FOND INVEST	595,241	595,241	100.00%	7.00 EUR	4,166,687	5,504,610
49 JAVOR PIVKA	1,194,700	1,194,700	100.00%	3.30 EUR	3,942,510	5,208,450
50 ŽELEZARNA RAVNE - MONTER DRAVOGRAD	336,225	336,225	100.00%	10.50 EUR	3,530,363	4,663,962
51 TERME DOBRNA	692,542	692,542	100.00%	5.00 EUR	3,462,710	4,574,586
52 GORIŠKE OPEKARNE	523,634	523,634	100.00%	6.26 EUR	3,277,949	4,330,498

Issue	Number of shares traded	Number of issued shares	Share of traded shares	Price as of 28 Feb 2007	Market capitalisation as of 28 Feb 2007 (in EUR)	Market capitalisation as of 28 Feb 2007 (in USD)
53 HIDROTEHNIK	384,472	384,472	100.00%	8.35 EUR	3,210,341	4,241,182
54 TRDNJAVA HOLDING	2,593,123	2,593,123	100.00%	1.20 EUR	3,111,748	4,110,930
55 KOŠAKI TMI	43,236	43,236	100.00%	66.77 EUR	2,886,868	3,813,841
56 KRONA HOLDING	1,287,121	1,287,121	100.00%	2.20 EUR	2,831,666	3,740,914
57 INTERTRADE ITA	69,531	69,531	100.00%	40.49 EUR	2,815,310	3,719,306
58 JADRAN	165,302	165,302	100.00%	17.00 EUR	2,810,134	3,712,468
59 ELMO	708,000	708,000	100.00%	3.00 EUR	2,124,000	2,806,016
60 INLES	712,410	712,410	100.00%	2.60 EUR	1,852,266	2,447,029
61 TRDNJAVA I HOLDING	891,750	891,750	100.00%	1.40 EUR	1,248,450	1,649,327
62 VELANA	1,409,645	1,409,645	100.00%	0.840 EUR	1,184,102	1,564,317
63 MKT PRINT	103,954	103,954	100.00%	10.22 EUR	1,062,410	1,403,550
64 TEKSTINA	1,127,293	1,127,293	100.00%	0.850 EUR	958,199	1,265,877
65 ZDRAVILIŠČE ROGAŠKA	900,462	961,898	93.61%	1.00 EUR	900,462	1,189,600
66 LIZ INŽENIRING	123,846	123,846	100.00%	6.27 EUR	776,514	1,025,853
67 GEA COLLEGE	248,200	248,200	100.00%	2.50 EUR	620,500	819,743
68 SUJAJ HRASTNIK	26,880	26,880	100.00%	16.69 EUR	448,627	592,681
69 JELEN GOSTINSKO PODJETJE	67,798	67,798	100.00%	3.34 EUR	226,445	299,157
Preferred shares	-	-	-	-	16,916,109	22,347,871
1 KD HOLDING	266,413	266,413	100.00%	34.21 EUR	9,113,989	12,040,491
2 PRVA POKOJNINSKA DRUŽBA	170,000	170,000	100.00%	45.07 EUR	7,661,900	10,122,136
3 ZDRAVILIŠČE ROGAŠKA	27,988	30,000	93.29%	5.01 EUR	140,220	185,244
TOTAL SHARES					1,881,346,575	2,485,446,960

EXCHANGE RATES 1 EUR= 1.3211 USD as of 28 Feb 2007

D2) MARKET CAPITALISATION OF BONDS - OFFICIAL MARKET

Issue	Number of issued bonds	Price as of 28 Feb 2007	Principal amt. as of 28 Feb 2007	Currency of denomination	Market capitalisation as of 28 Feb 2007 (in EUR)	Market capitalisation as of 28 Feb 2007 (in USD)
1 REPUBLIKA SLOVENIJA 59 th ISSUE	25.553.128	99.31	41.73	EUR	1,058,974,340	1,399,011,001
2 REPUBLIKA SLOVENIJA 60 th ISSUE	13,000,000	98.70	41.73	EUR	535,437,630	707,366,653
3 REPUBLIKA SLOVENIJA 61 st ISSUE	12,999,999	97.40	41.73	EUR	528,385,219	698,049,713
4 REPUBLIKA SLOVENIJA 62 nd ISSUE	11,800,000	96.00	41.73	EUR	472,717,440	624,507,010
5 REPUBLIKA SLOVENIJA 58 th ISSUE	9,933,000	99.50	41.73	EUR	412,431,570	544,863,347
6 REPUBLIKA SLOVENIJA 57 th ISSUE	9,000,000	105.99	41.73	EUR	398,066,643	525,885,842
7 REPUBLIKA SLOVENIJA 56 th ISSUE	5,000,000	101.40	41.73	EUR	211,571,100	279,506,580
8 REPUBLIKA SLOVENIJA 33 rd ISSUE	248.716	140.83	511.29	EUR	179,087,883	236,593,002
9 REPUBLIKA SLOVENIJA 52 nd ISSUE	4,000,000	100.54	41.73	EUR	167,821,368	221,708,809
10 REPUBLIKA SLOVENIJA 54 th ISSUE	3,000,000	112.99	41.73	EUR	141,452,181	186,872,476
11 REPUBLIKA SLOVENIJA 38 th ISSUE	1,000,000	109.80	100.00	EUR	109,800,000	145,056,780
12 REPUBLIKA SLOVENIJA 53 rd ISSUE	1,000,000	104.00	100.00	EUR	104,000,000	137,394,400
13 NLB 18 th ISSUE	150,000	100.00	417.29	EUR	62,593,500	82,692,273
14 REPUBLIKA SLOVENIJA 50 th ISSUE	612,818	101.00	100.00	EUR	61,894,618	81,768,980
15 REPUBLIKA SLOVENIJA 48 th ISSUE	600,000	102.20	100.00	EUR	61,320,000	81,009,852
16 REPUBLIKA SLOVENIJA 29 th ISSUE	550,000	104.60	100.00	EUR	57,530,000	76,002,883
17 NLB 15 th ISSUE	131,126	103.70	417.29	EUR	56,742,119	74,962,013
18 NLB 13 th ISSUE	117,335	112.20	417.29	EUR	54,936,174	72,576,180
19 REPUBLIKA SLOVENIJA 18 th ISSUE	500,000	104.50	100.00	EUR	52,250,000	69,027,475
20 REPUBLIKA SLOVENIJA 26 th ISSUE	500,000	100.90	100.00	EUR	50,450,000	66,649,495
21 NLB 10 th ISSUE	108,243	99.50	417.29	EUR	44,942,878	59,374,036
22 REPUBLIKA SLOVENIJA 23 rd ISSUE	400,000	107.30	100.00	EUR	42,920,000	56,701,612
23 NLB 17 th ISSUE	101,694	99.30	417.29	EUR	42,138,838	55,669,619
24 NLB 19 th ISSUE	100,000	96.70	417.29	EUR	40,351,943	53,308,952
25 REPUBLIKA SLOVENIJA 39 th ISSUE	23,543,824	99.07	1.67	EUR	38,952,527	51,460,183
26 POSLOVNI SISTEM MERCATOR	365,400	104.50	100.00	EUR	38,184,300	50,445,279
27 NLB 12 th ISSUE	80,000	103.00	417.29	EUR	34,384,696	45,425,622
28 NLB 16 th ISSUE	77,557	101.30	417.29	EUR	32,784,489	43,311,589
29 REPUBLIKA SLOVENIJA 49 th ISSUE	78,392	102.60	380.00	EUR	30,563,473	40,377,404
30 NLB 22 nd ISSUE	298,940		100.00	EUR	29,894,000	39,492,963
31 NOVA KBM 7 th ISSUE	70,000	101.70	417.29	EUR	29,706,875	39,245,753
32 NOVA KBM 8 th ISSUE	70,000	100.70	417.29	EUR	29,414,772	38,859,855
33 NLB 21 st ISSUE	69,500		417.29	EUR	29,001,655	38,314,086
34 NLB 11 th ISSUE	26,326	102.38	1,000.00	EUR	26,952,559	35,607,025
35 NOVA KBM 5 th ISSUE	60,000	103.10	417.29	EUR	25,813,559	34,102,293
36 REPUBLIKA SLOVENIJA 21 st ISSUE	861,688	95.00	30.25	EUR	24,762,759	32,714,081
37 NLB 20 th ISSUE	57,100		417.29	EUR	23,827,259	31,478,192
38 REPUBLIKA SLOVENIJA 32 nd ISSUE	238,655	97.01	100.00	EUR	23,151,922	30,586,004
39 ABANKA VIPA 10 th ISSUE	21,000	104.00	1,000.00	EUR	21,840,000	28,852,824
40 NOVA KBM 6 th ISSUE	50,000	101.30	417.29	EUR	21,135,739	27,922,424
41 BANKA CELJE 9 th ISSUE	50,000	100.90	417.29	EUR	21,052,281	27,812,168
42 ABANKA VIPA 11 th ISSUE	500,000	98.70	41.73	EUR	20,593,755	27,206,410
43 ABANKA VIPA 12 th ISSUE	500,000	98.70	41.73	EUR	20,593,755	27,206,410
44 ABANKA VIPA 7 th ISSUE	173,000	101.90	100.00	EUR	17,628,700	23,289,276
45 POŠTNA BANKA SLOVENIJE 7 th ISSUE	40,000	104.00	417.29	EUR	17,359,264	22,933,324
46 NLB 14 th ISSUE	17,000	100.00	1,000.00	EUR	17,000,000	22,458,700
47 NLB 8 th ISSUE	14,276	101.50	1,000.00	EUR	14,490,140	19,142,924
48 ABANKA 6 th ISSUE	135,000	103.00	100.00	EUR	13,905,000	18,369,896
49 REPUBLIKA SLOVENIJA 44 th ISSUE	296,493	110.90	41.73	EUR	13,721,272	18,127,173
50 BANKA CELJE 8 th ISSUE	125,000	102.48	100.00	EUR	12,810,000	16,923,291
51 PROBANKA 7 th ISSUE	120,000	102.95	100.00	EUR	12,354,000	16,320,869
52 ABANKA VIPA 9 th ISSUE	100,000	104.70	100.00	EUR	10,470,000	13,831,917
53 BANKA CELJE 7 th ISSUE	100,000	104.00	100.00	EUR	10,400,000	13,739,440
54 POŠTNA BANKA SLOVENIJE 5 th ISSUE	10,000	102.00	1,000.00	EUR	10,200,000	13,475,220
55 ABANKA VIPA 8 th ISSUE	100,000	101.90	100.00	EUR	10,190,000	13,462,009
56 BANKA CELJE 5 th ISSUE	100,000	101.80	100.00	EUR	10,180,000	13,448,798
57 BANKA CELJE 6 th ISSUE A SERIES	100,000	100.40	100.00	EUR	10,040,000	13,263,844
58 ABANKA 4 th ISSUE	100,000	100.00	100.00	EUR	10,000,000	13,211,000
59 POŠTNA BANKA SLOVENIJE 2 nd ISSUE	15,000	112.50	417.29	EUR	7,077,669	9,350,308
60 PROBANKA 6 th ISSUE	65,000	103.00	100.00	EUR	6,695,000	8,844,765
61 ABANKA VIPA 13 th ISSUE	50,970		100.00	EUR	5,097,000	6,733,647
62 STANOVANJSKI SKLAD RS 3 rd ISSUE	20,000	103.01	226.94	EUR	4,695,316	6,202,982
63 POŠTNA BANKA SLOVENIJE 6 th ISSUE	10,000	104.20	417.29	EUR	4,348,162	5,744,357
64 STANOVANJSKI SKLAD RS 2 nd ISSUE	20,000	103.70	176.00	EUR	3,725,671	4,921,984
65 HOTELI BERNARDIN	20,000	105.70	160.59	EUR	3,394,873	4,484,966
66 BTC 1 st ISSUE	340,000	103.20	7.32	EUR	2,568,442	3,393,168
67 STANOVANJSKI SKLAD RS 1 st ISSUE	70,965	102.99	18.21	EUR	1,330,912	1,758,267
68 PROBANKA 4 th ISSUE	50,000	100.30	22.21	EUR	1,113,832	1,471,483
69 BANKA VIPA 7 th ISSUE	10,000	104.99	100.00	EUR	1,049,900	1,387,023
70 BANKA VIPA 6 th ISSUE	10,000	103.60	75.00	EUR	777,000	1,026,495
71 BANKA VIPA 5 th ISSUE	10,000	101.30	37.50	EUR	379,875	501,853
72 BANKA VIPA 4 th ISSUE	8,000	100.00	15.98	EUR	127,840	168,889
TOTAL					5,703,555,684	7,534,967,414

EXCHANGE RATES 1 EUR= 1.3211 USD as of 28 Feb 2007

MARKET CAPITALISATION OF BONDS - SEMI-OFFICIAL MARKET

	Issue	Number of issued bonds	Price as of 28 Feb 2007	Principal amt. as of 28 Feb 2007	Currency of denomination	Market capitalisation as of 28 Feb 2007 (in EUR)	Market capitalisation as of 28 Feb 2007 (in USD)
1	SLOVENSKA ODŠKODNINSKA DRUŽBA 2 nd ISSUE	12,763,031	104.56	47.08	EUR	628,283,787	830,025,711
2	DARS 2 nd ISSUE	148,000		417.29	EUR	61,758,920	81,589,709
3	DARS	134,300	109.50	417.29	EUR	61,366,041	81,070,677
4	DARS 3 rd ISSUE	102,000	102.00	417.29	EUR	43,414,852	57,355,360
5	KD HOLDING 1 st ISSUE	400,000	102.50	100.00	EUR	41,000,000	54,165,100
6	KD HOLDING 2 th ISSUE	400,000	99.70	100.00	EUR	39,880,000	52,685,468
7	ZAVAROVALNICA TRIGLAV 1 st ISSUE	30,000	108.70	1,000.00	EUR	32,610,000	43,081,071
8	CIMOS 1 st ISSUE	200,000	108.69	100.00	EUR	21,738,000	28,718,072
9	FACTOR BANKA 11 th ISSUE	13,000	103.70	1,000.00	EUR	13,481,000	17,809,749
10	FACTOR BANKA 12 th ISSUE	2,500,000	99.00	4.17	EUR	10,320,750	13,634,743
11	POTEZA NALOŽBE	100,000	100.60	92.03	EUR	9,257,896	12,230,607
12	FACTOR BANKA 13 th ISSUE	1,757,900	97.00	4.17	EUR	7,110,530	9,393,721
13	DBS 4 th ISSUE	67,530		100.00	EUR	6,753,000	8,921,388
14	FACTOR BANKA 8 th ISSUE	6,300	101.10	1,000.00	EUR	6,369,300	8,414,482
15	FACTOR BANKA 9 th ISSUE	5,927	100.75	1,000.00	EUR	5,971,453	7,888,886
16	DEOS 1 st ISSUE	58,259	100.00	100.00	EUR	5,825,900	7,696,596
17	FMR	50,000	103.00	100.00	EUR	5,150,000	6,803,665
18	BANKA ZASAVJE 3 rd ISSUE	5,000	100.53	1,000.00	EUR	5,026,500	6,640,509
19	FACTOR BANKA 10 th ISSUE	1,184	100.20	4,172.93	EUR	4,950,631	6,540,278
20	FACTOR BANKA 6 th ISSUE	10,000	99.00	419.65	EUR	4,154,545	5,488,569
21	SIP STROJNA INDUSTRIJA 1 st ISSUE B SERIES	17,250		61.38	EUR	1,058,805	1,398,787
	TOTAL					1,015,481,909	1,341,553,150

EXCHANGE RATES	1 EUR=	1.3211	USD as of 28 Feb 2007
----------------	--------	--------	-----------------------

D3) MARKET CAPITALISATION OF INVESTMENT FUNDS

MARKET CAPITALISATION OF MUTUAL FUNDS

	Mutual fund	Number of coupons traded	Price as of 28 Feb 2007	Market capitalisation as of 28 Feb 2007 (in EUR)	Market capitalisation as of 28 Feb 2007 (in USD)
1	PROBANKA GLOBALNI NALOŽBENI SKLAD	135,964,916	0.720 EUR	97,894,740	129,328,740
2	MP-BALKAN.SI	334,895	78.04 EUR	26,135,206	34,527,220
3	MP-EUROSTOCK.SI	924,763	6.45 EUR	5,964,721	7,879,993
	TOTAL			129,994,667	171,735,954

EXCHANGE RATES 1 USD= 1.3211 USD as of 28 Feb 2007

MARKET CAPITALISATION OF INVESTMENT COMPANIES

	Investment company	Number of shares traded	Price as of 28 Feb 2007	Market capitalisation as of 28 Feb 2007 (in EUR)	Market capitalisation as of 28 Feb 2007 (in USD)
1	NFD 1 DELNIŠKI INVESTICIJSKI SKLAD	160,580,300	2.01 EUR	322,766,403	426,406,695
2	MAKSIMA ID	7,811,823	13.19 EUR	103,037,945	136,123,430
3	KD ID	9,181,542	10.74 EUR	98,609,761	130,273,355
4	INFOND ID	8,132,314	11.82 EUR	96,123,951	126,989,352
5	KRONA SENIOR ID	7,316,086	9.30 EUR	68,039,600	89,887,115
6	ZVON ENA ID	2,277,577	15.56 EUR	35,439,098	46,818,593
7	INFOND ID 1	4,956,471	6.14 EUR	30,432,732	40,204,682
	TOTAL			754,449,491	996,703,222

EXCHANGE RATES 1 EUR= 1.3211 USD as of 28 Feb 2007

E) OTHER

E1) INDICATORS AS OF 28 FEBRUARY 2007

ISSUE	Price as of 28 Feb 2007	Total net profit (loss) in 000 SIT in year 2005 ⁽⁷⁾	Earning per share as of 31 Dec 2005 ⁽⁷⁾	P / E ⁽¹⁾	Dividend for year 2005 ⁽⁷⁾	Dividend yield	Book value as of 31 Dec 2005 (7)	P / B ⁽¹⁾	Turnover ratio ⁽²⁾
PRIME MARKET SHARES									
Droga Kolinska ⁽⁶⁾	16.16 EUR	(218 EUR)	(0.015 EUR)	(3)	0.284 EUR	1.76%	11.93 EUR	1.35	3.49%
Gorenje ⁽⁶⁾	29.80 EUR	21,311 EUR	1.82 EUR	16.37	0.417 EUR	1.40%	19.94 EUR	1.49	16.01%
Intereuropa ⁽⁶⁾	26.98 EUR	9,245 EUR	1.17 EUR	23.06	1.04 EUR	3.87%	21.88 EUR	1.23	9.94%
Krka ⁽⁶⁾	840.31 EUR	97,183 EUR	28.75 EUR	29.23	6.89 EUR	0.82%	133.88 EUR	6.28	15.63%
Luka Koper ⁽⁴⁾	61.67 EUR	19,790 EUR	1.41 EUR	43.74	1.08 EUR	1.76%	19.27 EUR	3.20	14.88%
Mercator ⁽⁶⁾	230.57 EUR	23,052 EUR	7.26 EUR	31.76	2.50 EUR	1.09%	166.42 EUR	1.39	10.10%
Merkur ⁽⁶⁾	223.94 EUR	14,957 EUR	12.31 EUR	18.19	3.13 EUR	1.40%	147.87 EUR	1.51	7.59%
Petrol ⁽⁶⁾	533.33 EUR	35,044 EUR	17.01 EUR	31.35	4.17 EUR	0.78%	171.30 EUR	3.11	17.50%
PRIME MARKET AVERAGE				29.50		1.10%		2.72	
ACH	48.10 EUR	17,862 EUR	6.31 EUR	7.62	1.17 EUR	2.43%	26.98 EUR	1.78	3.55%
Aerodrom ⁽⁴⁾	62.49 EUR	8,218 EUR	2.16 EUR	28.93	1.11 EUR	1.77%	21.66 EUR	2.89	9.56%
Comet	11.00 EUR	(411 EUR)	(0.246 EUR)	(3)	0.417 EUR	3.79%	12.69 EUR	0.87	1.33%
Delo	124.90 EUR	1,671 EUR	2.50 EUR	49.96	1.25 EUR	1.00%	37.34 EUR	3.34	1.42%
Delo Prodaja	23.99 EUR	518 EUR	0.894 EUR	26.83	0.647 EUR	2.70%	26.41 EUR	0.91	2.69%
Emona obala ⁽⁶⁾	7.30 EUR	(3,193 EUR)	(2.04 EUR)	(3)			9.52 EUR	0.77	4.54%
Eiol ⁽⁶⁾	221.24 EUR	3,753 EUR	16.40 EUR	13.49	6.18 EUR	2.79%	211.47 EUR	1.05	5.26%
Geodetski zavod Slovenije	9.50 EUR	254 EUR	0.673 EUR	14.12	0.376 EUR	3.95%	15.29 EUR	0.62	3.42%
Iskra Avtoelektrika ⁽⁶⁾	57.02 EUR	1,009 EUR	0.627 EUR	90.94	0.918 EUR	1.61%	25.82 EUR	2.21	4.66%
Istrabenz ⁽⁶⁾	49.22 EUR	9,818 EUR	1.90 EUR	25.91	0.584 EUR	1.19%	38.75 EUR	1.27	11.34%
Kompas MTS	7.00 EUR	121 EUR	0.041 EUR	170.73			15.39 EUR	0.45	0.15%
Milnotest ⁽⁶⁾	7.60 EUR	713 EUR	0.298 EUR	25.50	0.217 EUR	2.86%	10.58 EUR	0.72	9.76%
Nika	14.60 EUR	208 EUR	1.09 EUR	13.39			19.45 EUR	0.75	0.39%
Pivovarna Laško ⁽⁶⁾	43.72 EUR	17,789 EUR	2.03 EUR	21.54	0.250 EUR	0.57%	25.28 EUR	1.73	9.82%
Salus	755.00 EUR	6,755 EUR	52.10 EUR	14.49	20.86 EUR	2.76%	314.44 EUR	2.40	5.85%
Sava ⁽⁶⁾	238.29 EUR	38,236 EUR	19.08 EUR	12.49	2.67 EUR	1.12%	193.65 EUR	1.23	3.50%
Telekom Slovenije	349.84 EUR	95,968 EUR	14.75 EUR	23.72	5.27 EUR	1.51%	149.78 EUR	2.34	7.25%
Terme Čatež ⁽⁶⁾	209.78 EUR	5,755 EUR	11.74 EUR	17.87	4.38 EUR	2.09%	149.66 EUR	1.40	2.10%
Žito ⁽⁶⁾	213.00 EUR	514 EUR	1.47 EUR	144.90	3.84 EUR	1.80%	165.41 EUR	1.29	12.95%
MARKET AVERAGE⁽⁵⁾				25.27		1.25%		2.25	

Calculated on the basis of last audit consolidated financial statements. Average number of shares traded in last 2 years has been used for the calculations.

(1) P / E = price / earnings per share, P / B = price / book value

(2) Yearly turnover / average market capitalisation on 28 Feb 2006, 30 Aug 2006 and 28 Feb 2007.

(3) Not applicable.

(4) By Aerodrom and Luka Koper P / E is calculated on all shares.

(5) Market average is obtained from last audited consolidated annual reports.

Average P/E = total market capitalisation of common shares listed on prime market or official market 28 Feb 2007 / total net profit of companies listed on prime market or official market (in year 2005), adjusted with share of listed securities.

Average div. yield = total dividends, paid by the companies listed on prime market or official market in year 2006, adjusted with share of listed securities / total market capitalisation of common shares on prime market or official market (28 Feb 2007).

Average price / book value = total market capitalisation of common shares listed on prime market or official market (28 Feb 2007) / total equity of companies listed on prime market or official market (31 Dec 2005), adjusted with share of listed securities.

(6) Calculated on the basis of audit consolidated financial statements based on IASs.

(7) Calculation based on average daily middle euro exchange rates of Bank of Slovenia in 2005 and the middle euro exchange rate of Bank of Slovenia as of 31 Dec 2005. For the calculation of dividends the official exchange rate of 1 EUR = 239,640 SIT has been used.

E2) RECORD VALUES

RECORD DAILY TURNOVER IN YEAR 2007

21st January 2007

	Turnover (in EUR)	Number of bargains	Volume in pieces
Order book trades	11,790,428	1,084	306,722
Cross trades	2,009,574	153	69,084
Total	13,800,002	1,237	375,806

MAX AND MIN VALUE OF TURNOVER AND INDICES

	In 2007		1989-2006	
Monthly turnover - block trades excluded (in 000 EUR)	182,087.33	January	117,848.17	October 2006
Daily turnover - block trades excluded (in 000 EUR)	13,800.00	25 Jan 2007	20,151.71	7 Apr 2006
Number of bargains per day - block trades excluded	1,743.00	31 Jan 2007	6,391.00	27 Dec 2002
Value of block trade (in 000 EUR)	20,864.63	14 Feb 2007	75,012.95	23 Nov 2005
Max value of SBI 20 index	7,317.95	30 Jan 2007	6,464.80	18 Dec 2006
Min value of SBI 20 index	6,551.52	3 Jan 2007	891.93	10 Sep 1996
Max value of SBI TOP index	1,708.04	30 Jan 2007	1,506.88	18 Dec 2006
Min value of SBI TOP index	1,501.26	3 Jan 2007	534.14	8 Jul 2003
Max value of PIX index	5,787.29	19 Feb 2007	5,099.52	22 Dec 2006
Min value of PIX index	5,054.97	3 Jan 2007	965.15	29 Apr 1999
Max value of BIO index	119.95	9 Jan 2007	123.41	7 Oct 2005
Min value of BIO index	117.54	28 Feb 2007	100.46	5 Jul 1995
Other				
Market capitalisation of shares in EURm	13,095	31 Jan 2007	11,513.080	31 Dec 2006
Share in turnover of foreign investors	5.22%	28 Feb 2007	19.68%	31 Dec 2002

E3) NEW LISTED AND DELISTED SECURITIES AND CHANGES IN YEAR 2007

NEW LISTED SECURITIES

OFFICIAL MARKET

BONDS

Issuer	Trading code	Nomin. value of issue	Issue	Listing date	First trading day
NOVA LJUBLJANSKA BANKA	NLB22	29.894.000 EUR	22 nd issue	8 Jan 2007	11 Jan 2007
ABANKA VIPA	AB13	5.097.000 EUR	13 th issue	15 Feb 2007	23 Feb 2007

DELISTED SECURITIES

SEMI-OFFICIAL MARKET

SHARES

Issuer	Trading code	Type of share	Delisting date
LESNINA EMMI	LSBG	common	10 Jan 2007
GOZDNO GOSPODARSTVO BLED	GGRB	common	10 Jan 2007

EXTENDED LISTING OF SECURITIES

OFFICIAL MARKET

SHARES

Issuer	Trading code	Type of share	Number of shares before extension	Number of shares after extension	Extension date
PIVOVARNA LAŠKO	PILR	common	8.578.085	8.578.391	23 Jan 2007

BONDS

Issuer	Trading code	Issue	Number of bonds before extension	Number of bonds after extension	Extension date
REPUBLIKA SLOVENIJA	RS59	59 th issue	18.400.000	25.553.128	20 Feb 2007

EXPIRED BONDS

Issuer	Trading code	Issue	Market	Last trading day
REPUBLIKA SLOVENIJA	RS31	31 st issue	official market	8 Jan 2007
REPUBLIKA SLOVENIJA	RS55	55 th issue	official market	4 Feb 2007

CHANGES OF NOMINAL VALUE

ISSUER	Past nominal value	Present nominal value	Number of shares traded	New trading code	Market	Change date
JATA EMONA	1,000 SIT	non-par value	3.197.534	JAMR (no change)	semi-official market	8.1.2006
KRONA SENIOR ID	1,000 SIT	non-par value	7.316.086	SNOG (no change)	semi-official market	4.1.2007
GORENJSKI TISK	1,000 SIT	non-par value	963.349	GTKG (no change)	semi-official market	4.1.2007
MODRA LINIJA HOLDING	1,000 SIT	non-par value	2.192.411	MLHR (no change)	semi-official market	4.1.2007
JADRAN	1,000 SIT	non-par value	165.302	JASG (no change)	semi-official market	4.1.2007
INLES	2,000 SIT	non-par value	712.410	IHPG (no change)	semi-official market	11.1.2007
CINKARNA CELJE	6,000 SIT	non-par value	814.626	CICG (no change)	semi-official market	12.1.2007
BELINKA	1,000 SIT	non-par value	2.552.270	BELG (no change)	semi-official market	19.1.2007
NFD HOLDING	1,000 SIT	non-par value	33.159.997	NFZR (no change)	semi-official market	19.1.2007
GORENJE	1,000 SIT	non-par value	12.200.000	GRVG (no change)	official market	26.1.2007
GEA	1,000 SIT	non-par value	1.254.960	GSBG (no change)	semi-official market	26.1.2007
EMONA OBALA	1,000 SIT	non-par value	1.741.456	EOKG (no change)	official market	2 Feb 2007
MAKSIMA, DELNIŠKA ID	1,000 SIT	non-par value	7.811.823	MAIR (no change)	semi-official market	2 Feb 2007
MERCATA	1,000 SIT	non-par value	2.891.874	MROR (no change)	semi-official market	2 Feb 2007
PLAMA-PUR	1,000 SIT	non-par value	686.798	POPG (no change)	semi-official market	5 Feb 2007
DZS	1,000 SIT	non-par value	1.437.618	DZS (no change)	semi-official market	7 Feb 2007
MERKUR	10,000 SIT	non-par value	1.312.585	MER (no change)	official market	9 Feb 2007
ZVON ENA ID	1,000 SIT	non-par value	2.277.577	ZVIR (no change)	semi-official market	15 Feb 2007
AKTIVA NALOŽBE	1,000 SIT	non-par value	13.591.508	ATPG (no change)	semi-official market	22 Feb 2007

F) LIST OF SECURITIES

F1) OFFICIAL MARKET (1)

CORPORATE BONDS

	Issuer	Trading code	First trading day	Nominal value of issue traded	Coupon interest rate	Maturity	Sector
1	ABANKA VIPA	AB04	27 Dec 2000	10,000,000 EUR	6.25% p.a.	2000-2007	banking
2	ABANKA VIPA	AB06	25 Nov 2002	13,500,000 EUR	5.9% p.a.	2002-2009	banking
3	ABANKA VIPA	AB07	30 Oct 2003	17,300,000 EUR	5.3% p.a.	2003-2010	banking
4	ABANKA VIPA	AB08	16 Oct 2006	10,000,000 EUR	4.9% p.a.	2003-2011	banking
5	ABANKA VIPA	AB09	16 Oct 2006	10,000,000 EUR	4.7% p.a.	2003-2011	banking
6	ABANKA VIPA	AB10	16 Oct 2006	21,000,000 EUR	4.6% p.a.	2004-2011	banking
7	ABANKA VIPA	AB11	30 Jun 2006	20,865,000 EUR	4.0% p.a.	2005-2010	banking
8	ABANKA VIPA	AB12	30 Jun 2006	20,865,000 EUR	3.8% p.a.	2005-2010	banking
9	ABANKA VIPA	AB13	23 Feb 2007	5,097,000 EUR	6m EURIBOR + 50 b.p.	2006-2008	banking
10	ABANKA VIPA	VIP4E	3 Dec 1997	2,045,200 EUR	7% p.a.	1997-2007	banking
11	ABANKA VIPA	VIP5	24 Dec 1998	2,000,000 EUR	6% p.a.	1998-2008	banking
12	ABANKA VIPA	VIP6	6 Mar 2000	2,000,000 EUR	5.5% p.a.	1999-2009	banking
13	ABANKA VIPA	VIP7	19 July 2001	2,000,000 EUR	6.2% p.a.	2001-2010	banking
14	BANKA CELJE	BCE5	19 Dec 2001	10,000,000 EUR	6% p.a.	2001-2007	banking
15	BANKA CELJE	BCE9	16 Oct 2006	20,864,500 EUR	3.8% p.a.	2005-2010	banking
16	BANKA CELJE	BCE6A	30 Sept 2002	10,000,000 EUR	5.6% p.a.	2002-2008	banking
17	BANKA CELJE	BCE7	17 Nov 2003	10,000,000 EUR	5.15% p.a.	2003-2010	banking
18	BANKA CELJE	BCE8	26 Oct 2004	12,500,000 EUR	4.9% p.a.	2004-2011	banking
19	BLAGOVNO TRGOVINSKI CENTER	BTC1E	24 Feb 1997	17,384,200 EUR	10.5% p.a.	1996-2008	retail, wholesale and real estate trade
20	HOTELI BERNARDIN	HTB1E	28 June 1999	10,225,800 EUR	8.5% p.a.	1999-2009	hotel and restaurant activities
21	NOVA KBM	KBM5	26 Oct 2004	25,037,400 EUR	5.3% p.a.	2004-2009	banking
22	NOVA KBM	KBM6	26 Oct 2004	20,864,500 EUR	4.5% p.a.	2004-2007	banking
23	NOVA KBM	KBM7	30 Jun 2005	29,210,300 EUR	4.1% p.a.	2004-2011	banking
24	NOVA KBM	KBM8	30 Jun 2005	29,210,300 EUR	3.9% p.a.	2005-2010	banking
25	NOVA LJUBLJANSKA BANKA	NLB8	16 Oct 2006	14,276,000 EUR	5.5% p.a.	2002-2007	banking
26	NOVA LJUBLJANSKA BANKA	NLB10	18 Jun 2003	45,168,721 EUR	3% p.a. + TOM	2002-2007	banking
27	NOVA LJUBLJANSKA BANKA	NLB11	18 Jun 2003	26,326,000 EUR	5.1% p.a.	2002-2009	banking
28	NOVA LJUBLJANSKA BANKA	NLB12	14 Nov 2003	33,383,200 EUR	2.65% + TOM	2003-2008	banking
29	NOVA LJUBLJANSKA BANKA	NLB13	14 Nov 2003	48,962,722 EUR	7% p.a.	2003-2013	banking
30	NOVA LJUBLJANSKA BANKA	NLB14	16 Oct 2006	17,000,000 EUR	5% p.a.	2003-2008	banking
31	NOVA LJUBLJANSKA BANKA	NLB15	16 Oct 2006	54,717,569 EUR	4.8% p.a.	2004-2012	banking
32	NOVA LJUBLJANSKA BANKA	NLB16	30 Jun 2005	32,363,761 EUR	4.0% p.a.	2004-2009	banking
33	NOVA LJUBLJANSKA BANKA	NLB17	30 Jun 2005	42,435,889 EUR	3.85% p.a.	2005-2011	banking
34	NOVA LJUBLJANSKA BANKA	NLB18	29 Dec 2005	62,593,500 EUR	4.15% p.a.	2005-2015	banking
35	NOVA LJUBLJANSKA BANKA	NLB19	29 Dec 2005	41,729,000 EUR	4.0% p.a.	2005-2016	banking
36	NOVA LJUBLJANSKA BANKA	NLB20	25 Aug 2006	23,827,259 EUR	3.75% p.a. first 3 years, then 6m EURIBOR + 30 b.p.	2006-2013	banking
37	NOVA LJUBLJANSKA BANKA	NLB21	27 Dec 2006	29,001,655 EUR	4.0% p.a.	2006-2009	banking
38	NOVA LJUBLJANSKA BANKA	NLB22	11 Jan 2007	29,894,000 EUR	6m EURIBOR + 25 b.p.	2006-2011	banking
39	POSLOVNI SISTEM MERCATOR	MEO1	16 Oct 2006	36,540,000 EUR	4.8% p.a.	2004-2011	commerce industry, agriculture
40	POŠTNA BANKA SLOVENIJE	PBS2	16 Oct 2006	6,259,350 EUR	6% + TOM	2000-2007	banking
41	POŠTNA BANKA SLOVENIJE	PBS5	16 Oct 2006	10,000,000 EUR	4.8% p.a.	2004-2008	banking
42	POŠTNA BANKA SLOVENIJE	PBS6	16 Oct 2006	4,172,900 EUR	4.4% p.a.	2004-2012	banking
43	POŠTNA BANKA SLOVENIJE	PBS7	16 Oct 2006	16,691,600 EUR	4.7% p.a.	2004-2011	banking
44	PROBANKA, MARIBOR	PRB4	16 Oct 2006	5,000,000 EUR	5.5% p.a.	1999-2007	banking
45	PROBANKA, MARIBOR	PRB6	16 Oct 2006	6,500,000 EUR	5.7% p.a.	2002-2008	banking
46	PROBANKA, MARIBOR	PRB7	16 Oct 2006	12,000,000 EUR	5.2% p.a.	2004-2010	banking
47	STANOVANJSKI SKLAD RS	SSR1E	4 July 1996	3,628,440 EUR	6% p.a.	1995-2010	national mortgage agency
48	STANOVANJSKI SKLAD RS	SSR2	30 June 1998	8,345,800 EUR	7.2% p.a. + TOM	1998-2008	national mortgage agency
49	STANOVANJSKI SKLAD RS	SSR3	16 Oct 2006	8,345,800 EUR	TOM + 6.10% p.a.	2001-2011	national mortgage agency

MUNICIPAL and GOVERNMENT BONDS

	Issuer	Trading code	First trading day	Nominal value of issue traded	Coupon interest rate	Maturity	Sector
1	REPUBLIC OF SLOVENIA	RS18	15 May 2000	50,000,000 EUR	6% p.a.	2000-2010	government bond
2	REPUBLIC OF SLOVENIA	RS21	18 Nov 2002	35,958,240 EUR	1% p.a. + TOM	2001-2015	government bond
3	REPUBLIC OF SLOVENIA	RS23	20 Feb 2001	40,000,000 EUR	6% p.a.	2001-2011	government bond
4	REPUBLIC OF SLOVENIA	RS26	14 June 2001	50,000,000 EUR	5.375% p.a.	2001-2011	government bond
5	REPUBLIC OF SLOVENIA	RS29	25 Jan 2002	55,000,000 EUR	5.375% p.a.	2002-2012	government bond
6	REPUBLIC OF SLOVENIA	RS32	25 Jan 2002	23,865,500 EUR	5.375% p.a.	2002-2012	government bond
7	REPUBLIC OF SLOVENIA	RS33	9 Apr 2002	127,166,004 EUR	8% p.a.	2002-2022	government bond
8	REPUBLIC OF SLOVENIA	RS38	30 Apr 2002	100,000,000 EUR	5.63% p.a.	2002-2017	government bond
9	REPUBLIC OF SLOVENIA	RS39	18 Nov 2002	97,691,107 EUR	1% p.a. + TOM	2002-2008	government bond
10	REPUBLIC OF SLOVENIA	RS44	29 Nov 2002	12,372,653 EUR	6.65% p.a.	2002-2012	government bond
11	REPUBLIC OF SLOVENIA	RS48	10 Dec 2002	60,000,000 EUR	4.75% p.a.	2002-2012	government bond
12	REPUBLIC OF SLOVENIA	RS49	22 Jan 2003	29,788,960 EUR	4.75% p.a.	2003-2022	government bond
13	REPUBLIC OF SLOVENIA	RS50	11 Mar 2003	61,281,800 EUR	4.50% p.a.	2003-2013	government bond
14	REPUBLIC OF SLOVENIA	RS52	17 Apr 2003	166,920,000 EUR	6.25% p.a.	2003-2008	government bond
15	REPUBLIC OF SLOVENIA	RS53	17 Apr 2003	100,000,000 EUR	4.875% p.a.	2003-2018	government bond
16	REPUBLIC OF SLOVENIA	RS54	29 Oct 2003	125,190,000 EUR	5.75% p.a.	2003-2013	government bond
17	REPUBLIC OF SLOVENIA	RS56	24 Feb 2004	208,650,000 EUR	4.875% p.a.	2004-2009	government bond
18	REPUBLIC OF SLOVENIA	RS57	29 Mar 2004	375,570,000 EUR	4.875% p.a.	2004-2014	government bond
19	REPUBLIC OF SLOVENIA	RS58	2 Feb 2005	414,504,090 EUR	3.25% p.a.	2005-2008	government bond
20	REPUBLIC OF SLOVENIA	RS59	2 Feb 2005	1,066,332,031 EUR	4% p.a.	2005-2016	government bond
21	REPUBLIC OF SLOVENIA	RS60	14 Apr 2005	542,490,000 EUR	3.5% p.a.	2005-2010	government bond
22	REPUBLIC OF SLOVENIA	RS61	24 Jan 2006	542,489,958 EUR	3.25% p.a.	2006-2011	government bond
23	REPUBLIC OF SLOVENIA	RS62	24 Jan 2006	492,414,000 EUR	3.5% p.a.	2005-2017	government bond

TOM (abbreviation for: "temeljna obrestna mera" - base interest rate) - indexation factor, calculated as twelve month average of monthly consumer price index

F1) OFFICIAL MARKET (2)

COMMON SHARES

PRIME MARKET SHARES

	Issuer	Trading code	First trading day	Nominal value of issue listed	Number of shares traded	Isin code	Sector
1	DROGA KOLINSKA	DRKR	19 Oct 2005	14,382,915,000 SIT	14,382,915	SI 003111337 4	packaged foods & meats
2	GORENJE, VELENJE	GRVG	10 Nov 2000 (2 June 1998 free market)	non-par value	12,200,000	SI 003110407 6	household appliances
3	INTEREUROPA, KOPER	IEKG	12 Jan 1998	non-par value	7,902,413	SI 003110009 0	retail trade
4	LUKA KOPER	LKPG	20 Nov 1996	7,140,000,000 SIT	7,140,000	SI 003110134 6	transport
5	KRKA TOVARNA ZDRAVIL, NOVO MESTO	KRKG	4 Nov 1997	14,170,448,000 SIT	3,542,612	SI 003110212 0	pharmaceutical & chemical industry
6	MERCATOR, LJUBLJANA	MELR	22 Dec 1997	37,653,610,000 SIT	3,208,504	SI 003110008 2	commerce industry, agriculture
7	MERKUR, NAKLO	MER	30 Nov 1998	non-par value	1,214,585	SI 003110463 9	wholesale and retail trade
8	PETROL, LJUBLJANA	PETG	5 May 1997	12,517,806,000 SIT	2,086,301	SI 003110215 3	crude-oil and gas trade

SHARES

	Issuer	Trading code	First trading day	Nominal value of issue listed	Number of shares traded	Isin code	Sector
1	AERODROM, LJUBLJANA	AELG	8 Oct 1997	non-par value	1,936,229	SI 003110327 6	airport services
2	AUTOCOMMERCE, LJUBLJANA	ACLG	24 Jan 2006	2,886,877,000 SIT	2,886,877	SI 003110152 8	distributors
3	COMET, ZREČE	CHZG	2 Nov 1998	non-par value	1,700,688	SI 003110440 7	grinding wheels and other non-metals production
4	DELO, LJUBLJANA	DELR	13 Jan 1999	non-par value	667,464	SI 003110445 6	publishing
5	DELO PRODAJA	DPRG	12 Feb 2001	non-par value	593,549	SI 003110707 9	trade
6	EMONA OBALA	EOKG	7 Jan 1998	non-par value	1,741,456	SI 003110268 2	commerce
7	ETOL, CELJE	ETOG	21 Feb 1997	non-par value	254,619	SI 003110133 8	essential oils and fragrances production
8	GEODETSKI ZAVOD SLOVENIJE	GZRG	8 Jan 2001	379,820,000 SIT	379,820	SI 003111033 9	surveying and cartography
9	ISKRA AVTOELEKTRIKA	IALG	16 Oct 2006	3,216,626,000 SIT	1,608,313	SI 003110704 6	production of electrical equipment for machinery and vehicles
10	ISTRABENZ, KOPER	ITBG	16 June 1997	non-par value	5,180,000	SI 003110207 0	holding companies management
11	KOMPAS MTS	MTSG	8 Dec 2000	non-par value	594,508	SI 003110370 6	catering service, border-crossing and tourist services
12	MLINOTEST, AJDOVŠČINA	MAJG	3 Apr 2000	non-par value	2,389,177	SI 003110820 0	food processing industry
13	NIKA, BREŽICE	NIKN	23 June 1992	189,876,000 SIT	189,876	SI 003110079 3	financial consultancy and services
14	PIVOVARNA LAŠKO	PILR	1 Feb 2000	non-par value	8,578,391	SI 003110741 8	brewery
15	SALUS, LJUBLJANA	SALR	16 Jan 1992	134,980,000 SIT	134,980	SI 003110568 5	full-line pharmaceutical
16	SAVA, KRANJ	SAVA	6 Jan 2000	20,069,870,000 SIT	2,006,987	SI 003110845 7	wholesale chemicals
17	TELEKOM SLOVENIJE	TLSG	2 Oct 2006	non-par value	6,535,478	SI 0031104290	telecommunication
18	TERME ČATEŽ	TCRG	26 Aug 1993	3,587,496,000 SIT	597,916	SI 003110063 7	health resort
19	ŽITO, LJUBLJANA	ZTOG	20 Mar 2000	non-par value	355,792	SI 003110844 0	flour, bread, pasta and sweets production

PREFERRED SHARES

	Issuer	Trading code	First trading day	Nominal value of issue listed	Number of shares traded	Isin code	Sector
1	PROBANKA, MARIBOR	PRBP	30 Mar 1993	non-par value	396,235	SI 002120040 5	banking

MUTUAL FUNDS

	Mutual fund	Trading code	First trading day	Value of first trade	Number of coupons on first trading day	Isin code	Sector
1	MP-EUROSTOCK.SI	MPEU	16 Jun 2006	non-par value	728,413	SI 002140001 3	mutual fund
2	MP-BALKAN.SI	MPBL	24 Nov 2006	non-par value	82,689	SI 002140002 1	mutual fund
3	Probanka globalni naložbeni sklad	PBGS	24 Nov 2006	non-par value	142,885,835	SI 002140003 9	mutual fund

F2) SEMI-OFFICIAL MARKET (1)

CORPORATE BONDS

	Issuer	Trading code	First trading day	Nominal value of issue traded	Interest rate	Maturity	Sector
1	BANKA ZASAVJE	BZ03	27 Jul 2004	5,000,000 EUR	4.5% p.a.	2004-2011	banking
2	CIMOS	CIM1	21 Jul 2005	20,000,000 EUR	5.75% p.a.	2004-2011	automobile industry
3	DARS	DRS1	30 Dec 2004	56,042,047 EUR	5.1% p.a.	2004-2024	performing financial engineering, preparatory, organization and policy making of building, maintenance of road network and management of super highways in Republic of Slovenia
4	DARS	DRS2	8 Nov 2005	61,758,920 EUR	4.5% p.a.	2005-2025	performing financial engineering, preparatory, organization and policy making of building, maintenance of road network and management of super highways in Republic of Slovenia
5	DARS	DRS3	3 Feb 2006	42,563,580 EUR	4.0% p.a.	2005-2020	performing financial engineering, preparatory, organization and policy making of building, maintenance of road network and management of super highways in Republic of Slovenia
6	DEOS	DEO1	28 Sep 2005	5,825,900 EUR	6% p.a.	2004-2014	the construction and maintenance of safe homes
7	FMR	FMR1	5 May 2005	5,000,000 EUR	4.6% p.a.	2004-2009	holding companies management
8	FACTOR BANKA	FB06	23 May 2005	4,196,500 EUR	2% + 6month EURIBOR	2002-2009	banking
9	FACTOR BANKA	FB08	10 May 2005	6,300,000 EUR	4.8% p.a.	2003-2008	banking
10	FACTOR BANKA	FB09	10 May 2005	5,927,000 EUR	4.8% p.a.	2004-2014	banking
11	FACTOR BANKA	FB10	10 May 2005	4,940,749 EUR	4.25% p.a.	2004-2007	banking
12	FACTOR BANKA	FB11	25 Oct 2005	13,000,000 EUR	1.5% + 6 month EURIBOR	2005-2020	banking
13	FACTOR BANKA	FB12	7 Mar 2006	10,425,000 EUR	3.75% p.a.	2005-2010	banking
14	FACTOR BANKA	FB13	26 Jun 2006	7,330,443 EUR	2.00% p.a.	2005-2008	banking
15	KD HOLDING	KDH1	16 Dec 2005	40,000,000 EUR	5.45% p.a.	2005-2015	holding companies management
16	KD HOLDING	KDH2	7 Apr 2006	40,000,000 EUR	4.85% p.a.	205-2015	holding companies management
17	POTEZA NALOŽBE	PN01	29 Sep 2004	10,000,000 EUR	5.25% p.a.	2003-2011	enterprise and business counselling
18	SIP, STROJNA INDUSTRIJA	SIPBE	19 June 2000	1,763,985 EUR	6% p.a.	1999-2009	manufacturing farm equipment
19	DEŽELNA BANKA SLOVENIJE	SZB4	1 Apr 2004	6,753,000 EUR	6% p.a.	2004-2007	banking

INSURANCE

	Issuer	Trading code	First trading day	Nominal value of issue traded	Coupon interest rate	Maturity	Sector
1	ZAVAROVALNICA TRIGLAV	ZT01	2 Jun 2004	30,000,000 EUR	5.125% p.a.	2003-2013	insurance

MUNICIPAL and GOVERNMENT BONDS

	Issuer	Trading code	First trading day	Nominal value of issue traded	Coupon interest rate	Maturity	Sector
1	SLOVENSKA ODŠKODNINSKA DRUŽBA	SOS2E	7 Apr 1997	649,501,680 EUR	6% p.a.	1996-2016	meeting commitments deriving from denationalisation process

TOM (abbreviation for: "temeljna obrestna mera" - base interest rate) - indexation factor calculated as twelve month average of monthly consumer price index

F2) SEMI-OFFICIAL MARKET (2)

COMMON SHARES

	Issuer	Trading code	First trading day	Nominal value of issue traded	Number of shares traded	Isin code	Sector
1	AKTIVA NALOŽBE, LJUBLJANA	ATPG	27 Feb 2004	non-par value	13,591,508	SI 002111216 2	holding companies management
2	ALPETOUR POTOVALNA AGENCIJA	APAG	2 Aug 2000	non-par value	374,340	SI 003110989 3	passengers transport
3	ALPOS	APOG	10 Apr 2006	1,449,130,000 SIT	144,913	SI 003111342 4	production of metal goods and equipment
4	BELINKA HOLDING	BELG	19 Oct 2000	non-par value	2,552,270	SI 003110216 1	holding companies management
5	CENTER NALOŽBE	IFHR	22 Jul 2004	non-par value	3,777,004	SI 002111308 7	holding companies management
6	CETIS, CELJE	CETG	10 Mar 1997	non-par value	200,000	SI 003110084 3	paper industry and graphics
7	CINKARNA, CELJE	CICG	6 Mar 1998	non-par value	814,626	SI 003110380 5	metallurgical and chemical industry
8	DZS, LJUBLJANA	DZS	12 May 1999	non-par value	1,437,618	SI 003110527 1	publishing and trading
9	ELMO, LJUBLJANA	IELG	22 Feb 2001	non-par value	708,000	SI 00311026 3	electrical installations
10	ETRA 33	ETRG	7 Nov 2002	non-par value	45,423	SI 003110712 9	production of electromotors, generators and transformers
11	FOND INVEST	MHLG	30 Jan 2001	non-par value	595,241	SI 003111007 3	holding companies management
12	GEA COLLEGE	GEAL	5 Jan 1995	248,200,000 SIT	248,200	SI 003110080 1	consulting
13	GEA TOVARNA OLJA	GSBG	30 June 1996	non-par value	1,254,960	SI 003110129 6	oil - producing industry
14	GORENJSKI TISK, KRANJ	GTKG	19 Sep 1996	non-par value	963,349	SI 003110119 7	graphics services
15	GORIŠKE OPEKARNE, RENČE	GORG	8 Mar 1999	523,634,000 SIT	523,634	SI 003110499 3	production of different clay brick products
16	GRAND HOTEL UNION	GHIJG	5 Jan 2000	1,814,613,000 SIT	1,814,613	SI 003110865 5	hotel industry
17	HELIOS, DOMŽALE	HDOG	19 Sep 1996	2,198,610,000 SIT	219,861	SI 003110114 8	intermediary on fuel, mine sector
18	HIDROTEHNIK, LJUBLJANA	VHLG	5 July 1999	non-par value	384,472	SI 003110551 1	building industry and protection against flood damage
19	HRAM HOLDING	ST1R	27 Jan 2004	non-par value	4,346,667	SI 002111210 5	holding companies management
20	INFOND HOLDING	IFFR	23 Sept 2002	non-par value	16,833,414	SI 002111076 0	holding companies management
21	INLES, RIENICA	IHPG	8 Oct 1999	non-par value	712,410	SI 003110745 9	production of furniture
22	INTERTRADE ITA	INRG	20 Oct 1997	695,310,000 SIT	69,531	SI 003110333 4	mechanical engineering representative
23	JADRAN, SEŽANA	JASG	23 Sep 1996	non-par value	165,302	SI 003110154 4	commerce industry
24	JATA EMONA	JAMR	15 Jan 2002	non-par value	3,197,534	SI 003111109 7	production and retailing of poultry meat
25	JAVOR, PIVKA	JPIG	13 Nov 2000	1,194,700,000 SIT	1,194,700	SI 003110910 9	production of plywood, bound and layer wood, fibre and other slabs
26	JELEN, SLOVENSKE KONJICE	JESG	29 Nov 1999	67,798,000 SIT	67,798	SI 003110430 8	restaurant & hotel capacities
27	JUTEKS, ZALEC	JTKG	2 Nov 1999	641,432,000 SIT	641,432	SI 003110786 3	carpet production on various linings
28	KD HOLDING	KDHR	5 Feb 2001	non-par value	2,675,640	SI 003111046 1	holding companies management
29	KOŠAKI TMI, MARIBOR	TKMG	11 Oct 1999	432,360,000 SIT	43,236	SI 003110424 1	secondary meat industry and production of meat products
30	KRONA HOLDING	KRHR	9 May 2002	non-par value	1,287,121	SI 002111124 8	holding companies management
31	LESNINA	MILG	12 Jan 2002	2,906,810,000 SIT	76,495	SI 003111116 2	wholesale and retail of furniture

F2) SEMI-OFFICIAL MARKET (3)

COMMON SHARES

	Issuer	Trading code	First trading day	Nominal value of issue traded	Number of shares traded	Isin code	Sector
32	LIP BLEB	LLBG	12 Jan 2000	1,942,454,000 SIT	1,942,454	SI 003110871 3	wood manufacturing
33	LIZ INŽENIRING, LJUBLJANA	LIZG	11 Mar 1999	123,846,000 SIT	123,846	SI 003110371 4	consulting and engineering in object construction
34	MARINA, PORTOROŽ	MAPG	19 Sep 1996	627,864,000 SIT	313,932	SI 003110058 7	naval and hotel industry
35	MAKSIMA HOLDING	MAHR	6 May 2003	6,399,850,000 SIT	6,399,850	SI 002111151 1	holding companies management
36	MAKSIMA INVEST	MKIR	26 Oct 2004	non-par value	7,451,949	SI 002111319 4	holding companies management
37	MEDVEŠEK PUŠNIK, LJUBLJANA	MPLR	12 Dec 1997	non-par value	80,000	SI 002110324 5	financial consulting
38	MELAMIN, KOČEVJE	MKOG	23 Sep 1996	349,913,000 SIT	349,913	SI 00311020 1	chemical industry
39	MERCATA	MROR	27 Jul 2004	non-par value	2,891,874	SI 002111199 0	holding companies management
40	MESNA INDUSTRIJA PRIMORSKE	MIPG	19 June 2000	1,478,742,000 SIT	1,478,742	SI 003110969 5	meat processing industry, wholesale and retail trade with provisions
41	MITOL, SEŽANA	MISG	15 May 1997	non-par value	687,627	SI 003110271 6	production and sale of adhesive substances and resinous compound
42	MKT PRINT	MKTG	11 Oct 1999	1,039,540,000 SIT	103,954	SI 003110094 2	printing, publishing, retail and wholesale
43	MODRA LINIJA HOLDING	MLHR	20 Nov 2002	non-par value	2,192,411	SI 002111058 8	holding companies management
44	M1	MR1R	4 Aug 2004	non-par value	2,681,638	SI 002111311 1	holding companies management
45	NAMA, LJUBLJANA	NALN	30 Apr 2004	953,795,000 SIT	953,795	SI 003110269 0	retail trade and renting of business premises
46	NFD HOLDING	NF2R	10 Dec 2003	non-par value	33,159,997	SI 002111200 6	holding companies management
47	NIKO, ŽELEZNIKI	NKPG	17 Sep 1999	358,750,000 SIT	35,875	SI 003110717 8	office material, industrial paper-clips, electromagnets and other metal mechanisms production
48	PLAMA PUR	POPG	6 Dec 1999	non-par value	686,798	SI 003110822 6	production and refashioning of poliuretanic (plastic) foams
49	RTC KRVAVEC	RKRG	17 Oct 1997	2,311,468,000 SIT	1,155,734	SI 003110328 4	ski resort
50	SIJAJ, HRASTNIK	SIHG	7 Oct 1999	268,800,000 SIT	26,880	SI 003110742 6	production of decorative lights and metal products
51	KD GROUP	SKDR	21 Dec 2000	non-par value	186,436	SI 003111016 4	holding companies management
52	SLOVENJAJLES, LJUBLJANA	SLLG	8 May 1996	non-par value	273,377	SI 003110040 5	commerce, engineering, representation
53	TEKSTINA, AJDOVŠČINA	TEAG	12 Feb 1997	1,127,293,000 SIT	1,127,293	SI 03110221 1	textile industry
54	TERME DOBRNA	ZDDG	5 July 1999	692,542,000 SIT	692,542	SI 03110539 6	medical services, tourist and hotel trade
55	TOSAMA, DOMŽALE	TODG	13 Sep 1996	2,956,700,000 SIT	295,670	SI 003110136 1	sanitary material production
56	TOVARNA SLADKORJA ORMOŽ	TSOR	12 Apr 1996	4,971,630,000 SIT	497,163	SI 003110020 7	sugar production
57	TRDNJAVA HOLDING	TROR	31 Mar 2004	2,593,123,000 SIT	2,593,123	SI 002111219 6	holding companies management
58	TRDNJAVA I HOLDING	TR1R	31 Mar 2004	891,750,000 SIT	891,750	SI 002111220 4	holding companies management
59	TRIGLAV NALOŽBE	TRSG	7 Apr 2004	13,182,366,000 SIT	13,182,366	SI 002111223 8	holding companies management
60	TUB SWATY, MARIBOR	TUBG	30 Dec 1997	non-par value	288,940	SI 003110344 1	production and trade of knife grinders
61	VELANA, LJUBLJANA	VLJG	23 Dec 2002	1,409,645,000 SIT	1,409,645	SI 003110069 4	non-clothing textile manufacturer
62	VIPA HOLDING	VHDR	5 Nov 2003	7,347,565,000 SIT	7,347,565	SI 002111131 3	other financial intermediation
63	VIZIJA HOLDING	VIHR	17 Mar 2003	2,277,503,000 SIT	2,277,503	SI 002111125 5	holding companies management
64	VIZIJA HOLDING ENA	VZPG	3 Feb 2004	2,129,725,000 SIT	2,129,725	SI 002111211 3	holding companies management
65	ZDRAVILIŠČE ROGAŠKA	RGS	11 Feb 1999	900,462,000 SIT	900,462	SI 003110489 4	health resort
66	ZLATA MONETA II finančna družba	ZM2R	13 Nov 2003	non-par value	8,232,861	SI 002111198 2	other financial intermediation
67	ZVON ENA HOLDING	ZVHR	30 Oct 2003	12,431,743,000 SIT	12,431,743	SI 002111177 6	holding companies management
68	ZVON DVA HOLDING	ZV2R	25 Feb 2004	14,120,934,000 SIT	14,120,934	SI 002111215 4	holding companies management
69	ŽELEZARNA RAVNE - MONTER DRAVOGRAD	ZMDG	17 Sep 1999	non-par value	336,225	SI 003110696 4	management of investment portfolios of subsidiaries

PREFERRED SHARES

	Issuer	Trading code	First trading day	Nominal value of issue traded	Number of shares traded	Isin code	Sector
1	KD HOLDING	KDHP	18 July 2001	non-par value	266,413	SI 003120050 2	holding companies management
2	PRVA POKOJNINSKA DRUŽBA	PPDG	20 Jul 2005	1,700,000,000 SIT	170,000	SI 002120064 5	pension insurance
3	ZDRAVILIŠČE ROGAŠKA	RGP	11 Feb 1999	55,976,000 SIT	27,988	SI 003120028 8	health resort

INVESTMENT COMPANIES

	Issuer	Trading code	First trading day	Nominal value of issue traded	Number of shares traded	Isin code	Sector
1	MAKSIMA, delniška ID	MAIR	21 May 2003	non-par value	7,811,823	SI 002111152 9	investment fund
2	INFOND ID	IFIR	23 Sept 2002	non-par value	8,132,314	SI 002111078 6	investment fund
3	INFOND ID 1	IFDR	2 Aug 2004	non-par value	4,956,471	SI 002111307 9	investment fund
4	KD ID	KDIR	9 Feb 2001	non-par value	9,181,542	SI 002111341 8	investment fund
5	KRONA SENIOR	SNOG	8 Dec 1998	non-par value	7,316,086	SI 002110590 1	investment fund
6	NFD 1 DELNIŠKI INVESTICIJSKI SKLAD	NFIN	26 Oct 1998	16,058,030,000 SIT	160,580,300	SI 002110600 8	investment fund
7	ZVON ENA ID	ZVIR	24 Nov 2003	non-par value	2,277,577	SI 002111178 4	investment fund