

MONTHLY STATISTICS
LJUBLJANA STOCK EXCHANGE
MAY 2007
Year XIII., No. 5/07

TURNOVER

Market	Turnover (in 000 EUR)	Volume in pieces	Number of bargains
Official market	129,145	1,899,243	14,897
Prime market shares	97,280	553,319	9,480
Shares	24,161	270,574	4,067
Bonds	4,305	265,154	349
Mutual funds	3,399	810,196	1,021
Semi-official market	22,920	3,021,199	7,088
Shares	10,122	885,728	4,211
Bonds	4,342	88,003	289
Investment companies	8,456	2,047,468	2,588
Short-term securities	0	0	0
Market maker trading segment*	5,984	23,305	12
Bonds	535	13,620	3
Short-term securities	5,450	9,685	9
Total via BTS	152,064	4,920,442	21,985

*special segment for trading in securities issued by Republic of Slovenia.

MARKET SIZE

Market	Market capitalisation (in EURm)	Number of securities	Number of issuers
Official market	18,922	104	40
Prime market shares	10,640	9	9
Shares	2,980	19	19
Bonds	5,140	73	12
Mutual funds	162	3	2
Semi-official market	4,282	99	87
Shares	2,404	72	70
Bonds	1,011	20	11
Investment companies	868	7	7
Total (cap. of shares)	16,023	203	127

MONTHLY TURNOVER BY MARKETS

IN 000 EUR - SHARES

	Organised market	Block trades	Off-market trades*
may.06	74,730	65,939	147,875
jun.06	59,961	39,998	70,502
jul.06	50,467	80,981	50,276
aug.06	69,261	46,236	35,810
sep.06	70,616	55,336	59,597
oct.06	101,503	65,064	82,726
nov.06	69,039	34,876	72,613
dec.06	84,984	55,132	117,440
jan.07	152,923	105,643	147,840
feb.07	106,637	122,846	122,951
mar.07	143,778	55,869	51,456
apr.07	129,587	50,537	141,598
may.07	131,563	111,162	292,941

* appreciation of off-market transactions with listed securities based on volume of off-market transaction (block trades excluded) and their monthly average prices

MONTHLY TURNOVER BY MARKETS

IN 000 EUR - OTHER SECURITIES

	Organised market			
	Official and semi official market	Market maker segment**	Block trades	Off-market trades*
may.06	14,012	244,806	10,944	40,431
jun.06	15,294	223,830	8,486	27,473
1.7.2006	18,163	173,800	9,642	61,250
aug.06	16,790	110,512	4,297	87,251
sep.06	18,839	85,816	5,944	21,785
oct.06	16,345	68,437	10,828	11,112
nov.06	16,818	66,708	17,757	22,422
dec.06	18,652	36,734	13,334	64,423
jan.07	29,165	17,424	11,027	6,076
feb.07	24,655	70,213	6,814	91,806
mar.07	25,249	41,236	5,746	159,576
apr.07	22,738	18,258	4,846	59,538
may.07	20,501	5,984	6,389	390,305

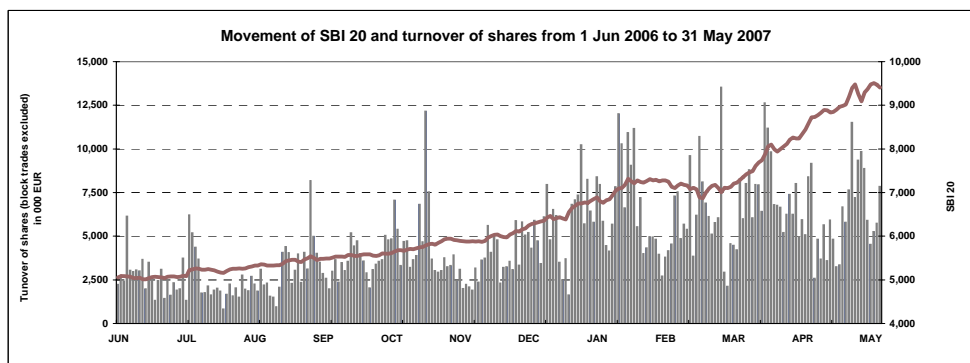
* appreciation of off-market transactions with listed securities based on volume of off-market transaction (block and Market Maker Trading Segment trades excluded) and their monthly average prices
** special segment for trading in securities issued by Republic of Slovenia

NOMINAL RETURN

STOCK EXCHANGE INDICES	Nominal return 31 May 2007 / 30 Apr 2007		Nominal return 31 May 2007 / 31 May 2006	
	Slovene Stock Exchange Index (SBI20)	7.66%		87.36%
Slovene Blue-Chip Index (SBI TOP)	6.90%		77.35%	
Investment Fund Index (PIX)	5.51%		56.18%	
Bond Index (BIO)	-0.09%		-2.05%	

PRIME MARKET SHARES

	Turnover (in 000 EUR)	Number of bargains	Market capitalisation (in EURm)
KRKA	27,613	2,368	3,209
TELEKOM SLOVENIJE	25,632	1,940	2,848
PETROL	15,046	1,106	1,337
LUKA KOPER	8,944	1,480	649
INTEREUROPA	6,076	645	324
GORENJE	5,488	860	441
MERCATOR	5,033	600	1,196
MERKUR	3,253	380	415
DROGA KOLINSKA	194	81	220
SKUPAJ	97,280	9,460	10,640



ISSUER

Ljubljana Stock Exchange Inc.
Slovenska 56
1000 Ljubljana

INFORMATIONS

E-mail:	info@ljse.si
Phone:	+386 1 47-10-211 +386 1 47-10-205
Contact persons:	Saša Cvetanović, Boštjan Šbül

STATISTICS ON WEB:

<http://www.ljse.si/cgi-bin/jve.cgi?doc=1989&sid=oW6SxKEMNaGgXs4b>



The screenshot shows the Ljubljana Stock Exchange website interface. At the top, there is a navigation bar with links: WHAT'S NEW, SECURITIES, STATISTICAL DATA, FOR ISSUERS, FOR INVESTORS, and ABOUT THE LJSE. The main content area is divided into several sections:

- INDICES (Jun 7, 2007):** A table showing the performance of various Ljse indices.

Ljse indices	Change %
SB120	0.98% ▲
SB100P	0.91% ▲
RIX	-0.17% ▼
RIQ	-0.10% ▼
Customized indices	Change %
MP-EUSTX	-0.72% ▼
- PRIME MARKET SHARES on Jun 6, 2007:** A table listing the top prime market shares.

Symbol	Value (EUR)	Change in %	Turnover (000 EUR)
GRKJL	15.55	0.97% ▲	0.73
GRVVO	26.11	0.47% ▲	27.88
IRKQ	48.82	7.72% ▲	428.99
KRKO	910.68	-0.26% ▼	1,215.72
LEKQ	91.28	0.77% ▲	523.93
MLBL	331.22	0.86% ▲	146.73
MEB	316.08	-0.65% ▼	144.43
PEKQ	663.70	-1.50% ▼	376.98
TLSQ	441.02	-0.43% ▼	319.33
- ABOUT THE LJSE:** Market capitalisation (EURm): 23,429; Turnover (EUR): 5,140,345; No of securities: 202.
- QUICK LINKS:** Daily price list, Data archives, List of members, LJSE Indices, Statistical data.
- Search:** Search for web content and securities.
- SECnet PUBLIC announcements:** A list of recent public announcements, including:
 - INTEREUROPA, d.d., Koper - Public announcement
 - Ljubljanska borza d.d. - POSLOVNI SISTEM MERCATOR, d. d....
 - Ljubljanska borza d.d. - Geodetski zavod Slovenije, d. d....
 - TELEKOM SLOVENIJE, d.d. - Amendment of proposed decision to...
 - MERCATOR, d.d., Ljubljana - Counter-proposal for the 13th regula...
- WHAT'S NEW:**
 - Amended Corporate Governance Code, signed on February 5th 2007
 - European Code of Conduct for Clearing and Settlement
 - Brochure: How to invest in Slovenia (PDF)
 - Updated Brochure: LJSE Prime Issuers, including new trading and financial data on issuers
 - Receive the End-of-Day trading data to your mailbox
 - LJSE Liquidity Criteria

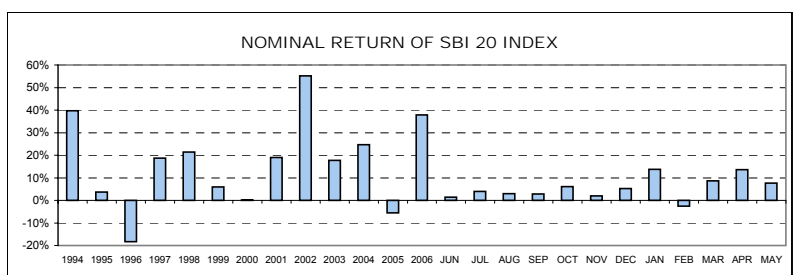
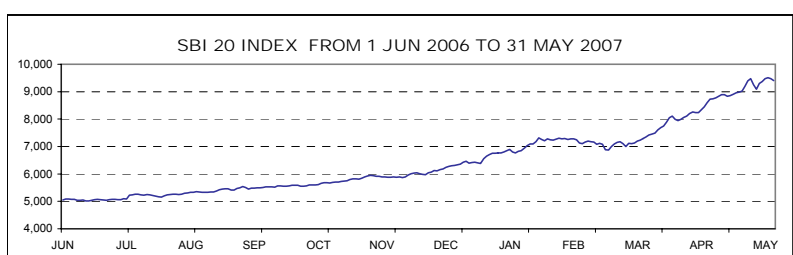
INDEX

	Page
A) STOCK EXCHANGE INDICES	1
A1) Values, yields and movements of Stock Exchange Indices	1
A2) Index compositions	3
B) NUMBER OF ISSUERS, TRADED SECURITIES AND MEMBERS	4
C) TURNOVER	5
C1) Monthly turnover by securities on official market	5
C2) Monthly turnover by securities on semi-official market	7
C3) Monthly turnover by securities on market maker trading segment	10
C4) Most traded securities	14
C5) Turnover by LJSE members	15
C6) Monthly turnover in 2006 and 2007	17
D) MARKET CAPITALISATION	20
D1) Market capitalisation of shares	21
D2) Market capitalisation of bonds	24
D3) Market capitalisation of investment funds	26
E) OTHER	27
E1) Indicators (shares on official market)	27
E2) Record values	28
E3) New listed securities and changes	29
F) LIST OF SECURITIES	30
F1) Official market	30
F2) Semi-official market	32

A) STOCK EXCHANGE INDICES

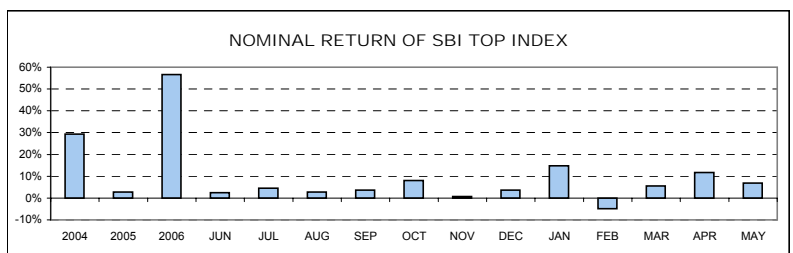
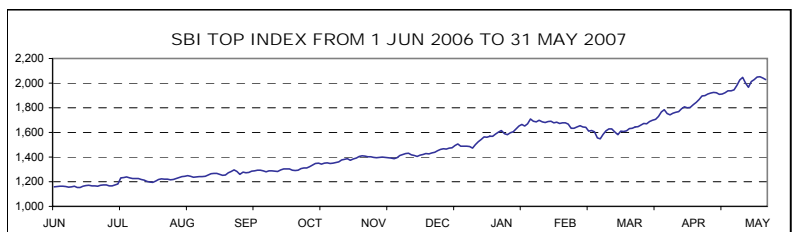
SBI 20 - SLOVENE STOCK EXCHANGE INDEX

Year	Max	Date	Min	Date	Close	Nominal return
1994	1,804.00	10 May 1994	1,015.92	6 Jan 1994	1,396.81	39.68%
1995	1,590.17	9 Nov 1995	1,016.99	13 July 1995	1,448.75	3.72%
1996	1,589.18	13 Mar 1996	891.93	10 Sept 1996	1,183.26	-18.33%
1997	1,655.36	10 Feb 1997	1,052.44	8 Jan 1997	1,404.70	18.71%
1998	2,026.47	10 Aug 1998	1,378.49	6 Jan 1998	1,705.77	21.43%
1999	1,981.87	19 Feb 1999	1,679.48	5 Jan 1999	1,806.26	5.89%
2000	1,903.66	24 Jan 2000	1,584.23	25 May 2000	1,807.94	0.09%
2001	2,159.35	19 Dec 2001	1,700.24	25 Apr 2001	2,151.59	19.01%
2002	3,547.64	8 Nov 2002	2,140.80	3 Jan 2002	3,340.20	55.24%
2003	4,034.53	5 Dec 2003	3,067.67	3 Jul 2003	3,931.64	17.71%
2004	4,935.29	15 Nov 2004	3,922.74	5 Jan 2004	4,904.48	24.74%
2005	5,131.61	1 Feb 2005	4,301.58	28 Sep 2005	4,630.10	-5.59%
2006	6,464.80	18 Dec 2006	4,427.22	29 Mar 2006	6,382.92	37.86%
Year 2007	Max	Date	Min	Date	Close	Nominal return
January	7,317.95	30 Jan 2007	6,551.52	3 Jan 2007	7,258.09	13.71%
February	7,306.78	9 Feb 2007	7,077.89	28 Feb 2007	7,077.89	-2.48%
March	7,691.44	30 Mar 2007	6,871.51	6 Mar 2007	7,691.44	8.67%
April	8,734.54	30 Apr 2007	7,743.01	2 Apr 2007	8,734.54	13.56%
May	9,507.31	29 May 2007	8,774.42	3 May 2007	9,403.88	7.66%



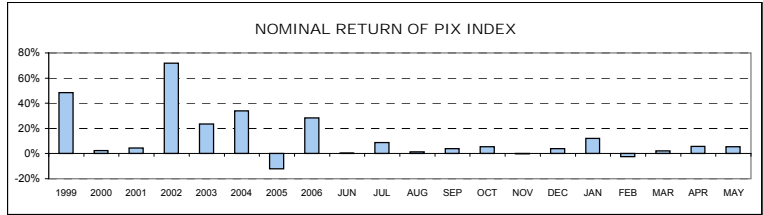
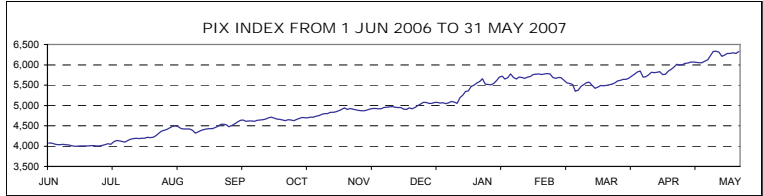
SBI TOP - SLOVENE BLUE-CHIP INDEX

Year	Max	Date	Min	Date	Close	Nominal return
2003	730.49	4 Dec 2003	534.14	8 Jul 2003	707.94	-
2004	946.60	25 Nov 2004	706.53	5 Jan 2004	915.40	29.30%
2005	960.74	8 Dec 2005	817.33	1 Jul 2005	941.02	2.80%
2006	1,506.88	18 Dec 2006	940.16	3 Jan 2006	1,473.33	56.57%
Year 2007	Max	Date	Min	Date	Close	Nominal return
January	1,708.04	30 Jan 2007	1,501.26	3 Jan 2007	1,691.83	14.83%
February	1,698.81	2 Feb 2007	1,609.10	28 Feb 2007	1,609.10	-4.89%
March	1,698.59	30 Mar 2007	1,548.21	6 Mar 2007	1,698.59	5.56%
April	1,897.86	30 Apr 2007	1,705.87	2 Apr 2007	1,897.86	11.73%
May	2,051.48	29 May 2007	1,910.26	9 May 2007	2,028.79	6.90%



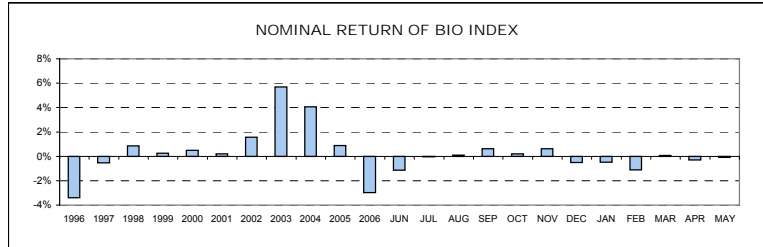
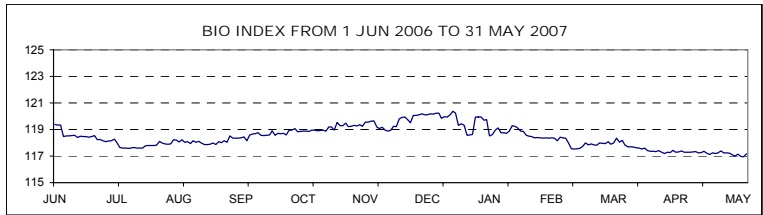
PIX - INVESTMENT FUNDS INDEX

Year	Max	Date	Min	Date	Close	Nominal return
1999	1,633.77	19 Oct 1999	965.15	29 Apr 1999	1,483.50	48.35%
2000	1,572.13	17 Jan 2000	1,097.07	25 May 2000	1,520.79	2.51%
2001	1,588.02	28 Dec 2001	1,328.44	23 May 2001	1,588.02	4.42%
2002	3,013.05	27 Nov 2002	1,551.00	3 Jan 2002	2,729.73	71.89%
2003	3,374.22	29 Dec 2003	2,558.26	12 Mar 2003	3,372.03	23.53%
2004	4,606.40	26 Nov 2004	3,367.18	5 Jan 2004	4,513.38	33.85%
2005	4,752.47	31 Jan 2005	3,893.96	22 Dec 2005	3,962.29	-12.21%
2006	5,099.52	22 Dec 2006	3,733.91	23 Mar 2006	5,084.12	28.31%
Year 2007	Max	Date	Min	Date	Close	Nominal return
January	5,774.67	30 Jan 2007	5,054.97	3 Jan 2007	5,691.50	11.95%
February	5,787.29	19 Feb 2007	5,553.58	28 Feb 2007	5,553.58	-2.42%
March	5,670.39	30 Mar 2007	5,352.82	5 Mar 2007	5,670.39	2.10%
April	6,008.59	26 Apr 2007	5,697.22	10 Apr 2007	5,993.88	5.70%
May	6,333.87	21 May 2007	6,002.49	3 May 2007	6,324.04	5.51%



BIO - STOCK EXCHANGE BOND INDEX

Year	Max	Date	Min	Date	Close	Nominal return
1995	113.52	14 Dec 1995	100.46	5 July 1995	111.68	n.a
1996	111.96	8 Jan 1996	106.61	28 June 1996	107.89	-3.39%
1997	110.97	8 Apr 1997	104.90	29 Jan 1997	107.31	-0.54%
1998	108.22	30 Dec 1998	101.68	25 May 1998	108.22	0.85%
1999	110.52	4 Feb 1999	104.53	16 Aug 1999	108.50	0.26%
2000	109.63	15 Dec 2000	103.96	9 June 2000	109.03	0.49%
2001	110.08	17 Sept 2001	107.81	21 Mar 2001	109.25	0.20%
2002	111.06	27 Dec 2002	107.17	12 Mar 2002	110.96	1.56%
2003	118.14	21 Nov 2003	110.20	24 Jan 2003	117.27	5.69%
2004	122.27	27 Dec 2004	116.28	14 Jan 2004	122.04	4.07%
2005	123.41	7 Oct 2005	120.63	20 Jan 2005	123.11	0.88%
2006	122.78	3 Jan 2006	117.58	7 Jul 2006	119.44	-2.98%
Year 2007	Max	Date	Min	Date	Close	Nominal return
January	119.95	9 Jan 2007	118.52	16 Jan 2007	118.87	-0.48%
February	118.85	1 Feb 2007	117.54	28 Feb 2007	117.54	-1.12%
March	118.36	21 Mar 2007	117.56	1 Mar 2007	117.63	0.08%
April	117.61	4 Apr 2007	117.20	17 Apr 2007	117.28	-0.30%
May	117.38	18 May 2007	116.95	30 May 2007	117.18	-0.09%



A2) INDEX COMPOSITIONS

COMPOSITION OF SLOVENE STOCK EXCHANGE INDEX - SBI 20 ON 31 MAY 2007

Issuer	Trading code	Adjusted number of shares	Base value in EUR	Adjusted share	Sector	Market capitalisation (free float) of index on 31 May 2007	Sector share
KRKA	KRKG	606,109	162.48	15.00%	pharmaceuticals	549,110,510	12.16%
PETROL	PETG	954,981	120.41	15.00%	oil and gas	612,095,072	13.56%
TELEKOM SLOVENIJE	TLSG	1,455,865	292.70	15.00%	telecommunication	634,364,056	14.05%
MERCATOR	MELR	1,437,573	24.46	9.76%	trade	456,659,439	14.99%
LUKA KOPER	LKPG	4,138,622	12.50	7.52%	transport	376,449,057	14.45%
GORENJE	GRVG	7,943,079	10.23	6.97%	household appliances	286,983,444	6.36%
SAVA	SAVA	935,953	83.57	6.57%	industrial conglomerates	433,430,475	14.15%
PIVOVARNA LAŠKO	PILR	4,292,065	27.19	5.53%	food and beverages	289,027,657	7.32%
ISTRABENZ	ITBG	2,683,921	14.61	3.89%	industrial conglomerates	205,454,153	
INTEREUROPA	IEKG	4,747,177	21.69	3.77%	transport	194,539,313	
MERKUR	MER	512,488	94.79	3.38%	trade	162,023,081	
HELIOS, DOMŽALE	HDOG	88,811	795.68	3.22%	chemical products	133,187,192	2.95%
AERODROM LJUBLJANA	AELG	898,446	47.93	1.65%	transport	81,111,705	
LESNINA	MILG	30,487	1,751.61	1.57%	trade	57,925,300	
ŽITO	ZTOG	185,313	213.00	1.16%	food and beverages	41,519,378	
Market capitalisation of index						4,513,879,833	
Share of market capitalisation of shares in index							28.23%

COMPOSITION OF SLOVENE BLUE-CHIP INDEX - SBI TOP ON 31 MAY 2007

Issuer	Trading code	Adjusted number of shares	Base value in EUR	Adjusted share	Sector	Market capitalisation (free float) of index on 31 May 2007	Sector share
KRKA	KRKG	1,484,150	162.48	30.00%	pharmaceuticals	1,344,580,534	25.29%
PETROL	PETG	1,469,875	120.41	18.86%	oil and gas	942,116,381	17.72%
TELEKOM SLOVENIJE	TLSG	1,806,046	292.70	15.20%	telecommunication	786,948,424	14.80%
MERCATOR	MELR	1,437,573	24.46	7.97%	trade	456,659,439	8.59%
LUKA KOPER	LKPG	4,138,622	61.67	6.14%	transport	376,449,057	10.74%
GORENJE	GRVG	7,943,079	10.23	5.69%	household appliances	286,983,444	5.40%
SAVA	SAVA	935,953	238.29	5.36%	industrial conglomerates	433,430,475	12.02%
PIVOVARNA LAŠKO	PILR	4,292,065	27.19	4.51%	food and beverages	289,027,657	5.44%
ISTRABENZ	ITBG	2,683,921	49.22	3.18%	industrial conglomerates	205,454,153	
INTEREUROPA	IEKG	4,747,177	26.98	3.08%	transport	194,539,313	
Market capitalisation of index						5,316,188,877	
Share of market capitalisation of shares in index							33.25%

COMPOSITION OF INVESTMENT FUNDS INDEX - PIX ON 31 MAY 2007

Issuer	Trading code	Adjusted number of shares	Base value in EUR	Adjusted share	Market capitalisation of index on 31 May 2007
NFD 1 DELNIŠKI INVESTICIJSKI SKLAD	NF1N	19,663,233	0.153	15.00%	46,208,598
MAKSIMA ID	MAIR	2,996,444	7.27	15.00%	45,186,376
KD ID	KDIR	3,679,991	2.69	15.00%	45,521,489
INFOND ID	IFIR	3,343,748	7.39	15.00%	46,110,285
KRONA SENIOR ID	SNOG	4,249,795	7.00	15.00%	41,095,518
ZVON ENA ID	ZVIR	2,277,577	10.53	13.45%	43,046,205
INFOND ID 1	IFDR	4,956,471	5.14	11.55%	32,910,967
Market capitalisation of index					300,079,437
Share of market capitalisation (inv.funds) in index					34.59%

COMPOSITION OF STOCK EXCHANGE BOND INDEX - BIO ON 31 MAY 2007

Bonds	Trading code	Base value	Share
SLOVENSKA ODŠKODNINSKA DRUŽBA 2 nd ISSUE	SOS2E	104.03	50.00%
REPUBLIKA SLOVENIJA 39 th ISSUE	RS39	99.07	28.21%
REPUBLIKA SLOVENIJA 58 th ISSUE	RS58	99.50	11.08%
REPUBLIKA SLOVENIJA 61 st ISSUE	RS61	97.4	6.11%
REPUBLIKA SLOVENIJA 38 th ISSUE	RS38	118.39	4.59%

B) NUMBER OF ISSUERS, TRADED SECURITIES AND MEMBERS

	31 May 2006	31 Dec 2006	30 Apr 2007	31 May 2007
NUMBER OF ISSUERS	143	130	127	127
Official market	34	39	40	40
Prime market shares	7	8	8	9
Shares	19	20	20	19
Bonds	8	11	12	12
Mutual funds	-	2	2	2
Semi-official market	116	90	87	87
Shares	88	72	70	70
Bonds	21	12	11	11
Investment companies	8	7	7	7
Short term securities	1	1	1	1
	31 May 2006	31 Dec 2006	30 Apr 2007	31 May 2007
NUMBER OF SECURITIES	220	205	203	203
Official market	84	103	104	104
Prime market shares	7	8	8	9
Shares	19	20	20	19
Bonds	58	72	73	73
Mutual funds	-	3	3	3
Semi-official market	136	102	99	99
Shares	90	74	72	72
Bonds	38	21	20	20
Investment companies	8	7	7	7
Short term securities	12	10	8	8
	31 May 2006	31 Dec 2006	30 Apr 2007	31 May 2007
NUMBER OF MEMBERS	26	24	24	24

C) TURNOVER

C1) TURNOVER BY SECURITIES ON OFFICIAL MARKET IN MAY 2007

1. Shares

Issue	Total (block trades excluded) (in EUR)	Block trades (in EUR)	Cross trades (in EUR)	Share in total turnover (block trades excluded) on official market	Share in turnover (block trades excluded) of shares	Volume in pieces (block trades excluded)	Number of bargains (block trades excluded)
Total shares	121,441,215	100,452,259	8,918,457	94.04%	100.00%	823,893	13,527
Common shares	121,386,417	100,452,259	8,916,946	93.99%	99.95%	822,486	13,509
PRIME MARKET SHARES	97,279,790	50,267,984	7,516,214	75.33%	80.10%	553,319	9,460
1 KRKA	27,613,379	9,648,234	2,593,926	21.38%	22.74%	30,987	2,368
2 TELEKOM SLOVENIJE	25,631,969	2,371,462	2,120,418	19.85%	21.11%	59,031	1,940
3 PETROL	15,046,482	8,535,929	1,143,255	11.65%	12.39%	24,021	1,106
4 LUKA KOPER	8,944,151	0	377,718	6.93%	7.37%	98,929	1,480
5 INTEREUROPA	6,076,091	0	72,631	4.70%	5.00%	149,522	645
6 GORENJE	5,487,618	3,462,549	801,679	4.25%	4.52%	151,548	860
7 MERCATOR	5,033,063	2,292,500	227,573	3.90%	4.14%	16,065	600
8 MERKUR	3,253,041	23,957,310	160,057	2.52%	2.68%	10,597	380
9 DROGA KOLINSKA	193,996	0	18,957	0.15%	0.16%	12,619	81
SHARES	24,106,627	50,184,275	1,400,732	18.67%	19.85%	269,167	4,049
1 PIVOVARNA LAŠKO	7,534,977	0	297,595	5.83%	6.20%	113,976	845
2 SAVA	7,057,597	4,556,658	416,365	5.46%	5.81%	17,471	1,038
3 ISTRABENZ	3,593,832	387,500	172,791	2.78%	2.96%	45,611	921
4 AERODROM LJUBLJANA	2,312,537	0	136,435	1.79%	1.90%	26,142	544
5 ŽITO	1,193,527	0	102,671	0.92%	0.98%	5,398	196
6 GEODETSKI ZAVOD SLOVENIJE	699,690	0	24,344	0.54%	0.58%	39,006	166
7 ACH	459,385	0	14,880	0.36%	0.38%	6,747	80
8 ISKRA AVTOELEKTRIKA	403,790	45,240,117	81,048	0.31%	0.33%	7,106	77
9 SALUS, LJUBLJANA	343,013	0	15,612	0.27%	0.28%	370	48
10 TERME ČATEŽ	328,792	0	120,961	0.25%	0.27%	1,288	55
11 DELO	90,672	0	0	0.07%	0.07%	703	15
12 ETOL	47,440	0	14,718	0.04%	0.04%	266	32
13 MLINOTEST	20,506	0	53	0.02%	0.02%	3,771	16
14 DELO PRODAJA	10,165	0	181	0.01%	0.01%	391	6
15 COMET	9,165	0	1,778	0.01%	0.01%	783	5
16 NIKA	1,300	0	1,300	0.00%	0.00%	103	4
17 EMONA OBALA	239	0	0	0.00%	0.00%	35	1
18 KOMPAS MTS	0	0	0	0.00%	0.00%	0	0
Preferred shares	54,798	0	1,511	0.04%	0.05%	1,407	18
1 PROBANKA	54,798	0	1,511	0.04%	0.05%	1,407	18

2. Bonds

Issue	Total (block trades excluded) (in EUR)	Block trades (in EUR)	Cross trades (in EUR)	Share in total turnover (block trades excluded) on official market	Share in turnover (block trades excluded) of bonds	Volume in pieces (block trades excluded)	Number of bargains (block trades excluded)
Total bonds	4,304,620	3,251,585	3,419,589	3.33%	100.00%	265,154	349
1 REPUBLIKA SLOVENIJA 23 rd ISSUE	1,073,627	0	1,073,627	0.83%	24.94%	10,155	4
2 REPUBLIKA SLOVENIJA 18 th ISSUE	1,046,636	0	1,045,500	0.81%	24.31%	10,011	3
3 REPUBLIKA SLOVENIJA 29 th ISSUE	445,846	0	431,987	0.35%	10.36%	4,274	5
4 REPUBLIKA SLOVENIJA 39 th ISSUE	362,138	452,937	80,501	0.28%	8.41%	218,825	196
5 PROBANKA 7 th ISSUE	323,399	0	200,999	0.25%	7.51%	3,187	16
6 REPUBLIKA SLOVENIJA 59 th ISSUE	142,268	148,386	6,659	0.11%	3.31%	3,423	6
7 REPUBLIKA SLOVENIJA 26 th ISSUE	141,695	0	140,974	0.11%	3.29%	1,368	6
8 ABANKA VIPA 7 th ISSUE	135,825	0	2,126	0.11%	3.16%	1,341	8
9 REPUBLIKA SLOVENIJA 21 st ISSUE	129,653	0	107,067	0.10%	3.01%	4,502	7
10 REPUBLIKA SLOVENIJA 58 th ISSUE	114,594	0	91,369	0.09%	2.66%	2,771	16
11 REPUBLIKA SLOVENIJA 53 rd ISSUE	88,347	0	7,549	0.07%	2.05%	859	16
12 REPUBLIKA SLOVENIJA 38 th ISSUE	59,685	0	42,138	0.05%	1.39%	550	6
13 REPUBLIKA SLOVENIJA 61 st ISSUE	45,743	0	44,113	0.04%	1.06%	1,141	4
14 REPUBLIKA SLOVENIJA 48 th ISSUE	34,250	0	11,526	0.03%	0.80%	336	4
15 REPUBLIKA SLOVENIJA 62 nd ISSUE	33,750	0	29,670	0.03%	0.78%	854	5
16 REPUBLIKA SLOVENIJA 57 th ISSUE	29,249	0	29,249	0.02%	0.68%	679	4
17 REPUBLIKA SLOVENIJA 32 nd ISSUE	23,262	0	23,053	0.02%	0.54%	222	8
18 ABANKA 6 th ISSUE	18,058	0	0	0.01%	0.42%	176	2
19 REPUBLIKA SLOVENIJA 33 rd ISSUE	14,316	0	14,316	0.01%	0.33%	20	1
20 NLB 10 th ISSUE	13,407	0	13,407	0.01%	0.31%	32	11
21 HOTELI BERNARDIN	10,239	0	10,239	0.01%	0.24%	61	2
22 REPUBLIKA SLOVENIJA 49 th ISSUE	5,465	0	4,686	0.00%	0.13%	14	2
23 REPUBLIKA SLOVENIJA 50 th ISSUE	2,421	0	2,421	0.00%	0.06%	24	2
24 REPUBLIKA SLOVENIJA 56 th ISSUE	2,414	0	286	0.00%	0.06%	58	5
25 STANOVANJSKI SKLAD RS 1 st ISSUE	1,929	0	1,929	0.00%	0.04%	116	1
26 NLB 13 th ISSUE	1,886	0	1,886	0.00%	0.04%	4	1
27 ABANKA 4 th ISSUE	1,100	0	1,100	0.00%	0.03%	11	1
28 REPUBLIKA SLOVENIJA 52 nd ISSUE	807	0	0	0.00%	0.02%	19	1
29 REPUBLIKA SLOVENIJA 60 th ISSUE	781	0	0	0.00%	0.02%	19	1
30 REPUBLIKA SLOVENIJA 54 th ISSUE	763	0	763	0.00%	0.02%	17	1
31 BTC 1 st ISSUE	618	0	0	0.00%	0.01%	82	1
32 STANOVANJSKI SKLAD RS 3 rd ISSUE	246	0	246	0.00%	0.01%	1	1
33 BANKA VIPA 7 th ISSUE	105	0	105	0.00%	0.00%	1	1
34 STANOVANJSKI SKLAD RS 2 nd ISSUE	98	0	98	0.00%	0.00%	1	1
35 BANKA VIPA 6 th ISSUE	0	0	0	0.00%	0.00%	0	0
36 NLB 11 th ISSUE	0	1,141,800	0	0.00%	0.00%	0	0
37 BANKA CELJE 7 th ISSUE	0	0	0	0.00%	0.00%	0	0
38 FACTOR BANKA 15 th ISSUE	0	0	0	0.00%	0.00%	0	0
39 BANKA VIPA 4 th ISSUE	0	0	0	0.00%	0.00%	0	0
40 ABANKA VIPA 9 th ISSUE	0	0	0	0.00%	0.00%	0	0
41 NOVA KBM 6 th ISSUE	0	0	0	0.00%	0.00%	0	0
42 NLB 19 th ISSUE	0	0	0	0.00%	0.00%	0	0
43 ABANKA VIPA 10 th ISSUE	0	0	0	0.00%	0.00%	0	0
44 REPUBLIKA SLOVENIJA 44 th ISSUE	0	0	0	0.00%	0.00%	0	0
45 PROBANKA 4 th ISSUE	0	0	0	0.00%	0.00%	0	0
46 FACTOR BANKA 14 th ISSUE	0	0	0	0.00%	0.00%	0	0
47 NLB 17 th ISSUE	0	0	0	0.00%	0.00%	0	0
48 POŠTNA BANKA SLOVENIJE 7 th ISSUE	0	0	0	0.00%	0.00%	0	0
49 BANKA CELJE 8 th ISSUE	0	0	0	0.00%	0.00%	0	0
50 PROBANKA 6 th ISSUE	0	0	0	0.00%	0.00%	0	0
51 NOVA KBM 8 th ISSUE	0	0	0	0.00%	0.00%	0	0
52 ABANKA VIPA 13 th ISSUE	0	0	0	0.00%	0.00%	0	0
53 ABANKA VIPA 12 th ISSUE	0	0	0	0.00%	0.00%	0	0
54 BANKA CELJE 9 th ISSUE	0	0	0	0.00%	0.00%	0	0
55 POŠTNA BANKA SLOVENIJE 6 th ISSUE	0	0	0	0.00%	0.00%	0	0
56 POŠTNA BANKA SLOVENIJE 5 th ISSUE	0	0	0	0.00%	0.00%	0	0
57 NLB 22 nd ISSUE	0	0	0	0.00%	0.00%	0	0
58 POSLOVNI SISTEM MERCATOR	0	0	0	0.00%	0.00%	0	0
59 NLB 16 th ISSUE	0	0	0	0.00%	0.00%	0	0
60 POŠTNA BANKA SLOVENIJE 2 nd ISSUE	0	0	0	0.00%	0.00%	0	0
61 NLB 8 th ISSUE	0	0	0	0.00%	0.00%	0	0
62 NLB 20 th ISSUE	0	0	0	0.00%	0.00%	0	0
63 NOVA KBM 5 th ISSUE	0	0	0	0.00%	0.00%	0	0
64 NLB 12 th ISSUE	0	0	0	0.00%	0.00%	0	0
65 ABANKA VIPA 11 th ISSUE	0	0	0	0.00%	0.00%	0	0
66 NLB 15 th ISSUE	0	0	0	0.00%	0.00%	0	0
67 NLB 14 th ISSUE	0	0	0	0.00%	0.00%	0	0
68 BANKA CELJE 6 th ISSUE A SERIES	0	0	0	0.00%	0.00%	0	0
69 NLB 21 st ISSUE	0	0	0	0.00%	0.00%	0	0
70 NLB 18 th ISSUE	0	1,508,462	0	0.00%	0.00%	0	0
71 NOVA KBM 7 th ISSUE	0	0	0	0.00%	0.00%	0	0
72 PROBANKA 8 th ISSUE	0	0	0	0.00%	0.00%	0	0
73 BANKA VIPA 5 th ISSUE	0	0	0	0.00%	0.00%	0	0
Total official market (shares and bonds)	125,745,835	103,703,844	12,338,046	97.37%	-	1,089,047	13,876

3. Mutual funds

Issue	Total (block trades excluded) (in EUR)	Block trades (in EUR)	Cross trades (in EUR)	Share in total turnover (block trades excluded) on official market	Share in turnover (block trades excluded) of mutual funds	Volume in pieces (block trades excluded)	Number of bargains (block trades excluded)
Total mutual funds	3,398,693	0	658,378	2.63%	100.00%	810,196	1,021
1 MP-BALKAN.SI	2,630,193	0	546,295	2.04%	77.39%	30,076	730
2 PROBANKA GLOBALNI NALOŽBENI SKLAD	632,227	0	38,764	0.49%	18.60%	761,454	252
3 MP-EUROSTOCK.SI	136,273	0	73,319	0.11%	4.01%	18,666	39
Total official market	129,144,528	103,703,844	12,996,424	100.00%	-	1,899,243	14,897

C2) TURNOVER BY SECURITIES ON SEMI-OFFICIAL MARKET IN MAY 2007

1. Shares (1)

Issue	Total (block trades excluded) (in EUR)	Block trades (in EUR)	Cross trades (in EUR)	Share in total turnover (block trades excluded) on semi-official market	Share in turnover (block trades excluded) of shares	Volume in pieces (block trades excluded)	Number of bargains (block trades excluded)
Total shares	10,122,020	10,710,083	1,214,301	44.16%	100.00%	885,728	4,211
Total common shares	9,925,475	10,710,083	1,213,790	43.31%	98.06%	881,444	4,093
1 NFD HOLDING	1,765,698	4,702,700	90,926	7.70%	17.44%	243,518	471
2 HELIOS, DOMŽALE	1,231,933	0	308,367	5.37%	12.17%	839	100
3 LESNINA	986,562	0	97,369	4.30%	9.75%	525	70
4 ZVON ENA HOLDING	808,387	192,000	39,034	3.53%	7.99%	63,645	224
5 JUTEKS	700,096	0	25,727	3.05%	6.92%	5,356	126
6 KD HOLDING	649,367	0	86,474	2.83%	6.42%	8,423	344
7 ETRA 33	613,501	0	93,228	2.68%	6.06%	1,068	65
8 INFOND HOLDING	444,974	0	27,348	1.94%	4.40%	68,073	276
9 CINKARNA CELJE	389,398	0	21,974	1.70%	3.85%	2,432	102
10 BELINKA	387,973	210,000	8,385	1.69%	3.83%	13,188	33
11 ZVON DVA HOLDING	375,038	4,673,999	29,372	1.64%	3.71%	154,768	321
12 ZLATA MONETA II	249,532	0	140,792	1.09%	2.47%	99,286	105
13 TRIGLAV NALOŽBE	130,536	0	64,749	0.57%	1.29%	67,737	384
14 PLAMA - PUR	107,563	0	15,060	0.47%	1.06%	6,583	23
15 MAKSIMA INVEST	104,100	0	9,463	0.45%	1.03%	28,543	176
16 LIP BLEED	97,451	668,330	17,296	0.43%	0.96%	9,541	38
17 SLOVENIJALES	95,151	0	0	0.42%	0.94%	1,605	26
18 AKTIVA NALOŽBE	86,561	0	38,947	0.38%	0.86%	18,033	193
19 DZS	81,666	0	5,317	0.36%	0.81%	2,950	28
20 TOSAMA	80,906	0	7,677	0.35%	0.80%	1,430	59
21 KD GROUP	76,469	0	0	0.33%	0.76%	140	17
22 MAKSIMA HOLDING	70,780	0	19,724	0.31%	0.70%	15,750	157
23 CETIS	42,237	0	1,110	0.18%	0.42%	373	18
24 MELAMIN	40,577	0	170	0.18%	0.40%	1,193	15
25 JAVOR PIVKA	36,666	0	481	0.16%	0.36%	7,542	56
26 VIPA HOLDING	32,212	0	23,567	0.14%	0.32%	7,939	50
27 CENTER NALOŽBE	26,559	0	1,080	0.12%	0.28%	8,457	207
28 MEDVEŠEK PUŠNIK	20,840	0	360	0.09%	0.21%	113	4
29 HRAM HOLDING	18,067	0	731	0.08%	0.18%	6,475	63
30 MARINA PORTOROŽ	16,511	0	0	0.07%	0.16%	209	9
31 MITOL SEŽANA	16,169	0	3,534	0.07%	0.16%	874	6
32 ALPETOUR POTOVALNA AGENCIJA	15,606	0	3,590	0.07%	0.15%	1,039	7
33 TRDNJAVA HOLDING	12,394	0	0	0.05%	0.12%	7,306	27
34 KOŠAKI TMI	10,890	0	10,890	0.05%	0.11%	165	2
35 GEA	10,382	0	0	0.05%	0.10%	2,584	10
36 ALPOS	10,198	0	6,363	0.04%	0.10%	219	14
37 MERCATA	9,656	0	2,814	0.04%	0.10%	2,145	36
38 M1	9,182	0	793	0.04%	0.09%	4,057	56
39 GORENJSKI TISK	9,058	0	1,805	0.04%	0.09%	596	5
40 MODRA LINIJA HOLDING	8,646	0	4,403	0.04%	0.09%	2,246	56
41 KRONA HOLDING	7,187	0	1,344	0.03%	0.07%	3,151	24
42 MIP	6,178	0	0	0.03%	0.06%	1,130	7
43 GRAND HOTEL UNION	5,376	0	0	0.02%	0.05%	426	5
44 TOVARNA SLADKORJA ORMOŽ	3,500	0	425	0.02%	0.03%	132	7
45 TEKSTINA	3,481	0	464	0.02%	0.03%	3,301	7
46 VIZIJA HOLDING ENA	2,878	0	0	0.01%	0.03%	1,026	10
47 VIZIJA HOLDING	2,466	0	0	0.01%	0.02%	832	9
48 JATA EMONA	2,044	0	0	0.01%	0.02%	489	5
49 SWATY	2,021	0	0	0.01%	0.02%	47	1
50 GEA COLLEGE	1,853	0	1,392	0.01%	0.02%	772	8

1. Shares (2)

Issue	Total (block trades excluded) (in EUR)	Block trades (in EUR)	Cross trades (in EUR)	Share in total turnover (block trades excluded) on semi-official market	Share in turnover (block trades excluded) of shares	Volume in pieces (block trades excluded)	Number of bargains (block trades excluded)
51 LIZ INŽENIRING	1,720	0	553	0.01%	0.02%	256	3
52 ELMO	1,455	0	251	0.01%	0.01%	493	2
53 TRDNJAVA I HOLDING	1,253	0	0	0.01%	0.01%	938	6
54 ZDRAVILIŠČE ROGAŠKA	1,226	0	0	0.01%	0.01%	1,050	11
55 INLES	1,194	0	0	0.01%	0.01%	297	3
56 NAMA	910	0	0	0.00%	0.01%	35	2
57 MKT PRINT	522	0	0	0.00%	0.01%	37	1
58 JADRAN	517	263,054	441	0.00%	0.01%	27	2
59 TERME DOBRNA	202	0	0	0.00%	0.00%	40	1
60 RTC KRVAVEC	0	0	0	0.00%	0.00%	0	0
61 GORIŠKE OPEKARNE	0	0	0	0.00%	0.00%	0	0
62 NIKO	0	0	0	0.00%	0.00%	0	0
63 ŽELEZARNA RAVNE - MONTER DRAVOGRAD	0	0	0	0.00%	0.00%	0	0
64 HIDROTEHNIK	0	0	0	0.00%	0.00%	0	0
65 INTERTRADE ITA	0	0	0	0.00%	0.00%	0	0
66 SIJAJ HRASTNIK	0	0	0	0.00%	0.00%	0	0
67 VELANA	0	0	0	0.00%	0.00%	0	0
68 JELEN GOSTINSKO PODJETJE	0	0	0	0.00%	0.00%	0	0
69 FOND INVEST	0	0	0	0.00%	0.00%	0	0
Preferred shares	196,545	0	511	0.86%	1.94%	4,284	118
1 PRVA POKOJNINSKA DRUŽBA	146,181	0	0	0.64%	1.44%	3,010	5
2 KD HOLDING	50,364	0	511	0.22%	0.50%	1,274	113
3 ZDRAVILIŠČE ROGAŠKA	0	0	0	0.00%	0.00%	0	0

2. Bonds

Issue	Total (block trades excluded) (in EUR)	Block trades (in EUR)	Cross trades (in EUR)	Share in total turnover (block trades excluded) on semi-official market	Share in turnover (block trades excluded) of bonds	Volume in pieces (block trades excluded)	Number of bargains (block trades excluded)
Total bonds	4,342,255	1,575,798	376,582	18.95%	100.00%	88,003	289
1 SLOVENSKA ODŠKODNINSKA DRUŽBA 2 nd ISSUE	4,268,350	1,195,362	315,365	18.62%	98.30%	87,806	281
2 FACTOR BANKA 8 th ISSUE	50,000	200,000	50,000	0.22%	1.15%	50	1
3 CIMOS 1 st ISSUE	12,688	0	0	0.06%	0.29%	120	2
4 FACTOR BANKA 6 th ISSUE	11,217	0	11,217	0.05%	0.26%	27	5
5 FACTOR BANKA 9 th ISSUE	0	0	0	0.00%	0.00%	0	0
6 FACTOR BANKA 10 th ISSUE	0	0	0	0.00%	0.00%	0	0
7 SIP STROJNA INDUSTRIJA 1 st ISSUE B SERIES	0	0	0	0.00%	0.00%	0	0
8 ZAVAROVALNICA THRIGLAV 1 st ISSUE	0	0	0	0.00%	0.00%	0	0
9 BANKA ZASAVJE 3 rd ISSUE	0	0	0	0.00%	0.00%	0	0
10 POTEZA NALOŽBE	0	0	0	0.00%	0.00%	0	0
11 DARS	0	180,436	0	0.00%	0.00%	0	0
12 FMR	0	0	0	0.00%	0.00%	0	0
13 DEOS 1 st ISSUE	0	0	0	0.00%	0.00%	0	0
14 FACTOR BANKA 11 th ISSUE	0	0	0	0.00%	0.00%	0	0
15 DARS 2 nd ISSUE	0	0	0	0.00%	0.00%	0	0
16 KD HOLDING 1 st ISSUE	0	0	0	0.00%	0.00%	0	0
17 DARS 3 rd ISSUE	0	0	0	0.00%	0.00%	0	0
18 FACTOR BANKA 12 th ISSUE	0	0	0	0.00%	0.00%	0	0
19 KD HOLDING 2 nd ISSUE	0	0	0	0.00%	0.00%	0	0
20 FACTOR BANKA 13 th ISSUE	0	0	0	0.00%	0.00%	0	0
Total semi-official market (shares and bonds)	14,464,275	12,285,881	1,590,883	63.11%	-	973,731	4,500

3. Investment companies

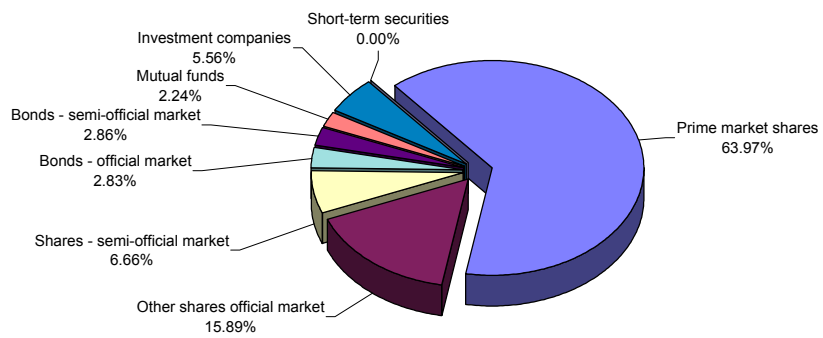
Issue	Total (block trades excluded) (in EUR)	Block trades (in EUR)	Cross trades (in EUR)	Share in total turnover (block trades excluded) on semi-official market	Share in turnover (block trades excluded) of investment companies	Volume in pieces (block trades excluded)	Number of bargains (block trades excluded)
Total investment companies	8,455,507	1,561,200	1,179,389	36.89%	100.00%	2,047,468	2,588
1 NFD 1 DELNIŠKI INVESTICIJSKI SKLAD	3,772,422	0	393,330	16.46%	44.61%	1,662,463	780
2 KD ID	1,393,959	0	220,591	6.08%	16.49%	114,538	414
3 INFOND ID	1,021,158	1,561,200	241,601	4.46%	12.08%	75,168	311
4 MAKSIMA ID	870,695	0	194,051	3.80%	10.30%	59,151	428
5 KRONA SENIOR ID	772,651	0	102,565	3.37%	9.14%	80,173	143
6 ZVON ENA ID	412,920	0	12,405	1.80%	4.88%	23,131	292
7 INFOND ID 1	211,702	0	14,846	0.92%	2.50%	32,844	220
Short-term securities	0	0	0	0.00%	-	0	0
Total semi-official market	22,919,782	13,847,081	2,770,272	100.00%	-	3,021,199	7,088
Total turnover on BTS system	152,064,310	117,550,925	15,766,696	-	-	4,920,442	21,985

C3) TURNOVER BY SECURITIES ON MARKET MAKER TRADING SEGMENT* IN MAY 2007

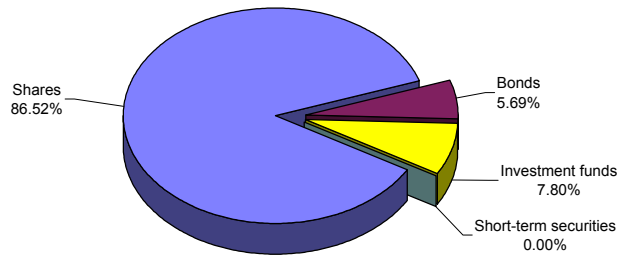
Issue	Total (in EUR)	Share in turnover on market maker segment of individual type of securities	Share in turnover on market maker segment	Volume in pieces	Number of bargains
Total bonds	534,561	100.00%	8.93%	13,620	3
1 REPUBLIKA SLOVENIJA 62 nd ISSUE	534,561	100.00%	8.93%	13,620	3
2 REPUBLIKA SLOVENIJA 52 nd ISSUE	0	0.00%	0.00%	0	0
3 REPUBLIKA SLOVENIJA 54 th ISSUE	0	0.00%	0.00%	0	0
4 REPUBLIKA SLOVENIJA 56 th ISSUE	0	0.00%	0.00%	0	0
5 REPUBLIKA SLOVENIJA 57 th ISSUE	0	0.00%	0.00%	0	0
6 REPUBLIKA SLOVENIJA 58 th ISSUE	0	0.00%	0.00%	0	0
7 REPUBLIKA SLOVENIJA 59 th ISSUE	0	0.00%	0.00%	0	0
8 REPUBLIKA SLOVENIJA 60 th ISSUE	0	0.00%	0.00%	0	0
9 REPUBLIKA SLOVENIJA 61 st ISSUE	0	0.00%	0.00%	0	0
Total treasury bills	5,449,841	100.00%	91.07%	9,685	9
1 SIX-MONTH TREASURY BILLS 47 th ISSUE	3,876,580	71.13%	64.78%	3,955	3
2 SIX-MONTH TREASURY BILLS 46 th ISSUE	847,216	15.55%	14.16%	860	3
3 SIX-MONTH TREASURY BILLS 45 th ISSUE	546,168	10.02%	9.13%	550	2
4 DVENAJST-MONTH TREASURY BILLS 37 th ISSUE	179,877	3.30%	3.01%	4,320	1
5 TWELVE-MONTH TREASURY BILLS 38 th ISSUE	0	0.00%	0.00%	0	0
6 TWELVE-MONTH TREASURY BILLS 39 th ISSUE	0	0.00%	0.00%	0	0
7 TWELVE-MONTH TREASURY BILLS 40 th ISSUE	0	0.00%	0.00%	0	0
8 SIX-MONTH TREASURY BILLS 44 th ISSUE	0	0.00%	0.00%	0	0
9 THREE-MONTH TREASURY BILLS 106 th ISSUE	0	0.00%	0.00%	0	0
10 THREE-MONTH TREASURY BILLS 107 th ISSUE	0	0.00%	0.00%	0	0
Total market maker trading segment*	5,984,402	-	100.00%	23,305	12

*special segment for trading in securities by Republic of Slovenia.

Structure of turnover by securities in May 2007



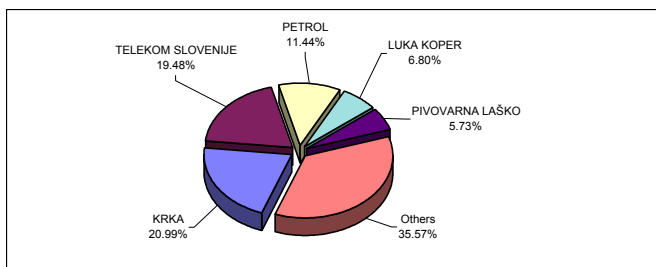
Structure of turnover by securities - all markets - May 2007



C4) MOST TRADED SECURITIES IN MAY 2007

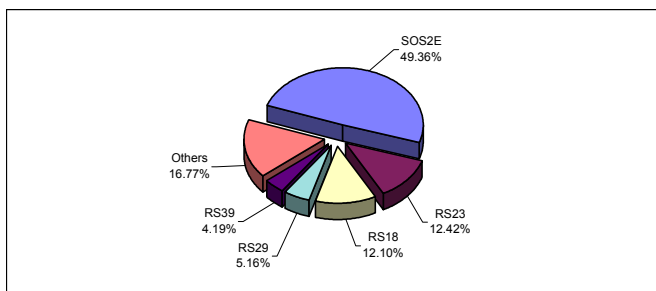
MOST TRADED SHARES

Issuer	Turnover (in 000 EUR) - order book trades only	Market capitalisation as of 31 May 2007 (in EURm)	Number of bargains - order book trades only
KRKA	27,613	3,209	2,368
TELEKOM SLOVENIJE	25,632	2,848	1,940
PETROL	15,046	1,337	1,106
LUKA KOPER	8,944	649	1,480
PIVOVARNA LAŠKO	7,535	324	845
Others	46,792	7,656	9,999
Total	131,563	16,023	17,738



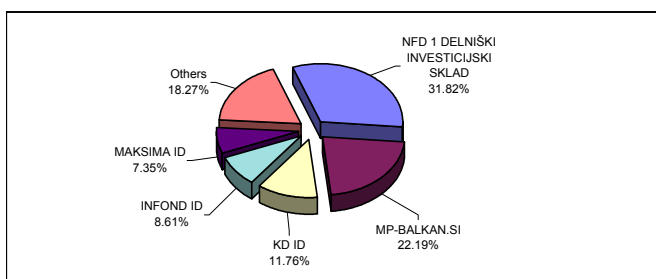
MOST TRADED BONDS

Issuer	Turnover (in 000 EUR) - order book trades only	Market capitalisation as of 31 May 2007 (in EURm)	Number of bargains - order book trades only
SLOVENSKA ODŠKODNINSKA DRUŽBA 2 nd ISSUE	4,268	632	281
REPUBLIKA SLOVENIJA 23 rd ISSUE	1,074	42	4
REPUBLIKA SLOVENIJA 18 th ISSUE	1,047	52	3
REPUBLIKA SLOVENIJA 29 th ISSUE	446	57	5
REPUBLIKA SLOVENIJA 39 th ISSUE	362	40	196
Others	1,450	5,327	149
Total	8,647	6,151	638



MOST TRADED INVESTMENT FUNDS

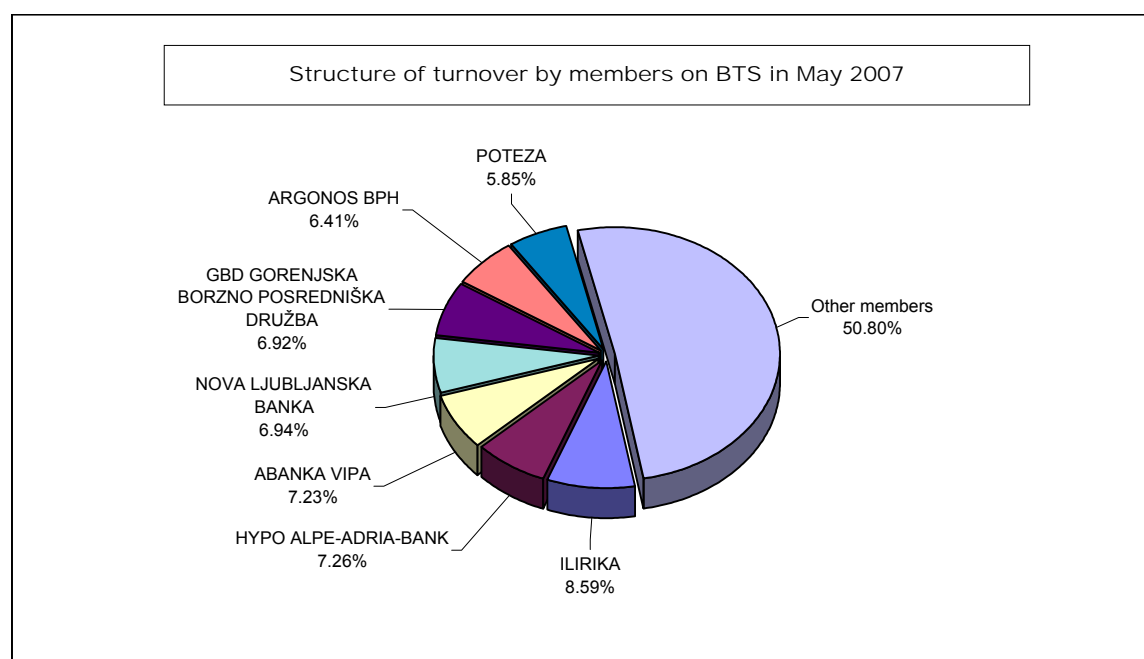
INVESTMENT FUNDS	Turnover (in 000 EUR) - order book trades only	Market capitalisation as of 31 May 2007 (in EURm)	Number of bargains - order book trades only
NFD 1 DELNIŠKI INVESTICIJSKI SKLAD	3,772	377	780
MP-BALKAN.SI	2,630	42	730
KD ID	1,394	114	414
INFOND ID	1,021	112	311
MAKSIMA ID	871	118	428
Others	2,166	267	946
Total	11,854	1,030	3,609



C5) TURNOVER BY LJSE MEMBERS

TURNOVER BY MEMBERS ON BTS IN MAY 2007

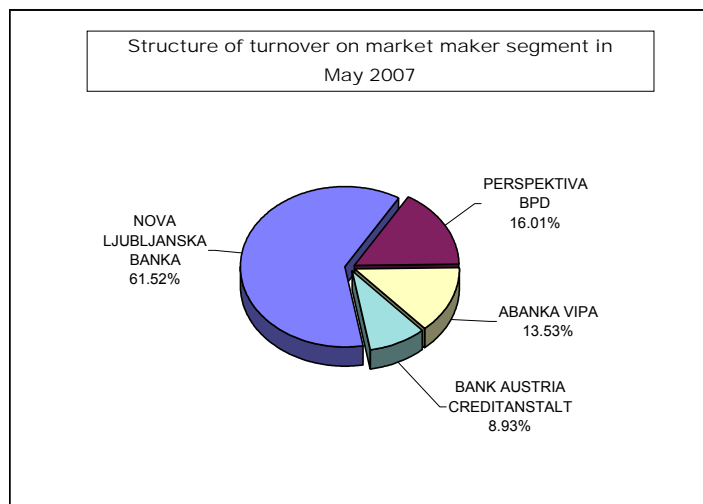
Member	Official market (in EUR)	Semi-official market (in EUR)	Total (in EUR)	Share in turnover
1 ILIRIKA	21,974,576	4,135,379	26,109,955	8.59%
2 HYPO ALPE-ADRIA-BANK	20,665,995	1,413,465	22,079,460	7.26%
3 ABANKA VIPA	15,902,892	6,074,938	21,977,830	7.23%
4 NOVA LJUBLJANSKA BANKA	17,488,563	3,623,597	21,112,160	6.94%
5 GBD GORENJSKA BORZNO POSREDNIŠKA DRUŽBA	14,611,218	6,424,412	21,035,630	6.92%
6 ARGONOS BPH	15,611,363	3,895,394	19,506,757	6.41%
7 POTEZA	14,249,466	3,556,702	17,806,168	5.85%
8 MP BPH	14,202,937	3,485,462	17,688,399	5.82%
9 CERTIUS BPH	15,951,700	1,140,357	17,092,057	5.62%
10 PERSPEKTIVA BPD	15,486,841	844,610	16,331,451	5.37%
11 RAIFFEISEN KREKOVA BANKA	13,602,952	767,435	14,370,387	4.73%
12 BANK AUSTRIA CREDITANSTALT	13,013,881	427,655	13,441,536	4.42%
13 SKB BANKA	11,752,473	557,867	12,310,340	4.05%
14 PROBANKA	9,737,882	897,369	10,635,251	3.50%
15 DEŽELNA BANKA SLOVENIJE	9,019,644	1,253,900	10,273,544	3.38%
16 FACTOR BANKA	7,616,096	2,094,296	9,710,392	3.19%
17 PFCI	6,835,699	1,191,679	8,027,378	2.64%
18 NOVA KBM	5,951,590	1,227,285	7,178,875	2.36%
19 PUBLIKUM	5,250,162	347,085	5,597,247	1.84%
20 KD BPD	4,373,634	769,984	5,143,618	1.69%
21 BANK KOPER	2,585,214	335,669	2,920,883	0.96%
22 VERITAS BH	1,337,565	593,266	1,930,831	0.63%
23 MOJA DELNICA BPH	918,916	698,885	1,617,801	0.53%
24 GORENJSKA BANKA	147,783	82,871	230,654	0.08%
TOTAL	258,289,042	45,839,562	304,128,604	100.00%



TURNOVER ON MARKET MAKERS SEGMENT* IN
MAY 2007

	Market maker	Turnover on market maker segment	Share in turnover
1	NOVA LJUBLJANSKA BANKA	7,363,671	61.52%
2	PERSPEKTIVA BPD	1,916,457	16.01%
3	ABANKA VIPA	1,619,553	13.53%
4	BANK AUSTRIA CREDITANSTALT	1,069,122	8.93%
	TOTAL	11,968,804	100.00%

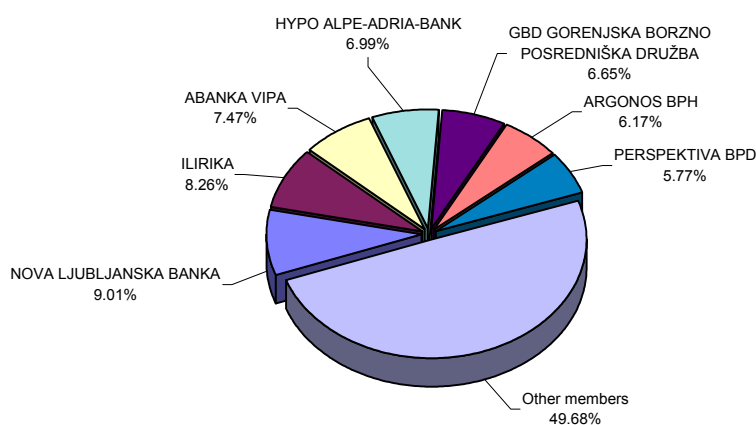
*special segment for trading in securities issued by Republic of Slovenia.



TOTAL TURNOVER BY MEMBERS (BLOCK TRADES EXCLUDED)
IN MAY 2007

Member	Turnover with equity securities via BTS	Turnover with debt securities via BTS	Turnover with debt securities on market maker segment	Total (in EUR)	Share in total turnover
1 NOVA LJUBLJANSKA BANKA	18,511,904	2,600,256	7,363,671	28,475,831	9.01%
2 ILIRIKA	19,954,919	6,155,036		26,109,955	8.26%
3 ABANKA VIPA	20,986,934	990,895	1,619,553	23,597,382	7.47%
4 HYPO ALPE-ADRIA-BANK	21,866,431	213,029		22,079,460	6.99%
5 GBD GORENJSKA BORZNO POSREDNIŠKA DRUŽBA	19,086,451	1,949,178		21,035,629	6.65%
6 ARGONOS BPH	18,545,302	961,456		19,506,758	6.17%
7 PERSPEKTIVA BPD	16,230,757	100,693	1,916,457	18,247,907	5.77%
8 POTEZA	17,341,297	464,871		17,806,168	5.63%
9 MP BPH	14,647,820	3,040,578		17,688,398	5.60%
10 CERTIUS BPH	15,674,796	1,417,262		17,092,058	5.41%
11 BANK AUSTRIA CREDITANSTALT	13,279,225	162,310	1,069,122	14,510,657	4.59%
12 RAIFFEISEN KREKOVA BANKA	13,934,471	435,916		14,370,387	4.55%
13 SKB BANKA	11,967,758	342,582		12,310,340	3.89%
14 PROBANKA	9,918,699	716,552		10,635,251	3.36%
15 DEŽELNA BANKA SLOVENIJE	10,158,763	114,781		10,273,544	3.25%
16 FACTOR BANKA	7,600,695	2,109,696		9,710,391	3.07%
17 PFCI	7,585,300	442,079		8,027,379	2.54%
18 NOVA KBM	6,229,567	949,308		7,178,875	2.27%
19 PUBLIKUM	5,489,634	107,612		5,597,246	1.77%
20 KD BPD	4,928,262	215,356		5,143,618	1.63%
21 BANK KOPER	2,879,370	41,514		2,920,884	0.92%
22 VERITAS BH	1,408,772	522,059		1,930,831	0.61%
23 MOJA DELNICA BPH	1,584,644	33,157		1,617,801	0.51%
24 GORENJSKA BANKA	225,699	4,956		230,655	0.07%
TOTAL	280,037,470	24,091,132	11,968,804	316,097,406	100.00%

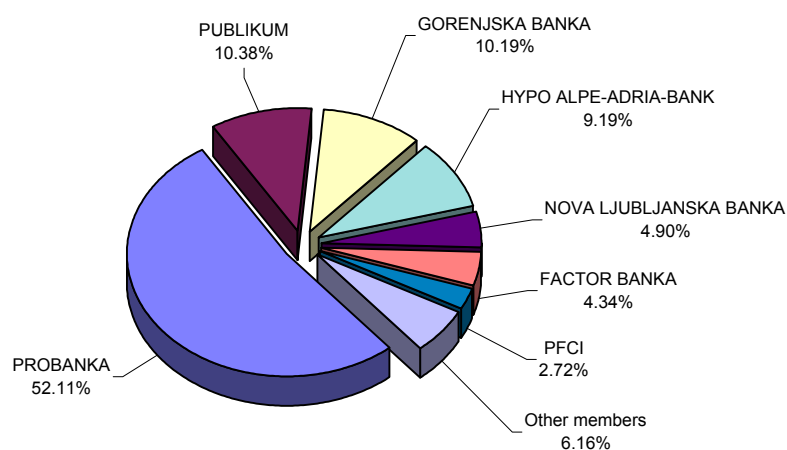
Structure of total turnover by members (block trades excluded) in May 2007



TURNOVER BY MEMBERS WITH BLOCK TRADES IN MAY 2007

Member	Official market (in EUR)	Semi-official market (in EUR)	Total (in EUR)	Share in turnover
1 PROBANKA	105,317,847	17,184,153	122,502,000	52.11%
2 PUBLIKUM	24,407,310		24,407,310	10.38%
3 GORENJSKA BANKA	23,957,310		23,957,310	10.19%
4 HYPO ALPE-ADRIA-BANK	21,613,478		21,613,478	9.19%
5 NOVA LJUBLJANSKA BANKA	9,929,586	1,599,714	11,529,300	4.90%
6 FACTOR BANKA	9,378,597	832,000	10,210,597	4.34%
7 PFCI	1,687,117	4,702,700	6,389,817	2.72%
8 SKB BANKA	2,283,600	1,709,701	3,993,301	1.70%
9 RAIFFEISEN KREKOVA BANKA	2,292,500		2,292,500	0.98%
10 BANK AUSTRIA CREDITANSTALT	1,773,364		1,773,364	0.75%
11 BANK KOPER	1,242,078		1,242,078	0.53%
12 ILIRIKA	905,874	180,436	1,086,310	0.46%
13 NOVA KBM	387,500	681,023	1,068,523	0.45%
14 GBD GORENJSKA BORZNO POSREDNIŠKA DRUŽBA	1,061,236		1,061,236	0.45%
15 DEŽELNA BANKA SLOVENIJE	585,144	432,000	1,017,144	0.43%
16 MP BPH	585,144		585,144	0.25%
17 POTEZA		192,000	192,000	0.08%
18 KD BPD		180,436	180,436	0.08%
TOTAL	207,407,685	27,694,163	235,101,848	100.00%

Structure of turnover by members with block trades in May 2007



C6) TURNOVER IN YEARS 2006 AND 2007

MONTHLY TURNOVER ON OFFICIAL AND SEMI-OFFICIAL MARKET

	Number of trading days	Turnover - block trades excluded (in EUR)		average	Number of bargains - block trades excluded	
		per year	average per day	per bargain	per year	average per day
Year 2006						
May	21	88,742,286	4,225,823	4,048	21,920	1,044
June	22	75,254,578	3,420,663	4,526	16,629	756
July	21	68,629,601	3,268,076	4,621	14,851	707
August	22	86,051,714	3,911,442	5,174	16,630	756
September	21	89,454,843	4,259,754	5,116	17,487	833
October	21	117,848,170	5,611,818	6,334	18,606	886
November	21	85,857,249	4,088,440	5,203	16,502	786
December	17	103,636,534	6,096,267	5,087	20,371	1,198
TOTAL	247	996,477,198			228,941	
Average 2006	21	83,039,767	4,034,321	4,353	19,078	927
Year 2007						
January	21	182,087,339	8,670,826	7,491	24,307	1,157
February	19	131,292,486	6,910,131	6,290	20,874	1,099
March	22	169,026,770	7,683,035	8,220	20,563	935
April	18	152,325,686	8,462,538	7,416	20,541	1,141
May	21	152,064,310	7,241,158	6,917	21,985	1,047
TOTAL	101	786,796,591			108,270	
Average 2007	20	157,359,318	7,793,537	7,267	21,654	1,076

TURNOVER BY SECURITIES ON ALL MARKETS OF LJUBLJANA STOCK EXCHANGE IN YEARS 1998 - 2007

Total turnover and number of bargains

Year	Number of trading days	Turnover - block trades excluded (in EUR)		average	Number of bargains - block trades excluded	
		per year	average per day	per bargain	per year	average per day
2007	101	786,796,591	7,790,065	7,267	108,270	1,072
2006	247	996,477,198	4,034,321	4,353	228,941	927
2005	250	579,204,722	2,316,819	2,263	255,908	1,024
2004	255	837,861,029	3,285,730	2,382	351,760	1,379
2003	249	700,844,661	2,814,637	2,058	340,582	1,368
2002	247	1,156,611,591	4,682,638	2,563	451,250	1,827
2001	247	707,615,828	2,864,841	2,221	318,645	1,290
2000	249	1,174,224,149	4,715,760	2,971	395,284	1,587
1999	254	1,397,785,135	5,503,091	3,134	445,966	1,756
1998	252	2,259,292,124	8,965,445	9,531	237,049	941

MONTHLY TURNOVER ON MARKET MAKER SEGMENT*

Year 2006	Number of	Turnover (in EUR)		average	Number of bargains	
Month	trading days	per month	average per day	per bargain	per month	average per day
May	21	244,806,073	11,657,432	1,723,986	142	7
June	22	223,829,777	10,174,081	2,131,712	105	5
July	21	173,800,148	8,276,198	1,287,409	135	6
August	22	110,511,915	5,023,269	1,072,931	103	5
September	21	85,815,796	4,086,466	1,320,243	65	3
October	21	68,437,479	3,258,928	937,500	73	3
November	21	66,707,548	3,176,550	1,010,720	66	3
December	17	36,736,164	2,160,951	720,317	51	3
TOTAL	247	1,765,706,487			1,264	
Average 2006	21	147,142,207	7,148,609	1,396,920	105	5
Year 2007						
January	21	17,424,028	829,716	757,566	23	1
February	19	70,213,338	3,695,439	1,080,205	65	3
March	22	41,235,832	1,874,356	1,330,188	31	1
April	18	18,257,649	1,014,314	793,811	23	1
May	21	5,984,402	284,972	498,700	12	1
TOTAL	101	153,115,249			154	
Average 2007	20	30,623,050	1,539,759	892,094	31	2

*special segment for trading in securities issued by Republic of Slovenia.

MONTHLY TURNOVER WITH BLOCK TRADES

Year 2006	Number of	Turnover (in EUR)		average	Number of bargains	
Month	trading days	per month	average per day	per bargain	per month	average per day
May	21	76,882,897	3,661,090	668,547	115	5
June	22	48,484,285	2,203,831	489,740	99	5
July	21	90,623,360	4,315,398	1,192,413	76	4
August	22	50,532,836	2,296,947	574,237	88	4
September	21	61,280,630	2,918,125	600,790	102	5
October	21	75,892,145	3,613,912	592,907	128	6
November	21	52,633,555	2,506,360	469,942	112	5
December	17	68,465,677	4,027,393	575,342	119	7
TOTAL	247	813,987,562			1,274	
Average 2006	21	67,832,297	3,295,496	638,923	106	5
Year 2007						
January	21	116,670,319	5,555,729	777,802	150	7
February	19	129,659,619	6,824,190	1,394,189	93	5
March	22	61,615,234	2,800,692	648,581	95	4
April	18	55,383,558	3,076,864	576,912	96	5
May	21	117,550,925	5,597,663	1,187,383	99	5
TOTAL	101	480,879,655			533	
Average 2007	20	96,175,931	4,771,028	916,974	107	5

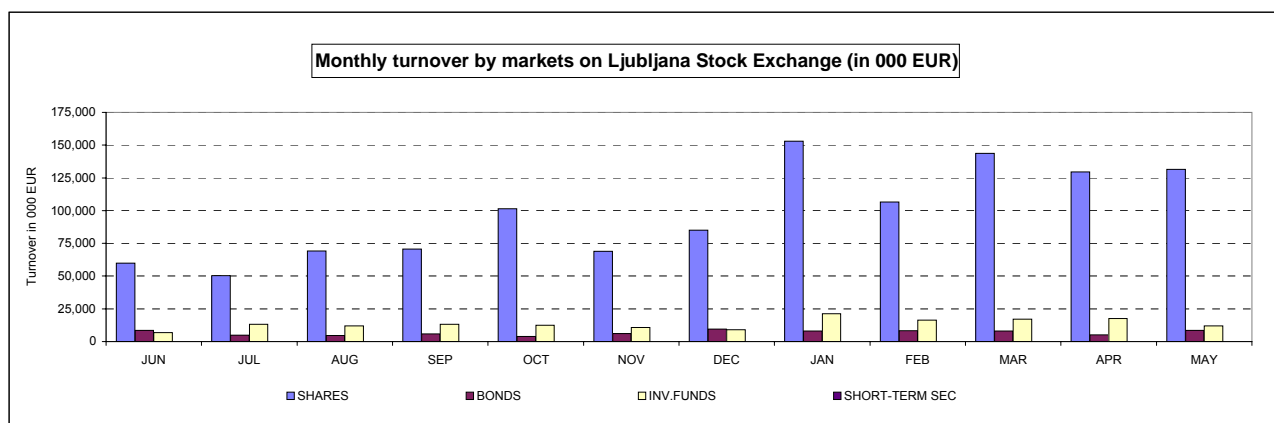
STRUCTURE OF TURNOVER

MONTHLY TURNOVER (BLOCK AND TUVL TRADES EXCLUDED) BY MARKETS ON LJUBLJANA STOCK EXCHANGE (in EUR)

YEAR 2006	OFFICIAL MARKET			SEMI-OFFICIAL MARKET			INVESTMENT COMPANIES	SHORT-TERM SECURITIES	TOTAL	INDEX $\frac{t}{(t-1)}$
	SHARES	BONDS	MUTUAL FUNDS	SHARES	BONDS					
May	68,680,404	1,592,241	0	6,049,576	3,859,680	8,560,384	0	88,742,285	89	
June	55,599,123	2,447,647	6,401	4,361,813	6,023,035	6,816,559	0	75,254,578	85	
July	45,133,270	1,023,502	2,252	5,333,720	3,889,034	13,247,824	0	68,629,602	91	
August	60,223,528	1,050,717	12,171	9,037,747	3,662,241	12,065,310	0	86,051,714	125	
September	63,126,225	1,115,959	22,539	7,489,699	4,643,784	13,056,637	0	89,454,843	104	
October	95,078,783	1,149,060	152,345	6,424,605	2,787,387	12,255,990	0	117,848,170	132	
November	62,386,599	1,940,607	420,224	6,652,746	4,152,462	10,279,887	24,724	85,857,249	73	
December	78,814,431	3,897,618	2,203,287	6,169,905	5,657,181	6,894,112	0	103,636,534	121	
Total 2006	722,722,220	23,467,967	2,819,219	78,496,322	57,537,135	111,409,611	24,724	996,477,198		
YEAR 2007										
January	144,604,991	1,959,442	5,541,576	8,317,737	6,038,547	15,625,046	0	182,087,339	176	
February	100,156,524	4,143,992	7,075,783	6,480,767	4,063,859	9,371,561	0	131,292,486	72	
March	137,432,672	3,285,913	6,509,916	6,345,130	4,752,532	10,696,441	4,166	169,026,770	129	
April	120,828,324	2,648,036	10,634,731	8,758,994	2,390,031	7,065,570	0	152,325,686	90	
May	121,441,215	4,304,620	3,398,693	10,122,020	4,342,255	8,455,507	0	152,064,310	100	
Total 2007	624,463,726	16,342,003	33,160,699	40,024,648	21,587,224	51,214,125	4,166	786,796,591		

MONTHLY TURNOVER (BLOCK AND TUVL TRADES EXCLUDED) BY SECURITIES ON LJUBLJANA STOCK EXCHANGE (in EUR)

YEAR 2006	SHARES	BONDS	INVESTMENT FUNDS	SHORT-TERM SECURITIES	TOTAL	INDEX $\frac{t}{(t-1)}$
May	74,729,980	5,451,921	8,560,384	0	88,742,285	89
June	59,960,936	8,470,682	6,822,960	0	75,254,578	85
July	50,466,990	4,912,536	13,250,076	0	68,629,602	91
August	69,261,275	4,712,958	12,077,481	0	86,051,714	125
September	70,615,924	5,759,743	13,079,176	0	89,454,843	104
October	101,503,388	3,936,447	12,408,335	0	117,848,170	132
November	69,039,345	6,093,069	10,700,111	24,724	85,857,249	73
December	84,984,336	9,554,799	9,097,399	0	103,636,534	121
Total 2006	801,218,542	81,005,102	114,228,830	24,724	996,477,198	
YEAR 2007						
January	152,922,728	7,997,989	21,166,622	0	182,087,339	176
February	106,637,291	8,207,851	16,447,344	0	131,292,486	72
March	143,777,802	8,038,445	17,206,357	4,166	169,026,770	129
April	129,587,318	5,038,067	17,700,301	0	152,325,686	90
May	131,563,235	8,646,875	11,854,200	0	152,064,310	100
Total 2007	664,488,374	37,929,227	84,374,824	4,166	786,796,591	



D) MARKET CAPITALISATION

MARKET CAPITALISATION - OFFICIAL MARKET (in EUR)

	31 May 2006	31 Dec 2006	30 Apr 2007	31 May 2007	Index 31 May 2007 / 30 Apr 2007	Index 31 May 2007 / 31 Dec 2006	Index 31 May 2007 / 31 May 2006	Share
SHARES	5,926,004,862	9,795,931,723	12,711,883,893	13,619,650,313	107	139	230	71.98%
PRIME MARKET SHARES	4,318,059,788	5,999,369,426	7,510,622,050	10,639,889,088	142	177	246	56.23%
OTHER SHARES	1,607,945,074	3,796,562,297	5,201,261,843	2,979,761,225	57	78	185	15.75%
Banks	10,252,291	11,572,562	14,264,460	16,641,870	117	144	162	0.12%
Companies	5,915,752,571	9,784,359,161	12,697,619,433	13,603,008,443	107	139	230	99.88%
BONDS	5,187,931,457	5,618,997,132	5,561,139,045	5,140,070,760	92	91	99	27.16%
State	4,526,208,154	4,728,650,204	4,635,462,711	4,215,636,257	91	89	93	82.02%
Banks	610,697,836	843,487,927	881,515,032	880,330,407	100	104	144	17.13%
Companies	51,025,467	46,859,001	44,161,303	44,104,095	100	94	86	0.86%
MUTUAL FUNDS	-	113,429,952	160,217,148	162,099,985	101	143	-	0.86%
TOTAL	11,113,936,319	15,528,358,807	18,433,240,086	18,921,821,058	103	122	170	100.00%

MARKET CAPITALISATION - SEMI-OFFICIAL MARKET (in EUR)

	31 May 2006	31 Dec 2006	30 Apr 2007	31 May 2007	Index 31 May 2007 / 30 Apr 2007	Index 31 May 2007 / 31 Dec 2006	Index 31 May 2007 / 31 May 2006	Share
SHARES	1,681,939,791	1,717,147,870	2,134,068,869	2,403,718,897	113	140	143	56.13%
Companies	1,681,939,791	1,717,147,870	2,134,068,869	2,403,718,897	113	140	143	100.00%
BONDS	1,250,144,699	1,012,584,689	1,018,902,027	1,011,008,364	99	100	81	23.61%
State	602,934,972	621,929,917	639,368,429	632,306,954	99	102	105	62.54%
Banks	279,071,487	64,253,504	57,209,861	57,140,561	100	89	20	5.65%
Companies	335,528,240	293,796,004	289,713,736	288,950,849	100	98	86	28.58%
Insurance companies	32,610,000	32,605,264	32,610,000	32,610,000	100	100	100	3.23%
INVESTMENT COMPANIES	618,445,674	693,421,040	818,698,201	867,590,005	106	125	140	20.26%
TOTAL *	3,550,530,164	3,423,153,599	3,971,669,097	4,282,317,266	108	125	121	100.00%

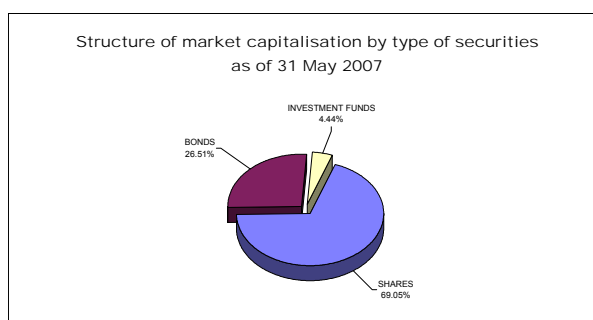
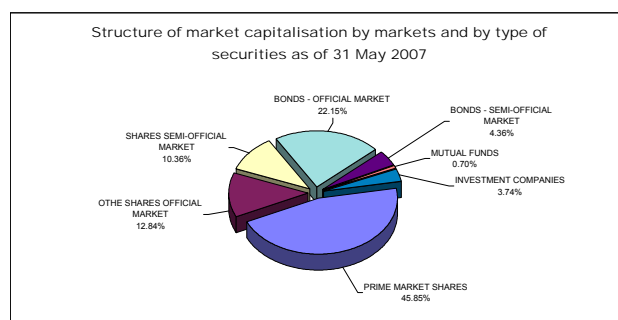
TOTAL SHARES	7,607,944,653	11,513,079,593	14,845,952,762	16,023,369,210	108	139	211	-
---------------------	---------------	----------------	----------------	----------------	-----	-----	-----	---

TOTAL BONDS	6,438,076,156	6,631,581,821	6,580,041,072	6,151,079,124	93	93	96	-
--------------------	---------------	---------------	---------------	---------------	----	----	----	---

INVESTMENT FUNDS	618,445,674	806,850,991	978,915,349	1,029,689,990	105	128	166	-
-------------------------	-------------	-------------	-------------	---------------	-----	-----	-----	---

On 31 May 2007, the total market capitalisation of all shares traded, without investment funds, on the Ljubljana Stock Exchange corresponded to 53.9 % of GDP in 2005 - EUR 29,741 million (at current prices; as reported by the Statistical Office of the Republic of Slovenia).

1EUR=1,2868 USD as of 31 May 2006 | 1EUR=1,3170 USD as of 31 Dec 2006 | 1EUR=1,3605 USD as of 30 Apr 2007 | 1EUR=1,3463 USD as of 31 May 2007



D1) MARKET CAPITALISATION OF SHARES - OFFICIAL MARKET

Issue	Number of shares traded	Number of issued shares	Share of traded shares	Price as of 31 May 2007	Market capitalisation as of 31 May 2007 (in EUR)	Market capitalisation as of 31 May 2007 (in USD)
Common shares	-	-	-	-	13,603,008,443	18,300,127,259
PRIME MARKET SHARES					10,639,889,088	14,313,842,790
1 KRKA	3,542,612	3,542,612	100.00%	905.96 EUR	3,209,464,768	4,317,692,952
2 TELEKOM SLOVENIJE	6,535,478	6,535,478	100.00%	435.73 EUR	2,847,703,829	3,831,015,961
3 PETROL	2,086,301	2,086,301	100.00%	640.95 EUR	1,337,214,626	1,798,954,836
4 MERCATOR	3,765,361	3,765,361	100.00%	317.66 EUR	1,196,104,575	1,609,119,485
5 LUKA KOPER	7,140,000	7,140,000	100.00%	90.96 EUR	649,454,400	873,711,004
6 GORENJE	12,200,000	12,200,000	100.00%	36.13 EUR	440,786,000	592,989,406
7 MERKUR	1,312,585	1,312,585	100.00%	316.15 EUR	414,973,748	558,264,183
8 INTEREUROPA	7,902,413	7,902,413	100.00%	40.98 EUR	323,840,885	435,663,142
9 DROGA KOLINSKA	14,382,915	14,382,915	100.00%	15.32 EUR	220,346,258	296,431,821
OTHER SHARES					2,963,119,355	3,986,284,469
1 SAVA	2,006,987	2,006,987	100.00%	463.09 EUR	929,415,610	1,250,342,820
2 PIVOVARNA LAŠKO	8,578,391	8,578,391	100.00%	67.34 EUR	577,668,850	777,137,904
3 ISTRABENZ	5,180,000	5,180,000	100.00%	76.55 EUR	396,529,000	533,450,464
4 ACH	2,886,877	2,886,877	100.00%	71.91 EUR	207,595,325	279,277,991
5 AERODROM LJUBLJANA	1,936,229	1,936,229	100.00%	90.28 EUR	174,802,754	235,162,145
6 TERME ČATEŽ	597,916	597,916	100.00%	275.00 EUR	164,426,900	221,203,509
7 SALUS, LJUBLJANA	134,980	134,980	100.00%	970.00 EUR	130,930,600	176,140,936
8 ISKRA AVTOELEKTRIKA	1,608,313	1,608,313	100.00%	56.66 EUR	91,127,015	122,593,173
9 DELO	667,464	667,464	100.00%	130.00 EUR	86,770,320	116,732,111
10 ŽITO	355,792	355,792	100.00%	224.05 EUR	79,715,198	107,240,855
11 ETOL	254,619	254,619	100.00%	190.00 EUR	48,377,610	65,082,399
12 COMET	1,700,688	1,700,688	100.00%	11.36 EUR	19,319,816	25,990,948
13 DELO PRODAJA	593,549	593,549	100.00%	26.00 EUR	15,432,274	20,761,038
14 MLINOTEST	2,389,177	2,389,177	100.00%	5.50 EUR	13,140,474	17,677,879
15 EMONA OBALA	1,741,456	1,741,456	100.00%	6.82 EUR	11,876,730	15,977,765
16 GEODETSKI ZAVOD SLOVENIJE	379,820	379,820	100.00%	23.85 EUR	9,058,707	12,186,679
17 KOMPAS MTS	594,508	594,508	100.00%	7.70 EUR	4,577,712	6,158,395
18 NIKA	189,876	189,876	100.00%	12.40 EUR	2,354,462	3,167,458
Preferred shares	-	-	-	-	16,641,870	22,388,308
1 PROBANKA	396,235	400,000	99.06%	42.00 EUR	16,641,870	22,388,308
TOTAL SHARES	-	-	-	-	13,619,650,313	18,322,515,566

EXCHANGE RATES	1 EUR	1.3453 USD as of 31 May 2007
----------------	-------	------------------------------

MARKET CAPITALISATION OF SHARES - SEMI-OFFICIAL MARKET

Issue	Number of shares traded	Number of issued shares	Share of traded shares	Price as of 31 May 2007	Market capitalisation as of 31 May 2007 (in EUR)	Market capitalisation as of 31 May 2007 (in USD)
Common shares	-	-	-	-	2,384,397,880	3,207,730,468
1 HELIOS, DOMŽALE	219,861	219,861	100.00%	1,499.67 EUR	329,718,946	443,570,898
2 NFD HOLDING	33,159,997	33,159,997	100.00%	7.99 EUR	264,948,376	356,435,050
3 KD HOLDING	2,675,640	2,675,640	100.00%	90.54 EUR	242,252,446	325,902,215
4 ZVON ENA HOLDING	12,431,743	12,431,743	100.00%	12.63 EUR	157,012,914	211,229,473
5 LESNINA	76,495	76,495	100.00%	1,900.00 EUR	145,340,500	195,526,575
6 CINKARNA CELJE	814,626	814,626	100.00%	165.31 EUR	134,665,824	181,165,933
7 INFOND HOLDING	16,833,414	16,833,414	100.00%	6.63 EUR	111,605,535	150,142,926
8 KD GROUP	186,436	186,436	100.00%	553.00 EUR	103,099,108	138,699,230
9 JUTEKS	641,432	641,432	100.00%	136.00 EUR	87,234,752	117,356,912
10 BELINKA	2,552,270	2,552,270	100.00%	30.90 EUR	78,865,143	106,097,277
11 AKTIVA NALOŽBE	13,591,508	13,591,508	100.00%	4.85 EUR	65,918,814	88,680,580
12 DZS	1,437,618	1,437,618	100.00%	28.00 EUR	40,253,304	54,152,770
13 ZVON DVA HOLDING	14,120,934	14,120,934	100.00%	2.46 EUR	34,737,498	46,732,356
14 VIPA HOLDING	7,347,565	7,347,565	100.00%	4.13 EUR	30,345,443	40,823,725
15 MAKSIMA HOLDING	6,399,850	6,399,850	100.00%	4.49 EUR	28,735,327	38,657,635
16 ETRA 33	45,423	45,423	100.00%	581.71 EUR	26,423,013	35,546,880
17 MAKSIMA INVEST	7,451,949	7,451,949	100.00%	3.48 EUR	25,932,783	34,887,372
18 TRIGLAV NALOŽBE	13,182,366	13,182,366	100.00%	1.94 EUR	25,573,790	34,404,420
19 CETIS	200,000	200,000	100.00%	125.00 EUR	25,000,000	33,632,500
20 MARINA PORTOROŽ	313,932	313,932	100.00%	79.00 EUR	24,800,628	33,364,285
21 NAMA	953,795	953,795	100.00%	26.00 EUR	24,798,670	33,361,651
22 ZLATA MONETA II	8,232,861	8,232,861	100.00%	2.91 EUR	23,957,626	32,230,194
23 GRAND HOTEL UNION	1,814,613	1,814,613	100.00%	13.00 EUR	23,589,969	31,735,585
24 LIP BLEĐ	1,942,454	1,942,454	100.00%	11.61 EUR	22,551,891	30,339,059
25 TOVARNA SLADKORJA ORMOŽ	497,163	497,163	100.00%	35.00 EUR	17,400,705	23,409,168
26 TOSAMA	295,670	295,670	100.00%	58.50 EUR	17,296,695	23,269,244
27 SLOVENIJALES	273,377	273,604	99.92%	60.30 EUR	16,484,633	22,176,777
28 MEDVEŠEK PUŠNIK	80,000	80,000	100.00%	190.00 EUR	15,200,000	20,448,560
29 JATA EMONA	3,197,534	3,197,534	100.00%	4.52 EUR	14,452,854	19,443,424
30 GORENJSKI TISK	963,349	963,349	100.00%	15.00 EUR	14,450,235	19,439,901
31 CENTER NALOŽBE	3,777,004	3,777,004	100.00%	3.51 EUR	13,257,284	17,835,024
32 MERCATA	2,891,874	2,891,874	100.00%	4.51 EUR	13,042,352	17,545,876
33 MITOL SEŽANA	687,627	687,627	100.00%	18.50 EUR	12,721,100	17,113,695
34 SWATY	288,940	288,940	100.00%	43.00 EUR	12,424,420	16,714,572
35 HRAM HOLDING	4,346,667	4,346,667	100.00%	2.80 EUR	12,170,668	16,373,199
36 MELAMIN	349,913	349,913	100.00%	34.00 EUR	11,897,042	16,005,091
37 PLAMA - PUR	686,798	686,798	100.00%	16.80 EUR	11,538,206	15,522,349
38 NIKO	35,875	35,875	100.00%	270.00 EUR	9,686,250	13,030,912
39 MODRA LINIJA HOLDING	2,192,411	2,192,411	100.00%	4.00 EUR	8,769,644	11,797,802
40 MIP	1,478,742	1,478,742	100.00%	5.35 EUR	7,911,270	10,643,031
41 ALPOS	144,913	144,913	100.00%	47.00 EUR	6,810,911	9,162,719
42 VIZIJA HOLDING	2,277,503	2,277,503	100.00%	2.96 EUR	6,741,409	9,069,217
43 M1	2,681,638	2,681,638	100.00%	2.32 EUR	6,221,400	8,369,650
44 JAVOR PIVKA	1,194,700	1,194,700	100.00%	5.10 EUR	6,092,970	8,196,873
45 VIZIJA HOLDING ENA	2,129,725	2,129,725	100.00%	2.81 EUR	5,984,527	8,050,985
46 GEA	1,254,960	1,254,960	100.00%	4.50 EUR	5,647,320	7,597,340
47 ALPETOUR POTOVALNA AGENCIJA	374,340	385,831	97.02%	15.03 EUR	5,626,330	7,569,102
48 ŽELEZARNA RAVNE - MONTER DRAVOGRAD	336,225	336,225	100.00%	16.01 EUR	5,382,962	7,241,699
49 RTC KRVAVEC	1,155,734	1,155,734	100.00%	4.30 EUR	4,969,656	6,685,678
50 TRDNJAVA HOLDING	2,593,123	2,593,123	100.00%	1.86 EUR	4,823,209	6,488,663
51 FOND INVEST	595,241	595,241	100.00%	7.00 EUR	4,166,687	5,605,444
52 TERME DOBRNA	692,542	692,542	100.00%	5.04 EUR	3,490,412	4,695,651

Issue	Number of shares traded	Number of issued shares	Share of traded shares	Price as of 31 May 2007	Market capitalisation as of 31 May 2007 (in EUR)	Market capitalisation as of 31 May 2007 (in USD)
53 GORIŠKE OPEKARNE	523,634	523,634	100.00%	6.26 EUR	3,277,949	4,409,825
54 HIDROTEHNIK	384,472	384,472	100.00%	8.50 EUR	3,268,012	4,396,457
55 JADRAN	165,302	165,302	100.00%	19.18 EUR	3,170,492	4,265,263
56 KRONA HOLDING	1,287,121	1,287,121	100.00%	2.30 EUR	2,960,378	3,982,597
57 INLES	712,410	712,410	100.00%	4.01 EUR	2,856,764	3,843,205
58 KOŠAKI TMI	43,236	43,236	100.00%	66.00 EUR	2,853,576	3,838,916
59 INTERTRADE ITA	69,531	69,531	100.00%	40.49 EUR	2,815,310	3,787,437
60 ELMO	708,000	708,000	100.00%	3.01 EUR	2,131,080	2,866,942
61 VELANA	1,409,645	1,409,645	100.00%	1.10 EUR	1,550,610	2,086,035
62 MKT PRINT	103,954	103,954	100.00%	14.100 EUR	1,465,751	1,971,875
63 TEKSTINA	1,127,293	1,127,293	100.00%	1.25 EUR	1,409,116	1,895,684
64 ZDRAVILIŠČE ROGAŠKA	900,462	961,898	93.61%	1.29 EUR	1,161,596	1,562,695
65 GEA COLLEGE	248,200	248,200	100.00%	4.000 EUR	992,800	1,335,614
66 TRDNJAVA I HOLDING	891,750	891,750	100.00%	1.10 EUR	980,925	1,319,638
67 LIZ INŽENIRING	123,846	123,846	100.00%	6.50 EUR	804,999	1,082,965
68 SUJAJ HRASTNIK	26,880	26,880	100.00%	16.69 EUR	448,627	603,538
69 JELEN GOSTINSKO PODJETJE	67,798	67,798	100.00%	3.34 EUR	226,445	304,637
Preferred shares	-	-	-	-	19,321,017	25,992,564
1 KD HOLDING	266,413	266,413	100.00%	41.01 EUR	10,925,597	14,698,206
2 PRVA POKOJNINSKA DRUŽBA	170,000	170,000	100.00%	48.56 EUR	8,255,200	11,105,721
3 ZDRAVILIŠČE ROGAŠKA	27,988	30,000	93.29%	5.01 EUR	140,220	188,638
TOTAL SHARES					2,403,718,897	3,233,723,032

EXCHANGE RATES 1 EUR= 1.3453 USD as of 31 May 2007

D2) MARKET CAPITALISATION OF BONDS - OFFICIAL MARKET

Issue	Number of issued bonds	Price as of 31 May 2007	Principal amt. as of 31 May 2007	Currency of denomination	Market capitalisation as of 31 May 2007 (in EUR)	Market capitalisation as of 31 May 2007 (in USD)
1 REPUBLIKA SLOVENIJA 59 th ISSUE	25.553,128	99.65	41.73	EUR	1,062,599,869	1,429,515,604
2 REPUBLIKA SLOVENIJA 62 nd ISSUE	11,704,850	94.80	41.73	EUR	463,044,334	622,933,543
3 REPUBLIKA SLOVENIJA 58 th ISSUE	9,535,700	99.03	41.73	EUR	394,064,891	530,135,498
4 REPUBLIKA SLOVENIJA 60 th ISSUE	9,421,021	98.50	41.73	EUR	387,242,118	520,956,822
5 REPUBLIKA SLOVENIJA 61 st ISSUE	7,880,699	96.09	41.73	EUR	316,003,082	425,118,946
6 REPUBLIKA SLOVENIJA 57 th ISSUE	6,629,324	103.16	41.73	EUR	285,383,568	383,926,514
7 REPUBLIKA SLOVENIJA 56 th ISSUE	4,841,198	100.00	41.73	EUR	202,023,193	271,781,801
8 REPUBLIKA SLOVENIJA 33 rd ISSUE	248,716	140.00	511.29	EUR	178,032,405	239,506,995
9 REPUBLIKA SLOVENIJA 52 nd ISSUE	3,506,357	101.80	41.73	EUR	148,954,043	200,387,874
10 REPUBLIKA SLOVENIJA 54 th ISSUE	3,000,000	107.56	41.73	EUR	134,654,364	181,150,516
11 REPUBLIKA SLOVENIJA 53 rd ISSUE	821,939	106.80	100.00	EUR	87,783,085	118,094,585
12 REPUBLIKA SLOVENIJA 38 th ISSUE	820,216	106.51	100.00	EUR	87,361,206	117,527,031
13 NLB 18 th ISSUE	150,000	100.00	417.29	EUR	62,593,500	84,207,036
14 REPUBLIKA SLOVENIJA 48 th ISSUE	600,000	101.90	100.00	EUR	61,140,000	82,251,642
15 REPUBLIKA SLOVENIJA 50 th ISSUE	571,596	100.87	100.00	EUR	57,656,889	77,565,812
16 REPUBLIKA SLOVENIJA 29 th ISSUE	550,000	104.40	100.00	EUR	57,420,000	77,247,126
17 NLB 15 th ISSUE	131,126	102.20	417.29	EUR	55,921,355	75,230,999
18 NLB 13 th ISSUE	117,335	113.00	417.29	EUR	55,327,876	74,432,592
19 REPUBLIKA SLOVENIJA 18 th ISSUE	500,000	104.55	100.00	EUR	52,275,000	70,325,558
20 REPUBLIKA SLOVENIJA 26 th ISSUE	500,000	103.50	100.00	EUR	51,750,000	69,619,275
21 NLB 10 th ISSUE	108,243	100.40	417.29	EUR	45,349,396	61,008,543
22 NLB 17 th ISSUE	101,694	99.30	417.29	EUR	42,138,838	56,689,379
23 REPUBLIKA SLOVENIJA 23 rd ISSUE	400,000	104.00	100.00	EUR	41,600,000	55,964,480
24 NLB 19 th ISSUE	100,000	96.70	417.29	EUR	40,351,943	54,285,469
25 REPUBLIKA SLOVENIJA 39 th ISSUE	24,238,985	99.08	1.67	EUR	40,106,697	53,955,540
26 POSLOVNI SISTEM MERCATOR	365,400	104.50	100.00	EUR	38,184,300	51,369,339
27 NLB 12 th ISSUE	80,000	103.00	417.29	EUR	34,384,696	46,257,732
28 NLB 16 th ISSUE	77,557	101.30	417.29	EUR	32,784,489	44,104,974
29 REPUBLIKA SLOVENIJA 49 th ISSUE	77,979	102.50	380.00	EUR	30,372,821	40,860,555
30 NLB 22 nd ISSUE	298,940	100.00	100.00	EUR	29,894,000	40,216,398
31 NOVA KBM 8 th ISSUE	70,000	100.70	417.29	EUR	29,414,772	39,571,693
32 REPUBLIKA SLOVENIJA 21 st ISSUE	1,027,919	94.44	30.25	EUR	29,365,693	39,505,666
33 NLB 21 st ISSUE	69,500		417.29	EUR	29,001,655	39,015,926
34 NOVA KBM 7 th ISSUE	70,000	98.22	417.29	EUR	28,690,357	38,597,137
35 NLB 11 th ISSUE	26,326	100.90	1,000.00	EUR	26,562,934	35,735,115
36 NOVA KBM 5 th ISSUE	60,000	103.10	417.29	EUR	25,813,559	34,726,981
37 REPUBLIKA SLOVENIJA 32 nd ISSUE	238,655	104.79	100.00	EUR	25,008,657	33,644,147
38 NLB 20 th ISSUE	57,100		417.29	EUR	23,827,259	32,054,812
39 ABANKA VIPA 10 th ISSUE	21,000	104.00	1,000.00	EUR	21,840,000	29,381,352
40 NOVA KBM 6 th ISSUE	50,000	101.30	417.29	EUR	21,135,739	28,433,909
41 BANKA CELJE 9 th ISSUE	50,000	100.90	417.29	EUR	21,052,281	28,321,633
42 ABANKA VIPA 11 th ISSUE	500,000	98.70	41.73	EUR	20,593,755	27,704,779
43 ABANKA VIPA 12 th ISSUE	500,000	98.70	41.73	EUR	20,593,755	27,704,779
44 ABANKA VIPA 7 th ISSUE	173,000	101.25	100.00	EUR	17,516,250	23,564,611
45 POŠTNA BANKA SLOVENIJE 7 th ISSUE	40,000	104.00	417.29	EUR	17,359,264	23,353,418
46 NLB 14 th ISSUE	17,000	100.00	1,000.00	EUR	17,000,000	22,870,100
47 NLB 8 th ISSUE	14,276	101.50	1,000.00	EUR	14,490,140	19,493,585
48 ABANKA 6 th ISSUE	135,000	102.60	100.00	EUR	13,851,000	18,633,750
49 REPUBLIKA SLOVENIJA 44 th ISSUE	296,493	110.90	41.73	EUR	13,721,272	18,459,227
50 BANKA CELJE 8 th ISSUE	125,000	102.48	100.00	EUR	12,810,000	17,233,293
51 PROBANKA 7 th ISSUE	120,000	101.31	100.00	EUR	12,157,200	16,355,081
52 FACTOR BANKA 14 th ISSUE	1,216	98.00	10,000.00	EUR	11,916,800	16,031,671
53 ABANKA VIPA 9 th ISSUE	100,000	104.70	100.00	EUR	10,470,000	14,085,291
54 BANKA CELJE 7 th ISSUE	100,000	104.00	100.00	EUR	10,400,000	13,991,120
55 POŠTNA BANKA SLOVENIJE 5 th ISSUE	10,000	102.00	1,000.00	EUR	10,200,000	13,722,060
56 ABANKA VIPA 8 th ISSUE	100,000	101.80	100.00	EUR	10,180,000	13,695,154
57 BANKA CELJE 6 th ISSUE A SERIES	100,000	100.40	100.00	EUR	10,040,000	13,506,812
58 PROBANKA 8 th ISSUE	92,000		100.00	EUR	9,200,000	12,376,760
59 FACTOR BANKA 15 th ISSUE	9,000		1,000.00	EUR	9,000,000	12,107,700
60 POŠTNA BANKA SLOVENIJE 2 nd ISSUE	15,000	112.50	417.29	EUR	7,120,261	9,578,887
61 PROBANKA 6 th ISSUE	65,000	101.30	100.00	EUR	6,584,500	8,858,128
62 ABANKA VIPA 13 th ISSUE	50,970		100.00	EUR	5,097,000	6,856,994
63 STANOVANJSKI SKLAD RS 3 rd ISSUE	20,000	107.70	226.94	EUR	4,938,639	6,643,952
64 POŠTNA BANKA SLOVENIJE 6 th ISSUE	10,000	104.20	417.29	EUR	4,348,162	5,849,582
65 HOTELI BERNARDIN	20,000	104.50	160.59	EUR	3,356,331	4,515,272
66 BTC 1 st ISSUE	340,000	103.00	7.32	EUR	2,563,464	3,448,628
67 STANOVANJSKI SKLAD RS 2 nd ISSUE	20,000	104.50	93.38	EUR	1,954,537	2,629,439
68 STANOVANJSKI SKLAD RS 1 st ISSUE	70,965	102.95	16.15	EUR	1,179,894	1,587,312
69 PROBANKA 4 th ISSUE	50,000	100.30	22.21	EUR	1,113,832	1,498,438
70 BANKA VIPA 7 th ISSUE	10,000	104.90	100.00	EUR	1,049,000	1,411,220
71 BANKA VIPA 6 th ISSUE	10,000	103.60	62.50	EUR	647,500	871,082
72 BANKA VIPA 5 th ISSUE	10,000	101.20	37.50	EUR	379,500	510,541
73 BANKA VIPA 4 th ISSUE	8,000	100.00	15.98	EUR	127,840	171,983
TOTAL					5,140,070,760	6,914,937,193

EXCHANGE RATES 1 EUR= 1.3453 USD as of 31 May 2007

MARKET CAPITALISATION OF BONDS - SEMI-OFFICIAL MARKET

	Issue	Number of issued bonds	Price as of 31 May 2007	Principal amt. as of 31 May 2007	Currency of denomination	Market capitalisation as of 31 May 2007 (in EUR)	Market capitalisation as of 31 May 2007 (in USD)
1	SLOVENSKA ODŠKODNINSKA DRUŽBA 2 nd ISSUE	13,259,084	104.01	45.85	EUR	632,306,954	850,642,546
2	DARS 2 nd ISSUE	148,000		417.29	EUR	61,758,920	83,084,275
3	DARS	134,300	109.00	417.29	EUR	61,085,831	82,178,769
4	DARS 3 rd ISSUE	102,000	102.00	417.29	EUR	43,414,852	58,406,000
5	KD HOLDING 1 st ISSUE	400,000	102.50	100.00	EUR	41,000,000	55,157,300
6	KD HOLDING 2 nd ISSUE	400,000	99.00	100.00	EUR	39,600,000	53,273,880
7	ZAVAROVALNICA TRIGLAV 1 st ISSUE	30,000	108.70	1,000.00	EUR	32,610,000	43,870,233
8	CIMOS 1 st ISSUE	200,000	108.99	100.00	EUR	21,798,000	29,324,849
9	FACTOR BANKA 11 th ISSUE	13,000	103.70	1,000.00	EUR	13,481,000	18,135,989
10	FACTOR BANKA 12 th ISSUE	2,500,000	99.00	4.17	EUR	10,320,750	13,884,505
11	POTEZA NALOŽBE	100,000	100.60	83.85	EUR	8,435,008	11,347,617
12	FACTOR BANKA 13 th ISSUE	1,757,900	97.00	4.17	EUR	7,110,530	9,565,796
13	FACTOR BANKA 8 th ISSUE	6,300	100.00	1,000.00	EUR	6,300,000	8,475,390
14	DEOS 1 st ISSUE	58,259	100.00	100.00	EUR	5,825,900	7,837,583
15	FACTOR BANKA 9 th ISSUE	5,927	97.80	1,000.00	EUR	5,796,606	7,798,174
16	FMR	50,000	103.00	100.00	EUR	5,150,000	6,928,295
17	BANKA ZASAVJE 3 rd ISSUE	5,000	100.53	1,000.00	EUR	5,026,500	6,762,150
18	FACTOR BANKA 10 th ISSUE	1,184	100.20	4,172.93	EUR	4,950,631	6,660,083
19	FACTOR BANKA 6 th ISSUE	10,000	99.00	419.65	EUR	4,154,545	5,589,109
20	SIP STROJNA INDUSTRIJA 1 st ISSUE B SERIES	17,250		51.15	EUR	882,338	1,187,009
	TOTAL					1,011,008,364	1,360,109,552

EXCHANGE RATES	1 EUR=	1.3453	USD as of 31 May 2007
-----------------------	--------	--------	-----------------------

D3) MARKET CAPITALISATION OF INVESTMENT FUNDS

MARKET CAPITALISATION OF MUTUAL FUNDS

	Mutual fund	Number of coupons traded	Price as of 31 May 2007	Market capitalisation as of 31 May 2007 (in EUR)	Market capitalisation as of 31 May 2007 (in USD)
1	PROBANKA GLOBALNI NALOŽBENI SKLAD	131,526,467	0.860 EUR	113,112,762	152,170,598
2	MP-BALKAN.SI	493,026	85.41 EUR	42,109,351	56,649,709
3	MP-EUROSTOCK.SI	928,188	7.41 EUR	6,877,873	9,252,803
	TOTAL			162,099,985	218,073,110

EXCHANGE RATES 1 USD= 1.3453 USD as of 31 May 2007

MARKET CAPITALISATION OF INVESTMENT COMPANIES

	Investment company	Number of shares traded	Price as of 31 May 2007	Market capitalisation as of 31 May 2007 (in EUR)	Market capitalisation as of 31 May 2007 (in USD)
1	NFD 1 DELNIŠKI INVESTICIJSKI SKLAD	160,580,300	2.35 EUR	377,363,705	507,667,392
2	MAKSIMA ID	7,811,823	15.08 EUR	117,802,291	158,479,422
3	KD ID	9,181,542	12.37 EUR	113,575,675	152,793,355
4	INFOND ID	8,132,314	13.79 EUR	112,144,610	150,868,144
5	KRONA SENIOR ID	7,316,086	9.67 EUR	70,746,552	95,175,336
6	ZVON ENA ID	2,277,577	18.90 EUR	43,046,205	57,910,060
7	INFOND ID 1	4,956,471	6.64 EUR	32,910,967	44,275,124
	TOTAL			867,590,005	1,167,168,833

EXCHANGE RATES 1 EUR= 1.3453 USD as of 31 May 2007

E) OTHER

E1) INDICATORS AS OF 31 MAY 2007

ISSUE	Price as of 30 Apr 2007	Total net profit (loss) in 000 SIT in year 2005 or 2006 ⁽⁷⁾	Earning per share as of 31 Dec 2005 or 31 Dec 2006 ⁽⁷⁾	P / E ⁽¹⁾	Dividend for year 2005 or 2006 ⁽⁷⁾	Dividend yield	Book value as of 31 Dec 2005 or 31 Dec 2006 ⁽⁷⁾	P / B ⁽¹⁾	Turnover ratio ⁽²⁾
PRIME MARKET SHARES									
Droga Kolinska	15.32 EUR	17,642 EUR	1.26 EUR	12.14	0.284 EUR	1.85%	13.39 EUR	1.14	3.82%
Gorenje	36.13 EUR	22,358 EUR	1.99 EUR	18.18	0.417 EUR	1.15%	20.56 EUR	1.76	18.91%
Intereuropa	40.98 EUR	6,387 EUR	0.808 EUR	50.70	1.04 EUR	2.55%	22.51 EUR	1.82	16.90%
Krka	905.96 EUR	111,682 EUR	33.04 EUR	27.42	6.89 EUR	0.76%	160.80 EUR	5.63	14.44%
Luka Koper ⁽⁴⁾	90.96 EUR	19,926 EUR	1.42 EUR	63.91	1.08 EUR	1.19%	20.92 EUR	4.35	16.97%
Mercator	317.66 EUR	29,581 EUR	8.65 EUR	36.74	2.50 EUR	0.79%	162.66 EUR	1.95	5.43%
Merkur	316.15 EUR	21,594 EUR	17.09 EUR	18.50	3.13 EUR	0.99%	166.49 EUR	1.90	7.44%
Petrol	640.95 EUR	49,818 EUR	24.18 EUR	26.51	5.50 EUR	0.86%	191.27 EUR	3.35	16.84%
Telekom Slovenije	435.73 EUR	103,407 EUR	15.90 EUR	27.41	5.27 EUR	1.21%	151.50 EUR	2.88	8.60%
PRIME MARKET AVERAGE				27.82		0.98%		2.88	
ACH	71.91 EUR	19,155 EUR	6.77 EUR	10.62	1.17 EUR	1.62%	44.99 EUR	1.60	2.91%
Aerodrom ⁽⁴⁾	90.28 EUR	8,802 EUR	2.32 EUR	38.94	1.11 EUR	1.22%	25.59 EUR	3.53	10.50%
Comet	11.36 EUR	1,510 EUR	0.909 EUR	12.50	0.42 EUR	3.67%	12.94 EUR	0.88	1.60%
Delo ^{(6) (8)}	130.00 EUR	1,671 EUR	2.50 EUR	52.00	1.252 EUR	0.96%	37.34 EUR	3.48	1.62%
Delo Prodaja ⁽⁶⁾	26.00 EUR	1,496 EUR	2.59 EUR	10.02071	0.647 EUR	2.49%	30.62 EUR	0.85	2.86%
Emona obala	6.82 EUR	(6,918 EUR)	(4.18 EUR)	⁽³⁾			4.69 EUR	1.45	4.70%
Etol	190.00 EUR	3,242 EUR	13.413 EUR	14.17	6.176 EUR	3.25%	239.85 EUR	0.79	5.98%
Geodetski zavod Slovenije	23.85 EUR	275 EUR	0.731 EUR	32.64	0.376 EUR	1.57%	15.45 EUR	1.54	21.46%
Iskra Avtoelektrika	56.66 EUR	2,048 EUR	1.27 EUR	44.48	0.918 EUR	1.62%	26.11 EUR	2.17	5.96%
Istrabenz	76.55 EUR	16,035 EUR	3.10 EUR	24.73	0.650 EUR	0.85%	47.94 EUR	1.60	12.13%
Kompas MTS	7.70 EUR	3,144 EUR	1.76 EUR	4.37			82.14 EUR	0.09	0.22%
Mlinotest	5.50 EUR	(713 EUR)	(0.299 EUR)	⁽³⁾	0.217 EUR	3.95%	10.20 EUR	0.54	11.72%
Nika ⁽⁶⁾	12.40 EUR	196 EUR	1.04 EUR	11.92			20.03 EUR	0.62	0.33%
Pivovarna Laško	67.34 EUR	18,760 EUR	2.17 EUR	31.10	0.25 EUR	0.37%	33.19 EUR	2.03	12.41%
Salus ⁽⁶⁾	970.00 EUR	6,379 EUR	50.56 EUR	19.18	25.00 EUR	2.58%	315.46 EUR	3.07	4.96%
Sava	463.09 EUR	33,992 EUR	16.96 EUR	27.30	2.80 EUR	0.60%	214.18 EUR	2.16	4.54%
Terme Čatež	275.00 EUR	5,755 EUR	11.74 EUR	23.42	4.38 EUR	1.59%	156.18 EUR	1.76	1.30%
Žito	224.05 EUR	4,299 EUR	12.20 EUR	18.37	3.84 EUR	1.71%	184.78 EUR	1.21	16.20%
MARKET AVERAGE⁽⁵⁾				27.23		0.99%		2.54	

Calculated on the basis of last audit consolidated financial statements. Average number of shares traded in last 2 years has been used for the calculations.

(1) P / E = price / earnings per share, P / B = price / book value

(2) Yearly turnover / average market capitalisation on 31 May 2006, 30 Nov 2006 and 31 May 2007.

(3) Not applicable.

(4) By Aerodrom and Luka Koper P / E is calculated on all shares.

(5) Market average is obtained from last audited consolidated annual reports.

Average P/E = total market capitalisation of common shares listed on prime market or official market 30 Apr 2007 / total net profit of companies listed on prime market or official market (in year 2005 or 2006), adjusted with share of listed securities.

Average div. yield = total dividends, paid by the companies listed on prime market or official market in year 2006, adjusted with share of listed securities / total market capitalisation of common shares on prime market or official market (30 Apr 2007).

(6) Calculated on the basis of audit consolidated financial statements based on Slovene accounting standards.

(7) Calculation based on average daily middle euro exchange rates of Bank of Slovenia in 2005 or 2006 and the middle euro exchange rate of Bank of Slovenia as of 31 Dec 2005 or 31 Dec 2006. For the calculation of dividends the official exchange rate of 1 EUR = 239.640 SIT has been used.

(8) Calculated on the basis of audit consolidated financial statements for 2005.

E2) RECORD VALUES

RECORD DAILY TURNOVER IN YEAR 2007

14th Mar 2007

	Turnover (in EUR)	Number of bargains	Volume in pieces
Order book trades	13,098,724	975	274,246
Cross trades	1,896,680	95	14,785
Total	14,995,404	1,070	289,031

MAX AND MIN VALUE OF TURNOVER AND INDICES

	In 2007		1989-2006	
Monthly turnover - block trades excluded (in 000 EUR)	182,087.33	January	117,848.17	October 2006
Daily turnover - block trades excluded (in 000 EUR)	14,995.40	14 Mar 2007	20,151.71	7 Apr 2006
Number of bargains per day - block trades excluded	1,743.00	31 Jan 2007	6,391.00	27 Dec 2002
Value of block trade (in 000 EUR)	20,864.63	14 Feb 2007	75,012.95	23 Nov 2005
Max value of SBI 20 index	9,507.31	29 May 2007	6,464.80	18 Dec 2006
Min value of SBI 20 index	6,551.52	3 Jan 2007	891.93	10 Sep 1996
Max value of SBI TOP index	2,051.48	29 May 2007	1,506.88	18 Dec 2006
Min value of SBI TOP index	1,501.26	3 Jan 2007	534.14	8 Jul 2003
Max value of PIX index	6,333.87	21 May 2007	5,099.52	22 Dec 2006
Min value of PIX index	5,054.97	3 Jan 2007	965.15	29 Apr 1999
Max value of BIO index	119.95	9 Jan 2007	123.41	7 Oct 2005
Min value of BIO index	117.20	17 Apr 2007	100.46	5 Jul 1995
Other				
Market capitalisation of shares in EURm	16,023.37	31 May 2007	11,513.080	31 Dec 2006
Share in turnover of foreign investors	5.54%	31 May 2007	19.68%	31 Dec 2002

E3) NEW LISTED AND DELISTED SECURITIES AND CHANGES IN YEAR 2007

NEW LISTED SECURITIES

OFFICIAL MARKET

BONDS

Issuer	Trading code	Nomin. value of issue	Issue	Listing date	First trading day
NOVA LJUBLJANSKA BANKA	NLB22	29,894,000 EUR	22 nd issue	8 Jan 2007	11 Jan 2007
ABANKA VIPA	AB13	5,097,000 EUR	13 th issue	15 Feb 2007	23 Feb 2007
PROBANKA	PRB8	9,200,000 EUR	8 th issue	2 Mar 2007	7 Mar 2007
FACTOR BANKA	FB14	12,160,000 EUR	14 th issue	13 Mar 2007	16 Mar 2007
FACTOR BANKA	FB15	9,000,000 EUR	15th issue	25 Apr 2007	4 May 2007

DELISTED SECURITIES

SEMI-OFFICIAL MARKET

SHARES

Issuer	Trading code	Type of share	Delisting date
LESNINA EMMI	LSBG	common	10 Jan 2007
GOZDNO GOSPODARSTVO BLEJ	GGRB	common	10 Jan 2007

EXTENDED LISTING OF SECURITIES

OFFICIAL MARKET

SHARES

Issuer	Trading code	Type of share	Number of shares before extension	Number of shares after extension	Extension date
PIVOVARNA LAŠKO	PILR	common	8,578,085	8,578,391	23 Jan 2007

BONDS

Issuer	Trading code	Issue	Number of bonds before extension	Number of bonds after extension	Extension date
REPUBLIKA SLOVENIJA	RS59	59 th issue	18,400,000	25,553,128	20 Feb 2007

REDUCED LISTING OF SECURITIES

BONDS

Issuer	Trading code	Issue	Number of bonds before reduction	Number of bonds after reduction	Reduction date
REPUBLIKA SLOVENIJA	RS38	38 th issue	1,000,000	820,216	20 Apr 2007
REPUBLIKA SLOVENIJA	RS49	47 th issue	78,392	77,979	20 Apr 2007
REPUBLIKA SLOVENIJA	RS53	53 th issue	1,000,000	821,939	20 Apr 2007
REPUBLIKA SLOVENIJA	RS57	57 th issue	9,000,000	6,629,324	20 Apr 2007
REPUBLIKA SLOVENIJA	RS62	62 th issue	11,800,000	11,704,850	20 Apr 2007
REPUBLIKA SLOVENIJA	RS50	50th issue	612,818	571,596	31 May 2007
REPUBLIKA SLOVENIJA	RS52	52 th issue	4,000,000	3,506,357	31 May 2007
REPUBLIKA SLOVENIJA	RS56	56 th issue	5,000,000	4,841,198	31 May 2007
REPUBLIKA SLOVENIJA	RS58	53 th issue	9,933,000	9,535,700	31 May 2007
REPUBLIKA SLOVENIJA	RS60	57 th issue	13,000,000	9,421,021	31 May 2007
REPUBLIKA SLOVENIJA	RS61	62 th issue	12,999,999	7,880,699	31 May 2007

EXPIRED BONDS

Issuer	Trading code	Issue	Market	Last trading day
REPUBLIKA SLOVENIJA	RS31	31 st issue	official market	8 Jan 2007
REPUBLIKA SLOVENIJA	RS55	55 th issue	official market	4 Feb 2007
BANKA CELJE	BCE5	5 th issue	official market	8 Mar 2007
DBS	SZB4	4 th issue	semi-official market	27 Mar 2007
ABANKA VIPA	AB04	4th issue	official market	28 May 2007

CHANGES OF NOMINAL VALUE

ISSUER	Past nominal value	Present nominal value	Number of shares traded	New trading code	Market	Change date
JATA EMONA	1,000 SIT	non-par value	3,197,534	JAMR (no change)	semi-official market	8.1.2006
KRONA SENIOR ID	1,000 SIT	non-par value	7,316,086	SNOG (no change)	semi-official market	4.1.2007
GORENJSKI TISK	1,000 SIT	non-par value	963,349	GTKG (no change)	semi-official market	4.1.2007
MODRA LINIJA HOLDING	1,000 SIT	non-par value	2,192,411	MLHR (no change)	semi-official market	4.1.2007
JADRAN	1,000 SIT	non-par value	165,302	JASG (no change)	semi-official market	4.1.2007
INLES	2,000 SIT	non-par value	712,410	IHPG (no change)	semi-official market	11.1.2007
CINKARNA CELJE	6,000 SIT	non-par value	814,626	CICG (no change)	semi-official market	12.1.2007
BELINKA	1,000 SIT	non-par value	2,552,270	BELG (no change)	semi-official market	19.1.2007
NFD HOLDING	1,000 SIT	non-par value	33,159,997	NF2R (no change)	semi-official market	19.1.2007
GORENJE	1,000 SIT	non-par value	12,200,000	GRVG (no change)	official market	26.1.2007
GEA	1,000 SIT	non-par value	1,254,960	GSBG (no change)	semi-official market	26.1.2007
EMONA OBALA	1,000 SIT	non-par value	1,741,456	EOKG (no change)	official market	2 Feb 2007
MAKSIMA, DELNIŠKA ID	1,000 SIT	non-par value	7,811,823	MAIR (no change)	semi-official market	2 Feb 2007
MERCATA	1,000 SIT	non-par value	2,891,874	MR0R (no change)	semi-official market	2 Feb 2007
PLAMA-PUR	1,000 SIT	non-par value	686,798	POPG (no change)	semi-official market	5 Feb 2007
DZS	1,000 SIT	non-par value	1,437,618	DZS (no change)	semi-official market	7 Feb 2007
MERKUR	10,000 SIT	non-par value	1,312,585	MER (no change)	official market	9 Feb 2007
ZVON ENA ID	1,000 SIT	non-par value	2,277,577	ZVIR (no change)	semi-official market	15 Feb 2007
AKTIVA NALOŽBE	1,000 SIT	non-par value	13,591,508	ATPG (no change)	semi-official market	22 Feb 2007
NFD 1 DELNIŠKI INVESTICIJSKI SKLAD	100 SIT	non-par value	160,580,300	NF1N (no change)	semi-official market	27 Feb 2007
ISKRA AVTOELEKTRIKA	2,000 SIT	non-par value	1,608,313	IALG (no change)	official market	5 Mar 2007
GRAND HOTEL UNION	1,000 SIT	non-par value	1,814,613	GHUG (no change)	semi-official market	22 Mar 2007
VIZIJA HOLDING	1,000 SIT	non-par value	277,503	VIHR (no change)	semi-official market	17 Apr 2007
VIZIJA HOLDING ENA	1,000 SIT	non-par value	2,129,725	VZPG (no change)	semi-official market	18 Apr 2007

F) LIST OF SECURITIES

F1) OFFICIAL MARKET (1)

CORPORATE BONDS

	Issuer	Trading code	First trading day	Nominal value of issue traded	Coupon interest rate	Maturity	Sector
1	ABANKA VIPA	AB06	25 Nov 2002	13,500,000 EUR	5.9% p.a.	2002-2009	banking
2	ABANKA VIPA	AB07	30 Oct 2003	17,300,000 EUR	5.3% p.a.	2003-2010	banking
3	ABANKA VIPA	AB08	16 Oct 2006	10,000,000 EUR	4.9% p.a.	2003-2011	banking
4	ABANKA VIPA	AB09	16 Oct 2006	10,000,000 EUR	4.7% p.a.	2003-2011	banking
5	ABANKA VIPA	AB10	16 Oct 2006	21,000,000 EUR	4.6% p.a.	2004-2011	banking
6	ABANKA VIPA	AB11	30 Jun 2006	20,865,000 EUR	4.0% p.a.	2005-2010	banking
7	ABANKA VIPA	AB12	30 Jun 2006	20,865,000 EUR	3.8% p.a.	2005-2010	banking
8	ABANKA VIPA	AB13	23 Feb 2007	5,097,000 EUR	6m EURIBOR + 50 b.p.	2006-2008	banking
9	ABANKA VIPA	VIP4E	3 Dec 1997	127,840 EUR	7% p.a.	1997-2007	banking
10	ABANKA VIPA	VIP5	24 Dec 1998	375,000 EUR	6% p.a.	1998-2008	banking
11	ABANKA VIPA	VIP6	6 Mar 2000	625,000 EUR	5.5% p.a.	1999-2009	banking
12	ABANKA VIPA	VIP7	19 July 2001	1,000,000 EUR	6.2% p.a.	2001-2010	banking
13	BANKA CELJE	BCE9	16 Oct 2006	20,864,500 EUR	3.8% p.a.	2005-2010	banking
14	BANKA CELJE	BCE6A	30 Sept 2002	10,000,000 EUR	5.6% p.a.	2002-2008	banking
15	BANKA CELJE	BCE7	17 Nov 2003	10,000,000 EUR	5.15% p.a.	2003-2010	banking
16	BANKA CELJE	BCE8	26 Oct 2004	12,500,000 EUR	4.9% p.a.	2004-2011	banking
17	BLAGOVNO TRGOVINSKI CENTER	BTC1E	24 Feb 1997	2,488,800 EUR	10.5% p.a.	1996-2008	retail, wholesale and real estate trade
18	FACTOR BANKA	FB14	7 Mar 2007	12,160,000 EUR	4.0% p.a.	2006-2012	banking
19	FACTOR BANKA	FB15	4 May 2007	9,000,000 EUR	6m EURIBOR + 1.05% p.a.	2006-2012	banking
20	HOTELI BERNARDIN	HTB1E	28 June 1999	3,211,800 EUR	8.5% p.a.	1999-2009	hotel and restaurant activities
21	NOVA KBM	KBM5	26 Oct 2004	25,037,400 EUR	5.3% p.a.	2004-2009	banking
22	NOVA KBM	KBM6	26 Oct 2004	20,864,500 EUR	4.5% p.a.	2004-2007	banking
23	NOVA KBM	KBM7	30 Jun 2005	29,210,300 EUR	4.1% p.a.	2004-2011	banking
24	NOVA KBM	KBM8	30 Jun 2005	29,210,300 EUR	3.9% p.a.	2005-2010	banking
25	NOVA LJUBLJANSKA BANKA	NLB8	16 Oct 2006	14,276,000 EUR	5.5% p.a.	2002-2007	banking
26	NOVA LJUBLJANSKA BANKA	NLB10	18 Jun 2003	45,168,721 EUR	3% p.a. + TOM	2002-2007	banking
27	NOVA LJUBLJANSKA BANKA	NLB11	18 Jun 2003	26,326,000 EUR	5.1% p.a.	2002-2009	banking
28	NOVA LJUBLJANSKA BANKA	NLB12	14 Nov 2003	33,383,200 EUR	2.65% + TOM	2003-2008	banking
29	NOVA LJUBLJANSKA BANKA	NLB13	14 Nov 2003	48,962,722 EUR	7% p.a.	2003-2013	banking
30	NOVA LJUBLJANSKA BANKA	NLB14	16 Oct 2006	17,000,000 EUR	5% p.a.	2003-2008	banking
31	NOVA LJUBLJANSKA BANKA	NLB15	16 Oct 2006	54,717,569 EUR	4.8% p.a.	2004-2012	banking
32	NOVA LJUBLJANSKA BANKA	NLB16	30 Jun 2005	32,363,761 EUR	4.0% p.a.	2004-2009	banking
33	NOVA LJUBLJANSKA BANKA	NLB17	30 Jun 2005	42,435,889 EUR	3.85% p.a.	2005-2011	banking
34	NOVA LJUBLJANSKA BANKA	NLB18	29 Dec 2005	62,593,500 EUR	4.15% p.a.	2005-2015	banking
35	NOVA LJUBLJANSKA BANKA	NLB19	29 Dec 2005	41,729,000 EUR	4.0% p.a.	2005-2016	banking
36	NOVA LJUBLJANSKA BANKA	NLB20	25 Aug 2006	23,827,259 EUR	3.75% p.a. first 3 years, then 6m EURIBOR + 30 b.p.	2006-2013	banking
37	NOVA LJUBLJANSKA BANKA	NLB21	27 Dec 2006	29,001,655 EUR	4.0% p.a.	2006-2009	banking
38	NOVA LJUBLJANSKA BANKA	NLB22	11 Jan 2007	29,894,000 EUR	6m EURIBOR + 25 b.p.	2006-2011	banking
39	POSLOVNI SISTEM MERCATOR	MEO1	16 Oct 2006	36,540,000 EUR	4.8% p.a.	2004-2011	commerce industry, agriculture
40	POŠTNA BANKA SLOVENIJE	PBS2	16 Oct 2006	6,259,350 EUR	6% + TOM	2000-2007	banking
41	POŠTNA BANKA SLOVENIJE	PBS5	16 Oct 2006	10,000,000 EUR	4.8% p.a.	2004-2008	banking
42	POŠTNA BANKA SLOVENIJE	PBS6	16 Oct 2006	4,172,900 EUR	4.4% p.a.	2004-2012	banking
43	POŠTNA BANKA SLOVENIJE	PBS7	16 Oct 2006	16,691,600 EUR	4.7% p.a.	2004-2011	banking
44	PROBANKA, MARIBOR	PRB4	16 Oct 2006	1,110,500 EUR	5.5% p.a.	1999-2007	banking
45	PROBANKA, MARIBOR	PRB6	16 Oct 2006	6,500,000 EUR	5.7% p.a.	2002-2008	banking
46	PROBANKA, MARIBOR	PRB7	16 Oct 2006	12,000,000 EUR	5.2% p.a.	2004-2010	banking
47	PROBANKA, MARIBOR	PRB8	16 Mar 2007	9,200,000 EUR	3.9% p.a.	2006-2012	banking
48	STANOVANJSKI SKLAD RS	SSR1E	4 Jul 1996	1,146,085 EUR	6% p.a.	1995-2010	national mortgage agency
49	STANOVANJSKI SKLAD RS	SSR2	30 Jun 1998	1,867,600 EUR	7.2% p.a. + TOM	1998-2008	national mortgage agency
50	STANOVANJSKI SKLAD RS	SSR3	16 Oct 2006	4,538,800 EUR	TOM + 6.10% p.a.	2001-2011	national mortgage agency

MUNICIPAL and GOVERNMENT BONDS

	Issuer	Trading code	First trading day	Nominal value of issue traded	Coupon interest rate	Maturity	Sector
1	REPUBLIC OF SLOVENIA	RS18	15 May 2000	50,000,000 EUR	6% p.a.	2000-2010	government bond
2	REPUBLIC OF SLOVENIA	RS21	18 Nov 2002	31,094,550 EUR	1% p.a. + TOM	2001-2015	government bond
3	REPUBLIC OF SLOVENIA	RS23	20 Feb 2001	40,000,000 EUR	6% p.a.	2001-2011	government bond
4	REPUBLIC OF SLOVENIA	RS26	14 June 2001	50,000,000 EUR	5.375% p.a.	2001-2011	government bond
5	REPUBLIC OF SLOVENIA	RS29	25 Jan 2002	55,000,000 EUR	5.375% p.a.	2002-2012	government bond
6	REPUBLIC OF SLOVENIA	RS32	25 Jan 2002	23,865,500 EUR	5.375% p.a.	2002-2012	government bond
7	REPUBLIC OF SLOVENIA	RS33	9 Apr 2002	127,166,004 EUR	8% p.a.	2002-2022	government bond
8	REPUBLIC OF SLOVENIA	RS38	30 Apr 2002	82,021,600 EUR	5.63% p.a.	2002-2017	government bond
9	REPUBLIC OF SLOVENIA	RS39	18 Nov 2002	40,479,105 EUR	1% p.a. + TOM	2002-2008	government bond
10	REPUBLIC OF SLOVENIA	RS44	29 Nov 2002	12,372,653 EUR	6.65% p.a.	2002-2012	government bond
11	REPUBLIC OF SLOVENIA	RS48	10 Dec 2002	60,000,000 EUR	4.75% p.a.	2002-2012	government bond
12	REPUBLIC OF SLOVENIA	RS49	22 Jan 2003	29,632,020 EUR	4.75% p.a.	2003-2022	government bond
13	REPUBLIC OF SLOVENIA	RS50	11 Mar 2003	57,159,600 EUR	4.50% p.a.	2003-2013	government bond
14	REPUBLIC OF SLOVENIA	RS52	17 Apr 2003	146,320,278 EUR	6.25% p.a.	2003-2008	government bond
15	REPUBLIC OF SLOVENIA	RS53	17 Apr 2003	82,193,900 EUR	4.875% p.a.	2003-2018	government bond
16	REPUBLIC OF SLOVENIA	RS54	29 Oct 2003	125,190,000 EUR	5.75% p.a.	2003-2013	government bond
17	REPUBLIC OF SLOVENIA	RS56	24 Feb 2004	202,023,193 EUR	4.875% p.a.	2004-2009	government bond
18	REPUBLIC OF SLOVENIA	RS57	29 Mar 2004	276,641,691 EUR	4.875% p.a.	2004-2014	government bond
19	REPUBLIC OF SLOVENIA	RS58	2 Feb 2005	397,924,761 EUR	3.25% p.a.	2005-2008	government bond
20	REPUBLIC OF SLOVENIA	RS59	2 Feb 2005	1,066,332,031 EUR	4% p.a.	2005-2016	government bond
21	REPUBLIC OF SLOVENIA	RS60	14 Apr 2005	393,139,206 EUR	3.5% p.a.	2005-2010	government bond
22	REPUBLIC OF SLOVENIA	RS61	24 Jan 2006	328,861,569 EUR	3.25% p.a.	2006-2011	government bond
23	REPUBLIC OF SLOVENIA	RS62	24 Jan 2006	488,443,391 EUR	3.5% p.a.	2005-2017	government bond

TOM (abbreviation for: "temeljna obrestna mera"- base interest rate) - indexation factor, calculated as twelve month average of monthly consumer price index

F1) OFFICIAL MARKET (2)

COMMON SHARES

PRIME MARKET SHARES

	Issuer	Trading code	First trading day	Nominal value of issue listed	Number of shares traded	Isin code	Sector
1	DROGA KOLINSKA	DRKR	19 Oct 2005	14,382,915,000 SIT	14,382,915	SI 003111337 4	packaged foods & meats
2	GORENJE, VELENJE	GRVG	10 Nov 2000 (2 June 1998 free market)	non-par value	12,200,000	SI 003110407 6	household appliances
3	INTEREUROPA, KOPER	IEKG	12 Jan 1998	non-par value	7,902,413	SI 003110009 0	retail trade
4	LUKA KOPER	LKPG	20 Nov 1996	7,140,000,000 SIT	7,140,000	SI 003110134 6	transport
5	KRKA TOVARNA ZDRAVIL, NOVO MESTO	KRKG	4 Nov 1997	14,170,448,000 SIT	3,542,612	SI 003110212 0	pharmaceutical & chemical industry
6	MERCATOR, LJUBLJANA	MELR	22 Dec 1997	37,653,610,000 SIT	3,208,504	SI 003110008 2	commerce industry, agriculture
7	MERKUR, NAKLO	MER	30 Nov 1998	non-par value	1,214,585	SI 003110463 9	wholesale and retail trade
8	PETROL, LJUBLJANA	PETG	5 May 1997	12,517,806,000 SIT	2,086,301	SI 003110215 3	crude-oil and gas trade
9	TELEKOM SLOVENIJE	TLSG	2 Oct 2006	non-par value	6,535,478	SI 003110429 0	telecommunication

SHARES

	Issuer	Trading code	First trading day	Nominal value of issue listed	Number of shares traded	Isin code	Sector
1	AERODROM, LJUBLJANA	AELG	8 Oct 1997	non-par value	1,936,229	SI 003110327 6	airport services
2	AUTOCOMMERCE, LJUBLJANA	ACLG	24 Jan 2006	2,886,877,000 SIT	2,886,877	SI 003110152 8	distributors
3	COMET, ZREČE	CHZG	2 Nov 1998	non-par value	1,700,688	SI 003110440 7	grinding wheels and other non-metals production
4	DELO, LJUBLJANA	DELR	13 Jan 1999	non-par value	667,464	SI 003110445 6	publishing
5	DELO PRODAJA	DPRG	12 Feb 2001	non-par value	593,549	SI 003110707 9	trade
6	EMONA OBALA	EOKG	7 Jan 1998	non-par value	1,741,456	SI 003110268 2	commerce
7	ETOL, CELJE	ETOG	21 Feb 1997	non-par value	254,619	SI 003110133 8	essential oils and fragrances production
8	GEODETSKI ZAVOD SLOVENIJE	GZRG	8 Jan 2001	379,820,000 SIT	379,820	SI 003111033 9	surveying and cartography
9	ISKRA AVTOELEKTRIKA	IALG	16 Oct 2006	3,216,626,000 SIT	1,608,313	SI 003110704 6	production of electrical equipment for machinery and vehicles
10	ISTRABENZ, KOPER	ITBG	16 June 1997	non-par value	5,180,000	SI 003110207 0	holding companies management
11	KOMPAS MTS	MTSG	8 Dec 2000	non-par value	594,508	SI 003110370 6	catering service, border-crossing and tourist services
12	MLINOTEST, AJDOVŠČINA	MAJG	3 Apr 2000	non-par value	2,389,177	SI 003110820 0	food processing industry
13	NIKA, BREŽICE	NIKN	23 June 1992	189,876,000 SIT	189,876	SI 003110079 3	financial consultancy and services
14	PIVOVARNA LAŠKO	PILR	1 Feb 2000	non-par value	8,578,391	SI 003110741 8	brewery
15	SALLUS, LJUBLJANA	SALR	16 Jan 1992	134,980,000 SIT	134,980	SI 003110568 5	full-line pharmaceutical wholesale
16	SAVA, KRANJ	SAVA	6 Jan 2000	20,069,870,000 SIT	2,006,987	SI 003110845 7	chemicals
17	TERME ČATEŽ	TCRG	26 Aug 1993	3,587,496,000 SIT	597,916	SI 003110063 7	health resort
18	ŽITO, LJUBLJANA	ZTOG	20 Mar 2000	non-par value	355,792	SI 003110844 0	flour, bread, pasta and sweets production

PREFERRED SHARES

	Issuer	Trading code	First trading day	Nominal value of issue listed	Number of shares traded	Isin code	Sector
1	PROBANKA, MARIBOR	PRBP	30 Mar 1993	non-par value	396,235	SI 002120040 5	banking

MUTUAL FUNDS

	Mutual fund	Trading code	First trading day	Value of first trade	Number of coupons on first trading day	Isin code	Sector
1	MP-BALKAN.SI	MPBL	24 Nov 2006	62.36	82.689	SI 002140002 1	mutual fund
2	MP-EUROSTOCK.SI	MPEU	16 Jun 2006	5.47	728,413	SI 002140001 3	mutual fund
3	Probanka globalni naložbeni sklad	PBGS	24 Nov 2006	0.71	142,885,835	SI 002140003 9	mutual fund

F2) SEMI-OFFICIAL MARKET (1)

CORPORATE BONDS

	Issuer	Trading code	First trading day	Nominal value of issue traded	Interest rate	Maturity	Sector
1	BANKA ZASAVJE	BZ03	27 Jul 2004	5,000,000 EUR	4.5% p.a.	2004-2011	banking
2	CIMOS	CIM1	21 Jul 2005	20,000,000 EUR	5.75% p.a.	2004-2011	automobile industry
3	DARS	DRS1	30 Dec 2004	56,042,047 EUR	5.1% p.a.	2004-2024	performing financial engineering, preparatory, organization and policy making of building, maintenance of road network and management of super highways in Republic of Slovenia
4	DARS	DRS2	8 Nov 2005	61,758,920 EUR	4.5% p.a.	2005-2025	performing financial engineering, preparatory, organization and policy making of building, maintenance of road network and management of super highways in Republic of Slovenia
5	DARS	DRS3	3 Feb 2006	42,563,580 EUR	4.0% p.a.	2005-2020	performing financial engineering, preparatory, organization and policy making of building, maintenance of road network and management of super highways in Republic of Slovenia
6	DEOS	DEO1	28 Sep 2005	5,825,900 EUR	6% p.a.	2004-2014	the construction and maintenance of safe homes
7	FMR	FMR1	5 May 2005	5,000,000 EUR	4.6% p.a.	2004-2009	holding companies management
8	FACTOR BANKA	FB06	23 May 2005	4,196,500 EUR	2% + 6month EURIBOR	2002-2009	banking
9	FACTOR BANKA	FB08	10 May 2005	6,300,000 EUR	4.8% p.a.	2003-2008	banking
10	FACTOR BANKA	FB09	10 May 2005	5,927,000 EUR	4.8% p.a.	2004-2014	banking
11	FACTOR BANKA	FB10	10 May 2005	4,940,749 EUR	4.25% p.a.	2004-2007	banking
12	FACTOR BANKA	FB11	25 Oct 2005	13,000,000 EUR	1.5% + 6 month EURIBOR	2005-2020	banking
13	FACTOR BANKA	FB12	7 Mar 2006	10,425,000 EUR	3.75% p.a.	2005-2010	banking
14	FACTOR BANKA	FB13	26 Jun 2006	7,330,443 EUR	2.00% p.a.	2005-2008	banking
15	KD HOLDING	KDH1	16 Dec 2005	40,000,000 EUR	5.45% p.a.	2005-2015	holding companies management
16	KD HOLDING	KDH2	7 Apr 2006	40,000,000 EUR	4.85% p.a.	205-2015	holding companies management
17	POTEZA NALOŽBE	PNO1	29 Sep 2004	8,385,000 EUR	5.25% p.a.	2003-2011	enterprise and business counseling
18	SIP, STROJNA INDUSTRIJA	SIPBE	19 June 2000	882,338 EUR	6% p.a.	1999-2009	manufacturing farm equipment

INSURANCE

	Issuer	Trading code	First trading day	Nominal value of issue traded	Coupon interest rate	Maturity	Sector
1	ZAVAROVALNICA TRIGLAV	ZT01	2 Jun 2004	30,000,000 EUR	5.125% p.a.	2003-2013	insurance

MUNICIPAL and GOVERNMENT BONDS

	Issuer	Trading code	First trading day	Nominal value of issue traded	Coupon interest rate	Maturity	Sector
1	SLOVENSKA ODŠKODNINSKA DRUŽBA	SOS2E	7 Apr 1997	607,929,001 EUR	6% p.a.	1996-2016	meeting commitments deriving from denationalisation process

TOM (abbreviation for: "temeljna obrestna mera" - base interest rate) - indexation factor calculated as twelve month average of monthly consumer price index

F2) SEMI-OFFICIAL MARKET (2)

COMMON SHARES

	Issuer	Trading code	First trading day	Nominal value of issue traded	Number of shares traded	Isin code	Sector
1	AKTIVA NALOŽBE, LJUBLJANA	ATPG	27 Feb 2004	non-par value	13,591,508	SI 002111216 2	holding companies management
2	ALPETOUR POTOVALNA AGENCIJA	APAG	2 Aug 2000	non-par value	374,340	SI 003110989 3	passengers transportat
3	ALPOS	APOG	10 Apr 2006	1,449,130,000 SIT	144,913	SI 003111342 4	production of metal goods and equipment
4	BELINKA HOLDING	BELG	19 Oct 2000	non-par value	2,552,270	SI 003110216 1	holding companies management
5	CENTER NALOŽBE	IFHR	22 Jul 2004	non-par value	3,777,004	SI 002111308 7	holding companies management
6	CETIS, CELJE	CETG	10 Mar 1997	non-par value	200,000	SI 003110084 3	paper industry and graphics
7	CINKARNA, CELJE	CICG	6 Mar 1998	non-par value	814,626	SI 003110380 5	metallurgic and chemical industry
8	DZS, LJUBLJANA	DZS	12 May 1999	non-par value	1,437,618	SI 003110527 1	publishing and trading
9	ELMO, LJUBLJANA	IELG	22 Feb 2001	non-par value	708,000	SI 003111026 3	electrical installations
10	ETRA 33	ETRG	7 Nov 2002	non-par value	45,423	SI 003110712 9	production of electromotors, generators and transformers
11	FOND INVEST	MHLG	30 Jan 2001	non-par value	595,241	SI 003111007 3	holding companies management
12	GEA COLLEGE	GEAL	5 Jan 1995	248,200,000 SIT	248,200	SI 003110080 1	consulting
13	GEA TOVARNA OLJA	GSBG	30 June 1996	non-par value	1,254,960	SI 003110129 6	oil - producing industry
14	GORENJSKI TISK, KRANJ	GTKG	19 Sep 1996	non-par value	963,349	SI 003110119 7	graphics services
15	GORIŠKE OPEKARNE, RENČE	GORG	8 Mar 1999	523,634,000 SIT	523,634	SI 003110499 3	production of different clay brick products
16	GRAND HOTEL UNION	GHUG	5 Jan 2000	1,814,613,000 SIT	1,814,613	SI 003110865 5	hotel industry
17	HELIOS, DOMŽALE	HDOG	19 Sep 1996	2,198,610,000 SIT	219,861	SI 003110114 8	intermediary on fuel, mine sector
18	HIDROTEHNIK, LJUBLJANA	VHLG	5 July 1999	non-par value	384,472	SI 003110551 1	building industry and protection against flood damage
19	HRAM HOLDING	ST1R	27 Jan 2004	non-par value	4,346,667	SI 002111210 5	holding companies management
20	INFOND HOLDING	IFFR	23 Sept 2002	non-par value	16,833,414	SI 002111076 0	holding companies management
21	INLES, RIBNICA	IHPG	8 Oct 1999	non-par value	712,410	SI 003110745 9	production of furniture
22	INTERTRADE ITA	INRG	20 Oct 1997	695,310,000 SIT	69,531	SI 003110333 4	mechanical engineering representative
23	JADRAN, SEŽANA	JASG	23 Sep 1996	non-par value	165,302	SI 003110154 4	commerce industry
24	JATA EMONA	JAMR	15 Jan 2002	non-par value	3,197,534	SI 003111109 7	production and retailing of poultry meat
25	JAVOR, PIVKA	JPIG	13 Nov 2000	1,194,700,000 SIT	1,194,700	SI 003110910 9	production of plywood, bound and layer wood, fibre and other slabs
26	JELEN, SLOVENSKE KONJICE	JESG	29 Nov 1999	67,798,000 SIT	67,798	SI 003110430 8	restaurant & hotel capacities
27	JUTEKS, ŽALEC	JTKG	2 Nov 1999	641,432,000 SIT	641,432	SI 003110786 3	carpet production on various linings
28	KD HOLDING	KDHR	5 Feb 2001	non-par value	2,675,640	SI 003111046 1	holding companies management
29	KOŠAKI TMI, MARIBOR	TKMG	11 Oct 1999	432,360,000 SIT	43,236	SI 003110424 1	secondary meat industry and production of meat products
30	KRONA HOLDING	KRHR	9 May 2002	non-par value	1,287,121	SI 002111124 8	holding companies management
31	LESNINA	MILG	12 Jan 2002	2,906,810,000 SIT	76,495	SI 003111116 2	wholesale and retail of furniture

F2) SEMI-OFFICIAL MARKET (3)

COMMON SHARES

	Issuer	Trading code	First trading day	Nominal value of issue traded	Number of shares traded	Isin code	Sector
32	LIP BLEB	LLBG	12 Jan 2000	1,942,454,000 SIT	1,942,454	SI 003110871 3	wood manufacturing
33	LIZ INŽENIRING, LJUBLJANA	LIZG	11 Mar 1999	123,846,000 SIT	123,846	SI 003110371 4	consulting and engineering in object construction
34	MARINA, PORTOROŽ	MAPG	19 Sep 1996	627,864,000 SIT	313,932	SI 003110058 7	naval and hotel industry
35	MAKSIMA HOLDING	MAHR	6 May 2003	6,399,850,000 SIT	6,399,850	SI 002111151 1	holding companies management
36	MAKSIMA INVEST	MKIR	26 Oct 2004	non-par value	7,451,949	SI 002111319 4	holding companies management
37	MEDVEŠEK PUŠNIK, LJUBLJANA	MPLR	12 Dec 1997	non-par value	80,000	SI 002110324 5	financial consulting
38	MELAMIN, KOČEVJE	MKOG	23 Sep 1996	349,913,000 SIT	349,913	SI 00311020 1	chemical industry
39	MERCATA	MROR	27 Jul 2004	non-par value	2,891,874	SI 002111199 0	holding companies management
40	MESNA INDUSTRIJA PRIMORSKE	MIPG	19 June 2000	1,478,742,000 SIT	1,478,742	SI 003110969 5	meat processing industry, wholesale and retail trade with provisions
41	MITOL, SEŽANA	MISG	15 May 1997	non-par value	687,627	SI 003110271 6	production and sale of adhesive substances and resinous compound
42	MKT PRINT	MKTG	11 Oct 1999	1,039,540,000 SIT	103,954	SI 003110094 2	printing, publishing, retail and wholesale
43	MODRA LINIJA HOLDING	MLHR	20 Nov 2002	non-par value	2,192,411	SI 002111058 8	holding companies management
44	M1	MR1R	4 Aug 2004	non-par value	2,681,638	SI 002111311 1	holding companies management
45	NAMA, LJUBLJANA	NALN	30 Apr 2004	953,795,000 SIT	953,795	SI 003110269 0	retail trade and renting of business premises
46	NFD HOLDING	NF2R	10 Dec 2003	non-par value	33,159,997	SI 002111200 6	holding companies management
47	NIKO, ŽELEZNIKI	NKPG	17 Sep 1999	358,750,000 SIT	35,875	SI 003110717 8	office material, industrial paper-clips, electromagnets and other metal mechanisms production
48	PLAMA PUR	POPG	6 Dec 1999	non-par value	686,798	SI 003110822 6	production and refashioning of poliuretanic (plastic) foams
49	RTC KRVAVEC	RKRG	17 Oct 1997	2,311,468,000 SIT	1,155,734	SI 003110328 4	ski resort
50	SIJAJ, HRASTNIK	SIHG	7 Oct 1999	268,800,000 SIT	26,880	SI 003110742 6	production of decorative lights and metal products
51	KD GROUP	SKDR	21 Dec 2000	non-par value	186,436	SI 003111016 4	holding companies management
52	SLOVENJAJLES, LJUBLJANA	SLLG	8 May 1996	non-par value	273,377	SI 003110040 5	commerce, engineering, representation
53	TEKSTINA, AJDOVŠČINA	TEAG	12 Feb 1997	1,127,293,000 SIT	1,127,293	SI 03110221 1	textile industry
54	TERME DOBRNA	ZDDG	5 July 1999	692,542,000 SIT	692,542	SI 03110539 6	medical services, tourist and hotel trade
55	TOSAMA, DOMŽALE	TODG	13 Sep 1996	2,956,700,000 SIT	295,670	SI 003110136 1	sanitary material production
56	TOVARNA SLADKORJA ORMOŽ	TSOR	12 Apr 1996	4,971,630,000 SIT	497,163	SI 003110020 7	sugar production
57	TRDNJAVA HOLDING	TROR	31 Mar 2004	2,593,123,000 SIT	2,593,123	SI 002111219 6	holding companies management
58	TRDNJAVA I HOLDING	TR1R	31 Mar 2004	891,750,000 SIT	891,750	SI 002111220 4	holding companies management
59	TRIGLAV NALOŽBE	TRSG	7 Apr 2004	13,182,366,000 SIT	13,182,366	SI 002111223 8	holding companies management
60	TUB SWATY, MARIBOR	TUBG	30 Dec 1997	non-par value	288,940	SI 003110344 1	production and trade of knife grinders
61	VELANA, LJUBLJANA	VLJG	23 Dec 2002	1,409,645,000 SIT	1,409,645	SI 003110069 4	non-clothing textile manufacturer
62	VIPA HOLDING	VHDR	5 Nov 2003	7,347,565,000 SIT	7,347,565	SI 002111131 3	other financial intermediation
63	VIZIJA HOLDING	VIHR	17 Mar 2003	2,277,503,000 SIT	2,277,503	SI 002111125 5	holding companies management
64	VIZIJA HOLDING ENA	VZPG	3 Feb 2004	2,129,725,000 SIT	2,129,725	SI 002111211 3	holding companies management
65	ZDRAVILIŠČE ROGAŠKA	RGS	11 Feb 1999	900,462,000 SIT	900,462	SI 003110489 4	health resort
66	ZLATA MONETA II finančna družba	ZM2R	13 Nov 2003	non-par value	8,232,861	SI 002111198 2	other financial intermediation
67	ZVON ENA HOLDING	ZVHR	30 Oct 2003	12,431,743,000 SIT	12,431,743	SI 002111177 6	holding companies management
68	ZVON DVA HOLDING	ZV2R	25 Feb 2004	14,120,934,000 SIT	14,120,934	SI 002111215 4	holding companies management
69	ŽELEZARNA RAVNE - MONTER DRAVOGRAD	ZMDG	17 Sep 1999	non-par value	336,225	SI 003110696 4	management of investment portfolios of subsidiaries

PREFERRED SHARES

	Issuer	Trading code	First trading day	Nominal value of issue traded	Number of shares traded	Isin code	Sector
1	KD HOLDING	KDHP	18 July 2001	non-par value	266,413	SI 003120050 2	holding companies management
2	PRVA POKOJNINSKA DRUŽBA	PPDG	20 Jul 2005	1,700,000,000 SIT	170,000	SI 002120064 5	pension insurance
3	ZDRAVILIŠČE ROGAŠKA	RGP	11 Feb 1999	55,976,000 SIT	27,988	SI 003120028 8	health resort

INVESTMENT COMPANIES

	Issuer	Trading code	First trading day	Nominal value of issue traded	Number of shares traded	Isin code	Sector
1	MAKSIMA, delniška ID	MAIR	21 May 2003	non-par value	7,811,823	SI 002111152 9	investment fund
2	INFOND ID	IFIR	23 Sept 2002	non-par value	8,132,314	SI 002111078 6	investment fund
3	INFOND ID 1	IFDR	2 Aug 2004	non-par value	4,956,471	SI 002111307 9	investment fund
4	KD ID	KDIR	9 Feb 2001	non-par value	9,181,542	SI 002111341 8	investment fund
5	KRONA SENIOR	SNOG	8 Dec 1998	non-par value	7,316,086	SI 002110590 1	investment fund
6	NFD 1 DELNIŠKI INVESTICIJSKI SKLAD	NFIN	26 Oct 1998	16,058,030,000 SIT	160,580,300	SI 002110600 8	investment fund
7	ZVON ENA ID	ZVIR	24 Nov 2003	non-par value	2,277,577	SI 002111178 4	investment fund