

MONTHLY STATISTICS
LJUBLJANA STOCK EXCHANGE
AUGUST 2007
Year XIII., No. 8/07

TURNOVER

Market	Turnover (in 000 EUR)	Volume in pieces	Number of bargains
Official market	217,471	1,940,295	19,949
Prime market shares	179,232	924,418	14,039
Shares	33,690	305,049	4,933
Bonds	1,421	131,752	233
Mutual funds	3,129	579,076	744
Semi-official market	21,875	2,506,539	7,574
Shares	8,568	595,257	4,472
Bonds	2,421	51,121	244
Investment companies	10,886	1,860,161	2,858
Short-term securities	0	0	0
Market maker trading segment*	3,524	77,100	8
Bonds	3,102	73,800	5
Short-term securities	422	3,300	3
Total via BTS	239,346	4,446,834	27,523

*special segment for trading in securities issued by Republic of Slovenia.

MARKET SIZE

Market	Market capitalisation (in EURm)	Number of securities	Number of issuers
Official market	22,020	98	38
Prime market shares	13,353	8	8
Shares	3,615	18	18
Bonds	4,879	69	12
Mutual funds	173	3	2
Semi-official market	4,859	94	87
Shares	2,838	67	65
Bonds	1,021	20	11
Investment companies	1,000	7	7
Total (cap. of shares)	19,806	192	123

MONTHLY TURNOVER BY MARKETS

IN 000 EUR - SHARES

	Organised market	Block trades	Off-market trades*
aug.06	69,261	46,236	35,810
sep.06	70,616	55,336	59,597
oct.06	101,503	65,064	82,726
nov.06	69,039	34,876	72,613
dec.06	84,984	55,132	117,440
jan.07	152,923	105,643	147,840
feb.07	106,637	122,846	122,951
mar.07	143,778	55,869	51,456
apr.07	129,587	50,537	141,598
may.07	131,563	111,162	292,941
jun.07	159,559	109,704	223,093
jul.07	229,414	249,501	341,272
aug.07	221,489	76,519	627,819

* appreciation of off-market transactions with listed securities based on volume of off-market transaction (block trades excluded) and their monthly average prices

MONTHLY TURNOVER BY MARKETS

IN 000 EUR - OTHER SECURITIES

	Organised market		Block trades	Off-market trades*
	Official and semi official market	Market maker segment**		
aug.06	16,790	110,512	4,297	87,251
sep.06	18,839	85,816	5,944	21,785
oct.06	16,345	68,437	10,828	11,112
nov.06	16,818	66,708	17,757	22,422
dec.06	18,652	36,734	13,334	64,423
jan.07	29,165	17,424	11,027	6,076
feb.07	24,655	70,213	6,814	91,806
mar.07	25,249	41,236	5,746	159,576
apr.07	22,738	18,258	4,846	59,538
may.07	20,501	5,984	6,389	390,305
jun.07	22,942	109,354	17,428	164,833
jul.07	20,818	39,616	1,487	18,657
aug.07	17,857	3,524	2,424	24,070

* appreciation of off-market transactions with listed securities based on volume of off-market transaction (block and Market Maker Trading Segment trades excluded) and their monthly average prices

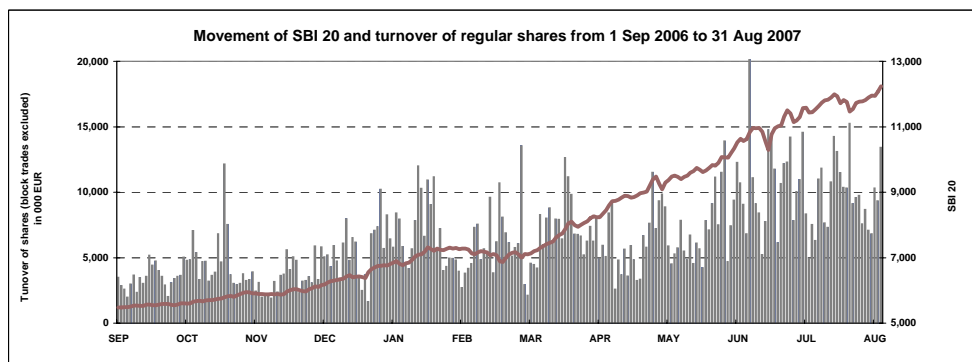
** special segment for trading in securities issued by Republic of Slovenia

NOMINAL RETURN

STOCK EXCHANGE INDICES	Nominal return 31 Aug 2007 / 31 Jul 2007	Nominal return 31 Aug 2007 / 31 Dec 2006	Nominal return 31 Aug 2007 / 31 Aug 2006
Slovene Stock Exchange Index (SBI20)	7.00%	91.79%	124.59%
Slovene Blue-Chip Index (SBI TOP)	7.36%	81.54%	112.23%
Investment Fund Index (PIX)	2.73%	39.60%	58.52%
Bond Index (BIO)	-0.05%	-2.29%	-1.39%

PRIME MARKET SHARES

	Turnover (in 000 EUR)	Number of bargains	Market capitalisation (in EURm)
KRKA	66,962	4,937	4,225
PETROL	30,017	1,307	2,062
TELEKOM SLOVENIJE	27,336	1,853	3,189
GORENJE	21,163	2,187	593
LUKA KOPER	16,017	1,831	777
MERCATOR	8,188	713	1,578
INTEREUROPA	6,526	759	370
MERKUR	3,023	452	558
SKUPAJ	179,232	14,039	13,353



ISSUER

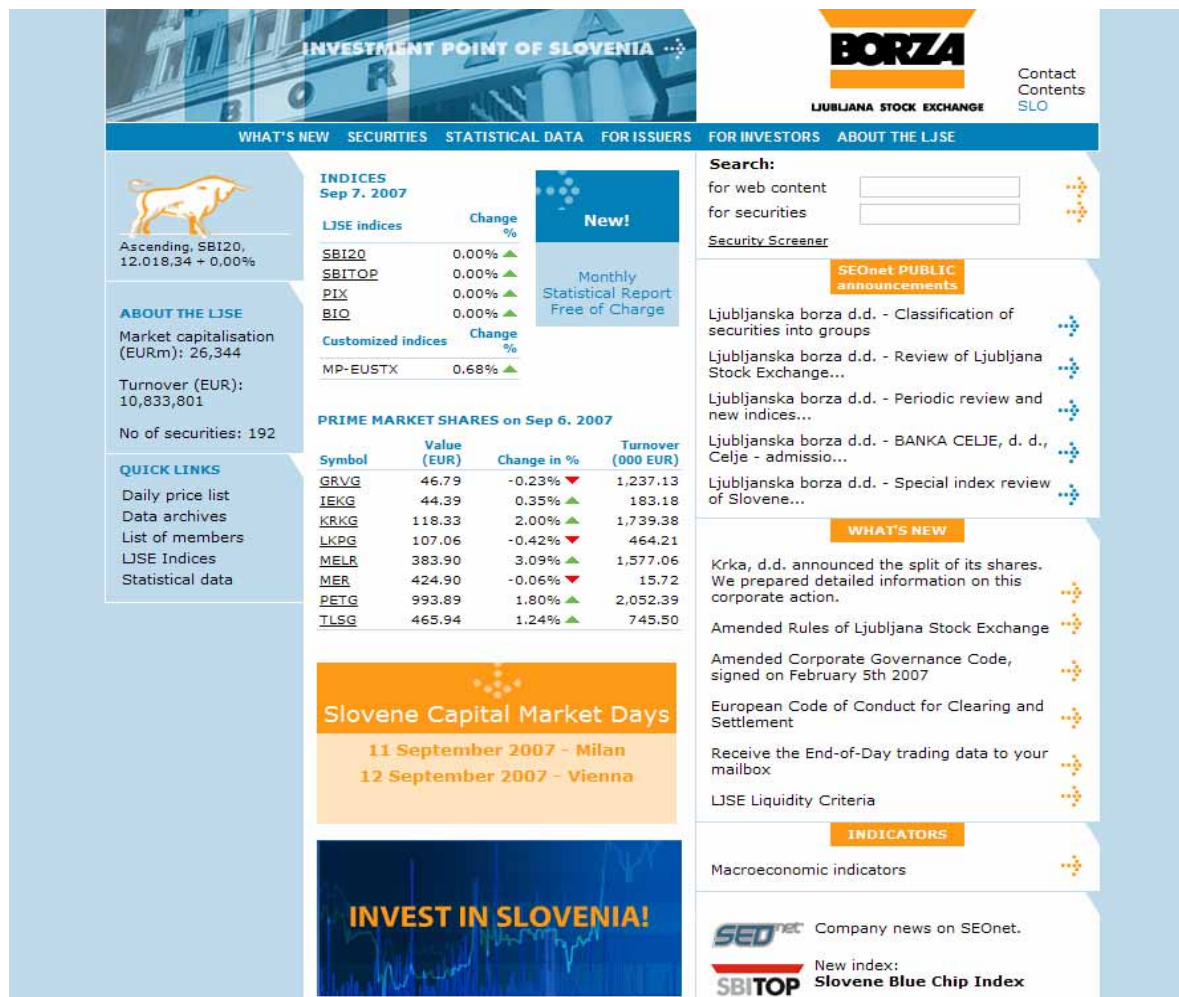
Ljubljana Stock Exchange Inc.
Slovenska 56
1000 Ljubljana

INFORMATIONS

E-mail:	info@ljse.si
Phone:	+386 1 47-10-211 +386 1 47-10-205
Contact persons:	Nataša Žabkar, Boštjan Šbül

STATISTICS ON WEB:

<http://www.ljse.si/cgi-bin/jve.cgi?doc=1989&sid=oW6SxKEMNaGgXs4b>



The screenshot shows the website interface for the Ljubljana Stock Exchange (BORZA). The header includes the logo and navigation tabs: WHAT'S NEW, SECURITIES, STATISTICAL DATA, FOR ISSUERS, FOR INVESTORS, and ABOUT THE LJSE. The main content area is divided into several sections:

- INDICES Sep 7. 2007:** A table showing the change in percentage for various indices:

LJSE indices	Change %
SBI20	0,00% ▲
SBITOP	0,00% ▲
PIX	0,00% ▲
BIO	0,00% ▲
Customized indices	Change %
MP-EUSTX	0,68% ▲
- PRIME MARKET SHARES on Sep 6. 2007:** A table showing the value, change in percentage, and turnover for various symbols:

Symbol	Value (EUR)	Change in %	Turnover (000 EUR)
GRVG	46.79	-0.23% ▼	1,237.13
IEKG	44.39	0.35% ▲	183.18
KRKG	118.33	2.00% ▲	1,739.38
LKPG	107.06	-0.42% ▼	464.21
MELR	383.90	3.09% ▲	1,577.06
MER	424.90	-0.06% ▼	15.72
PETG	993.89	1.80% ▲	2,052.39
TLSG	465.94	1.24% ▲	745.50
- ABOUT THE LJSE:** Market capitalisation (EURm): 26,344; Turnover (EUR): 10,833,801; No of securities: 192.
- QUICK LINKS:** Daily price list, Data archives, List of members, LJSE Indices, Statistical data.
- WHAT'S NEW:** A list of recent news items, including "Krka, d.d. announced the split of its shares" and "Amended Rules of Ljubljana Stock Exchange".
- INDICATORS:** Macroeconomic indicators.
- SEARCH:** A search bar for web content and securities.
- SECURITY SCREENER:** A section for security screening.
- SEOnet PUBLIC announcements:** A section for public announcements.
- MONTHLY STATISTICAL REPORT:** A section for the monthly statistical report.

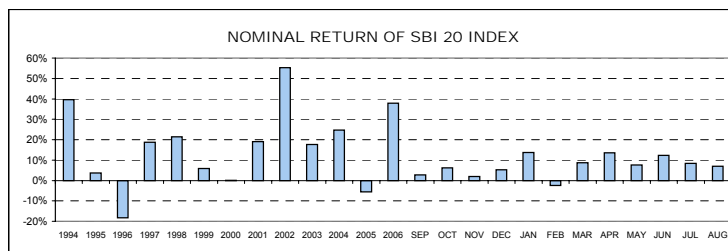
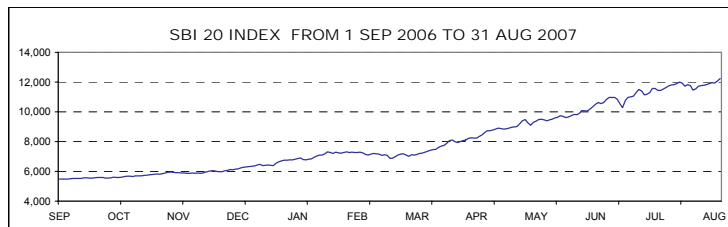
INDEX

	Page
A) STOCK EXCHANGE INDICES	1
A1) Values, yields and movements of Stock Exchange Indices	1
A2) Index compositions	3
B) NUMBER OF ISSUERS, TRADED SECURITIES AND MEMBERS	4
C) TURNOVER	5
C1) Monthly turnover by securities on official market	5
C2) Monthly turnover by securities on semi-official market	7
C3) Monthly turnover by securities on market maker trading segment	10
C4) Most traded securities - monthly	14
C5) Turnover by LJSE members - monthly	15
C6) Monthly turnover in 2006 and 2007	19
D) MARKET CAPITALISATION	22
D1) Market capitalisation of shares	23
D2) Market capitalisation of bonds	26
D3) Market capitalisation of investment funds	28
E) OTHER	29
E1) Indicators (shares on official market)	29
E2) Record values	30
E3) New listed securities and changes	31
F) LIST OF SECURITIES	33
F1) Official market	33
F2) Semi-official market	35

A) STOCK EXCHANGE INDICES

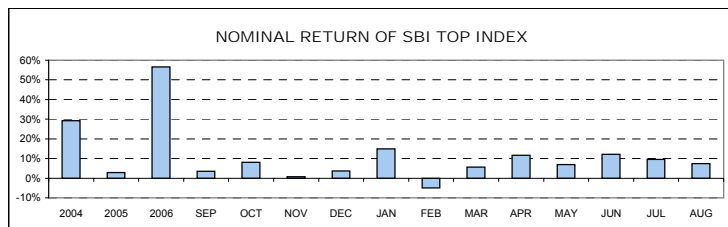
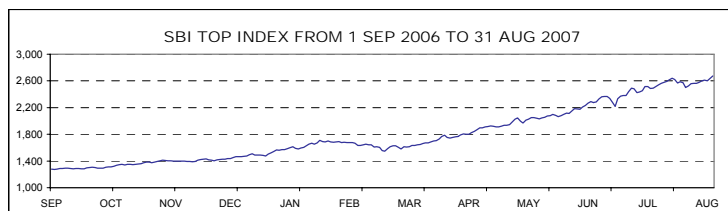
SBI 20 - SLOVENE STOCK EXCHANGE INDEX

Year	Max	Date	Min	Date	Close	Nominal return
1994	1,804.00	10 May 1994	1,015.92	6 Jan 1994	1,396.81	39.68%
1995	1,590.17	9 Nov 1995	1,016.99	13 July 1995	1,448.75	3.72%
1996	1,589.18	13 Mar 1996	891.93	10 Sept 1996	1,183.26	-18.33%
1997	1,655.36	10 Feb 1997	1,052.44	8 Jan 1997	1,404.70	18.71%
1998	2,026.47	10 Aug 1998	1,378.49	6 Jan 1998	1,705.77	21.43%
1999	1,981.87	19 Feb 1999	1,679.48	5 Jan 1999	1,806.26	5.89%
2000	1,903.66	24 Jan 2000	1,584.23	25 May 2000	1,807.94	0.09%
2001	2,159.35	19 Dec 2001	1,700.24	25 Apr 2001	2,151.59	19.01%
2002	3,547.64	8 Nov 2002	2,140.80	3 Jan 2002	3,340.20	55.24%
2003	4,034.53	5 Dec 2003	3,067.67	3 Jul 2003	3,931.64	17.71%
2004	4,935.29	15 Nov 2004	3,922.74	5 Jan 2004	4,904.48	24.74%
2005	5,131.61	1 Feb 2005	4,301.58	28 Sep 2005	4,630.10	-5.59%
2006	6,464.80	18 Dec 2006	4,427.22	29 Mar 2006	6,382.92	37.86%
First half-year 2007	10,632.67	28 Jun 2007	6,551.52	3 Jan 2007	10,561.34	65.46%
Year 2007	Max	Date	Min	Date	Close	Nominal return
January	7,317.95	30 Jan 2007	6,551.52	3 Jan 2007	7,258.09	13.71%
February	7,306.78	9 Feb 2007	7,077.89	28 Feb 2007	7,077.89	-2.48%
March	7,691.44	30 Mar 2007	6,871.51	6 Mar 2007	7,691.44	8.67%
April	8,734.54	30 Apr 2007	7,743.01	2 Apr 2007	8,734.54	13.56%
May	9,507.31	29 May 2007	8,774.42	3 May 2007	9,403.88	7.66%
June	10,632.67	28 Jun 2007	9,465.35	1 Jun 2007	10,561.34	12.31%
July	11,579.98	27 Jul 2007	10,287.52	11 Jul 2007	11,441.02	8.33%
August	12,242.01	31 Aug 2007	11,459.71	17 Aug 2007	12,242.01	7.00%



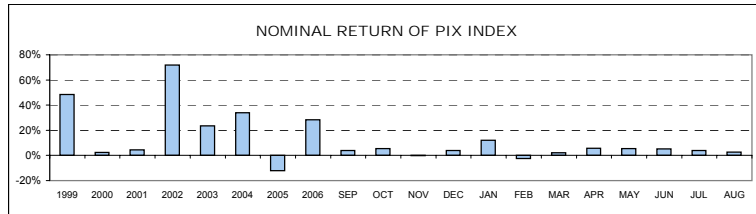
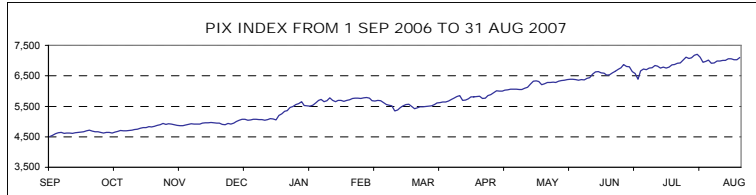
SBI TOP - SLOVENE BLUE-CHIP INDEX

Year	Max	Date	Min	Date	Close	Nominal return
2003	730.49	4 Dec 2003	534.14	8 Jul 2003	707.94	-
2004	946.60	25 Nov 2004	706.53	5 Jan 2004	915.40	29.30%
2005	960.74	8 Dec 2005	817.33	1 Jul 2005	941.02	2.80%
2006	1,506.88	18 Dec 2006	940.16	3 Jan 2006	1,473.33	56.57%
First half-year 2007	2,289.87	28 Jun 2007	1,501.26	3 Jan 2007	2,274.29	54.36%
Year 2007	Max	Date	Min	Date	Close	Nominal return
January	1,708.04	30 Jan 2007	1,501.26	3 Jan 2007	1,691.83	14.83%
February	1,698.81	2 Feb 2007	1,609.10	28 Feb 2007	1,609.10	-4.89%
March	1,698.59	30 Mar 2007	1,548.21	6 Mar 2007	1,698.59	5.56%
April	1,897.86	30 Apr 2007	1,705.87	2 Apr 2007	1,897.86	11.73%
May	2,051.48	29 May 2007	1,910.26	9 May 2007	2,028.79	6.90%
June	2,289.87	28 Jun 2007	2,044.99	1 Jun 2007	2,274.29	12.10%
July	2,515.14	26 Jul 2007	2,218.48	11 Jul 2007	2,491.38	9.55%
August	2,674.69	31 Aug 2007	2,502.25	17 Aug 2007	2,674.69	7.36%



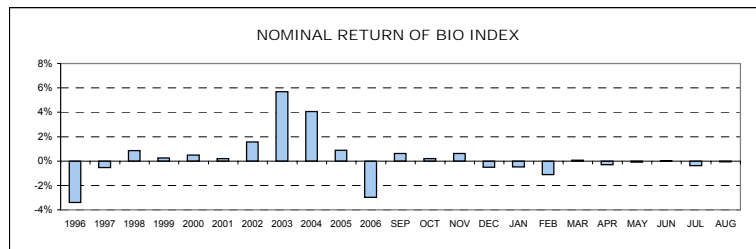
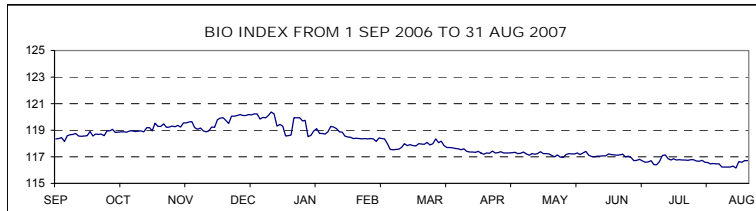
PIX - INVESTMENT FUNDS INDEX

Year	Max	Date	Min	Date	Close	Nominal return
1999	1,633.77	19 Oct 1999	965.15	29 Apr 1999	1,483.50	48.35%
2000	1,572.13	17 Jan 2000	1,097.07	25 May 2000	1,520.79	2.51%
2001	1,588.02	28 Dec 2001	1,328.44	23 May 2001	1,588.02	4.42%
2002	3,013.05	27 Nov 2002	1,551.00	3 Jan 2002	2,729.73	71.89%
2003	3,374.22	29 Dec 2003	2,558.26	12 Mar 2003	3,372.03	23.53%
2004	4,606.40	26 Nov 2004	3,367.18	5 Jan 2004	4,513.38	33.85%
2005	4,752.47	31 Jan 2005	3,893.96	22 Dec 2005	3,962.29	-12.21%
2006	5,099.52	22 Dec 2006	3,733.91	23 Mar 2006	5,084.12	28.31%
First half-year 2007	6,651.87	29 Jun 2007	5,054.97	3 Jan 2007	6,651.87	30.84%
Year 2007	Max	Date	Min	Date	Close	Nominal return
January	5,774.67	30 Jan 2007	5,054.97	3 Jan 2007	5,691.50	11.95%
February	5,787.29	19 Feb 2007	5,553.58	28 Feb 2007	5,553.58	-2.42%
March	5,670.39	30 Mar 2007	5,352.82	5 Mar 2007	5,670.39	2.10%
April	6,008.59	26 Apr 2007	5,697.22	10 Apr 2007	5,993.88	5.70%
May	6,333.87	21 May 2007	6,002.49	3 May 2007	6,324.04	5.51%
June	6,651.87	29 Jun 2007	6,346.48	1 Jun 2007	6,651.87	5.18%
July	6,909.14	31 Jul 2007	6,389.36	11 Jul 2007	6,909.14	3.87%
August	7,207.18	9 Aug 2007	6,910.70	17 Aug 2007	7,097.54	2.73%



BIO - STOCK EXCHANGE BOND INDEX

Year	Max	Date	Min	Date	Close	Nominal return
1995	113.52	14 Dec 1995	100.46	5 July 1995	111.68	n.a
1996	111.96	8 Jan 1996	106.61	28 June 1996	107.89	-3.39%
1997	110.97	8 Apr 1997	104.90	29 Jan 1997	107.31	-0.54%
1998	108.22	30 Dec 1998	101.68	25 May 1998	108.22	0.85%
1999	110.52	4 Feb 1999	104.53	16 Aug 1999	108.50	0.26%
2000	109.63	15 Dec 2000	103.96	9 June 2000	109.03	0.49%
2001	110.08	17 Sept 2001	107.81	21 Mar 2001	109.25	0.20%
2002	111.06	27 Dec 2002	107.17	12 Mar 2002	110.96	1.56%
2003	118.14	21 Nov 2003	110.20	24 Jan 2003	117.27	5.69%
2004	122.27	27 Dec 2004	116.28	14 Jan 2004	122.04	4.07%
2005	123.41	7 Oct 2005	120.63	20 Jan 2005	123.11	0.88%
2006	122.78	3 Jan 2006	117.58	7 Jul 2006	119.44	-2.98%
First half-year 2007	119.95	9 Jan 2007	116.95	30 May 2007	117.19	-1.88%
Year 2007	Max	Date	Min	Date	Close	Nominal return
January	119.95	9 Jan 2007	118.52	16 Jan 2007	118.87	-0.48%
February	118.85	1 Feb 2007	117.54	28 Feb 2007	117.54	-1.12%
March	118.36	21 Mar 2007	117.56	1 Mar 2007	117.63	0.08%
April	117.61	4 Apr 2007	117.20	17 Apr 2007	117.28	-0.30%
May	117.38	18 May 2007	116.95	30 May 2007	117.18	-0.09%
June	117.40	11 Jun 2007	117.00	14 Jun 2007	117.19	0.01%
July	117.14	20 Jul 2007	116.39	17 Jul 2007	116.76	-0.37%
August	116.79	3 Aug 2007	116.16	27 Aug 2007	116.70	-0.05%



A2) INDEX COMPOSITIONS

COMPOSITION OF SLOVENE STOCK EXCHANGE INDEX - SBI 20 ON 31 AUG 2007

Issuer	Trading code	Adjusted number of shares	Base value in EUR	Adjusted share	Sector	Market capitalisation (free float) of index on 31 Aug 2007	Sector share
KRKA	KRKG	606,109	162.48	15.00%	pharmaceuticals	722,863,777	12.30%
PETROL	PETG	954,981	120.41	15.00%	oil and gas	944,065,567	16.07%
TELEKOM SLOVENIJE	TLSG	1,455,865	292.70	15.00%	telecommunication	710,476,679	12.09%
MERCATOR	MELR	1,437,573	24.46	9.76%	trade	602,343,087	15.15%
LUKA KOPER	LKPG	4,138,622	12.50	7.52%	transport	450,489,006	13.13%
GORENJE	GRVG	7,943,079	10.23	6.97%	household appliances	385,795,347	6.57%
SAVA	SAVA	935,953	83.57	6.57%	industrial conglomerates	479,722,710	13.88%
PIVOVARNA LAŠKO	PILR	4,292,065	27.19	5.53%	food and beverages	427,532,595	8.52%
ISTRABENZ	ITBG	2,683,921	14.61	3.89%	industrial conglomerates	335,865,874	
INTEREUROPA	IEKG	4,747,177	21.69	3.77%	transport	222,452,714	
MERKUR	MER	512,488	94.79	3.38%	trade	217,909,898	
HELIOS, DOMŽALE	HDOG	88,811	795.68	3.22%	chemical products	135,035,349	2.30%
AERODROM LJUBLJANA	AELG	898,446	47.93	1.65%	transport	98,802,107	
LESNINA	MILG	30,487	1,751.61	1.57%	trade	69,699,379	
ŽITO	ZTOG	185,313	213.00	1.16%	food and beverages	73,133,775	
Market capitalisation of index						5,876,187,863	
Share of market capitalisation of shares in index							29.86%

COMPOSITION OF SLOVENE BLUE-CHIP INDEX - SBI TOP ON 31 AUG 2007

Issuer	Trading code	Adjusted number of shares	Base value in EUR	Adjusted share	Sector	Market capitalisation (free float) of index on 31 Aug 2007	Sector share
KRKA	KRKG	1,484,150	162.48	30.00%	pharmaceuticals	1,770,041,816	25.25%
PETROL	PETG	1,469,875	120.41	18.86%	oil and gas	1,453,074,329	20.73%
TELEKOM SLOVENIJE	TLSG	1,806,046	292.70	15.20%	telecommunication	881,368,508	12.58%
MERCATOR	MELR	1,437,573	24.46	7.97%	trade	602,343,087	8.59%
LUKA KOPER	LKPG	4,138,622	61.67	6.14%	transport	450,489,006	9.60%
GORENJE	GRVG	7,943,079	10.23	5.69%	household appliances	385,795,347	5.50%
SAVA	SAVA	935,953	238.29	5.36%	industrial conglomerates	479,722,710	11.64%
PIVOVARNA LAŠKO	PILR	4,292,065	27.19	4.51%	food and beverages	427,532,595	6.10%
ISTRABENZ	ITBG	2,683,921	49.22	3.18%	industrial conglomerates	335,865,874	
INTEREUROPA	IEKG	4,747,177	26.98	3.08%	transport	222,452,714	
Market capitalisation of index						7,008,685,983	
Share of market capitalisation of shares in index							35.62%

COMPOSITION OF INVESTMENT FUNDS INDEX - PIX ON 31 AUG 2007

Issuer	Trading code	Adjusted number of shares	Base value in EUR	Adjusted share	Market capitalisation of index on 31 Aug 2007
NFD 1 DELNIŠKI INVESTICIJSKI SKLAD	NF1N	19,663,233	0.153	15.00%	56,236,846
MAKSIMA ID	MAIR	2,996,444	7.27	15.00%	45,276,269
KD ID	KDIR	3,679,991	2.69	15.00%	58,879,856
INFOND ID	IFIR	3,343,748	7.39	15.00%	45,274,348
KRONA SENIOR ID	SNOG	4,249,795	7.00	15.00%	47,257,720
ZVON ENA ID	ZVIR	2,277,577	10.53	13.45%	49,856,161
INFOND ID 1	IFDR	4,956,471	5.14	11.55%	34,001,391
Market capitalisation of index					336,782,591
Share of market capitalisation (inv.funds) in index					33.69%

COMPOSITION OF STOCK EXCHANGE BOND INDEX - BIO ON 31 AUG 2007

Bonds	Trading code	Base value	Share
SLOVENSKA ODŠKODNINSKA DRUŽBA 2 nd ISSUE	SOS2E	104.03	50.00%
REPUBLIKA SLOVENIJA 39 th ISSUE	RS39	99.07	28.21%
REPUBLIKA SLOVENIJA 58 th ISSUE	RS58	99.50	11.08%
REPUBLIKA SLOVENIJA 61 st ISSUE	RS61	97.4	6.11%
REPUBLIKA SLOVENIJA 38 th ISSUE	RS38	118.39	4.59%

B) NUMBER OF ISSUERS, TRADED SECURITIES AND MEMBERS

	31 Aug 2006	31 Dec 2006	31 Jul 2007	31 Aug 2007
NUMBER OF ISSUERS	137	130	125	123
Official market	35	39	40	38
Prime market shares	7	8	9	8
Shares	19	20	19	18
Bonds	8	11	12	12
Mutual funds	1	2	2	2
Semi-official market	108	90	87	87
Shares	81	72	65	65
Bonds	20	12	11	11
Investment companies	8	7	7	7
Short term securities	1	1	1	1
	31 Aug 2006	31 Dec 2006	31 Jul 2007	31 Aug 2007
NUMBER OF SECURITIES	215	205	194	192
Official market	86	103	100	98
Prime market shares	7	8	9	8
Shares	19	20	19	18
Bonds	59	72	69	69
Mutual funds	1	3	3	3
Semi-official market	129	102	94	94
Shares	83	74	67	67
Bonds	38	21	20	20
Investment companies	8	7	7	7
Short term securities	12	10	6	6
	31 Aug 2006	31 Dec 2006	31 Jul 2007	31 Aug 2007
NUMBER OF MEMBERS	24	24	24	24

C) TURNOVER

C1) TURNOVER BY SECURITIES ON OFFICIAL MARKET IN AUGUST 2007

1. Shares

Issue	Total (block trades excluded) (in EUR)	Block trades (in EUR)	Cross trades (in EUR)	Share in total turnover (block trades excluded) on official market	Share in turnover (block trades excluded) of shares	Volume in pieces (block trades excluded)	Number of bargains (block trades excluded)
Total shares	212,921,282	68,354,347	16,794,001	97.91%	100.00%	1,229,467	18,972
Common shares	212,911,894	68,354,347	16,794,001	97.90%	100.00%	1,229,249	18,967
PRIME MARKET SHARES	179,231,572	61,507,117	13,822,135	82.42%	84.18%	924,418	14,039
1 KRKA	66,961,618	8,674,817	5,625,382	30.79%	31.45%	58,922	4,937
2 PETROL	30,016,695	37,896,933	2,657,439	13.80%	14.10%	31,360	1,307
3 TELEKOM SLOVENIJE	27,335,991	2,850,627	2,013,062	12.57%	12.84%	56,386	1,853
4 GORENJE	21,162,734	4,557,974	1,425,076	9.73%	9.94%	464,380	2,187
5 LUKA KOPER	16,017,383	4,584,125	1,192,008	7.37%	7.52%	148,763	1,831
6 MERCATOR	8,187,586	769,237	382,462	3.76%	3.85%	20,483	713
7 INTEREUROPA	6,526,458	1,537,628	216,491	3.00%	3.07%	136,807	759
8 MERKUR	3,023,107	635,776	310,215	1.39%	1.42%	7,317	452
9 DROGA KOLINSKA	0	0	0	0.00%	0.00%	0	0
SHARES	33,680,322	6,847,230	2,971,866	15.49%	15.82%	304,831	4,928
1 PIVOVARNA LAŠKO	10,817,128	2,388,980	1,286,025	4.97%	5.08%	110,815	1,255
2 AERODROM LJUBLJANA	7,586,337	0	780,147	3.49%	3.56%	76,253	1,119
3 SAVA	3,526,595	0	251,277	1.62%	1.66%	7,218	637
4 ŽITO	3,451,478	0	191,274	1.59%	1.62%	8,743	497
5 ISTRABENZ	3,361,555	0	189,475	1.55%	1.58%	27,069	880
6 ACH	3,336,282	0	31,944	1.53%	1.57%	52,872	251
7 TERME ČATEŽ	655,621	0	51,002	0.30%	0.31%	2,186	90
8 DELO PRODAJA	342,116	0	125,064	0.16%	0.16%	14,239	15
9 ETOL	275,848	0	27,364	0.13%	0.13%	1,460	65
10 SALUS, LJUBLJANA	203,620	4,458,250	27,862	0.09%	0.10%	232	39
11 ISKRA AVTOELEKTRIKA	94,536	0	7,765	0.04%	0.04%	1,665	40
12 KOMPAS MTS	15,904	0	59	0.01%	0.01%	559	22
13 COMET	5,812	0	724	0.00%	0.00%	485	8
14 MLINOTEST	4,962	0	1,884	0.00%	0.00%	901	7
15 GEODETSKI ZAVOD SLOVENIJE	2,280	0	0	0.00%	0.00%	114	2
16 NIKA	248	0	0	0.00%	0.00%	20	1
17 DELO	0	0	0	0.00%	0.00%	0	0
18 EMONA OBALA	0	0	0	0.00%	0.00%	0	0
Preferred shares	9,388	0	0	0.00%	0.00%	218	5
1 PROBANKA	9,388	0	0	0.00%	0.00%	218	5

2. Bonds

Issue	Total (block trades excluded) (in EUR)	Block trades (in EUR)	Cross trades (in EUR)	Share in total turnover (block trades excluded) on official market	Share in turnover (block trades excluded) of bonds	Volume in pieces (block trades excluded)	Number of bargains (block trades excluded)
Total bonds	1,420,643	409,806	444,902	0.65%	100.00%	131,752	233
1 REPUBLIKA SLOVENIJA 21 st ISSUE	639,459	0	13,796	0.29%	45.01%	22,024	15
2 REPUBLIKA SLOVENIJA 39 th ISSUE	167,695	0	40,549	0.08%	11.80%	101,172	134
3 REPUBLIKA SLOVENIJA 50 th ISSUE	157,600	0	157,600	0.07%	11.09%	1,600	2
4 REPUBLIKA SLOVENIJA 57 th ISSUE	89,054	0	89,054	0.04%	6.27%	2,115	3
5 REPUBLIKA SLOVENIJA 59 th ISSUE	86,950	0	83,567	0.04%	6.12%	2,098	7
6 REPUBLIKA SLOVENIJA 29 th ISSUE	73,068	0	5,185	0.03%	5.14%	718	11
7 POSLOVNI SISTEM MERCATOR	53,104	150,000	0	0.02%	3.74%	525	1
8 REPUBLIKA SLOVENIJA 38 th ISSUE	32,633	0	3,493	0.02%	2.30%	316	15
9 REPUBLIKA SLOVENIJA 32 nd ISSUE	32,175	0	1,545	0.01%	2.26%	318	6
10 NLB 10 th ISSUE	24,620	0	24,620	0.01%	1.73%	59	5
11 REPUBLIKA SLOVENIJA 54 th ISSUE	19,591	0	19,363	0.01%	1.38%	431	8
12 REPUBLIKA SLOVENIJA 26 th ISSUE	12,322	0	2,416	0.01%	0.87%	122	9
13 NLB 16 th ISSUE	9,089	0	0	0.00%	0.64%	22	1
14 REPUBLIKA SLOVENIJA 49 th ISSUE	8,360	0	0	0.00%	0.59%	22	1
15 REPUBLIKA SLOVENIJA 53 rd ISSUE	4,760	0	0	0.00%	0.34%	47	2
16 REPUBLIKA SLOVENIJA 56 th ISSUE	3,322	0	0	0.00%	0.23%	80	3
17 REPUBLIKA SLOVENIJA 48 th ISSUE	1,700	0	1,700	0.00%	0.12%	17	1
18 BANKA VIPA 7 th ISSUE	1,339	0	1,339	0.00%	0.09%	15	1
19 ABANKA VIPA 7 th ISSUE	1,320	0	0	0.00%	0.09%	13	1
20 REPUBLIKA SLOVENIJA 52 nd ISSUE	969	0	0	0.00%	0.07%	23	2
21 REPUBLIKA SLOVENIJA 18 th ISSUE	803	0	203	0.00%	0.06%	8	3
22 NLB 13 th ISSUE	472	0	472	0.00%	0.03%	1	1
23 REPUBLIKA SLOVENIJA 61 st ISSUE	238	0	0	0.00%	0.02%	6	1
24 NOVA KBM 5 th ISSUE	0	0	0	0.00%	0.00%	0	0
25 NLB 22 nd ISSUE	0	0	0	0.00%	0.00%	0	0
26 BANKA VIPA 5 th ISSUE	0	0	0	0.00%	0.00%	0	0
27 ABANKA VIPA 8 th ISSUE	0	0	0	0.00%	0.00%	0	0
28 BTC 1 st ISSUE	0	0	0	0.00%	0.00%	0	0
29 REPUBLIKA SLOVENIJA 59 th ISSUE	0	0	0	0.00%	0.00%	0	0
30 ABANKA VIPA 11 th ISSUE	0	0	0	0.00%	0.00%	0	0
31 NLB 12 th ISSUE	0	0	0	0.00%	0.00%	0	0
32 NLB 15 th ISSUE	0	0	0	0.00%	0.00%	0	0
33 NLB 14 th ISSUE	0	0	0	0.00%	0.00%	0	0
34 BANKA CELJE 6 th ISSUE A SERIES	0	0	0	0.00%	0.00%	0	0
35 NLB 21 st ISSUE	0	0	0	0.00%	0.00%	0	0
36 NLB 18 th ISSUE	0	0	0	0.00%	0.00%	0	0
37 HOTELI BERNARDIN	0	0	0	0.00%	0.00%	0	0
38 NOVA KBM 7 th ISSUE	0	0	0	0.00%	0.00%	0	0
39 PROBANKA 8 th ISSUE	0	0	0	0.00%	0.00%	0	0
40 REPUBLIKA SLOVENIJA 60 th ISSUE	0	0	0	0.00%	0.00%	0	0
41 STANOVANJSKI SKLAD RS 1 st ISSUE	0	0	0	0.00%	0.00%	0	0
42 REPUBLIKA SLOVENIJA 62 nd ISSUE	0	0	0	0.00%	0.00%	0	0
43 NOVA KBM 8 th ISSUE	0	0	0	0.00%	0.00%	0	0
44 PROBANKA 6 th ISSUE	0	0	0	0.00%	0.00%	0	0
45 ABANKA VIPA 13 th ISSUE	0	0	0	0.00%	0.00%	0	0
46 ABANKA VIPA 12 th ISSUE	0	0	0	0.00%	0.00%	0	0
47 BANKA CELJE 9 th ISSUE	0	0	0	0.00%	0.00%	0	0
48 POŠTNA BANKA SLOVENIJE 6 th ISSUE	0	0	0	0.00%	0.00%	0	0
49 BANKA CELJE 8 th ISSUE	0	0	0	0.00%	0.00%	0	0
50 STANOVANJSKI SKLAD RS 3 rd ISSUE	0	0	0	0.00%	0.00%	0	0
51 POŠTNA BANKA SLOVENIJE 5 th ISSUE	0	0	0	0.00%	0.00%	0	0
52 PROBANKA 7 th ISSUE	0	0	0	0.00%	0.00%	0	0
53 ABANKA VIPA 10 th ISSUE	0	0	0	0.00%	0.00%	0	0
54 REPUBLIKA SLOVENIJA 44 th ISSUE	0	0	0	0.00%	0.00%	0	0
55 PROBANKA 4 th ISSUE	0	0	0	0.00%	0.00%	0	0
56 NLB 17 th ISSUE	0	0	0	0.00%	0.00%	0	0
57 FACTOR BANKA 14 th ISSUE	0	0	0	0.00%	0.00%	0	0
58 POŠTNA BANKA SLOVENIJE 7 th ISSUE	0	0	0	0.00%	0.00%	0	0
59 REPUBLIKA SLOVENIJA 33 rd ISSUE	0	0	0	0.00%	0.00%	0	0
60 NLB 19 th ISSUE	0	0	0	0.00%	0.00%	0	0
61 ABANKA 6 th ISSUE	0	0	0	0.00%	0.00%	0	0
62 REPUBLIKA SLOVENIJA 23 rd ISSUE	0	0	0	0.00%	0.00%	0	0
63 STANOVANJSKI SKLAD RS 2 nd ISSUE	0	0	0	0.00%	0.00%	0	0
64 BANKA VIPA 6 th ISSUE	0	0	0	0.00%	0.00%	0	0
65 NLB 11 th ISSUE	0	259,806	0	0.00%	0.00%	0	0
66 BANKA CELJE 7 th ISSUE	0	0	0	0.00%	0.00%	0	0
67 FACTOR BANKA 15 th ISSUE	0	0	0	0.00%	0.00%	0	0
68 ABANKA VIPA 9 th ISSUE	0	0	0	0.00%	0.00%	0	0
69 NLB 20 th ISSUE	0	0	0	0.00%	0.00%	0	0
Total official market (shares and bonds)	214,341,925	68,764,153	17,238,903	98.56%	-	1,361,219	19,205

3. Mutual funds

Issue	Total (block trades excluded) (in EUR)	Block trades (in EUR)	Cross trades (in EUR)	Share in total turnover (block trades excluded) on official market	Share in turnover (block trades excluded) of mutual funds	Volume in pieces (block trades excluded)	Number of bargains (block trades excluded)
Total mutual funds	3,129,065	0	974,093	1.44%	100.00%	579,076	744
1 MP-BALKAN.SI	2,480,268	0	833,370	1.14%	79.27%	27,399	425
2 PROBANKA GLOBALNI NALOŽBENI SKLAD	463,532	0	23,338	0.21%	14.81%	525,735	276
3 MP-EUROSTOCK.SI	185,265	0	117,385	0.09%	5.92%	25,942	43
Total official market	217,470,990	68,764,153	18,212,996	100.00%	-	1,940,295	19,949

C2) TURNOVER BY SECURITIES ON SEMI-OFFICIAL MARKET IN AUGUST 2007

1. Shares (1)

Issue	Total (block trades excluded) (in EUR)	Block trades (in EUR)	Cross trades (in EUR)	Share in total turnover (block trades excluded) on semi-official market	Share in turnover (block trades excluded) of shares	Volume in pieces (block trades excluded)	Number of bargains (block trades excluded)
Total shares	8,567,788	8,165,040	940,508	39.17%	100.00%	595,257	4,472
Total common shares	8,473,425	8,165,040	922,488	38.74%	98.90%	593,636	4,388
1 NFD HOLDING	1,366,775	0	287,465	6.25%	15.95%	190,981	1,024
2 HELIOS, DOMŽALE	1,249,070	955,904	141,443	5.71%	14.58%	852	91
3 JUTEKS	1,069,434	1,836,343	17,663	4.89%	12.48%	7,235	90
4 LESNINA	904,071	0	16,280	4.13%	10.55%	428	77
5 KD HOLDING	831,850	633,457	141,631	3.80%	9.71%	6,365	320
6 ZVON DVA HOLDING	394,981	0	37,084	1.81%	4.61%	112,967	341
7 ZVON ENA HOLDING	394,186	394,000	42,269	1.80%	4.60%	26,217	249
8 INFOND HOLDING	292,659	0	9,464	1.34%	3.42%	37,435	274
9 PLAMA - PUR	240,300	0	0	1.10%	2.80%	10,450	8
10 ETRA 33	190,236	0	2,700	0.87%	2.22%	343	41
11 TRIGLAV NALOŽBE	162,715	0	8,016	0.74%	1.90%	73,270	302
12 CINKARNA CELJE	162,603	0	25,217	0.74%	1.90%	971	58
13 LIP BLEED	162,272	0	50,469	0.74%	1.89%	13,428	31
14 TOSAMA	113,286	0	11,401	0.52%	1.32%	1,460	55
15 BELINKA	87,468	0	1,617	0.40%	1.02%	2,724	28
16 SLOVENIJALES	73,218	0	5,723	0.33%	0.85%	591	19
17 MAKSIMA INVEST	55,982	0	1,273	0.26%	0.65%	10,007	150
18 KD GROUP	54,047	217,800	0	0.25%	0.63%	62	11
19 MARINA PORTOROŽ	50,305	0	8,265	0.23%	0.59%	570	17
20 MEDVEŠEK PUŠNIK	48,405	0	42,315	0.22%	0.56%	151	7
21 JADRAN	46,869	0	2,646	0.21%	0.55%	2,294	13
22 VIZIJA HOLDING	46,542	0	2,221	0.21%	0.54%	8,421	60
23 AKTIVA NALOŽBE	45,407	0	8,842	0.21%	0.53%	9,238	100
24 MAKSIMA HOLDING	41,515	0	1,265	0.19%	0.48%	7,983	169
25 ZLATA MONETA II	35,124	0	4,239	0.16%	0.41%	11,271	78
26 GORENJSKI TISK	34,099	0	12,665	0.16%	0.40%	2,225	9
27 HRAM HOLDING	32,117	0	1,720	0.15%	0.37%	10,047	70
28 VIZIJA HOLDING ENA	32,022	0	1,392	0.15%	0.37%	5,997	53
29 VIPA HOLDING	29,600	0	8,951	0.14%	0.35%	5,904	79
30 JAVOR PIVKA	29,274	0	1,848	0.13%	0.34%	4,460	23
31 MODRA LINIJA HOLDING	27,083	0	1,588	0.12%	0.32%	3,794	86
32 ALPOS	19,877	0	6,360	0.09%	0.23%	392	18
33 CENTER NALOŽBE	19,507	0	468	0.09%	0.23%	4,775	214
34 CETIS	17,373	0	575	0.08%	0.20%	151	10
35 DZS	17,161	3,532,357	8,454	0.08%	0.20%	634	5
36 MELAMIN	16,013	0	70	0.07%	0.19%	451	7
37 ALPETOUR POTOVALNA AGENCIJA	12,735	0	5,106	0.06%	0.15%	553	9
38 MERCATA	11,251	0	1,594	0.05%	0.13%	2,325	48
39 TRDNJAVA HOLDING	9,412	0	0	0.04%	0.11%	5,096	26
40 KOŠAKI TMI	6,489	0	0	0.03%	0.08%	103	2
41 GRAND HOTEL UNION	5,794	0	796	0.03%	0.07%	405	9
42 M1	5,756	0	139	0.03%	0.07%	1,996	25
43 LIZ INŽENIRING	5,520	0	0	0.03%	0.06%	846	6
44 KRONA HOLDING	4,711	0	60	0.02%	0.05%	1,647	18
45 ZDRAVILIŠČE ROGAŠKA	3,235	0	19	0.01%	0.04%	2,289	7
46 ŽELEZARNA RAVNE - MONTER DRAVOGRAD	3,007	0	0	0.01%	0.04%	175	5
47 TEKSTINA	2,496	0	88	0.01%	0.03%	1,590	8
48 INLES	2,399	595,179	887	0.01%	0.03%	560	11
49 TOVARNA SLADKORJA ORMŌZ	2,206	0	0	0.01%	0.03%	65	3
50 VELANA	1,653	0	0	0.01%	0.02%	504	13

1. Shares (2)

	Issue	Total (block trades excluded) (in EUR)	Block trades (in EUR)	Cross trades (in EUR)	Share in total turnover (block trades excluded) on semi-official market	Share in turnover (block trades excluded) of shares	Volume in pieces (block trades excluded)	Number of bargains (block trades excluded)
51	GORIŠKE OPEKARNE	1,416	0	0	0.01%	0.02%	177	1
52	GEA	853	0	200	0.00%	0.01%	213	3
53	TRDNJAVA I HOLDING	679	0	0	0.00%	0.01%	451	4
54	ELMO	288	0	0	0.00%	0.00%	93	1
55	SWATY	55	0	0	0.00%	0.00%	1	1
56	TERME DOBRNA	24	0	0	0.00%	0.00%	3	1
57	JELEN GOSTINSKO PODJETJE	0	0	0	0.00%	0.00%	0	0
58	FOND INVEST	0	0	0	0.00%	0.00%	0	0
59	NAMA	0	0	0	0.00%	0.00%	0	0
60	HIDROTEHNIK	0	0	0	0.00%	0.00%	0	0
61	INTERTRADE ITA	0	0	0	0.00%	0.00%	0	0
62	MKT PRINT	0	0	0	0.00%	0.00%	0	0
63	MIP	0	0	0	0.00%	0.00%	0	0
64	NIKO	0	0	0	0.00%	0.00%	0	0
	Preferred shares	94,363	0	18,020	0.43%	1.10%	1,621	84
1	KD HOLDING	68,659	0	0	0.31%	0.80%	1,135	74
2	PRVA POKOJNINSKA DRUŽBA	25,560	0	18,000	0.12%	0.30%	450	7
3	ZDRAVILIŠČE ROGAŠKA	144	0	20	0.00%	0.00%	36	3

2. Bonds

Issue	Total (block trades excluded) (in EUR)	Block trades (in EUR)	Cross trades (in EUR)	Share in total turnover (block trades excluded) on semi-official market	Share in turnover (block trades excluded) of bonds	Volume in pieces (block trades excluded)	Number of bargains (block trades excluded)
Total bonds	2,421,087	1,695,692	244,249	11.07%	100.00%	51,121	244
1 SLOVENSKA ODŠKODNINSKA DRUŽBA 2 nd ISSUE	2,418,007	1,695,692	244,249	11.05%	99.87%	51,091	242
2 CIMOS 1 st ISSUE	3,080	0	0	0.01%	0.13%	30	2
3 DEOS 1 st ISSUE	0	0	0	0.00%	0.00%	0	0
4 FACTOR BANKA 11 th ISSUE	0	0	0	0.00%	0.00%	0	0
5 DARS 2 nd ISSUE	0	0	0	0.00%	0.00%	0	0
6 KD HOLDING 1 st ISSUE	0	0	0	0.00%	0.00%	0	0
7 DARS 3 rd ISSUE	0	0	0	0.00%	0.00%	0	0
8 FACTOR BANKA 12 th ISSUE	0	0	0	0.00%	0.00%	0	0
9 KD HOLDING 2 nd ISSUE	0	0	0	0.00%	0.00%	0	0
10 FACTOR BANKA 13 th ISSUE	0	0	0	0.00%	0.00%	0	0
11 SIP STROJNA INDUSTRIJA 1 st ISSUE B SERIES	0	0	0	0.00%	0.00%	0	0
12 ZAVAROVALNICA TRIGLAV 1 st ISSUE	0	0	0	0.00%	0.00%	0	0
13 BANKA ZASAVJE 3 rd ISSUE	0	0	0	0.00%	0.00%	0	0
14 POTEZA NALOŽBE	0	0	0	0.00%	0.00%	0	0
15 DARS	0	0	0	0.00%	0.00%	0	0
16 FMR	0	0	0	0.00%	0.00%	0	0
17 FACTOR BANKA 8 th ISSUE	0	0	0	0.00%	0.00%	0	0
18 FACTOR BANKA 9 th ISSUE	0	0	0	0.00%	0.00%	0	0
19 FACTOR BANKA 10 th ISSUE	0	0	0	0.00%	0.00%	0	0
20 FACTOR BANKA 6 th ISSUE	0	0	0	0.00%	0.00%	0	0
Total semi-official market (shares and bonds)	10,988,875	9,860,732	1,184,757	50.23%	-	646,378	4,716

3. Investment companies

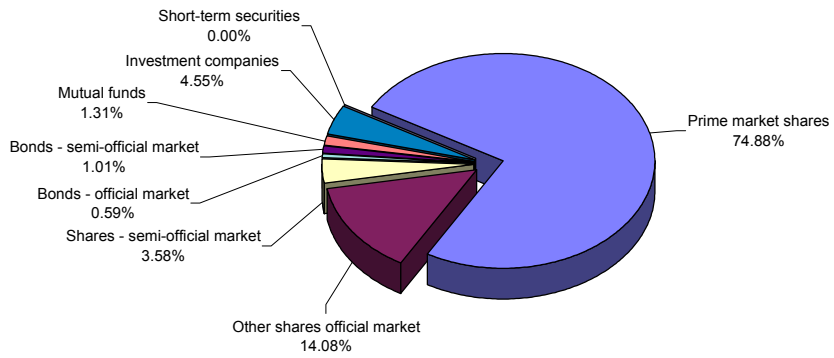
Issue	Total (block trades excluded) (in EUR)	Block trades (in EUR)	Cross trades (in EUR)	Share in total turnover (block trades excluded) on semi-official market	Share in turnover (block trades excluded) of investment companies	Volume in pieces (block trades excluded)	Number of bargains (block trades excluded)
Total investment companies	10,886,466	318,810	686,346	49.77%	100.00%	1,860,161	2,858
1 NFD 1 DELNIŠKI INVESTICIJSKI SKLAD	4,000,193	318,810	183,629	18.29%	36.74%	1,405,260	782
2 MAKSIMA ID	3,675,525	0	204,937	16.80%	33.76%	226,165	542
3 KD ID	1,699,285	0	87,105	7.77%	15.61%	112,591	491
4 INFOND ID	628,507	0	123,414	2.87%	5.77%	46,991	366
5 ZVON ENA ID	422,662	0	20,541	1.93%	3.88%	19,433	331
6 KRONA SENIOR ID	314,651	0	56,736	1.44%	2.89%	28,670	112
7 INFOND ID 1	145,643	0	9,984	0.67%	1.34%	21,051	234
Short-term securities	0	0	0	0.00%	-	0	0
Total semi-official market	21,875,341	10,179,542	1,871,103	100.00%	-	2,506,539	7,574
Total turnover on BTS system	239,346,331	78,943,695	20,084,099	-	-	4,446,834	27,523

C3) TURNOVER BY SECURITIES ON MARKET MAKER TRADING SEGMENT* IN AUGUST 2007

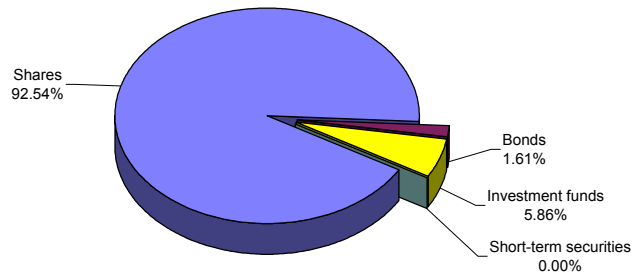
Issue	Total (in EUR)	Share in turnover on market maker segment of individual type of securities	Share in turnover on market maker segment	Volume in pieces	Number of bargains
Total bonds	3,102,188	100.00%	88.04%	73,800	5
1 REPUBLIKA SLOVENIJA 57 th ISSUE	2,530,090	81.56%	71.80%	60,000	2
2 REPUBLIKA SLOVENIJA 58 th ISSUE	572,098	18.44%	16.24%	13,800	3
3 REPUBLIKA SLOVENIJA 52 nd ISSUE	0	0.00%	0.00%	0	0
4 REPUBLIKA SLOVENIJA 54 th ISSUE	0	0.00%	0.00%	0	0
5 REPUBLIKA SLOVENIJA 56 th ISSUE	0	0.00%	0.00%	0	0
6 REPUBLIKA SLOVENIJA 59 th ISSUE	0	0.00%	0.00%	0	0
7 REPUBLIKA SLOVENIJA 60 th ISSUE	0	0.00%	0.00%	0	0
8 REPUBLIKA SLOVENIJA 61 st ISSUE	0	0.00%	0.00%	0	0
9 REPUBLIKA SLOVENIJA 62 nd ISSUE	0	0.00%	0.00%	0	0
Total treasury bills	421,533	100.00%	11.96%	3,300	3
1 THREE-MONTH TREASURY BILLS 108 th ISSUE	297,937	70.68%	8.46%	300	2
2 TWELVE-MONTH TREASURY BILLS 40 th ISSUE	123,596	29.32%	3.51%	3,000	1
3 TWELVE-MONTH TREASURY BILLS 39 th ISSUE	0	0.00%	0.00%	0	0
4 SIX-MONTH TREASURY BILLS 46 th ISSUE	0	0.00%	0.00%	0	0
5 SIX-MONTH TREASURY BILLS 47 th ISSUE	0	0.00%	0.00%	0	0
6 THREE-MONTH TREASURY BILLS 107 th ISSUE	0	0.00%	0.00%	0	0
Total market maker trading segment*	3,523,721	-	100.00%	77,100	8

*special segment for trading in securities by Republic of Slovenia.

Structure of turnover by securities in August 2007



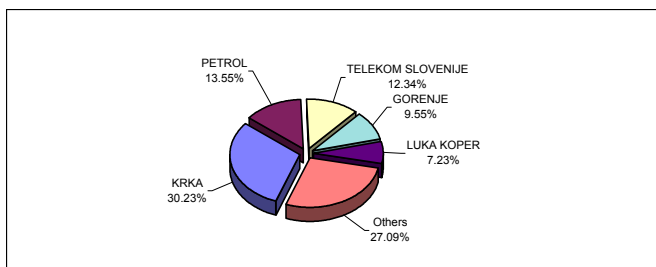
Structure of turnover by securities - all markets - August 2007



C4) MOST TRADED SECURITIES IN AUGUST 2007

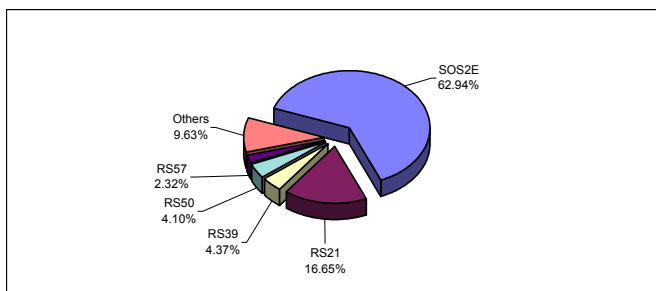
MOST TRADED SHARES

Issuer	Turnover (in 000 EUR) - order book trades only	Market capitalisation as of 31 Aug 2007 (in EURm)	Number of bargains - order book trades only
KRKA	66,962	4,225	4,937
PETROL	30,017	2,062	1,307
TELEKOM SLOVENIJE	27,336	3,189	1,853
GORENJE	21,163	593	2,187
LUKA KOPER	16,017	777	1,831
Others	59,995	8,960	11,329
Total	221,489	19,806	23,444



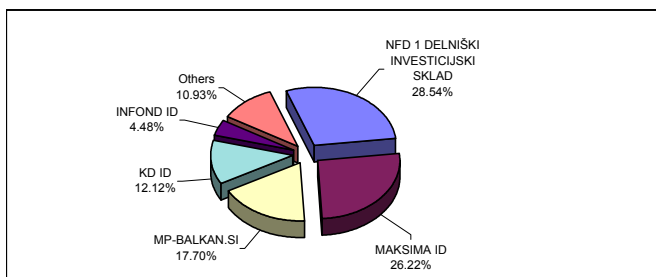
MOST TRADED BONDS

Issuer	Turnover (in 000 EUR) - order book trades only	Market capitalisation as of 31 Aug 2007 (in EURm)	Number of bargains - order book trades only
SLOVENSKA ODŠKODNINSKA DRUŽBA 2 nd ISSUE	2,418	643	242
REPUBLIKA SLOVENIJA 21 st ISSUE	639	32	15
REPUBLIKA SLOVENIJA 39 th ISSUE	168	41	134
REPUBLIKA SLOVENIJA 50 th ISSUE	158	56	2
REPUBLIKA SLOVENIJA 57 th ISSUE	89	279	3
Others	370	4,848	81
Total	3,842	5,900	477



MOST TRADED INVESTMENT FUNDS

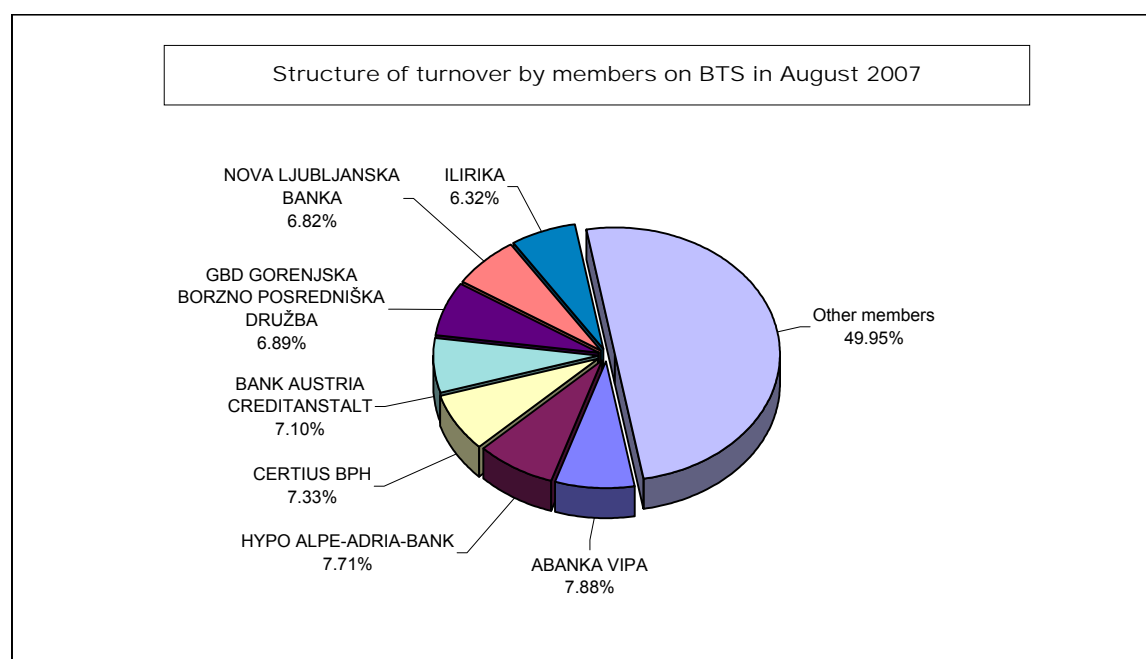
INVESTMENT FUNDS	Turnover (in 000 EUR) - order book trades only	Market capitalisation as of 31 Aug 2007 (in EURm)	Number of bargains - order book trades only
NFD 1 DELNIŠKI INVESTICIJSKI SKLAD	4,000	459	782
MAKSIMA ID	3,676	118	542
MP-BALKAN.SI	2,480	47	425
KD ID	1,699	147	491
INFOND ID	629	110	366
Others	1,532	291	996
Total	14,016	1,172	3,602



C5) TURNOVER BY LJSE MEMBERS

TURNOVER BY MEMBERS ON BTS IN AUGUST 2007

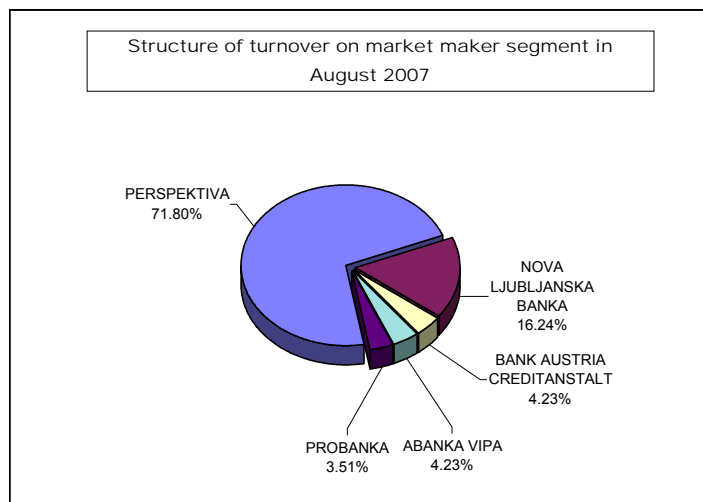
Member	Official market (in EUR)	Semi-official market (in EUR)	Total (in EUR)	Share in turnover
1 ABANKA VIPA	31,689,281	6,043,300	37,732,581	7.88%
2 HYPO ALPE-ADRIA-BANK	34,420,004	2,474,508	36,894,512	7.71%
3 CERTIUS BPH	32,771,268	2,320,256	35,091,524	7.33%
4 BANK AUSTRIA CREDITANSTALT	33,657,764	319,963	33,977,727	7.10%
5 GBD GORENJSKA BORZNO POSREDNIŠKA DRUŽBA	27,538,554	5,425,984	32,964,538	6.89%
6 NOVA LJUBLJANSKA BANKA	29,676,764	2,974,633	32,651,397	6.82%
7 ILIRIKA	26,946,159	3,311,692	30,257,851	6.32%
8 ARGONOS BPH	25,588,818	2,433,283	28,022,101	5.85%
9 KD BPD	26,311,921	1,552,005	27,863,926	5.82%
10 SKB BANKA	25,000,952	591,684	25,592,636	5.35%
11 PERSPEKTIVA BPD	23,146,211	2,066,006	25,212,217	5.27%
12 MP BPH	22,427,311	2,233,337	24,660,648	5.15%
13 POTEZA	19,060,247	3,555,898	22,616,145	4.72%
14 RAIFFEISEN KREKOVA BANKA	13,188,436	228,789	13,417,225	2.80%
15 NOVA KBM	11,706,985	904,479	12,611,464	2.63%
16 PROBANKA	10,022,926	855,269	10,878,195	2.27%
17 FACTOR BANKA	9,036,708	1,800,146	10,836,854	2.26%
18 PUBLIKUM	9,860,741	557,747	10,418,488	2.18%
19 DEŽELNA BANKA SLOVENIJE	7,363,856	1,731,460	9,095,316	1.90%
20 PFCI	6,671,343	880,979	7,552,322	1.58%
21 BANK KOPER	3,641,990	195,200	3,837,190	0.80%
22 MOJA DELNICA BPH	3,177,394	461,878	3,639,272	0.76%
23 VERITAS BH	1,810,694	745,799	2,556,493	0.53%
24 GORENJSKA BANKA KRANJ	225,645	86,382	312,027	0.07%
TOTAL	434,941,972	43,750,677	478,692,649	100.00%



TURNOVER ON MARKET MAKERS SEGMENT* IN
AUGUST 2007

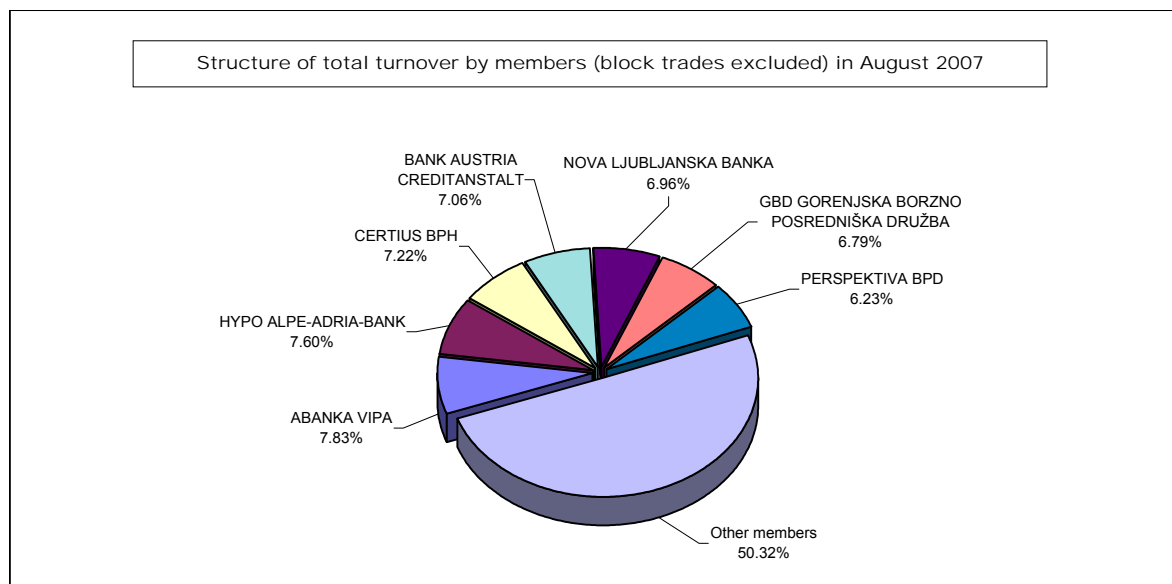
	Market maker	Turnover on market maker segment	Share in turnover
1	PERSPEKTIVA	5,060,180	71.80%
2	NOVA LJUBLJANSKA BANKA	1,144,197	16.24%
3	BANK AUSTRIA CREDITANSTALT	297,966	4.23%
4	ABANKA VIPA	297,908	4.23%
5	PROBANKA	247,191	3.51%
	TOTAL	7,047,442	100.00%

*special segment for trading in securities issued by Republic of Slovenia.



TOTAL TURNOVER BY MEMBERS (BLOCK TRADES EXCLUDED)
IN AUGUST 2007

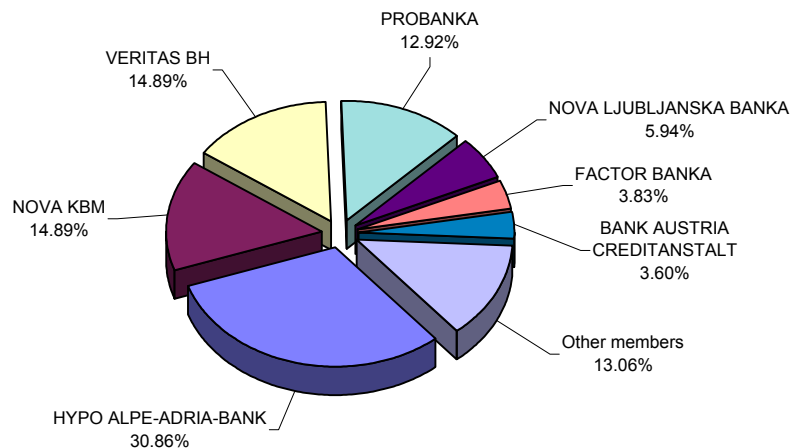
Member	Turnover with equity securities via BTS	Turnover with debt securities via BTS	Turnover with debt securities on market maker segment	Total (in EUR)	Share in total turnover
1 ABANKA VIPA	37,384,939	347,641	297,908	38,030,488	7.83%
2 HYPO ALPE-ADRIA-BANK	36,799,479	95,033		36,894,512	7.60%
3 CERTIUS BPH	34,574,884	516,640		35,091,524	7.22%
4 BANK AUSTRIA CREDITANSTALT	33,659,002	318,725	297,966	34,275,693	7.06%
5 NOVA LJUBLJANSKA BANKA	30,656,431	1,994,966	1,144,197	33,795,594	6.96%
6 GBD GORENJSKA BORZNO POSREDNIŠKA DRUŽBA	31,915,697	1,048,841		32,964,538	6.79%
7 PERSPEKTIVA BPD	25,042,682	169,535	5,060,180	30,272,397	6.23%
8 ILIRIKA	29,770,735	487,115		30,257,850	6.23%
9 ARGONOS BPH	27,333,592	688,511		28,022,103	5.77%
10 KD BPD	27,669,518	194,407		27,863,925	5.74%
11 SKB BANKA	25,221,391	371,245		25,592,636	5.27%
12 MP BPH	21,137,075	3,523,572		24,660,647	5.08%
13 POTEZA	21,066,108	1,550,036		22,616,144	4.66%
14 RAIFFEISEN KREKOVA BANKA	13,349,683	67,543		13,417,226	2.76%
15 NOVA KBM	11,964,560	646,904		12,611,464	2.60%
16 PROBANKA	10,488,119	390,077	247,191	11,125,387	2.29%
17 FACTOR BANKA	10,250,382	586,473		10,836,855	2.23%
18 PUBLIKUM	10,362,687	55,800		10,418,487	2.14%
19 DEŽELNA BANKA SLOVENIJE	9,061,847	33,469		9,095,316	1.87%
20 PFCI	7,422,736	129,586		7,552,322	1.55%
21 BANK KOPER	3,781,469	55,720		3,837,189	0.79%
22 MOJA DELNICA BPH	3,630,940	8,333		3,639,273	0.75%
23 VERITAS BH	1,900,150	656,344		2,556,494	0.53%
24 GORENJSKA BANKA KRANJ	306,959	5,068		312,027	0.06%
TOTAL	464,751,065	13,941,584	7,047,442	485,740,091	100.00%



TURNOVER BY MEMBERS WITH BLOCK TRADES IN AUGUST 2007

	Member	Official market (in EUR)	Semi-official market (in EUR)	Total (in EUR)	Share in turnover
1	HYPO ALPE-ADRIA-BANK	37,659,473	11,070,055	48,729,528	30.86%
2	NOVA KBM	23,511,200		23,511,200	14.89%
3	VERITAS BH	23,511,200		23,511,200	14.89%
4	PROBANKA	19,216,569	1,190,358	20,406,927	12.92%
5	NOVA LJUBLJANSKA BANKA	7,159,960	2,211,378	9,371,338	5.94%
6	FACTOR BANKA	3,550,125	2,495,911	6,046,036	3.83%
7	BANK AUSTRIA CREDITANSTALT	3,992,329	1,695,692	5,688,021	3.60%
8	POTEZA	4,458,250		4,458,250	2.82%
9	GBD GORENJSKA BORZNO POSREDNIŠKA DRUŽBA	3,918,040		3,918,040	2.48%
10	BANK KOPER	3,015,000		3,015,000	1.91%
11	MP BPH	2,649,948		2,649,948	1.68%
12	RAIFFEISEN KREKOVA BANKA	464,400	1,695,692	2,160,092	1.37%
13	PUBLIKUM	1,342,200		1,342,200	0.85%
14	DEŽELNA BANKA SLOVENIJE	1,205,000		1,205,000	0.76%
15	PERSPEKTIVA BPD	980,000		980,000	0.62%
16	SKB BANKA	519,612		519,612	0.33%
17	KD BPD	375,000		375,000	0.24%
	TOTAL	137,528,306	20,359,086	157,887,392	100.00%

Structure of turnover by members with block trades in August 2007



C6) TURNOVER IN YEARS 2006 AND 2007

MONTHLY TURNOVER ON OFFICIAL AND SEMI-OFFICIAL MARKET

Year	Number of trading days	Turnover - block trades excluded (in EUR)		average	Number of bargains - block trades excluded	
		per year	average per day	per bargain	per year	average per day
Year 2006						
August	22	86,051,714	3,911,442	5,174	16,630	756
September	21	89,454,843	4,259,754	5,116	17,487	833
October	21	117,848,170	5,611,818	6,334	18,606	886
November	21	85,857,249	4,088,440	5,203	16,502	786
December	17	103,636,534	6,096,267	5,087	20,371	1,198
TOTAL	247	996,477,198			228,941	
Average 2006	21	83,039,767	4,034,321	4,353	19,078	927
Year 2007						
January	21	182,087,339	8,670,826	7,491	24,307	1,157
February	19	131,292,486	6,910,131	6,290	20,874	1,099
March	22	169,026,770	7,683,035	8,220	20,563	935
April	18	152,325,686	8,462,538	7,416	20,541	1,141
May	21	152,064,310	7,241,158	6,917	21,985	1,047
June	20	182,500,592	9,125,030	8,814	20,706	1,035
July	22	250,231,975	11,374,181	9,147	27,357	1,244
August	22	239,346,331	10,879,379	8,696	27,523	1,251
TOTAL	165	1,458,875,489			183,856	
Average 2007	21	182,359,436	8,793,285	7,874	22,982	1,114

TURNOVER BY SECURITIES ON ALL MARKETS OF LJUBLJANA STOCK EXCHANGE IN YEARS 1998 - 2007

Total turnover and number of bargains

Year	Number of trading days	Turnover - block trades excluded (in EUR)		average	Number of bargains - block trades excluded	
		per year	average per day	per bargain	per year	average per day
2007	165	1,458,875,489	8,841,670	7,935	183,856	1,114
2006	247	996,477,198	4,034,321	4,353	228,941	927
2005	250	579,204,722	2,316,819	2,263	255,908	1,024
2004	255	837,861,029	3,285,730	2,382	351,760	1,379
2003	249	700,844,661	2,814,637	2,058	340,582	1,368
2002	247	1,156,611,591	4,682,638	2,563	451,250	1,827
2001	247	707,615,828	2,864,841	2,221	318,645	1,290
2000	249	1,174,224,149	4,715,760	2,971	395,284	1,587
1999	254	1,397,785,135	5,503,091	3,134	445,966	1,756
1998	252	2,259,292,124	8,965,445	9,531	237,049	941

MONTHLY TURNOVER ON MARKET MAKER SEGMENT*

Year 2006	Number of	Turnover (in EUR)		average	Number of bargains	
Month	trading days	per month	average per day	per bargain	per month	average per day
August	22	110,511,915	5,023,269	1,072,931	103	5
September	21	85,815,796	4,086,466	1,320,243	65	3
October	21	68,437,479	3,258,928	937,500	73	3
November	21	66,707,548	3,176,550	1,010,720	66	3
December	17	36,736,164	2,160,951	720,317	51	3
TOTAL	247	1,765,706,487			1,264	
Average 2006	21	147,142,207	7,148,609	1,396,920	105	5
Year 2007						
January	21	17,424,028	829,716	757,566	23	1
February	19	70,213,338	3,695,439	1,080,205	65	3
March	22	41,235,832	1,874,356	1,330,188	31	1
April	18	18,257,649	1,014,314	793,811	23	1
May	21	5,984,402	284,972	498,700	12	1
June	20	109,354,132	5,467,707	2,667,174	41	2
July	22	39,615,922	1,800,724	2,200,885	18	1
August	22	3,523,721	160,169	440,465	8	0
TOTAL	165	305,609,024			221	
Average 2007	21	38,201,128	1,890,924	1,221,124	28	1

*special segment for trading in securities issued by Republic of Slovenia.

MONTHLY TURNOVER WITH BLOCK TRADES

Year 2006	Number of	Turnover (in EUR)		average	Number of bargains	
Month	trading days	per month	average per day	per bargain	per month	average per day
August	22	50,532,836	2,296,947	574,237	88	4
September	21	61,280,630	2,918,125	600,790	102	5
October	21	75,892,145	3,613,912	592,907	128	6
November	21	52,633,555	2,506,360	469,942	112	5
December	17	68,465,677	4,027,393	575,342	119	7
TOTAL	247	813,987,562			1,274	
Average 2006	21	67,832,297	3,295,496	638,923	106	5
Year 2007						
January	21	116,670,319	5,555,729	777,802	150	7
February	19	129,659,619	6,824,190	1,394,189	93	5
March	22	61,615,234	2,800,692	648,581	95	4
April	18	55,383,558	3,076,864	576,912	96	5
May	21	117,550,925	5,597,663	1,187,383	99	5
June	20	127,132,156	6,356,608	1,050,679	121	6
July	22	250,988,177	11,408,554	2,240,966	112	5
August	22	78,943,695	3,588,350	631,550	125	6
TOTAL	165	937,943,683			891	
Average 2007	21	117,242,960	5,651,081	1,063,508	111	5

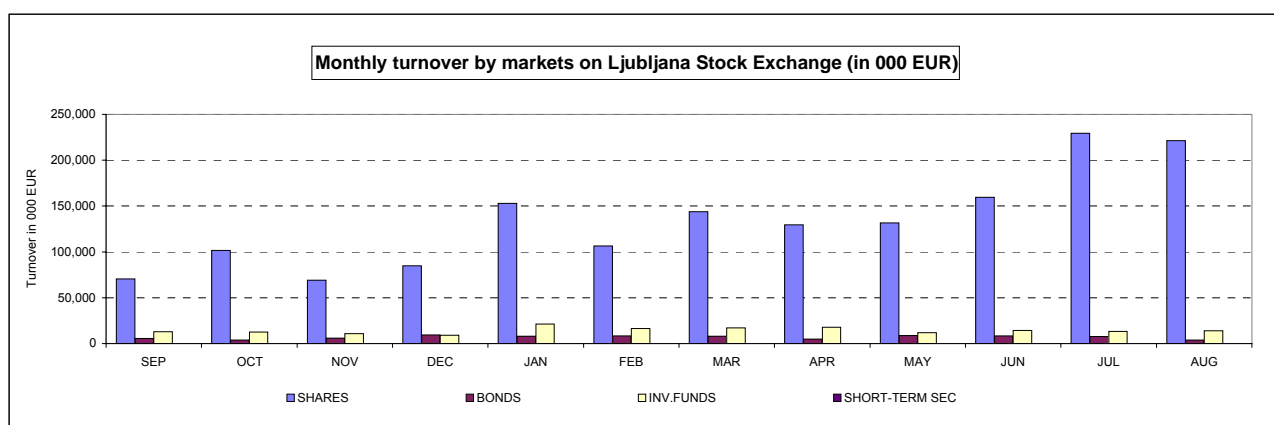
STRUCTURE OF TURNOVER

MONTHLY TURNOVER (BLOCK AND TUVL TRADES EXCLUDED) BY MARKETS ON LJUBLJANA STOCK EXCHANGE (in EUR)

YEAR 2006	OFFICIAL MARKET			SEMI-OFFICIAL MARKET			INVESTMENT COMPANIES	SHORT-TERM SECURITIES	TOTAL	INDEX t/(t-1)
	SHARES	BONDS	MUTUAL FUNDS	SHARES	BONDS					
August	60,223,528	1,050,717	12,171	9,037,747	3,662,241		12,065,310	0	86,051,714	125
September	63,126,225	1,115,959	22,539	7,489,699	4,643,784		13,056,637	0	89,454,843	104
October	95,078,783	1,149,060	152,345	6,424,605	2,787,387		12,255,990	0	117,848,170	132
November	62,386,599	1,940,607	420,224	6,652,746	4,152,462		10,279,887	24,724	85,857,249	73
December	78,814,431	3,897,618	2,203,287	6,169,905	5,657,181		6,894,112	0	103,636,534	121
Total 2006	722,722,220	23,467,967	2,819,219	78,496,322	57,537,135		111,409,611	24,724	996,477,198	
YEAR 2007										
January	144,604,991	1,959,442	5,541,576	8,317,737	6,038,547		15,625,046	0	182,087,339	176
February	100,156,524	4,143,992	7,075,783	6,480,767	4,063,859		9,371,561	0	131,292,486	72
March	137,432,672	3,285,913	6,509,916	6,345,130	4,752,532		10,696,441	4,166	169,026,770	129
April	120,828,324	2,648,036	10,634,731	8,758,994	2,390,031		7,065,570	0	152,325,686	90
May	121,441,215	4,304,620	3,398,693	10,122,020	4,342,255		8,455,507	0	152,064,310	100
June	144,274,146	3,514,539	7,664,297	15,284,574	4,994,919		6,753,235	14,882	182,500,592	120
July	213,620,598	3,221,831	2,277,794	15,793,615	4,362,893		10,955,244	0	250,231,975	137
August	212,921,282	1,420,643	3,129,065	8,567,788	2,421,087		10,886,466	0	239,346,331	96
Total 2007	1,195,279,752	24,499,016	46,231,855	79,670,625	33,366,123		79,809,070	19,048	1,458,875,489	

MONTHLY TURNOVER (BLOCK AND TUVL TRADES EXCLUDED) BY SECURITIES ON LJUBLJANA STOCK EXCHANGE (in EUR)

YEAR 2006	SHARES	BONDS	INVESTMENT FUNDS	SHORT-TERM SECURITIES	TOTAL	INDEX t/(t-1)
August	69,261,275	4,712,958	12,077,481	0	86,051,714	125
September	70,615,924	5,759,743	13,079,176	0	89,454,843	104
October	101,503,388	3,936,447	12,408,335	0	117,848,170	132
November	69,039,345	6,093,069	10,700,111	24,724	85,857,249	73
December	84,984,336	9,554,799	9,097,399	0	103,636,534	121
Total 2006	801,218,542	81,005,102	114,228,830	24,724	996,477,198	
YEAR 2007						
January	152,922,728	7,997,989	21,166,622	0	182,087,339	176
February	106,637,291	8,207,851	16,447,344	0	131,292,486	72
March	143,777,802	8,038,445	17,206,357	4,166	169,026,770	129
April	129,587,318	5,038,067	17,700,301	0	152,325,686	90
May	131,563,235	8,646,875	11,854,200	0	152,064,310	100
June	159,558,720	8,509,458	14,417,532	14,882	182,500,592	120
July	229,414,213	7,584,724	13,233,038	0	250,231,975	137
August	221,489,070	3,841,730	14,015,531	0	239,346,331	96
Total 2007	1,274,950,377	57,865,139	126,040,925	19,048	1,458,875,489	



D) MARKET CAPITALISATION

MARKET CAPITALISATION - OFFICIAL MARKET (in EUR)

	31 Jul 2006	31 Dec 2006	31 Jul 2007	31 Aug 2007	Index 31 Aug 2007 / 30 Jul 2007	Index 31 Aug 2007 / 31 Dec 2006	Index 31 Aug 2007 / 31 Aug 2006	Share
SHARES	6,407,044,096	9,795,931,723	16,142,373,199	16,967,973,045	105	173	265	77.06%
PRIME MARKET SHARES	4,680,921,333	5,999,369,426	12,632,852,504	13,352,706,022	106	223	285	60.64%
OTHER SHARES	1,726,122,762	3,796,562,297	3,509,520,695	3,615,267,022	103	95	209	16.42%
Banks	10,666,544	11,572,562	17,830,575	17,473,964	98	151	164	0.10%
Companies	6,396,377,552	9,784,359,161	16,124,542,624	16,950,499,081	105	173	265	99.90%
BONDS	5,188,275,503	5,618,997,132	4,884,331,649	4,879,212,320	100	87	94	22.16%
State	4,506,250,969	4,728,650,204	4,005,979,194	4,002,152,801	100	85	89	82.02%
Banks	673,592,070	843,487,927	835,526,590	835,457,744	100	99	124	17.12%
Companies	8,432,465	46,859,001	42,825,865	41,601,775	97	89	493	0.85%
MUTUAL FUNDS	4,649,232	113,429,952	172,444,901	172,872,970	100	152	3,718	0.79%
TOTAL	11,599,968,832	15,528,358,807	21,199,149,749	22,020,058,335	104	142	190	100.00%

MARKET CAPITALISATION - SEMI-OFFICIAL MARKET (in EUR)

	31 Jul 2006	31 Dec 2006	31 Jul 2007	31 Aug 2007	Index 31 Aug 2007 / 30 Jul 2007	Index 31 Aug 2007 / 31 Dec 2006	Index 31 Aug 2007 / 31 Aug 2006	Share
SHARES	1,685,101,137	1,717,147,870	2,569,237,524	2,838,224,846	110	165	168	58.41%
Companies	1,685,101,137	1,717,147,870	2,569,237,524	2,838,224,846	110	165	168	100.00%
BONDS	1,265,818,177	1,012,584,689	1,015,014,255	1,021,165,368	101	101	81	21.02%
State	620,500,413	621,929,917	636,887,715	643,420,828	101	103	104	63.01%
Banks	277,365,907	64,253,504	57,182,526	57,182,526	100	89	21	5.60%
Companies	335,341,856	293,796,004	288,334,014	287,952,014	100	98	86	28.20%
Insurance companies	32,610,000	32,605,264	32,610,000	32,610,000	100	100	100	3.19%
INVESTMENT COMPANIES	684,445,634	693,421,040	963,108,871	999,524,935	104	144	146	20.57%
TOTAL *	3,635,364,947	3,423,153,599	4,547,360,650	4,858,915,149	107	142	134	100.00%

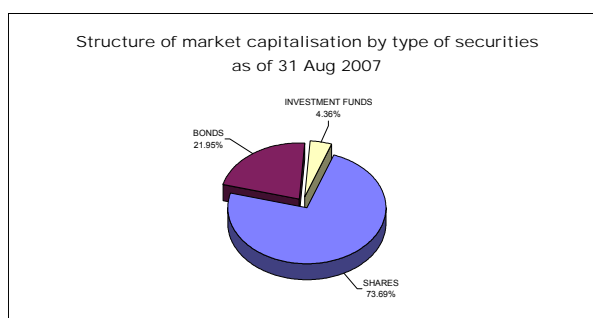
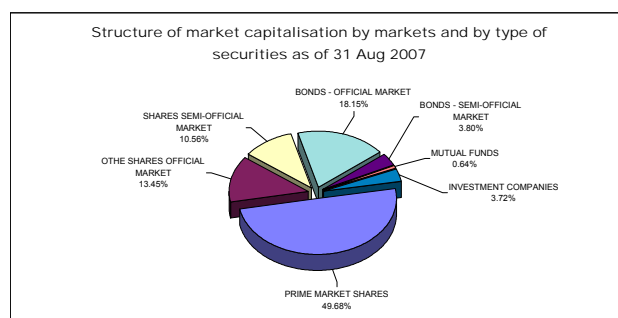
TOTAL SHARES	8,092,145,233	11,513,079,593	18,711,610,724	19,806,197,891	106	172	245	-
---------------------	----------------------	-----------------------	-----------------------	-----------------------	------------	------------	------------	----------

TOTAL BONDS	6,454,093,680	6,631,581,821	5,899,345,904	5,900,377,688	100	89	91	-
--------------------	----------------------	----------------------	----------------------	----------------------	------------	-----------	-----------	----------

INVESTMENT FUNDS	689,094,866	806,850,991	1,135,553,772	1,172,397,905	103	145	170	-
-------------------------	--------------------	--------------------	----------------------	----------------------	------------	------------	------------	----------

On 31 August 2007, the total market capitalisation of all shares traded, without investment funds, on the Ljubljana Stock Exchange corresponded to 66.6 % of GDP in 2005 - EUR 29,741 million (at current prices; as reported by the Statistical Office of the Republic of Slovenia).

1EUR=1,2851 USD as of 31 Aug 2006 | 1EUR=1,3170 USD as of 31 Dec 2006 | 1EUR=1,3707 USD as of 31 Jul 2007 | 1EUR=1,3705 USD as of 31 Aug 2007



D1) MARKET CAPITALISATION OF SHARES - OFFICIAL MARKET

Issue	Number of shares traded	Number of issued shares	Share of traded shares	Price as of 31 Aug 2007	Market capitalisation as of 31 Aug 2007 (in EUR)	Market capitalisation as of 31 Aug 2007 (in USD)
Common shares	-	-	-	-	16,950,499,081	23,230,658,991
PRIME MARKET SHARES					13,352,706,022	18,299,883,603
1 KRKA	3,542,612	3,542,612	100.00%	1,192.63 EUR	4,225,025,350	5,790,397,242
2 TELEKOM SLOVENIJE	6,535,478	6,535,478	100.00%	488.01 EUR	3,189,378,619	4,371,043,397
3 PETROL	2,086,301	2,086,301	100.00%	988.57 EUR	2,062,454,580	2,826,594,001
4 MERCATOR	3,765,361	3,765,361	100.00%	419.00 EUR	1,577,686,259	2,162,219,018
5 LUKA KOPER	7,140,000	7,140,000	100.00%	108.85 EUR	777,189,000	1,065,137,525
6 GORENJE	12,200,000	12,200,000	100.00%	48.57 EUR	592,554,000	812,095,257
7 MERKUR	1,312,585	1,312,585	100.00%	425.20 EUR	558,111,142	764,891,320
8 INTEREUROPA	7,902,413	7,902,413	100.00%	46.86 EUR	370,307,073	507,505,844
OTHER SHARES					3,597,793,059	4,930,775,387
1 SAVA	2,006,987	2,006,987	100.00%	512.55 EUR	1,028,681,187	1,409,807,567
2 PIVOVARNA LAŠKO	8,578,391	8,578,391	100.00%	99.61 EUR	854,493,528	1,171,083,379
3 ISTRABENZ	5,180,000	5,180,000	100.00%	125.14 EUR	648,225,200	888,392,637
4 AERODROM LJUBLJANA	1,936,229	1,936,229	100.00%	109.97 EUR	212,927,103	291,816,595
5 TERME ČATEŽ	597,916	597,916	100.00%	305.00 EUR	182,364,380	249,930,383
6 ACH	2,886,877	2,886,877	100.00%	63.00 EUR	181,873,251	249,257,290
7 ŽITO	355,792	355,792	100.00%	394.65 EUR	140,413,313	192,436,445
8 SALUS, LJUBLJANA	134,980	134,980	100.00%	896.56 EUR	121,017,669	165,854,715
9 ISKRA AVTOELEKTRIKA	1,608,313	1,608,313	100.00%	58.00 EUR	93,282,154	127,843,192
10 ETOL	254,619	254,619	100.00%	191.27 EUR	48,700,976	66,744,688
11 COMET	1,700,688	1,700,688	100.00%	11.50 EUR	19,557,912	26,804,118
12 KOMPAS MTS	594,601	594,601	100.00%	28.50 EUR	16,946,129	23,224,669
13 DELO PRODAJA	593,549	593,549	100.00%	24.12 EUR	14,316,402	19,620,629
14 MLINOTEST	2,389,177	2,389,177	100.00%	5.51 EUR	13,164,365	18,041,763
15 EMONA OBALA	1,741,456	1,741,456	100.00%	6.82 EUR	11,876,730	16,277,058
16 GEODETSKI ZAVOD SLOVENIJE	379,820	379,820	100.00%	20.00 EUR	7,596,400	10,410,866
17 NIKA	189,876	189,876	100.00%	12.41 EUR	2,356,361	3,229,393
Preferred shares	-	-	-	-	17,473,964	23,948,067
1 PROBANKA	396,235	400,000	99.06%	44.10 EUR	17,473,964	23,948,067
TOTAL SHARES	-	-	-	-	16,967,973,045	23,254,607,058

EXCHANGE RATES	1 EUR	1.3705 USD as of 31 Aug 2007
----------------	-------	------------------------------

MARKET CAPITALISATION OF SHARES - SEMI-OFFICIAL MARKET

Issue	Number of shares traded	Number of issued shares	Share of traded shares	Price as of 31 Aug 2007	Market capitalisation as of 31 Aug 2007 (in EUR)	Market capitalisation as of 31 Aug 2007 (in USD)
Common shares	-	-	-	-	2,810,570,357	3,851,886,675
1 KD HOLDING	2,675,640	2,675,640	100.00%	129.71 EUR	347,057,264	475,641,981
2 HELIOS, DOMŽALE	219,861	219,861	100.00%	1,520.48 EUR	334,294,253	458,150,274
3 NFD HOLDING	33,159,997	33,159,997	100.00%	8.47 EUR	280,865,175	384,925,722
4 ZVON ENA HOLDING	12,431,743	12,431,743	100.00%	15.13 EUR	188,092,272	257,780,458
5 LESNINA	76,495	76,495	100.00%	2,286.20 EUR	174,882,869	239,676,972
6 KD GROUP	186,436	186,436	100.00%	900.00 EUR	167,792,400	229,959,484
7 INFOND HOLDING	16,833,414	16,833,414	100.00%	8.40 EUR	141,400,678	193,789,629
8 CINKARNA CELJE	814,626	814,626	100.00%	166.86 EUR	135,928,494	186,290,002
9 JUTEKS	641,432	641,432	100.00%	155.90 EUR	99,999,249	137,048,970
10 BELINKA	2,552,270	2,552,270	100.00%	33.04 EUR	84,327,001	115,570,155
11 AKTIVA NALOŽBE	13,591,508	13,591,508	100.00%	4.86 EUR	66,054,729	90,528,006
12 ZVON DVA HOLDING	14,120,934	14,120,934	100.00%	3.44 EUR	48,576,013	66,573,426
13 MAKSIMA INVEST	7,451,949	7,451,949	100.00%	6.01 EUR	44,786,213	61,379,506
14 DZS	1,494,233	1,494,233	100.00%	28.02 EUR	41,868,409	57,380,654
15 VIPA HOLDING	7,347,565	7,347,565	100.00%	5.04 EUR	37,031,728	50,751,983
16 SLOVENIJALES	273,377	273,604	99.92%	130.00 EUR	35,539,010	48,706,213
17 MAKSIMA HOLDING	6,399,850	6,399,850	100.00%	5.50 EUR	35,199,175	48,240,469
18 TRIGLAV NALOŽBE	13,182,366	13,182,366	100.00%	2.40 EUR	31,637,678	43,359,438
19 MEDVEŠEK PUŠNIK	80,000	80,000	100.00%	390.00 EUR	31,200,000	42,759,600
20 GRAND HOTEL UNION	1,814,613	1,814,613	100.00%	15.99 EUR	29,015,862	39,765,965
21 MARINA PORTOROŽ	313,932	313,932	100.00%	84.10 EUR	26,401,681	36,183,504
22 ZLATA MONETA II	8,232,861	8,232,861	100.00%	3.15 EUR	25,933,512	35,541,878
23 NAMA	953,795	953,795	100.00%	26.00 EUR	24,798,670	33,986,577
24 ETRA 33	45,423	45,423	100.00%	539.71 EUR	24,515,247	33,598,146
25 LIP BLED	1,942,454	1,942,454	100.00%	12.10 EUR	23,503,693	32,211,812
26 CETIS	200,000	200,000	100.00%	115.20 EUR	23,040,000	31,576,320
27 TOSAMA	295,670	295,670	100.00%	75.00 EUR	22,175,250	30,391,180
28 CENTER NALOŽBE	3,777,004	3,777,004	100.00%	5.11 EUR	19,300,490	26,451,322
29 MODRA LINIJA HOLDING	2,192,411	2,192,411	100.00%	8.50 EUR	18,635,494	25,539,944
30 TOVARNA SLADKORJA ORMOŽ	497,163	497,163	100.00%	33.90 EUR	16,853,826	23,098,168
31 SWATY	288,940	288,940	100.00%	55.00 EUR	15,891,700	21,779,575
32 PLAMA - PUR	686,798	686,798	100.00%	22.50 EUR	15,452,955	21,178,275
33 MERCATA	2,891,874	2,891,874	100.00%	5.21 EUR	15,066,664	20,648,862
34 GORENJSKI TISK	963,349	963,349	100.00%	15.21 EUR	14,652,538	20,081,304
35 HRAM HOLDING	4,346,667	4,346,667	100.00%	3.21 EUR	13,952,801	19,122,314
36 MELAMIN	349,913	349,913	100.00%	35.00 EUR	12,246,955	16,784,452
37 VIZIJA HOLDING	2,277,503	2,277,503	100.00%	5.16 EUR	11,751,915	16,106,000
38 VIZIJA HOLDING ENA	2,129,725	2,129,725	100.00%	5.10 EUR	10,861,598	14,885,819
39 NIKO	35,875	35,875	100.00%	300.00 EUR	10,762,500	14,750,006
40 M1	2,681,638	2,681,638	100.00%	4.00 EUR	10,726,552	14,700,740
41 ALPETOUR POTOVALNA AGENCIJA	374,340	385,831	97.02%	26.10 EUR	9,770,274	13,390,161
42 MIP	1,478,742	1,478,742	100.00%	6.01 EUR	8,887,239	12,179,962
43 JAVOR PIVKA	1,194,700	1,194,700	100.00%	7.00 EUR	8,362,900	11,461,354
44 ALPOS	144,913	144,913	100.00%	50.60 EUR	7,332,598	10,049,325
45 ŽELEZARNA RAVNE - MONTER DRAVOGRAD	336,225	336,225	100.00%	19.00 EUR	6,388,275	8,755,131
46 TRDNJAVA HOLDING	2,593,123	2,593,123	100.00%	2.19 EUR	5,678,939	7,782,986
47 TERME DOBRNA	692,542	692,542	100.00%	8.00 EUR	5,540,336	7,593,030
48 GEA	1,254,960	1,254,960	100.00%	4.01 EUR	5,032,390	6,896,890
49 VELANA	1,409,645	1,409,645	100.00%	3.50 EUR	4,933,758	6,761,715
50 GORIŠKE OPEKARNE	523,634	523,634	100.00%	8.00 EUR	4,189,072	5,741,123
51 FOND INVEST	595,241	595,241	100.00%	7.00 EUR	4,166,687	5,710,445
52 JADRAN	165,302	165,302	100.00%	23.00 EUR	3,801,946	5,210,567

Issue	Number of shares traded	Number of issued shares	Share of traded shares	Price as of 31 Aug 2007	Market capitalisation as of 31 Aug 2007 (in EUR)	Market capitalisation as of 31 Aug 2007 (in USD)
53 KRONA HOLDING	1,287,121	1,287,121	100.00%	2.60 EUR	3,346,515	4,586,398
54 HIDROTEHNIK	384,472	384,472	100.00%	8.50 EUR	3,268,012	4,478,810
55 INLES	712,410	712,410	100.00%	4.20 EUR	2,992,122	4,100,703
56 INTERTRADE ITA	69,531	69,531	100.00%	40.49 EUR	2,815,310	3,858,383
57 KOŠAKI TMI	43,236	43,236	100.00%	63.00 EUR	2,723,868	3,733,061
58 ELMO	708,000	708,000	100.00%	3.10 EUR	2,194,800	3,007,973
59 TEKSTINA	1,127,293	1,127,293	100.00%	1.80 EUR	2,029,127	2,780,919
60 MKT PRINT	103,954	103,954	100.00%	13.49 EUR	1,402,339	1,921,906
61 TRDNJAVA I HOLDING	891,750	891,750	100.00%	1.50 EUR	1,337,625	1,833,215
62 ZDRAVILIŠČE ROGAŠKA	901,581	961,898	93.73%	1.41 EUR	1,271,229	1,742,220
63 LIZ INŽENIRING	123,846	123,846	100.00%	6.51 EUR	806,237	1,104,948
64 JELEN GOSTINSKO PODJETJE	67,798	67,798	100.00%	3.34 EUR	226,445	310,343
Preferred shares	-	-	-	-	27,654,489	37,900,477
1 KD HOLDING	266,413	266,413	100.00%	65.10 EUR	17,343,486	23,769,248
2 PRVA POKOJNINSKA DRUŽBA	170,000	170,000	100.00%	60.00 EUR	10,200,000	13,979,100
3 ZDRAVILIŠČE ROGAŠKA	28,102	30,000	93.67%	3.95 EUR	111,003	152,129
TOTAL SHARES					2,838,224,846	3,889,787,152

EXCHANGE RATES 1 EUR= 1.3705 USD as of 31 Aug 2007

D2) MARKET CAPITALISATION OF BONDS - OFFICIAL MARKET

Issue	Number of issued bonds	Price as of 31 Aug 2007	Principal amt. as of 31 Aug 2007	Currency of denomination	Market capitalisation as of 31 Aug 2007 (in EUR)	Market capitalisation as of 31 Aug 2007 (in USD)
1 REPUBLIKA SLOVENIJA 59 th ISSUE	25,553,128	97.95	41.73	EUR	1,044,472,225	1,431,449,184
2 REPUBLIKA SLOVENIJA 60 th ISSUE	8,833,535	98.00	41.73	EUR	361,250,947	495,094,423
3 REPUBLIKA SLOVENIJA 58 th ISSUE	8,612,290	98.80	41.73	EUR	355,078,171	486,634,634
4 REPUBLIKA SLOVENIJA 62 nd ISSUE	9,358,736	90.40	41.73	EUR	353,048,208	483,852,569
5 REPUBLIKA SLOVENIJA 61 st ISSUE	7,880,699	95.00	41.73	EUR	312,418,491	428,169,542
6 REPUBLIKA SLOVENIJA 57 th ISSUE	6,629,324	100.90	41.73	EUR	279,131,466	382,549,674
7 REPUBLIKA SLOVENIJA 56 th ISSUE	4,841,198	99.50	41.73	EUR	201,013,077	275,488,421
8 REPUBLIKA SLOVENIJA 33 rd ISSUE	248,716	140.00	511.29	EUR	178,032,405	243,993,411
9 REPUBLIKA SLOVENIJA 52 nd ISSUE	3,506,357	101.00	41.73	EUR	147,783,480	202,537,260
10 REPUBLIKA SLOVENIJA 54 th ISSUE	3,000,000	109.00	41.73	EUR	136,457,100	187,014,456
11 REPUBLIKA SLOVENIJA 38 th ISSUE	820,216	105.16	100.00	EUR	86,253,915	118,210,990
12 REPUBLIKA SLOVENIJA 53 rd ISSUE	821,939	102.00	100.00	EUR	83,837,778	114,899,675
13 NLB 18 th ISSUE	150,000	100.00	417.29	EUR	62,593,500	85,784,392
14 REPUBLIKA SLOVENIJA 46 th ISSUE	600,000	100.00	100.00	EUR	60,000,000	82,230,000
15 REPUBLIKA SLOVENIJA 29 th ISSUE	550,000	102.50	100.00	EUR	56,375,000	77,261,938
16 REPUBLIKA SLOVENIJA 50 th ISSUE	571,596	98.50	100.00	EUR	56,302,206	77,162,173
17 NLB 15 th ISSUE	131,126	102.20	417.29	EUR	55,921,355	76,640,217
18 NLB 13 th ISSUE	117,335	113.00	417.29	EUR	55,327,876	75,826,854
19 REPUBLIKA SLOVENIJA 26 th ISSUE	500,000	100.52	100.00	EUR	50,260,000	68,881,330
20 REPUBLIKA SLOVENIJA 18 th ISSUE	500,000	100.03	100.00	EUR	50,015,000	68,545,558
21 NLB 10 th ISSUE	108,243	100.00	417.29	EUR	45,168,721	61,903,733
22 REPUBLIKA SLOVENIJA 23 rd ISSUE	400,000	105.50	100.00	EUR	42,200,000	57,835,100
23 NLB 17 th ISSUE	101,694	99.30	417.29	EUR	42,138,838	57,751,278
24 REPUBLIKA SLOVENIJA 39 th ISSUE	24,894,473	99.39	1.67	EUR	41,320,170	56,629,293
25 NLB 19 th ISSUE	100,000	96.70	417.29	EUR	40,351,943	55,302,338
26 POSLOVNI SISTEM MERCATOR	365,400	101.15	100.00	EUR	36,960,210	50,653,968
27 NLB 12 th ISSUE	80,000	103.00	417.29	EUR	34,384,696	47,124,226
28 NLB 16 th ISSUE	77,557	99.00	417.29	EUR	32,040,123	43,910,988
29 REPUBLIKA SLOVENIJA 21 st ISSUE	1,095,835	96.20	30.25	EUR	31,889,346	43,704,349
30 NLB 22 nd ISSUE	298,940	100.00	100.00	EUR	29,894,000	40,969,727
31 REPUBLIKA SLOVENIJA 49 th ISSUE	77,979	100.00	380.00	EUR	29,632,020	40,610,683
32 NOVA KBM 8 th ISSUE	70,000	100.70	417.29	EUR	29,414,772	40,312,945
33 NLB 21 st ISSUE	69,500		417.29	EUR	29,001,655	39,746,768
34 NOVA KBM 7 th ISSUE	70,000	98.22	417.29	EUR	28,690,357	39,320,134
35 NLB 11 th ISSUE	26,326	100.90	1,000.00	EUR	26,562,934	36,404,501
36 NOVA KBM 5 th ISSUE	60,000	103.10	417.29	EUR	25,813,559	35,377,483
37 REPUBLIKA SLOVENIJA 32 nd ISSUE	238,655	102.51	100.00	EUR	24,464,524	33,528,630
38 NLB 20 th ISSUE	57,100		417.29	EUR	23,827,259	32,655,258
39 ABANKA VIPA 10 th ISSUE	21,000	104.00	1,000.00	EUR	21,840,000	29,931,720
40 BANKA CELJE 9 th ISSUE	50,000	100.90	417.29	EUR	21,052,281	28,852,150
41 ABANKA VIPA 11 th ISSUE	500,000	98.70	41.73	EUR	20,593,755	28,223,741
42 ABANKA VIPA 12 th ISSUE	500,000	96.00	41.73	EUR	20,030,400	27,451,663
43 ABANKA VIPA 7 th ISSUE	173,000	101.50	100.00	EUR	17,559,500	24,065,295
44 POŠTNA BANKA SLOVENIJE 7 th ISSUE	40,000	104.00	417.29	EUR	17,359,264	23,790,871
45 NLB 14 th ISSUE	17,000	100.00	1,000.00	EUR	17,000,000	23,298,500
46 REPUBLIKA SLOVENIJA 44 th ISSUE	296,493	110.90	41.73	EUR	13,721,272	18,805,003
47 ABANKA 6 th ISSUE	135,000	101.60	100.00	EUR	13,716,000	18,797,778
48 BANKA CELJE 8 th ISSUE	125,000	100.50	100.00	EUR	12,562,500	17,216,906
49 PROBANKA 7 th ISSUE	120,000	102.00	100.00	EUR	12,240,000	16,774,920
50 FACTOR BANKA 14 th ISSUE	1,216	98.00	10,000.00	EUR	11,916,800	16,331,974
51 ABANKA VIPA 9 th ISSUE	100,000	104.70	100.00	EUR	10,470,000	14,349,135
52 BANKA CELJE 7 th ISSUE	100,000	104.00	100.00	EUR	10,400,000	14,253,200
53 POŠTNA BANKA SLOVENIJE 5 th ISSUE	10,000	102.00	1,000.00	EUR	10,200,000	13,979,100
54 ABANKA VIPA 8 th ISSUE	100,000	101.80	100.00	EUR	10,180,000	13,951,690
55 BANKA CELJE 6 th ISSUE A SERIES	100,000	100.40	100.00	EUR	10,040,000	13,759,820
56 PROBANKA 8 th ISSUE	92,000	100.00	100.00	EUR	9,200,000	12,608,600
57 FACTOR BANKA 15 th ISSUE	9,000	100.00	1,000.00	EUR	9,000,000	12,334,500
58 PROBANKA 6 th ISSUE	65,000	101.75	100.00	EUR	6,613,750	9,064,144
59 ABANKA VIPA 13 th ISSUE	50,970		100.00	EUR	5,097,000	6,985,439
60 POŠTNA BANKA SLOVENIJE 6 th ISSUE	10,000	104.20	417.29	EUR	4,348,162	5,959,156
61 STANOVANJSKI SKLAD RS 3 rd ISSUE	20,000	103.00	200.98	EUR	4,165,774	5,709,193
62 HOTELI BERNARDIN	20,000	104.50	160.59	EUR	3,356,331	4,599,852
63 STANOVANJSKI SKLAD RS 2 nd ISSUE	20,000	99.33	93.38	EUR	1,872,681	2,566,509
64 BTC 1 st ISSUE	340,000	103.00	3.67	EUR	1,285,234	1,761,413
65 STANOVANJSKI SKLAD RS 1 st ISSUE	70,965	101.00	16.15	EUR	1,157,546	1,586,416
66 PROBANKA 4 th ISSUE	50,000	100.30	22.21	EUR	1,113,832	1,526,506
67 BANKA VIPA 7 th ISSUE	10,000	101.99	87.50	EUR	892,413	1,223,051
68 BANKA VIPA 6 th ISSUE	10,000	103.60	62.50	EUR	647,500	887,399
69 BANKA VIPA 5 th ISSUE	10,000	101.20	25.00	EUR	253,000	346,737
TOTAL					4,879,212,320	6,686,960,484

EXCHANGE RATES 1 EUR= 1.3705 USD as of 31 Aug 2007

MARKET CAPITALISATION OF BONDS - SEMI-OFFICIAL MARKET

	Issue	Number of issued bonds	Price as of 31 Aug 2007	Principal amt. as of 31 Aug 2007	Currency of denomination	Market capitalisation as of 31 Aug 2007 (in EUR)	Market capitalisation as of 31 Aug 2007 (in USD)
1	SLOVENSKA ODŠKODNINSKA DRUŽBA 2 nd ISSUE	13,583,554	103.31	45.85	EUR	643,420,828	881,808,245
2	DARS 2 nd ISSUE	148,000		417.29	EUR	61,758,920	84,640,600
3	DARS	134,300	109.00	417.29	EUR	61,085,831	83,718,132
4	DARS 3 rd ISSUE	102,000	102.00	417.29	EUR	43,414,852	59,500,054
5	KD HOLDING 1 st ISSUE	400,000	102.50	100.00	EUR	41,000,000	56,190,500
6	KD HOLDING 2 nd ISSUE	400,000	97.00	100.00	EUR	38,800,000	53,175,400
7	ZAVAROVALNICA TRIGLAV 1 st ISSUE	30,000	108.70	1,000.00	EUR	32,610,000	44,692,005
8	CIMOS 1 st ISSUE	200,000	107.99	100.00	EUR	21,598,000	29,600,059
9	FACTOR BANKA 11 th ISSUE	13,000	103.70	1,000.00	EUR	13,481,000	18,475,711
10	FACTOR BANKA 12 th ISSUE	2,500,000	99.00	4.17	EUR	10,320,750	14,144,588
11	POTEZA NALOŽBE	100,000	100.60	83.85	EUR	8,435,008	11,560,179
12	FACTOR BANKA 13 th ISSUE	1,757,900	97.00	4.17	EUR	7,110,530	9,744,981
13	FACTOR BANKA 8 th ISSUE	6,300	100.00	1,000.00	EUR	6,300,000	8,634,150
14	DEOS 1 st ISSUE	58,259	100.02	100.00	EUR	5,827,065	7,985,993
15	FACTOR BANKA 9 th ISSUE	5,927	97.80	1,000.00	EUR	5,796,606	7,944,249
16	FMR	50,000	103.00	100.00	EUR	5,150,000	7,058,075
17	BANKA ZASAVJE 3 rd ISSUE	5,000	100.53	1,000.00	EUR	5,026,500	6,888,818
18	FACTOR BANKA 10 th ISSUE	1,184	100.20	4,172.93	EUR	4,950,631	6,784,839
19	FACTOR BANKA 6 th ISSUE	10,000	100.00	419.65	EUR	4,196,510	5,751,317
20	SIP STROJNA INDUSTRIJA 1 st ISSUE B SERIES	17,250		51.15	EUR	882,338	1,209,244
	TOTAL					1,021,165,368	1,399,507,137

EXCHANGE RATES	1 EUR=	1.3705	USD as of 31 Aug 2007
-----------------------	--------	--------	-----------------------

D3) MARKET CAPITALISATION OF INVESTMENT FUNDS

MARKET CAPITALISATION OF MUTUAL FUNDS

	Mutual fund	Number of coupons traded	Price as of 31 Aug 2007	Market capitalisation as of 31 Aug 2007 (in EUR)	Market capitalisation as of 31 Aug 2007 (in USD)
1	PROBANKA GLOBALNI NALOŽBENI SKLAD	131,078,600	0.880 EUR	115,349,168	158,086,035
2	MP-BALKAN.SI	518,082	89.93 EUR	46,591,114	63,853,122
3	MP-EUROSTOCK.SI	1,541,987	7.1 EUR	10,932,688	14,983,249
	TOTAL			172,872,970	236,922,406

EXCHANGE RATES 1 USD= 1.3705 USD as of 31 Aug 2007

MARKET CAPITALISATION OF INVESTMENT COMPANIES

	Investment company	Number of shares traded	Price as of 31 Aug 2007	Market capitalisation as of 31 Aug 2007 (in EUR)	Market capitalisation as of 31 Aug 2007 (in USD)
1	NFD 1 DELNIŠKI INVESTICIJSKI SKLAD	160,580,300	2.86 EUR	459,259,658	629,415,361
2	KD ID	9,181,542	16.00 EUR	146,904,672	201,332,853
3	MAKSIMA ID	7,811,823	15.11 EUR	118,036,646	161,769,223
4	INFOND ID	8,132,314	13.54 EUR	110,111,532	150,907,854
5	KRONA SENIOR ID	7,316,086	11.12 EUR	81,354,876	111,496,858
6	ZVON ENA ID	2,277,577	21.89 EUR	49,856,161	68,327,868
7	INFOND ID 1	4,956,471	6.86 EUR	34,001,391	46,598,906
	TOTAL			999,524,935	1,369,848,923

EXCHANGE RATES 1 EUR= 1.3705 USD as of 31 Aug 2007

E) OTHER

E1) INDICATORS AS OF 31 AUGUST 2007

ISSUE	Price as of 31 Aug 2007	Total net profit (loss) in 000 SIT in 2006	Earning per share as of 31 Dec 2006	P / E ⁽¹⁾	Dividend for year 2006	Dividend yield	Book value as of 31 Dec 2006	P / B ⁽¹⁾	Turnover ratio ⁽²⁾
PRIME MARKET SHARES									
Gorenje	48.57 EUR	22,358 EUR	1.99 EUR	24.44	0.420 EUR	0.86%	20.56 EUR	2.36	21.82%
Intereuropa	46.86 EUR	6,387 EUR	0.808 EUR	57.98	0.83 EUR	1.77%	22.51 EUR	2.08	20.69%
Krka	1,192.63 EUR	111,682 EUR	33.04 EUR	36.09	8.00 EUR	0.67%	160.80 EUR	7.42	13.72%
Luka Koper ⁽⁴⁾	108.85 EUR	19,926 EUR	1.42 EUR	76.48	1.09 EUR	1.00%	20.92 EUR	5.20	21.37%
Mercator	419.00 EUR	29,581 EUR	8.65 EUR	48.46	4.00 EUR	0.95%	162.66 EUR	2.58	5.99%
Merkur	425.20 EUR	21,594 EUR	17.09 EUR	24.88	3.50 EUR	0.82%	166.49 EUR	2.55	8.03%
Petrol	988.57 EUR	49,818 EUR	24.18 EUR	40.88	5.50 EUR	0.56%	191.27 EUR	5.17	15.29%
Telekom Slovenije	488.01 EUR	103,407 EUR	15.90 EUR	30.70	6.13 EUR	1.26%	151.50 EUR	3.22	8.06%
PRIME MARKET AVERAGE				34.92		0.92%		3.62	
ACH	63.00 EUR	19,155 EUR	6.77 EUR	9.31	0.63 EUR	1.00%	44.99 EUR	1.40	6.36%
Aerodrom ⁽⁴⁾	109.97 EUR	8,802 EUR	2.32 EUR	47.43	1.10 EUR	1.00%	25.59 EUR	4.30	16.97%
Cornet	11.50 EUR	1,510 EUR	0.909 EUR	12.66			12.94 EUR	0.89	1.25%
Delo Prodaja ⁽⁶⁾	24.12 EUR	1,496 EUR	2.59 EUR	9.296133	0.670 EUR	2.78%	30.62 EUR	0.79	3.95%
Emona obala	6.82 EUR	(6,918 EUR)	(4.18 EUR)	⁽³⁾			4.69 EUR	1.45	2.63%
Etol	191.27 EUR	3,242 EUR	13.413 EUR	14.26	5.630 EUR	2.94%	239.85 EUR	0.80	6.77%
Geodetski zavod Slovenije	20.00 EUR	275 EUR	0.731 EUR	27.37	0.380 EUR	1.90%	15.45 EUR	1.29	30.34%
Iskra Avtoelektrika	58.00 EUR	2,048 EUR	1.27 EUR	45.54	0.550 EUR	0.95%	26.11 EUR	2.22	5.16%
Istrabenz	125.14 EUR	16,035 EUR	3.10 EUR	40.43	0.650 EUR	0.52%	47.94 EUR	2.61	11.14%
Kompas MTS	28.50 EUR	3,144 EUR	1.76 EUR	16.17			82.14 EUR	0.35	0.35%
Milnotest	5.51 EUR	(713 EUR)	(0.299 EUR)	⁽³⁾	0.100 EUR	1.81%	10.20 EUR	0.54	8.72%
Nika ⁽⁶⁾	12.41 EUR	196 EUR	1.04 EUR	11.93			20.03 EUR	0.62	0.31%
Pivovarna Laško	99.61 EUR	18,760 EUR	2.17 EUR	46.00	0.40 EUR	0.40%	191.27 EUR	0.52	16.28%
Salus ⁽⁶⁾	896.56 EUR	6,379 EUR	50.56 EUR	17.73	25.00 EUR	2.79%	315.46 EUR	2.84	4.67%
Sava	512.55 EUR	33,992 EUR	16.96 EUR	30.21	2.80 EUR	0.55%	214.18 EUR	2.39	5.31%
Terme Čatež	305.00 EUR	5,755 EUR	11.74 EUR	25.98	2.19 EUR	0.72%	156.18 EUR	1.95	1.43%
Žito	394.65 EUR	4,299 EUR	12.20 EUR	32.36	4.20 EUR	1.06%	184.78 EUR	2.14	21.74%
MARKET AVERAGE ⁽⁵⁾				33.94		0.89%		3.17	

Calculated on the basis of last audit consolidated financial statements. Average number of shares traded in last 2 years has been used for the calculations.

(1) P / E = price / earnings per share, P / B = price / book value

(2) Yearly turnover / average market capitalisation on 31 Aug 2006, 28 Feb 2007 and 31 Aug 2007.

(3) Not applicable.

(4) By Aerodrom and Luka Koper P / E is calculated on all shares.

(5) Market average is obtained from last audited consolidated annual reports.

Average P/E = total market capitalisation of common shares listed on prime market or official market 31 Aug 2007 / total net profit of companies listed on prime market or official market (in 2006), adjusted with share of listed securities.

Average div. yield = total dividends, paid by the companies listed on prime market or official market in year 2007, adjusted with share of listed securities / total market capitalisation of common shares on prime market or official market (31 Aug 2007).

Average price / book value = total market capitalisation of common shares listed on prime market or official market (31 Aug 2007) / total equity of companies listed on prime market or official market (31 Dec 2006), adjusted with share of listed securities.

(6) Calculated on the basis of audit consolidated financial statements based on Slovene accounting standards.

E2) RECORD VALUES

RECORD DAILY TURNOVER IN YEAR 2007

3rd Jul 2007

	Turnover (in EUR)	Number of bargains	Volume in pieces
Order book trades	13,674,007	1,287	238,212
Cross trades	7,303,475	90	17,058
Total	20,977,482	1,377	255,270

MAX AND MIN VALUE OF TURNOVER AND INDICES

	In 2007		1989-2006	
Monthly turnover - block trades excluded (in 000 EUR)	250,231.98	July	117,848.17	October 2006
Daily turnover - block trades excluded (in 000 EUR)	20,977.48	3 Jul 2007	20,151.71	7 Apr 2006
Number of bargains per day - block trades excluded	1,789.00	11 Jul 2007	6,391.00	27 Dec 2002
Value of block trade (in 000 EUR)	57,361.15	11 Jul 2007	75,012.95	23 Nov 2005
Max value of SBI 20 index	12,242.01	31 Aug 2007	6,464.80	18 Dec 2006
Min value of SBI 20 index	6,551.52	3 Jan 2007	891.93	10 Sep 1996
Max value of SBI TOP index	2,674.69	31 Aug 2007	1,506.88	18 Dec 2006
Min value of SBI TOP index	1,501.26	3 Jan 2007	534.14	8 Jul 2003
Max value of PIX index	7,207.18	9 Aug 2007	5,099.52	22 Dec 2006
Min value of PIX index	5,054.97	3 Jan 2007	965.15	29 Apr 1999
Max value of BIO index	119.95	9 Jan 2007	123.41	7 Oct 2005
Min value of BIO index	117.00	14 Jun 2007	100.46	5 Jul 1995
Other				
Market capitalisation of shares in EURm	19,806.20	31 Aug 2007	11,513,080	31 Dec 2006
Share in turnover of foreign investors	6.17%	31 Aug 2007	19.68%	31 Dec 2002

E3) NEW LISTED AND DELISTED SECURITIES AND CHANGES IN YEAR 2007

NEW LISTED SECURITIES

OFFICIAL MARKET

BONDS

Issuer	Trading code	Nomin. value of issue	Issue	Listing date	First trading day
NOVA LJUBLJANSKA BANKA	NLB22	29,894,000 EUR	22 nd issue	8 Jan 2007	11 Jan 2007
ABANKA VIPA	AB13	5,097,000 EUR	13 th issue	15 Feb 2007	23 Feb 2007
PROBANKA	PRB8	9,200,000 EUR	8 th issue	2 Mar 2007	7 Mar 2007
FACTOR BANKA	FB14	12,160,000 EUR	14 th issue	13 Mar 2007	16 Mar 2007
FACTOR BANKA	FB15	9,000,000 EUR	15 th issue	25 Apr 2007	4 May 2007

DELISTED SECURITIES

OFFICIAL MARKET

SHARES

Issuer	Trading code	Type of share	Delisting date
DELO	DELR	common	2 Aug 2007
DROGA KOLINSKA	DRKR	common	2 Aug 2007

SEMI-OFFICIAL MARKET

SHARES

Issuer	Trading code	Type of share	Delisting date
LESNINA EMMI	LSBG	common	10 Jan 2007
GOZDNO GOSPODARSTVO BLEED	GGRB	common	10 Jan 2007
RTC KRVAVEC	RKRG	common	4 Jun 2007
SIJAJ HRASTNIK	SIHG	common	18 Jun 2007
GEA COLLEGE	GEAL	common	24 Jun 2007
JATA EMONA	JAMR	common	9 Jul 2007
MITOL	MISG	common	10 Jul 2007

EXTENDED LISTING OF SECURITIES

OFFICIAL MARKET

SHARES

Issuer	Trading code	Type of share	Number of shares before extension	Number of shares after extension	Extension date
PIVOVARNA LAŠKO	PILR	common	8,578,085	8,578,391	23 Jan 2007
KOMPAS MTS	MTSG	common	594,508	954,601	1 Aug 2007

BONDS

Issuer	Trading code	Issue	Number of bonds before extension	Number of bonds after extension	Extension date
REPUBLIKA SLOVENIJA	RS59	59 th issue	18,400,000	25,553,128	20 Feb 2007

SEMI-OFFICIAL MARKET

SHARES

Issuer	Trading code	Type of share	Number of shares before extension	Number of shares after extension	Extension date
DZS	DZS	common	1,437,618	1,494,233	4 Jun 2007
ZDRAVILIŠČE ROGAŠKA	RGP	preferred	27,988	28,102	20 Jun 2007
ZDRAVILIŠČE ROGAŠKA	RGS	common	900,462	901,581	20 Jun 2007

REDUCED LISTING OF SECURITIES

BONDS

Issuer	Trading code	Issue	Number of bonds before reduction	Number of bonds after reduction	Reduction date
REPUBLIKA SLOVENIJA	RS38	38 th issue	1,000,000	820,216	20 Apr 2007
REPUBLIKA SLOVENIJA	RS49	47 th issue	78,392	77,979	20 Apr 2007
REPUBLIKA SLOVENIJA	RS53	53 th issue	1,000,000	821,939	20 Apr 2007
REPUBLIKA SLOVENIJA	RS57	57 th issue	9,000,000	6,629,324	20 Apr 2007
REPUBLIKA SLOVENIJA	RS62	62 th issue	11,800,000	11,704,850	20 Apr 2007
REPUBLIKA SLOVENIJA	RS50	50 th issue	612,818	571,596	31 May 2007
REPUBLIKA SLOVENIJA	RS52	52 th issue	4,000,000	3,506,357	31 May 2007
REPUBLIKA SLOVENIJA	RS56	56 th issue	5,000,000	4,841,198	31 May 2007
REPUBLIKA SLOVENIJA	RS58	53 th issue	9,933,000	9,535,700	31 May 2007
REPUBLIKA SLOVENIJA	RS60	57 th issue	13,000,000	9,421,021	31 May 2007
REPUBLIKA SLOVENIJA	RS61	62 th issue	12,999,999	7,880,699	31 May 2007
REPUBLIKA SLOVENIJA	RS58	58 th issue	9,535,700	8,612,290	13 Jul 2007
REPUBLIKA SLOVENIJA	RS60	60 th issue	9,421,021	8,833,535	13 Jul 2007
REPUBLIKA SLOVENIJA	RS62	62 th issue	11,704,850	9,358,736	13 Jul 2007

EXPIRED BONDS

Issuer	Trading code	Issue	Market	Last trading day
REPUBLIKA SLOVENIJA	RS31	31 st issue	official market	8 Jan 2007
REPUBLIKA SLOVENIJA	RS55	55 th issue	official market	4 Feb 2007
BANKA CELJE	BCE5	5 th issue	official market	8 Mar 2007
DBS	SZB4	4 th issue	semi-official market	27 Mar 2007
ABANKA VIPA	AB04	4 th issue	official market	28 May 2007
POŠTNA BANKA SLOVENIJE	PBS2	2 nd issue	official market	14 Jun 2007
NOVA KBM	KBM6	6 th issue	official market	15 Jun 2007
NOVA LJUBLJANSKA BANKA	NLB8	8th issue	official market	19 Jun 2007
BANKA VIPA	VIP4E	4 th issue	official market	26 Jul 2007

CHANGES IN NOMINAL VALUE

ISSUER	Past nominal value	Present nominal value	Number of shares traded	New trading code	Market	Change date
JATA EMONA	1,000 SIT	no par value	3,197,534	JAMR (no change)	semi-official market	8.1.2006
KRONA SENIOR ID	1,000 SIT	no par value	7,316,086	SNOG (no change)	semi-official market	4.1.2007
GORENJSKI TISK	1,000 SIT	no par value	963,349	GTKG (no change)	semi-official market	4.1.2007
MODRA LINIJA HOLDING	1,000 SIT	no par value	2,192,411	MLHR (no change)	semi-official market	4.1.2007
JADRAN	1,000 SIT	no par value	165,302	JASG (no change)	semi-official market	4.1.2007
INLES	2,000 SIT	no par value	712,410	IHPG (no change)	semi-official market	11.1.2007
CINKARNA CELJE	6,000 SIT	no par value	814,626	CICG (no change)	semi-official market	12.1.2007
BELINKA	1,000 SIT	no par value	2,552,270	BELG (no change)	semi-official market	19.1.2007
NFD HOLDING	1,000 SIT	no par value	33,159,997	NF2R (no change)	semi-official market	19.1.2007
GORENJE	1,000 SIT	no par value	12,200,000	GRVG (no change)	official market	26.1.2007
GEA	1,000 SIT	no par value	1,254,960	GSBG (no change)	semi-official market	26.1.2007
EMONA OBALA	1,000 SIT	no par value	1,741,456	EOKG (no change)	official market	2 Feb 2007
MAKSIMA, DELNIŠKA ID	1,000 SIT	no par value	7,811,823	MAIR (no change)	semi-official market	2 Feb 2007
MERCATA	1,000 SIT	no par value	2,891,874	MROR (no change)	semi-official market	2 Feb 2007
PLAMA-PUR	1,000 SIT	no par value	686,798	POPG (no change)	semi-official market	5 Feb 2007
DZS	1,000 SIT	no par value	1,437,618	DZS (no change)	semi-official market	7 Feb 2007
MERKUR	10,000 SIT	no par value	1,312,585	MER (no change)	official market	9 Feb 2007
ZVON ENA ID	1,000 SIT	no par value	2,277,577	ZVIR (no change)	semi-official market	15 Feb 2007
AKTIVA NALOŽBE	1,000 SIT	no par value	13,591,508	ATPG (no change)	semi-official market	22 Feb 2007
NFD 1 DELNIŠKI INVESTICIJSKI SKLAD	100 SIT	no par value	160,580,300	NF1N (no change)	semi-official market	27 Feb 2007
ISKRA AVTOELEKTRIKA	2,000 SIT	no par value	1,608,313	IALG (no change)	official market	5 Mar 2007
GRAND HOTEL UNION	1,000 SIT	no par value	1,814,613	GHUG (no change)	semi-official market	22 Mar 2007
VIZIJA HOLDING	1,000 SIT	no par value	277,503	VIHR (no change)	semi-official market	17 Apr 2007
VIZIJA HOLDING ENA	1,000 SIT	no par value	2,129,725	VZPG (no change)	semi-official market	18 Apr 2007
NIKA	1,000 SIT	no par value	189,876	NIKN (no change)	official market	20 Jun 2007
MELAMIN	1,000 SIT	no par value	349,913	MKOG (no change)	semi-official market	3 Jul 2007
TRIGLAV NALOŽBE	1,000 SIT	no par value	13,182,366	TRSG (no change)	semi-official market	26 Jul 2007
LIP BLED	1,000 SIT	no par value	1,942,454	LLBG (no change)	semi-official market	30 Jul 2007
LUKA KOPER	1,000 SIT	no par value	7,140,000	LKPG (no change)	official market	3 Aug 2007

F) LIST OF SECURITIES

F1) OFFICIAL MARKET (1)

CORPORATE BONDS

	Issuer	Trading code	First trading day	Nominal value of issue traded	Coupon interest rate	Maturity	Sector
1	ABANKA VIPA	AB06	25 Nov 2002	13,500,000 EUR	5.9% p.a.	2002-2009	banking
2	ABANKA VIPA	AB07	30 Oct 2003	17,300,000 EUR	5.3% p.a.	2003-2010	banking
3	ABANKA VIPA	AB08	16 Oct 2006	10,000,000 EUR	4.9% p.a.	2003-2011	banking
4	ABANKA VIPA	AB09	16 Oct 2006	10,000,000 EUR	4.7% p.a.	2003-2011	banking
5	ABANKA VIPA	AB10	16 Oct 2006	21,000,000 EUR	4.6% p.a.	2004-2011	banking
6	ABANKA VIPA	AB11	30 Jun 2006	20,865,000 EUR	4.0% p.a.	2005-2010	banking
7	ABANKA VIPA	AB12	30 Jun 2006	20,865,000 EUR	3.8% p.a.	2005-2010	banking
8	ABANKA VIPA	AB13	23 Feb 2007	5,097,000 EUR	6m EURIBOR + 50 b.p.	2006-2008	banking
9	ABANKA VIPA	VIP5	24 Dec 1998	250,000 EUR	6% p.a.	1998-2008	banking
10	ABANKA VIPA	VIP6	6 Mar 2000	625,000 EUR	5.5% p.a.	1999-2009	banking
11	ABANKA VIPA	VIP7	19 July 2001	875,000 EUR	6.2% p.a.	2001-2010	banking
12	BANKA CELJE	BCE9	16 Oct 2006	20,864,500 EUR	3.8% p.a.	2005-2010	banking
13	BANKA CELJE	BCE6A	30 Sept 2002	10,000,000 EUR	5.6% p.a.	2002-2008	banking
14	BANKA CELJE	BCE7	17 Nov 2003	10,000,000 EUR	5.15% p.a.	2003-2010	banking
15	BANKA CELJE	BCE8	26 Oct 2004	12,500,000 EUR	4.9% p.a.	2004-2011	banking
16	BLAGOVNO TRGOVINSKI CENTER	BTC1E	24 Feb 1997	1,247,800 EUR	10.5% p.a.	1996-2008	retail, wholesale and real estate trade
17	FACTOR BANKA	FB14	7 Mar 2007	12,160,000 EUR	4.0% p.a.	2006-2012	banking
18	FACTOR BANKA	FB15	4 May 2007	9,000,000 EUR	6m EURIBOR + 1.05% p.a.	2006-2012	banking
19	HOTELI BERNARDIN	HTB1E	28 June 1999	3,211,800 EUR	8.5% p.a.	1999-2009	hotel and restaurant activities
20	NOVA KBM	KBM5	26 Oct 2004	25,037,400 EUR	5.3% p.a.	2004-2009	banking
21	NOVA KBM	KBM7	30 Jun 2005	29,210,300 EUR	4.1% p.a.	2004-2011	banking
22	NOVA KBM	KBM8	30 Jun 2005	29,210,300 EUR	3.9% p.a.	2005-2010	banking
23	NOVA LJUBLJANSKA BANKA	NLB10	18 Jun 2003	45,168,721 EUR	3% p.a. + TOM	2002-2007	banking
24	NOVA LJUBLJANSKA BANKA	NLB11	18 Jun 2003	26,326,000 EUR	5.1% p.a.	2002-2009	banking
25	NOVA LJUBLJANSKA BANKA	NLB12	14 Nov 2003	33,383,200 EUR	2.65% + TOM	2003-2008	banking
26	NOVA LJUBLJANSKA BANKA	NLB13	14 Nov 2003	48,962,722 EUR	7% p.a.	2003-2013	banking
27	NOVA LJUBLJANSKA BANKA	NLB14	16 Oct 2006	17,000,000 EUR	5% p.a.	2003-2008	banking
28	NOVA LJUBLJANSKA BANKA	NLB15	16 Oct 2006	54,717,569 EUR	4.8% p.a.	2004-2012	banking
29	NOVA LJUBLJANSKA BANKA	NLB16	30 Jun 2005	32,363,761 EUR	4.0% p.a.	2004-2009	banking
30	NOVA LJUBLJANSKA BANKA	NLB17	30 Jun 2005	42,435,889 EUR	3.85% p.a.	2005-2011	banking
31	NOVA LJUBLJANSKA BANKA	NLB18	29 Dec 2005	62,593,500 EUR	4.15% p.a.	2005-2015	banking
32	NOVA LJUBLJANSKA BANKA	NLB19	29 Dec 2005	41,729,000 EUR	4.0% p.a.	2005-2016	banking
33	NOVA LJUBLJANSKA BANKA	NLB20	25 Aug 2006	23,827,259 EUR	3.75% p.a. first 3 years, then 6m EURIBOR + 30 b.p.	2006-2013	banking
34	NOVA LJUBLJANSKA BANKA	NLB21	27 Dec 2006	29,001,655 EUR	4.0% p.a.	2006-2009	banking
35	NOVA LJUBLJANSKA BANKA	NLB22	11 Jan 2007	29,894,000 EUR	6m EURIBOR + 25 b.p.	2006-2011	banking
36	POSLOVNI SISTEM MERCATOR	MEO1	16 Oct 2006	36,540,000 EUR	4.8% p.a.	2004-2011	commerce industry, agriculture
37	POŠTNA BANKA SLOVENIJE	PBS5	16 Oct 2006	10,000,000 EUR	4.8% p.a.	2004-2008	banking
38	POŠTNA BANKA SLOVENIJE	PBS6	16 Oct 2006	4,172,900 EUR	4.4% p.a.	2004-2012	banking
39	POŠTNA BANKA SLOVENIJE	PBS7	16 Oct 2006	16,691,600 EUR	4.7% p.a.	2004-2011	banking
40	PROBANKA, MARIBOR	PRB4	16 Oct 2006	1,110,500 EUR	5.5% p.a.	1999-2007	banking
41	PROBANKA, MARIBOR	PRB6	16 Oct 2006	6,500,000 EUR	5.7% p.a.	2002-2008	banking
42	PROBANKA, MARIBOR	PRB7	16 Oct 2006	12,000,000 EUR	5.2% p.a.	2004-2010	banking
43	PROBANKA, MARIBOR	PRB8	16 Mar 2007	9,200,000 EUR	3.9% p.a.	2006-2012	banking
44	STANOVANJSKI SKLAD RS	SSR1E	4 Jul 1996	1,146,085 EUR	6% p.a.	1995-2010	national mortgage agency
45	STANOVANJSKI SKLAD RS	SSR2	30 Jun 1998	1,867,600 EUR	7.2% p.a. + TOM	1998-2008	national mortgage agency
46	STANOVANJSKI SKLAD RS	SSR3	16 Oct 2006	4,019,600 EUR	TOM + 6.10% p.a.	2001-2011	national mortgage agency

MUNICIPAL and GOVERNMENT BONDS

	Issuer	Trading code	First trading day	Nominal value of issue traded	Coupon interest rate	Maturity	Sector
1	REPUBLIC OF SLOVENIA	RS18	15 May 2000	50,000,000 EUR	6% p.a.	2000-2010	government bond
2	REPUBLIC OF SLOVENIA	RS21	18 Nov 2002	33,149,009 EUR	1% p.a. + TOM	2001-2015	government bond
3	REPUBLIC OF SLOVENIA	RS23	20 Feb 2001	40,000,000 EUR	6% p.a.	2001-2011	government bond
4	REPUBLIC OF SLOVENIA	RS26	14 June 2001	50,000,000 EUR	5.375% p.a.	2001-2011	government bond
5	REPUBLIC OF SLOVENIA	RS29	25 Jan 2002	55,000,000 EUR	5.375% p.a.	2002-2012	government bond
6	REPUBLIC OF SLOVENIA	RS32	25 Jan 2002	23,865,500 EUR	5.375% p.a.	2002-2012	government bond
7	REPUBLIC OF SLOVENIA	RS33	9 Apr 2002	127,166,004 EUR	8% p.a.	2002-2022	government bond
8	REPUBLIC OF SLOVENIA	RS38	30 Apr 2002	82,021,600 EUR	5.63% p.a.	2002-2017	government bond
9	REPUBLIC OF SLOVENIA	RS39	18 Nov 2002	41,573,770 EUR	1% p.a. + TOM	2002-2008	government bond
10	REPUBLIC OF SLOVENIA	RS44	29 Nov 2002	12,372,653 EUR	6.65% p.a.	2002-2012	government bond
11	REPUBLIC OF SLOVENIA	RS48	10 Dec 2002	60,000,000 EUR	4.75% p.a.	2002-2012	government bond
12	REPUBLIC OF SLOVENIA	RS49	22 Jan 2003	29,632,020 EUR	4.75% p.a.	2003-2022	government bond
13	REPUBLIC OF SLOVENIA	RS50	11 Mar 2003	57,159,600 EUR	4.50% p.a.	2003-2013	government bond
14	REPUBLIC OF SLOVENIA	RS52	17 Apr 2003	146,320,278 EUR	6.25% p.a.	2003-2008	government bond
15	REPUBLIC OF SLOVENIA	RS53	17 Apr 2003	82,193,900 EUR	4.875% p.a.	2003-2018	government bond
16	REPUBLIC OF SLOVENIA	RS54	29 Oct 2003	125,190,000 EUR	5.75% p.a.	2003-2013	government bond
17	REPUBLIC OF SLOVENIA	RS56	24 Feb 2004	202,023,193 EUR	4.875% p.a.	2004-2009	government bond
18	REPUBLIC OF SLOVENIA	RS57	29 Mar 2004	276,641,691 EUR	4.875% p.a.	2004-2014	government bond
19	REPUBLIC OF SLOVENIA	RS58	2 Feb 2005	359,390,862 EUR	3.25% p.a.	2005-2008	government bond
20	REPUBLIC OF SLOVENIA	RS59	2 Feb 2005	1,068,332,031 EUR	4% p.a.	2005-2016	government bond
21	REPUBLIC OF SLOVENIA	RS60	14 Apr 2005	368,623,416 EUR	3.5% p.a.	2005-2010	government bond
22	REPUBLIC OF SLOVENIA	RS61	24 Jan 2006	328,861,569 EUR	3.25% p.a.	2006-2011	government bond
23	REPUBLIC OF SLOVENIA	RS62	24 Jan 2006	390,540,053 EUR	3.5% p.a.	2005-2017	government bond

TOM (abbreviation for: "temeljna obrestna mera" - base interest rate) - indexation factor, calculated as twelve month average of monthly consumer price index

F1) OFFICIAL MARKET (2)

COMMON SHARES

PRIME MARKET SHARES

	Issuer	Trading code	First trading day	Nominal value of issue listed	Number of shares traded	Isin code	Sector
			10 Nov 2000 (2) June 1998 free market)				
1	GORENJE, VELENJE	GRVG		no par value	12,200,000	SI 003110407 6	household appliances
2	INTEREUROPA, KOPER	IEKG	12 Jan 1998	no par value	7,902,413	SI 003110009 0	retail trade
3	LUKA KOPER	LKPG	20 Nov 1996	no par value	7,140,000	SI 003110134 6	transport
4	KRKA TOVARNA ZDRAVIL, NOVO MESTO	KRKG	4 Nov 1997	14,170,448,000 SIT	3,542,612	SI 003110212 0	pharmaceutical & chemical industry
5	MERCATOR, LJUBLJANA	MELR	22 Dec 1997	37,653,610,000 SIT	3,765,361	SI 003110008 2	commerce industry, agriculture
6	MERKUR, NAKLO	MER	30 Nov 1998	no par value	1,312,585	SI 003110463 9	wholesale and retail trade
7	PETROL, LJUBLJANA	PETG	5 May 1997	12,517,806,000 SIT	2,086,301	SI 003110215 3	crude-oil and gas trade
8	TELEKOM SLOVENIJE	TLSG	2 Oct 2006	no par value	6,535,478	SI 0031104290	telecommunication

SHARES

	Issuer	Trading code	First trading day	Nominal value of issue listed	Number of shares traded	Isin code	Sector
1	AERODROM, LJUBLJANA	AELG	8 Oct 1997	no par value	1,936,229	SI 003110327 6	airport services
2	AUTOCOMMERCE, LJUBLJANA	ACLG	24 Jan 2006	2,886,877,000 SIT	2,886,877	SI 003110152 8	distributors
3	COMET, ZREČE	CHZG	2 Nov 1998	no par value	1,700,688	SI 003110440 7	grinding wheels and other non-metals production
4	DELO PRODAJA	DPRG	12 Feb 2001	no par value	593,549	SI 003110707 9	trade
5	EMONA OBALA	EOKG	7 Jan 1998	no par value	1,741,456	SI 003110268 2	commerce
6	ETOL, CELJE	ETOG	21 Feb 1997	no par value	254,619	SI 003110133 8	essential oils and fragrances production
7	GEODETSKI ZAVOD SLOVENIJE	GZRG	8 Jan 2001	379,820,000 SIT	379,820	SI 003111033 9	surveying and cartography
8	ISKRA AVTOELEKTRIKA	IALG	16 Oct 2006	3,216,626,000 SIT	1,608,313	SI 003110704 6	production of electrical equipment for machinery and vehicles
9	ISTRABENZ, KOPER	ITBG	16 June 1997	no par value	5,180,000	SI 003110207 0	holding companies management
10	KOMPAS MTS	MTSG	8 Dec 2000	no par value	594,601	SI 003110370 6	catering service, border-crossing and tourist services
11	MLINOTEST, AJDOVŠČINA	MAJG	3 Apr 2000	no par value	2,389,177	SI 003110820 0	food processing industry
12	NIKA, BREŽICE	NIKN	23 June 1992	no par value	189,876	SI 003110079 3	financial consultancy and services
13	PIVOVARNA LAŠKO	PILR	1 Feb 2000	no par value	8,578,391	SI 003110741 8	brewery
14	SALUS, LJUBLJANA	SALR	16 Jan 1992	134,980,000 SIT	134,980	SI 003110568 5	full-line pharmaceutical wholesale
15	SAVA, KRANJ	SAVA	6 Jan 2000	20,069,870,000 SIT	2,006,987	SI 003110845 7	chemicals
16	TERME CATEŽ	TCRG	26 Aug 1993	3,587,496,000 SIT	597,916	SI 003110063 7	health resort
17	ŽITO, LJUBLJANA	ZTOG	20 Mar 2000	no par value	355,792	SI 003110844 0	flour, bread, pasta and sweets production

PREFERRED SHARES

	Issuer	Trading code	First trading day	Nominal value of issue listed	Number of shares traded	Isin code	Sector
1	PROBANKA, MARIBOR	PRBP	30 Mar 1993	no par value	396,235	SI 002120040 5	banking

MUTUAL FUNDS

	Mutual fund	Trading code	First trading day	Value of first trade	Number of coupons on first trading day	Isin code	Sector
1	MP-BALKAN.SI	MPBL	24 Nov 2006	62.36	82,689	SI 002140002 1	mutual fund
2	MP-EUROSTOCK.SI	MPEU	16 Jun 2006	5.47	728,413	SI 002140001 3	mutual fund / ETF
3	Probanka globalni naložbeni sklad	PBGS	24 Nov 2006	0.710	142,885,835	SI 002140003 9	mutual fund

F2) SEMI-OFFICIAL MARKET (1)

CORPORATE BONDS

	Issuer	Trading code	First trading day	Nominal value of issue traded	Interest rate	Maturity	Sector
1	BANKA ZASAVJE	BZ03	27 Jul 2004	5,000,000 EUR	4.5% p.a.	2004-2011	banking
2	CIMOS	CIM1	21 Jul 2005	20,000,000 EUR	5.75% p.a.	2004-2011	automobile industry
3	DARS	DRS1	30 Dec 2004	56,042,047 EUR	5.1% p.a.	2004-2024	performing financial engineering, preparatory, organization and policy making of building, maintenance of road network and management of super highways in Republic of Slovenia
4	DARS	DRS2	8 Nov 2005	61,758,920 EUR	4.5% p.a.	2005-2025	performing financial engineering, preparatory, organization and policy making of building, maintenance of road network and management of super highways in Republic of Slovenia
5	DARS	DRS3	3 Feb 2006	42,563,580 EUR	4.0% p.a.	2005-2020	performing financial engineering, preparatory, organization and policy making of building, maintenance of road network and management of super highways in Republic of Slovenia
6	DEOS	DEO1	28 Sep 2005	5,825,900 EUR	6% p.a.	2004-2014	the construction and maintenance of safe homes
7	FMR	FMR1	5 May 2005	5,000,000 EUR	4.6% p.a.	2004-2009	holding companies management
8	FACTOR BANKA	FB06	23 May 2005	4,196,500 EUR	2% + 6month EURIBOR	2002-2009	banking
9	FACTOR BANKA	FB08	10 May 2005	6,300,000 EUR	4.8% p.a.	2003-2008	banking
10	FACTOR BANKA	FB09	10 May 2005	5,927,000 EUR	4.8% p.a.	2004-2014	banking
11	FACTOR BANKA	FB10	10 May 2005	4,940,749 EUR	4.25% p.a.	2004-2007	banking
12	FACTOR BANKA	FB11	25 Oct 2005	13,000,000 EUR	1.5% + 6 month EURIBOR	2005-2020	banking
13	FACTOR BANKA	FB12	7 Mar 2006	10,425,000 EUR	3.75% p.a.	2005-2010	banking
14	FACTOR BANKA	FB13	26 Jun 2006	7,330,443 EUR	2.00% p.a.	2005-2008	banking
15	KD HOLDING	KDH1	16 Dec 2005	40,000,000 EUR	5.45% p.a.	2005-2015	holding companies management
16	KD HOLDING	KDH2	7 Apr 2006	40,000,000 EUR	4.85% p.a.	205-2015	holding companies management
17	POTEZA NALOŽBE	PN01	29 Sep 2004	8,385,000 EUR	5.25% p.a.	2003-2011	enterprise and business counselling
18	SIP, STROJNA INDUSTRIJA	SIPBE	19 June 2000	882,338 EUR	6% p.a.	1999-2009	manufacturing farm equipment

INSURANCE

	Issuer	Trading code	First trading day	Nominal value of issue traded	Coupon interest rate	Maturity	Sector
1	ZAVAROVALNICA TRIGLAV	ZT01	2 Jun 2004	30,000,000 EUR	5.125% p.a.	2003-2013	insurance

MUNICIPAL and GOVERNMENT BONDS

	Issuer	Trading code	First trading day	Nominal value of issue traded	Coupon interest rate	Maturity	Sector
1	SLOVENSKA ODŠKODNINSKA DRUŽBA	SOS2E	7 Apr 1997	622,805,951 EUR	6% p.a.	1996-2016	meeting commitments deriving from denationalisation process

TOM (abbreviation for: "temeljna obrestna mera" - base interest rate) - indexation factor calculated as twelve month average of monthly consumer price index

F2) SEMI-OFFICIAL MARKET (2)

COMMON SHARES

	Issuer	Trading code	First trading day	Nominal value of issue traded	Number of shares traded	Isin code	Sector
1	AKTIVA NALOŽBE, LJUBLJANA	ATPG	27 Feb 2004	no par value	13,591,508	SI 002111216 2	holding companies management
2	ALPETOUR POTOVALNA AGENCIJA	APAG	2 Aug 2000	no par value	374,340	SI 003110989 3	passengers transport
3	ALPOS	APOG	10 Apr 2006	1,449,130,000 SIT	144,913	SI 003111342 4	production of metal goods and equipment
4	BELINKA HOLDING	BELG	19 Oct 2000	no par value	2,552,270	SI 003110216 1	holding companies management
5	CENTER NALOŽBE	IFHR	22 Jul 2004	no par value	3,777,004	SI 002111308 7	holding companies management
6	CETIS, CELJE	CETG	10 Mar 1997	no par value	200,000	SI 003110084 3	paper industry and graphics
7	CINKARNA, CELJE	CICG	6 Mar 1998	no par value	814,626	SI 003110380 5	metallurgic and chemical industry
8	DZS, LJUBLJANA	DZS	12 May 1999	no par value	1,494,233	SI 003110527 1	publishing and trading
9	ELMO, LJUBLJANA	IELG	22 Feb 2001	no par value	708,000	SI 003111026 3	electrical installations
10	ETRA 33	ETRG	7 Nov 2002	no par value	45,423	SI 003110712 9	production of electromotors, generators and transformers
11	FOND INVEST	MHLG	30 Jan 2001	no par value	595,241	SI 003111007 3	holding companies management
12	GEA TOVARNA OLJA	GSBG	30 June 1996	no par value	1,254,960	SI 003110129 6	oil - producing industry
13	GORENJSKI TISK, KRANJ	GTKG	19 Sep 1996	no par value	963,349	SI 003110119 7	graphics services
14	GORIŠKE OPEKARNE, RENČE	GORG	8 Mar 1999	523,634,000 SIT	523,634	SI 003110499 3	production of different clay brick products
15	GRAND HOTEL UNION	GHUG	5 Jan 2000	1,814,613,000 SIT	1,814,613	SI 003110865 5	hotel industry
16	HELIOS, DOMŽALE	HDOG	19 Sep 1996	2,198,610,000 SIT	219,861	SI 003110114 8	intermediary on fuel, mine sector
17	HIDROTEHNIK, LJUBLJANA	VHLG	5 July 1999	no par value	384,472	SI 003110551 1	building industry and protection against flood damage
18	HRAM HOLDING	ST1R	27 Jan 2004	no par value	4,346,667	SI 002111210 5	holding companies management
19	INFOND HOLDING	IFFR	23 Sept 2002	no par value	16,833,414	SI 002111076 0	holding companies management
20	INLES, RIBNICA	IHPG	8 Oct 1999	no par value	712,410	SI 003110745 9	production of furniture
21	INTERTRADE ITA	INRG	20 Oct 1997	695,310,000 SIT	69,531	SI 003110333 4	mechanical engineering representative
22	JADRAN, SEŽANA	JASG	23 Sep 1996	no par value	165,302	SI 003110154 4	commerce industry
23	JAVOR, PIVKA	JPIG	13 Nov 2000	1,194,700,000 SIT	1,194,700	SI 003110910 9	production of plywood, bound and layer wood, fibre and other slabs
24	JELEN, SLOVENSKE KONJICE	JESG	29 Nov 1999	67,798,000 SIT	67,798	SI 003110430 8	restaurant & hotel capacities
25	JUTEKS, ŽALEC	JTKG	2 Nov 1999	641,432,000 SIT	641,432	SI 003110786 3	carpet production on various linings
26	KD HOLDING	KDHR	5 Feb 2001	no par value	2,675,640	SI 003111046 1	holding companies management
27	KOŠAKI TMI, MARIBOR	TKMG	11 Oct 1999	432,360,000 SIT	43,236	SI 003110424 1	secondary meat industry and production of meat products
28	KRONA HOLDING	KRHR	9 May 2002	no par value	1,287,121	SI 002111124 8	holding companies management
29	LESNINA	MILG	12 Jan 2002	2,906,810,000 SIT	76,495	SI 003111116 2	wholesale and retail of furniture

F2) SEMI-OFFICIAL MARKET (3)

COMMON SHARES

	Issuer	Trading code	First trading day	Nominal value of issue traded	Number of shares traded	Isin code	Sector
30	LIP BLBD	LLBG	12 Jan 2000	no par value	1,942,454	SI 003110871 3	wood manufacturing
31	LIZ INŽENIRING, LJUBLJANA	LIZG	11 Mar 1999	123,846,000 SIT	123,846	SI 003110371 4	consulting and engineering in object construction
32	MARINA, PORTOROŽ	MAPG	19 Sep 1996	627,864,000 SIT	313,932	SI 003110058 7	naval and hotel industry
33	MAKSIMA HOLDING	MAHR	6 May 2003	6,399,850,000 SIT	6,399,850	SI 002111151 1	holding companies management
34	MAKSIMA INVEST	MKIR	26 Oct 2004	no par value	7,451,949	SI 002111319 4	holding companies management
35	MEDVEŠEK PUŠNIK, LJUBLJANA	MPLR	12 Dec 1997	no par value	80,000	SI 002110324 5	financial consulting
36	MELAMIN, KOČEVJE	MKOG	23 Sep 1996	no par value	349,913	SI 00311020 1	chemical industry
37	MERCATA	MROR	27 Jul 2004	no par value	2,891,874	SI 002111199 0	holding companies management
38	MESNA INDUSTRIJA PRIMORSKE	MIPG	19 June 2000	1,478,742,000 SIT	1,478,742	SI 003110969 5	meat processing industry; wholesale and retail trade with provisions
39	MKT PRINT	MKTG	11 Oct 1999	1,039,540,000 SIT	103,954	SI 003110094 2	printing, publishing, retail and wholesale
40	MODRA LINIJA HOLDING	MLHR	20 Nov 2002	no par value	2,192,411	SI 002111058 8	holding companies management
41	M1	MR1R	4 Aug 2004	no par value	2,681,638	SI 002111311 1	holding companies management
42	NAMA, LJUBLJANA	NALN	30 Apr 2004	953,795,000 SIT	953,795	SI 003110269 0	retail trade and renting of business premises
43	NFD HOLDING	NF2R	10 Dec 2003	no par value	33,159,997	SI 002111200 6	holding companies management
44	NIKO, ŽELEZNIKI	NKPG	17 Sep 1999	358,750,000 SIT	35,875	SI 003110717 8	office material, industrial paper-clips, electromagnets and other metal mechanisms production
45	PLAMA PUR	POPG	6 Dec 1999	no par value	686,798	SI 003110822 6	production and refashioning of poliuretanic (plastic) foams
46	KD GROUP	SKDR	21 Dec 2000	no par value	186,436	SI 003111016 4	holding companies management
47	SLOVENIJALLES, LJUBLJANA	SLLG	8 May 1996	no par value	273,377	SI 003110040 5	commerce, engineering, representation
48	TEKSTINA, AJDOVŠČINA	TEAG	12 Feb 1997	1,127,295,000 SIT	1,127,293	SI 03110221 1	textile industry
49	TERME DOBRNA	ZDDG	5 July 1999	692,542,000 SIT	692,542	SI 03110539 6	medical services, tourist and hotel trade
50	TOSAMA, DOMŽALE	TODG	13 Sep 1996	2,956,700,000 SIT	295,670	SI 003110136 1	sanitary material production
51	TOVARNA SLADKORJA ORMOŽ	TSOR	12 Apr 1996	4,971,630,000 SIT	497,163	SI 003110020 7	sugar production
52	TRDNJAVA HOLDING	TROR	31 Mar 2004	2,593,123,000 SIT	2,593,123	SI 002111219 6	holding companies management
53	TRDNJAVA I HOLDING	TR1R	31 Mar 2004	891,750,000 SIT	891,750	SI 002111220 4	holding companies management
54	TRIGLAV NALOŽBE	TRSG	7 Apr 2004	no par value	13,182,366	SI 002111223 8	holding companies management
55	TUB SWATY, MARIBOR	TUBG	30 Dec 1997	no par value	288,940	SI 003110344 1	production and trade of knife grinders
56	VELANA, LJUBLJANA	VLJG	23 Dec 2002	1,409,645,000 SIT	1,409,645	SI 003110069 4	non-clothing textile manufacturer
57	VIPA HOLDING	VHDR	5 Nov 2003	7,347,565,000 SIT	7,347,565	SI 002111131 3	other financial intermediation
58	VIZIJA HOLDING	VIHR	17 Mar 2003	2,277,503,000 SIT	2,277,503	SI 002111125 5	holding companies management
59	VIZIJA HOLDING ENA	VZPG	3 Feb 2004	2,129,725,000 SIT	2,129,725	SI 002111211 3	holding companies management
60	ZDRAVILIŠČE ROGAŠKA	RGS	11 Feb 1999	901,581,000 SIT	901,581	SI 003110489 4	health resort
61	ZLATA MONETA II finančna družba	ZM2R	13 Nov 2003	no par value	8,232,861	SI 002111198 2	other financial intermediation
62	ZVON ENA HOLDING	ZVHR	30 Oct 2003	12,431,743,000 SIT	12,431,743	SI 002111177 6	holding companies management
63	ZVON DVA HOLDING	ZV2R	25 Feb 2004	14,120,934,000 SIT	14,120,934	SI 002111215 4	holding companies management
64	ŽELEZARNA RAVNE - MONTER DRAVOGRAD	ZMDG	17 Sep 1999	no par value	336,225	SI 003110696 4	management of investment portfolios of subsidiaries

PREFERRED SHARES

	Issuer	Trading code	First trading day	Nominal value of issue traded	Number of shares traded	Isin code	Sector
1	KD HOLDING	KDHP	18 July 2001	no par value	266,413	SI 003120050 2	holding companies management
2	PRVA POKOJNINSKA DRUŽBA	PPDG	20 Jul 2005	1,700,000,000 SIT	170,000	SI 002120064 5	pension insurance
3	ZDRAVILIŠČE ROGAŠKA	RGP	11 Feb 1999	56,204,000 SIT	28,102	SI 003120028 8	health resort

INVESTMENT COMPANIES

	Issuer	Trading code	First trading day	Nominal value of issue traded	Number of shares traded	Isin code	Sector
1	MAKSIMA, delniška ID	MAIR	21 May 2003	no par value	7,811,823	SI 002111152 9	investment fund
2	INFOND ID	IFIR	23 Sept 2002	no par value	8,132,314	SI 002111078 6	investment fund
3	INFOND ID 1	IFDR	2 Aug 2004	no par value	4,956,471	SI 002111307 9	investment fund
4	KD ID	KDIR	9 Feb 2001	no par value	9,181,542	SI 002111341 8	investment fund
5	KRONA SENIOR	SNOG	8 Dec 1998	no par value	7,316,086	SI 002110590 1	investment fund
6	NFD 1 DELNIŠKI INVESTICIJSKI SKLAD	NF1N	26 Oct 1998	16,058,030,000 SIT	160,580,300	SI 002110600 8	investment fund
7	ZVON ENA ID	ZVIR	24 Nov 2003	no par value	2,277,577	SI 002111178 4	investment fund