

MONTHLY STATISTICS
LJUBLJANA STOCK EXCHANGE
SEPTEMBER 2007
Year XIII., No. 9/07

TURNOVER

Market	Turnover (in 000 EUR)	Volume in pieces	Number of bargains
Official market	149,198	1,717,581	15,263
Prime market shares	119,395	988,560	10,551
Shares	26,915	202,848	3,857
Bonds	1,318	88,750	201
Mutual funds	1,569	437,423	654
Semi-official market	21,139	2,318,210	7,277
Shares	9,101	992,713	4,518
Bonds	5,472	115,046	292
Investment companies	6,566	1,210,451	2,467
Short-term securities	0	0	0
Market maker trading segment*	6,735	42,485	13
Bonds	1,034	25,250	2
Short-term securities	5,701	17,235	11
Total via BTS	170,337	4,035,791	22,540

*special segment for trading in securities issued by Republic of Slovenia.

MARKET SIZE

Market	Market capitalisation (in EURm)	Number of securities	Number of issuers
Official market	21,678	98	38
Prime market shares	12,817	8	8
Shares	3,793	18	18
Bonds	4,892	69	12
Mutual funds	176	3	2
Semi-official market	4,918	93	85
Shares	2,915	67	65
Bonds	1,014	19	11
Investment companies	990	7	7
Total (cap. of shares)	19,525	191	123

MONTHLY TURNOVER BY MARKETS

IN 000 EUR - SHARES

	Organised market	Block trades	Off-market trades*
sep.06	70,616	55,336	59,597
oct.06	101,503	65,064	82,726
nov.06	69,039	34,876	72,613
dec.06	84,984	55,132	117,440
jan.07	152,923	105,643	147,840
feb.07	106,637	122,846	122,951
mar.07	143,778	55,869	51,456
apr.07	129,587	50,537	141,598
may.07	131,563	111,162	292,941
jun.07	159,559	109,704	223,093
jul.07	229,414	249,501	341,272
aug.07	221,489	76,519	627,819
sep.07	155,411	110,215	377,188

* appreciation of off-market transactions with listed securities based on volume of off-market transaction (block trades excluded) and their monthly average prices

MONTHLY TURNOVER BY MARKETS

IN 000 EUR - OTHER SECURITIES

	Organised market		Block trades	Off-market trades*
	Official and semi- official market	Market maker segment**		
sep.06	18,839	85,816	5,944	21,785
oct.06	16,345	68,437	10,828	11,112
nov.06	16,818	66,708	17,757	22,422
dec.06	18,652	36,734	13,334	64,423
jan.07	29,165	17,424	11,027	6,076
feb.07	24,655	70,213	6,814	91,806
mar.07	25,249	41,236	5,746	159,576
apr.07	22,738	18,258	4,846	59,538
may.07	20,501	5,984	6,389	390,305
jun.07	22,942	109,354	17,428	164,833
jul.07	20,818	39,616	1,487	18,657
aug.07	17,857	3,524	2,424	24,070
sep.07	14,926	6,735	7,302	10,149

* appreciation of off-market transactions with listed securities based on volume of off-market transaction (block and Market Maker Trading Segment trades excluded) and their monthly average prices

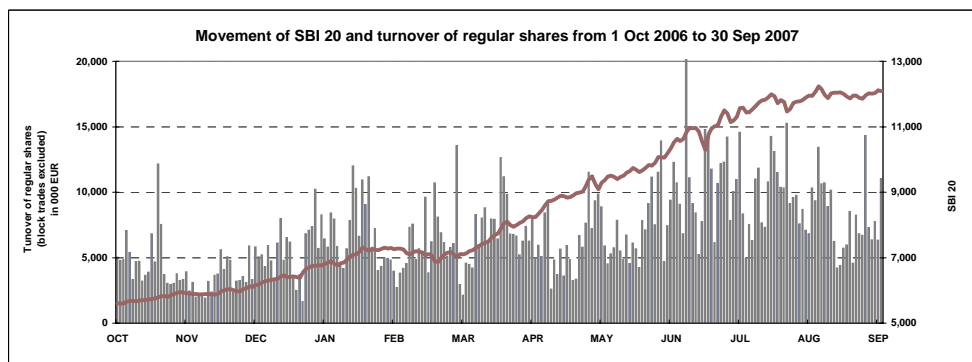
** special segment for trading in securities issued by Republic of Slovenia

NOMINAL RETURN

STOCK EXCHANGE INDICES	Nominal return 30 Sep 2007 / 31 Aug 2007	Nominal return 30 Sep 2007 / 31 Dec 2006	Nominal return 30 Sep 2007 / 30 Sep 2006
Slovene Stock Exchange Index (SBI20)	-1.22%	89.45%	115.81%
Slovene Blue-Chip Index (SBI TOP)	-1.91%	78.08%	100.99%
Investment Fund Index (PIX)	-0.88%	38.37%	51.36%
Bond Index (BIO)	0.03%	-2.26%	-1.97%

PRIME MARKET SHARES

	Turnover (in 000 EUR)	Number of bargains	Market capitalisation (in EURm)
KRKA	37,215	4,447	4,097
PETROL	21,670	924	2,059
GORENJE	17,944	1,237	590
TELEKOM SLOVENIJE	14,344	1,047	3,052
MERCATOR	12,679	853	1,393
LUKA KOPER	8,959	1,009	746
INTEREUROPA	5,181	778	345
MERKUR	1,403	256	536
SKUPAJ	119,395	10,551	12,817



ISSUER

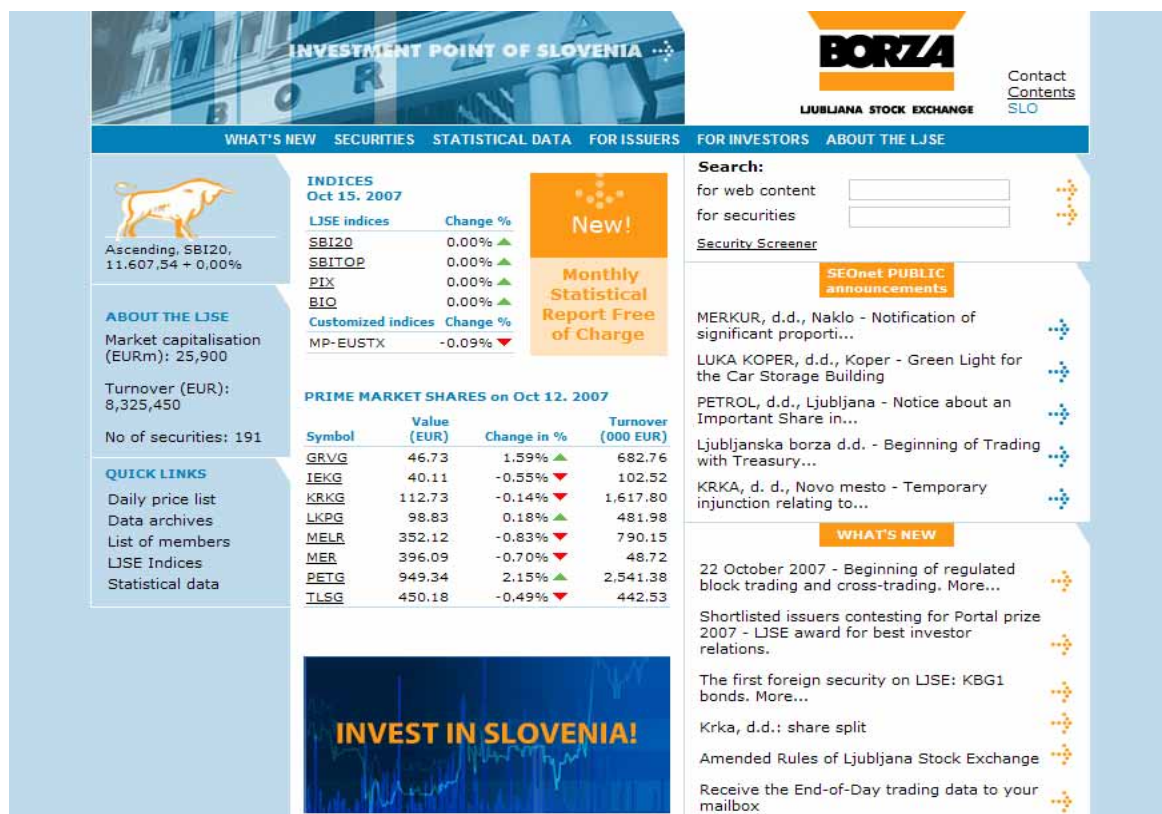
Ljubljana Stock Exchange Inc.
Slovenska 56
1000 Ljubljana

INFORMATIONS

E-mail:	info@ljse.si
Phone:	+386 1 47-10-211 +386 1 47-10-205
Contact persons:	Nataša Žabkar, Boštjan Šbül

STATISTICS ON WEB:

<http://www.ljse.si/cgi-bin/jve.cgi?doc=1989&sid=oW6SxKEMNaGgXs4b>



The screenshot shows the website interface for the Ljubljana Stock Exchange (BORZA). The header includes the logo and navigation menu: WHAT'S NEW, SECURITIES, STATISTICAL DATA, FOR ISSUERS, FOR INVESTORS, ABOUT THE LJSE. The main content area is divided into several sections:

- INDICES** (Oct 15, 2007): A table showing the change in various indices.

LJSE indices	Change %
SBI20	0.00% ▲
SBITOP	0.00% ▲
PIX	0.00% ▲
BIO	0.00% ▲
Customized indices	Change %
MP-EUSTX	-0.09% ▼
- PRIME MARKET SHARES on Oct 12, 2007**: A table showing the value, change, and turnover of prime market shares.

Symbol	Value (EUR)	Change in %	Turnover (000 EUR)
GRVG	46.73	1.59% ▲	682.76
IEKG	40.11	-0.55% ▼	102.52
KRKG	112.73	-0.14% ▼	1,617.80
LKPG	98.83	0.18% ▲	481.98
MELR	352.12	-0.83% ▼	790.15
MER	396.09	-0.70% ▼	48.72
PETG	949.34	2.15% ▲	2,541.38
TLSG	450.18	-0.49% ▼	442.53
- ABOUT THE LJSE**: Market capitalisation (EURm): 25,900; Turnover (EUR): 8,325,450; No of securities: 191.
- QUICK LINKS**: Daily price list, Data archives, List of members, LJSE Indices, Statistical data.
- SEARCH**: Search for web content, for securities, and Security Screener.
- SECOnet PUBLIC announcements**: A list of recent announcements from companies like MERKUR, LUKA KOPER, PETROL, and KRKA.
- WHAT'S NEW**: A list of news items, including the beginning of regulated block trading and shortlisted issuers for the Portal prize 2007.

At the bottom of the page, there is a banner for "INVEST IN SLOVENIA!" with a blue background and white text.

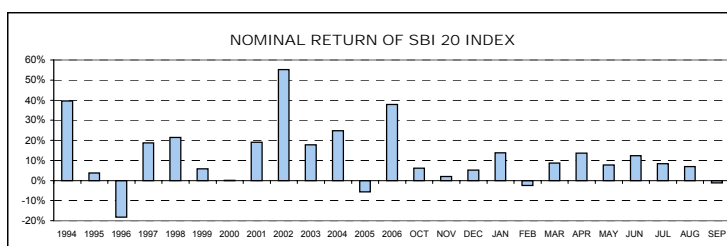
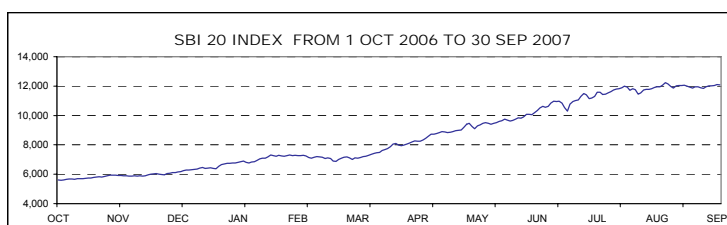
INDEX

	Page
A) STOCK EXCHANGE INDICES	1
A1) Values, yields and movements of Stock Exchange Indices	1
A2) Index compositions	3
B) NUMBER OF ISSUERS, TRADED SECURITIES AND MEMBERS	4
C) TURNOVER	5
C1) Monthly turnover by securities on official market	5
C2) Monthly turnover by securities on semi-official market	7
C3) Monthly turnover by securities on market maker trading segment	9
C4) Most traded securities - monthly	11
C5) Turnover by LJSE members - monthly	12
C6) Monthly turnover in 2006 and 2007	17
D) MARKET CAPITALISATION	20
D1) Market capitalisation of shares	21
D2) Market capitalisation of bonds	25
D3) Market capitalisation of investment funds	26
E) OTHER	27
E1) Indicators (shares on official market)	27
E2) Record values	28
E3) New listed securities and changes	29
F) LIST OF SECURITIES	31
F1) Official market	31
F2) Semi-official market	33

A) STOCK EXCHANGE INDICES

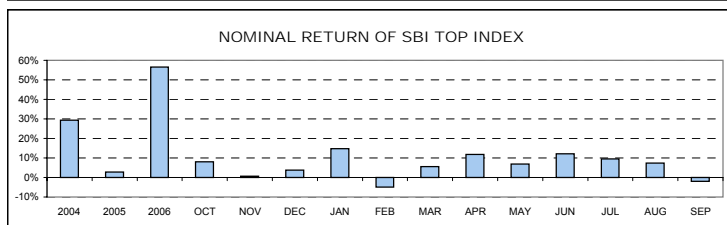
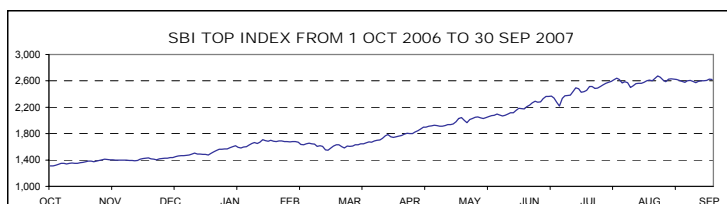
SBI 20 - SLOVENE STOCK EXCHANGE INDEX

Year	Max	Date	Min	Date	Close	Nominal return
1994	1,804.00	10 May 1994	1,015.92	6 Jan 1994	1,396.81	39.68%
1995	1,590.17	9 Nov 1995	1,016.99	13 July 1995	1,448.75	3.72%
1996	1,589.18	13 Mar 1996	891.93	10 Sept 1996	1,183.26	-18.33%
1997	1,655.36	10 Feb 1997	1,052.44	8 Jan 1997	1,404.70	18.71%
1998	2,026.47	10 Aug 1998	1,378.49	6 Jan 1998	1,705.77	21.43%
1999	1,981.87	19 Feb 1999	1,679.48	5 Jan 1999	1,806.26	5.89%
2000	1,903.66	24 Jan 2000	1,584.23	25 May 2000	1,807.94	0.09%
2001	2,159.35	19 Dec 2001	1,700.24	25 Apr 2001	2,151.59	19.01%
2002	3,547.64	8 Nov 2002	2,140.80	3 Jan 2002	3,340.20	55.24%
2003	4,034.53	5 Dec 2003	3,067.67	3 Jul 2003	3,931.64	17.71%
2004	4,935.29	15 Nov 2004	3,922.74	5 Jan 2004	4,904.48	24.74%
2005	5,131.61	1 Feb 2005	4,301.58	28 Sep 2005	4,630.10	-5.59%
2006	6,464.80	18 Dec 2006	4,427.22	29 Mar 2006	6,382.92	37.86%
First half-year 2007	10,632.67	28 Jun 2007	6,551.52	3 Jan 2007	10,561.34	65.46%
Year 2007	Max	Date	Min	Date	Close	Nominal return
January	7,317.95	30 Jan 2007	6,551.52	3 Jan 2007	7,258.09	13.71%
February	7,306.78	9 Feb 2007	7,077.89	28 Feb 2007	7,077.89	-2.48%
March	7,691.44	30 Mar 2007	6,871.51	6 Mar 2007	7,691.44	8.67%
April	8,734.54	30 Apr 2007	7,743.01	2 Apr 2007	8,734.54	13.56%
May	9,507.31	29 May 2007	8,774.42	3 May 2007	9,403.88	7.66%
June	10,632.67	28 Jun 2007	9,465.35	1 Jun 2007	10,561.34	12.31%
July	11,579.98	27 Jul 2007	10,287.52	11 Jul 2007	11,441.02	8.33%
August	12,242.01	31 Aug 2007	11,459.71	17 Aug 2007	12,242.01	7.00%
September	12,144.26	3 Sep 2007	11,851.20	20 Sep 2007	12,092.39	-1.22%



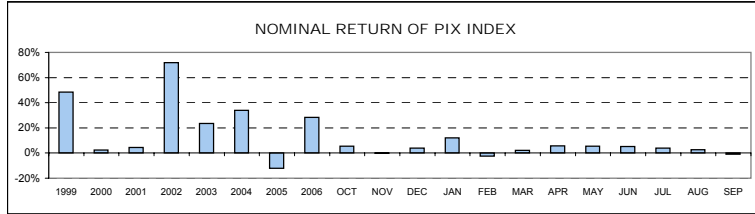
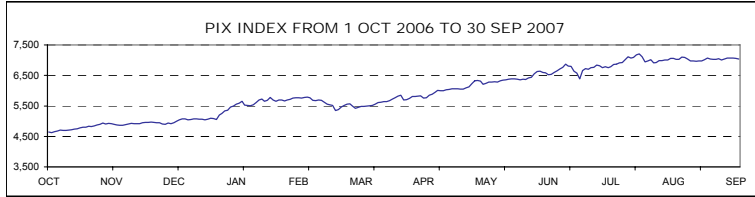
SBI TOP - SLOVENE BLUE-CHIP INDEX

Year	Max	Date	Min	Date	Close	Nominal return
2003	730.49	4 Dec 2003	534.14	8 Jul 2003	707.94	-
2004	946.60	25 Nov 2004	706.53	5 Jan 2004	915.40	29.30%
2005	960.74	8 Dec 2005	817.33	1 Jul 2005	941.02	2.80%
2006	1,506.88	18 Dec 2006	940.16	3 Jan 2006	1,473.33	56.57%
First half-year 2007	2,289.87	28 Jun 2007	1,501.26	3 Jan 2007	2,274.29	54.36%
Year 2007	Max	Date	Min	Date	Close	Nominal return
January	1,708.04	30 Jan 2007	1,501.26	3 Jan 2007	1,691.83	14.83%
February	1,698.81	2 Feb 2007	1,609.10	28 Feb 2007	1,609.10	-4.89%
March	1,698.59	30 Mar 2007	1,548.21	6 Mar 2007	1,698.59	5.56%
April	1,897.86	30 Apr 2007	1,705.87	2 Apr 2007	1,897.86	11.73%
May	2,051.48	29 May 2007	1,910.26	9 May 2007	2,028.79	6.90%
June	2,289.87	28 Jun 2007	2,044.99	1 Jun 2007	2,274.29	12.10%
July	2,515.14	26 Jul 2007	2,218.48	11 Jul 2007	2,491.38	9.55%
August	2,674.69	31 Aug 2007	2,502.25	17 Aug 2007	2,674.69	7.36%
September	2,654.52	3 Sep 2007	2,573.34	20 Sep 2007	2,623.68	-1.91%



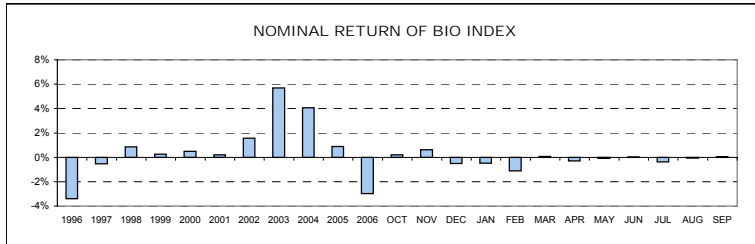
PIX - INVESTMENT FUNDS INDEX

Year	Max	Date	Min	Date	Close	Nominal return
1999	1,633.77	19 Oct 1999	965.15	29 Apr 1999	1,483.50	48.35%
2000	1,572.13	17 Jan 2000	1,097.07	25 May 2000	1,520.79	2.51%
2001	1,588.02	28 Dec 2001	1,328.44	23 May 2001	1,588.02	4.42%
2002	3,013.05	27 Nov 2002	1,551.00	3 Jan 2002	2,729.73	71.89%
2003	3,374.22	29 Dec 2003	2,558.26	12 Mar 2003	3,372.03	23.53%
2004	4,606.40	26 Nov 2004	3,367.18	5 Jan 2004	4,513.38	33.85%
2005	4,752.47	31 Jan 2005	3,893.96	22 Dec 2005	3,962.29	-12.21%
2006	5,099.52	22 Dec 2006	3,733.91	23 Mar 2006	5,084.12	28.31%
First half-year 2007	6,651.87	29 Jun 2007	5,054.97	3 Jan 2007	6,651.87	30.84%
Year 2007	Max	Date	Min	Date	Close	Nominal return
January	5,774.67	30 Jan 2007	5,054.97	3 Jan 2007	5,691.50	11.95%
February	5,787.29	19 Feb 2007	5,553.58	28 Feb 2007	5,553.58	-2.42%
March	5,670.39	30 Mar 2007	5,352.82	5 Mar 2007	5,670.39	2.10%
April	6,008.59	26 Apr 2007	5,697.22	10 Apr 2007	5,993.88	5.70%
May	6,333.87	21 May 2007	6,002.49	3 May 2007	6,324.04	5.51%
June	6,651.87	29 Jun 2007	6,346.48	1 Jun 2007	6,651.87	5.18%
July	6,909.14	31 Jul 2007	6,389.36	11 Jul 2007	6,909.14	3.87%
August	7,207.18	9 Aug 2007	6,910.70	17 Aug 2007	7,097.54	2.73%
September	7,087.60	3 Sep 2007	6,966.83	7 Sep 2007	7,034.87	-0.88%



BIO - STOCK EXCHANGE BOND INDEX

Year	Max	Date	Min	Date	Close	Nominal return
1995	113.52	14 Dec 1995	100.46	5 July 1995	111.68	n.a
1996	111.96	8 Jan 1996	106.61	28 June 1996	107.89	-3.99%
1997	110.97	8 Apr 1997	104.90	29 Jan 1997	107.31	-0.54%
1998	108.22	30 Dec 1998	101.68	25 May 1998	108.22	0.85%
1999	110.52	4 Feb 1999	104.53	16 Aug 1999	108.50	0.26%
2000	109.63	15 Dec 2000	103.96	9 June 2000	109.03	0.49%
2001	110.08	17 Sept 2001	107.81	21 Mar 2001	109.25	0.20%
2002	111.06	27 Dec 2002	107.17	12 Mar 2002	110.96	1.56%
2003	118.14	21 Nov 2003	110.20	24 Jan 2003	117.27	5.69%
2004	122.27	27 Dec 2004	116.28	14 Jan 2004	122.04	4.07%
2005	123.41	7 Oct 2005	120.63	20 Jan 2005	123.11	0.88%
2006	122.78	3 Jan 2006	117.58	7 Jul 2006	119.44	-2.98%
First half-year 2007	119.95	9 Jan 2007	116.95	30 May 2007	117.19	-1.88%
Year 2007	Max	Date	Min	Date	Close	Nominal return
January	119.95	9 Jan 2007	118.52	16 Jan 2007	118.87	-0.48%
February	118.85	1 Feb 2007	117.54	28 Feb 2007	117.54	-1.12%
March	118.36	21 Mar 2007	117.56	1 Mar 2007	117.63	0.08%
April	117.61	4 Apr 2007	117.20	17 Apr 2007	117.28	-0.30%
May	117.38	18 May 2007	116.95	30 May 2007	117.18	-0.09%
June	117.40	11 Jun 2007	117.00	14 Jun 2007	117.19	0.01%
July	117.14	20 Jul 2007	116.39	17 Jul 2007	116.76	-0.37%
August	116.79	3 Aug 2007	116.16	27 Aug 2007	116.70	-0.05%
September	116.74	11 Sep 2007	116.43	17 Sep 2007	116.74	0.03%



A2) INDEX COMPOSITIONS

COMPOSITION OF SLOVENE STOCK EXCHANGE INDEX - SBI 20 ON 30 SEP 2007

Issuer	Trading code	Adjusted number of shares	Base value in EUR	Adjusted share	Sector	Market capitalisation (free float) of index on 30 Sep 2007	Sector share
KRKA	KRKG	6,061,167	16.25	15.00%	pharmaceuticals	700,913,352	12.08%
PETROL	PETG	954,981	120.41	15.00%	oil and gas	942,394,350	16.24%
TELEKOM SLOVENIJE	TLSG	1,455,865	292.70	15.00%	telecommunication	679,787,044	11.71%
MERCATOR	MELR	1,437,573	24.46	9.76%	trade	531,902,010	13.92%
LUKA KOPER	LKPG	4,138,622	12.50	7.52%	transport	432,651,544	13.14%
GORENJE	GRVG	7,943,079	10.23	6.97%	household appliances	383,889,008	6.61%
SAVA	SAVA	935,953	83.57	6.57%	industrial conglomerates	514,306,174	15.40%
PIVOVARNA LAŠKO	PILR	4,292,065	27.19	5.53%	food and beverages	415,343,130	8.40%
ISTRABENZ	ITBG	2,683,921	14.61	3.89%	industrial conglomerates	379,747,982	
INTEREUROPA	IEKG	4,747,177	21.69	3.77%	transport	207,071,861	
MERKUR	MER	512,488	94.79	3.38%	trade	209,202,726	
HELIOS, DOMŽALE	HDOG	88,811	795.68	3.22%	chemical products	145,117,174	2.50%
AERODROM LJUBLJANA	AELG	898,446	47.93	1.65%	transport	122,718,739	
LESNINA	MILG	30,487	1,751.61	1.57%	trade	67,071,400	
ŽITO	ZTOG	185,313	213.00	1.16%	food and beverages	72,242,420	
Market capitalisation of index						5,804,358,915	
Share of market capitalisation of shares in index							29.73%

COMPOSITION OF SLOVENE BLUE-CHIP INDEX - SBI TOP ON 30 SEP 2007

Issuer	Trading code	Adjusted number of shares	Base value in EUR	Adjusted share	Sector	Market capitalisation (free float) of index on 30 Sep 2007	Sector share
KRKA	KRKG	14,841,679	16.25	30.00%	pharmaceuticals	1,716,291,760	24.96%
PETROL	PETG	1,469,875	120.41	18.86%	oil and gas	1,450,502,048	21.10%
TELEKOM SLOVENIJE	TLSG	1,806,046	292.70	15.20%	telecommunication	843,297,059	12.27%
MERCATOR	MELR	1,437,573	24.46	7.97%	trade	531,902,010	7.74%
LUKA KOPER	LKPG	4,138,622	61.67	6.14%	transport	432,651,544	9.31%
GORENJE	GRVG	7,943,079	10.23	5.69%	household appliances	383,889,008	5.58%
SAVA	SAVA	935,953	238.29	5.36%	industrial conglomerates	514,306,174	13.00%
PIVOVARNA LAŠKO	PILR	4,292,065	27.19	4.51%	food and beverages	415,343,130	6.04%
ISTRABENZ	ITBG	2,683,921	49.22	3.18%	industrial conglomerates	379,747,982	
INTEREUROPA	IEKG	4,747,177	26.98	3.08%	transport	207,071,861	
Market capitalisation of index						6,875,002,574	
Share of market capitalisation of shares in index							35.21%

COMPOSITION OF INVESTMENT FUNDS INDEX - PIX ON 30 SEP 2007

Issuer	Trading code	Adjusted number of shares	Base value in EUR	Adjusted share	Market capitalisation of index on 30 Sep 2007
NFD 1 DELNIŠKI INVESTICIJSKI SKLAD	NF1N	19,663,233	0.153	15.00%	55,843,582
MAKSIMA ID	MAIR	2,996,444	7.27	15.00%	45,486,020
KD ID	KDIR	3,679,991	2.69	15.00%	55,163,065
INFOND ID	IFIR	3,343,748	7.39	15.00%	45,174,035
KRONA SENIOR ID	SNOG	4,249,795	7.00	15.00%	49,297,622
ZVON ENA ID	ZVIR	2,277,577	10.53	13.45%	47,851,893
INFOND ID 1	IFDR	4,956,471	5.14	11.55%	34,992,685
Market capitalisation of index					333,808,902
Share of market capitalisation (inv.funds) in index					33.72%

COMPOSITION OF STOCK EXCHANGE BOND INDEX - BIO ON 30 SEP 2007

Bonds	Trading code	Base value	Share
SLOVENSKA ODŠKODNINSKA DRUŽBA 2 nd ISSUE	SOS2E	104.03	50.00%
REPUBLIKA SLOVENIJA 39 th ISSUE	RS39	99.07	28.21%
REPUBLIKA SLOVENIJA 58 th ISSUE	RS58	99.50	11.08%
REPUBLIKA SLOVENIJA 61 st ISSUE	RS61	97.40	6.11%
REPUBLIKA SLOVENIJA 38 th ISSUE	RS38	118.39	4.59%

B) NUMBER OF ISSUERS, TRADED SECURITIES AND MEMBERS

	30 Sep 2006	31 Dec 2006	31 Aug 2007	30 Sep 2007
NUMBER OF ISSUERS	135	130	123	123
Official market	35	39	38	38
Prime market shares	7	8	8	8
Shares	19	20	18	18
Bonds	8	11	12	12
Mutual funds	1	2	2	2
Semi-official market	105	90	85	85
Shares	79	72	65	65
Bonds	19	12	11	11
Investment companies	8	7	7	7
Short term securities	1	1	1	1
	30 Sep 2006	31 Dec 2006	31 Aug 2007	30 Sep 2007
NUMBER OF SECURITIES	210	205	192	191
Official market	84	103	98	98
Prime market shares	7	8	8	8
Shares	19	20	18	18
Bonds	57	72	69	69
Mutual funds	1	3	3	3
Semi-official market	126	102	94	93
Shares	81	74	67	67
Bonds	37	21	20	19
Investment companies	8	7	7	7
Short term securities	12	10	5	4
	30 Sep 2006	31 Dec 2006	31 Aug 2007	30 Sep 2007
NUMBER OF MEMBERS	24	24	24	24

C) TURNOVER

C1) TURNOVER BY SECURITIES ON OFFICIAL MARKET IN SEPTEMBER 2007

1. Shares

Issue	Total (block trades excluded) (in EUR)	Block trades (in EUR)	Cross trades (in EUR)	Share in total turnover (block trades excluded) on official market	Share in turnover (block trades excluded) of shares	Volume in pieces (block trades excluded)	Number of bargains (block trades excluded)
Total shares	146,310,235	97,714,524	10,046,602	98.06%	100.00%	1,191,408	14,408
Common shares	146,298,520	97,714,524	10,046,602	98.06%	99.99%	1,191,138	14,402
PRIME MARKET SHARES	119,395,007	92,556,462	8,834,653	80.02%	81.60%	988,560	10,551
1 KRKA	37,214,581	5,420,842	3,983,936	24.94%	25.44%	321,071	4,447
2 PETROL	21,670,248	4,890,857	1,143,096	14.52%	14.81%	21,954	924
3 GORENJE	17,944,172	3,206,642	382,295	12.03%	12.26%	370,872	1,237
4 TELEKOM SLOVENIJE	14,343,829	0	1,127,340	9.61%	9.80%	31,011	1,047
5 MERCATOR	12,679,182	76,667,297	688,633	8.50%	8.67%	33,646	853
6 LUKA KOPER	8,959,179	1,778,837	1,062,484	6.00%	6.12%	86,086	1,009
7 INTEREUROPA	5,181,006	591,987	241,491	3.47%	3.54%	120,513	778
8 MERKUR	1,402,810	0	205,378	0.94%	0.96%	3,407	256
SHARES	26,903,513	5,158,062	1,211,949	18.03%	18.39%	202,578	3,851
1 AERODROM LJUBLJANA	7,668,996	0	373,996	5.14%	5.24%	60,610	1,306
2 ISTRABENZ	5,541,988	2,188,215	268,845	3.71%	3.79%	41,282	704
3 SAVA	4,288,513	483,664	185,969	2.87%	2.93%	8,244	544
4 PIVOVARNA LAŠKO	3,183,959	0	81,262	2.13%	2.18%	33,012	566
5 ACH	2,782,760	0	0	1.87%	1.90%	44,231	194
6 ŽITO	1,708,925	2,486,183	129,995	1.15%	1.17%	4,372	203
7 ETOL	700,446	0	826	0.47%	0.48%	3,439	170
8 SALUS, LJUBLJANA	688,794	0	147,144	0.46%	0.47%	800	46
9 ISKRA AVTOELEKTRIKA	149,625	0	3,248	0.10%	0.10%	2,680	40
10 TERME ČATEŽ	128,970	0	13,725	0.09%	0.09%	426	31
11 DELO PRODAJA	34,694	0	1,215	0.02%	0.02%	1,403	14
12 GEODETSKI ZAVOD SLOVENIJE	11,540	0	5,540	0.01%	0.01%	577	4
13 COMET	8,552	0	140	0.01%	0.01%	628	16
14 MLINOTEST	5,013	0	6	0.00%	0.00%	843	8
15 KOMPAS MTS	688	0	0	0.00%	0.00%	27	3
16 NIKA	50	0	38	0.00%	0.00%	4	2
17 EMONA OBALA	0	0	0	0.00%	0.00%	0	0
Preferred shares	11,715	0	0	0.01%	0.01%	270	6
1 PROBANKA	11,715	0	0	0.01%	0.01%	270	6

2. Bonds

Issue	Total (block trades excluded) (in EUR)	Block trades (in EUR)	Cross trades (in EUR)	Share in total turnover (block trades excluded) on official market	Share in turnover (block trades excluded) of bonds	Volume in pieces (block trades excluded)	Number of bargains (block trades excluded)
Total bonds	1,318,049	4,253,833	324,069	0.88%	100.00%	88,750	201
1 REPUBLIKA SLOVENIJA 50 th ISSUE	710,615	1,395,483	195,078	0.48%	53.91%	7,081	10
2 REPUBLIKA SLOVENIJA 21 st ISSUE	153,188	0	3,228	0.10%	11.62%	5,217	12
3 REPUBLIKA SLOVENIJA 39 th ISSUE	78,563	529,165	8,115	0.05%	5.96%	71,340	109
4 REPUBLIKA SLOVENIJA 53 rd ISSUE	68,740	0	30,600	0.05%	5.22%	680	5
5 REPUBLIKA SLOVENIJA 38 th ISSUE	60,228	0	6,154	0.04%	4.57%	571	6
6 REPUBLIKA SLOVENIJA 54 th ISSUE	52,871	0	7,408	0.04%	4.01%	1,163	4
7 REPUBLIKA SLOVENIJA 29 th ISSUE	41,967	0	0	0.03%	3.18%	412	6
8 REPUBLIKA SLOVENIJA 26 th ISSUE	41,820	0	25,500	0.03%	3.17%	410	11
9 ABANKA VIPA 7 th ISSUE	20,423	0	8,505	0.01%	1.55%	202	2
10 REPUBLIKA SLOVENIJA 32 nd ISSUE	19,000	0	0	0.01%	1.44%	190	1
11 STANOVANJSKI SKLAD RS 2 nd ISSUE	11,141	0	11,141	0.01%	0.85%	118	3
12 REPUBLIKA SLOVENIJA 58 th ISSUE	8,577	0	826	0.01%	0.65%	208	5
13 REPUBLIKA SLOVENIJA 61 st ISSUE	7,858	0	3,252	0.01%	0.60%	197	4
14 STANOVANJSKI SKLAD RS 1 st ISSUE	6,133	0	6,133	0.00%	0.47%	376	1
15 STANOVANJSKI SKLAD RS 3 rd ISSUE	5,938	0	5,938	0.00%	0.45%	29	1
16 REPUBLIKA SLOVENIJA 57 th ISSUE	4,721	0	4,721	0.00%	0.36%	112	1
17 REPUBLIKA SLOVENIJA 56 th ISSUE	4,152	0	0	0.00%	0.32%	100	2
18 REPUBLIKA SLOVENIJA 60 th ISSUE	4,090	0	0	0.00%	0.31%	100	1
19 REPUBLIKA SLOVENIJA 52 nd ISSUE	3,388	0	0	0.00%	0.26%	80	1
20 REPUBLIKA SLOVENIJA 48 th ISSUE	2,780	0	1,600	0.00%	0.21%	28	3
21 NLB 10 th ISSUE	2,086	0	2,086	0.00%	0.16%	5	1
22 REPUBLIKA SLOVENIJA 49 th ISSUE	1,919	0	0	0.00%	0.15%	5	1
23 REPUBLIKA SLOVENIJA 18 th ISSUE	1,800	0	0	0.00%	0.14%	18	2
24 REPUBLIKA SLOVENIJA 59 th ISSUE	1,627	0	488	0.00%	0.12%	40	2
25 HOTELI BERNARDIN	1,510	0	1,510	0.00%	0.11%	9	1
26 REPUBLIKA SLOVENIJA 23 rd ISSUE	1,128	0	0	0.00%	0.09%	11	3
27 BANKA VIPA 5 th ISSUE	983	0	983	0.00%	0.07%	39	2
28 BANKA VIPA 7 th ISSUE	803	0	803	0.00%	0.06%	9	1
29 BANKA CELJE 8 th ISSUE	0	0	0	0.00%	0.00%	0	0
30 BANKA CELJE 9 th ISSUE	0	0	0	0.00%	0.00%	0	0
31 POŠTNA BANKA SLOVENIJE 5 th ISSUE	0	0	0	0.00%	0.00%	0	0
32 PROBANKA 7 th ISSUE	0	997,985	0	0.00%	0.00%	0	0
33 ABANKA VIPA 10 th ISSUE	0	0	0	0.00%	0.00%	0	0
34 REPUBLIKA SLOVENIJA 44 th ISSUE	0	0	0	0.00%	0.00%	0	0
35 PROBANKA 4 th ISSUE	0	0	0	0.00%	0.00%	0	0
36 NLB 17 th ISSUE	0	0	0	0.00%	0.00%	0	0
37 FACTOR BANKA 14 th ISSUE	0	383,200	0	0.00%	0.00%	0	0
38 POŠTNA BANKA SLOVENIJE 7 th ISSUE	0	0	0	0.00%	0.00%	0	0
39 NLB 20 th ISSUE	0	0	0	0.00%	0.00%	0	0
40 POŠTNA BANKA SLOVENIJE 6 th ISSUE	0	0	0	0.00%	0.00%	0	0
41 REPUBLIKA SLOVENIJA 33 rd ISSUE	0	0	0	0.00%	0.00%	0	0
42 NLB 19 th ISSUE	0	0	0	0.00%	0.00%	0	0
43 ABANKA 6 th ISSUE	0	0	0	0.00%	0.00%	0	0
44 BANKA VIPA 6 th ISSUE	0	0	0	0.00%	0.00%	0	0
45 NLB 11 th ISSUE	0	0	0	0.00%	0.00%	0	0
46 BANKA CELJE 7 th ISSUE	0	0	0	0.00%	0.00%	0	0
47 FACTOR BANKA 15 th ISSUE	0	0	0	0.00%	0.00%	0	0
48 ABANKA VIPA 9 th ISSUE	0	0	0	0.00%	0.00%	0	0
49 ABANKA VIPA 8 th ISSUE	0	0	0	0.00%	0.00%	0	0
50 NLB 12 th ISSUE	0	0	0	0.00%	0.00%	0	0
51 ABANKA VIPA 11 th ISSUE	0	0	0	0.00%	0.00%	0	0
52 NLB 13 th ISSUE	0	0	0	0.00%	0.00%	0	0
53 NLB 16 th ISSUE	0	0	0	0.00%	0.00%	0	0
54 BTC 1 st ISSUE	0	0	0	0.00%	0.00%	0	0
55 POSLOVNI SISTEM MERCATOR	0	0	0	0.00%	0.00%	0	0
56 NLB 22 nd ISSUE	0	0	0	0.00%	0.00%	0	0
57 NOVA KBM 7 th ISSUE	0	0	0	0.00%	0.00%	0	0
58 PROBANKA 8 th ISSUE	0	948,000	0	0.00%	0.00%	0	0
59 NOVA KBM 5 th ISSUE	0	0	0	0.00%	0.00%	0	0
60 BANKA CELJE 10 th ISSUE	0	0	0	0.00%	0.00%	0	0
61 NLB 15 th ISSUE	0	0	0	0.00%	0.00%	0	0
62 NLB 14 th ISSUE	0	0	0	0.00%	0.00%	0	0
63 BANKA CELJE 6 th ISSUE A SERIES	0	0	0	0.00%	0.00%	0	0
64 NLB 21 st ISSUE	0	0	0	0.00%	0.00%	0	0
65 NLB 18 th ISSUE	0	0	0	0.00%	0.00%	0	0
66 REPUBLIKA SLOVENIJA 62 nd ISSUE	0	0	0	0.00%	0.00%	0	0
67 PROBANKA 6 th ISSUE	0	0	0	0.00%	0.00%	0	0
68 NOVA KBM 8 th ISSUE	0	0	0	0.00%	0.00%	0	0
69 ABANKA VIPA 13 th ISSUE	0	0	0	0.00%	0.00%	0	0
70 ABANKA VIPA 12 th ISSUE	0	0	0	0.00%	0.00%	0	0
Total official market (shares and bonds)	147,628,284	101,968,357	10,370,671	98.95%	-	1,280,158	14,609

3. Mutual funds

Issue	Total (block trades excluded) (in EUR)	Block trades (in EUR)	Cross trades (in EUR)	Share in total turnover (block trades excluded) on official market	Share in turnover (block trades excluded) of mutual funds	Volume in pieces (block trades excluded)	Number of bargains (block trades excluded)
Total mutual funds	1,569,264	0	264,224	1.05%	100.00%	437,423	654
1 MP-BALKAN.SI	1,142,237	0	220,218	0.77%	72.79%	13,102	379
2 PROBANKA GLOBALNI NALOŽBENI SKLAD	373,139	0	25,400	0.25%	23.78%	416,693	226
3 MP-EUROSTOCK.SI	53,888	0	18,606	0.04%	3.43%	7,628	49
Total official market	149,197,548	101,968,357	10,634,895	100.00%	-	1,717,581	15,263

C2) TURNOVER BY SECURITIES ON SEMI-OFFICIAL MARKET IN SEPTEMBER 2007

1. Shares (1)

Issue	Total (block trades excluded) (in EUR)	Block trades (in EUR)	Cross trades (in EUR)	Share in total turnover (block trades excluded) on semi-official market	Share in turnover (block trades excluded) of shares	Volume in pieces (block trades excluded)	Number of bargains (block trades excluded)
Total shares	9,100,865	12,500,466	1,341,735	43.05%	100.00%	992,713	4,518
Total common shares	8,524,490	12,500,466	794,899	40.33%	93.67%	983,178	4,458
1 NFD HOLDING	1,614,078	9,999,996	166,653	7.64%	17.74%	177,108	1,327
2 HELIOS, DOMŽALE	1,234,549	861,565	0	5.84%	13.57%	766	65
3 ZVON DVA HOLDING	984,475	0	10,401	4.66%	10.82%	280,280	304
4 TRIGLAV NALOŽBE	772,968	0	31,418	3.66%	8.49%	245,619	366
5 LESNINA	481,707	0	120,200	2.28%	5.29%	212	34
6 KD HOLDING	397,966	496,180	179,804	1.88%	4.37%	3,275	230
7 INFOND HOLDING	376,715	0	11,742	1.78%	4.14%	42,759	287
8 PLAMA - PUR	364,103	0	345	1.72%	4.00%	15,856	70
9 VELANA	339,660	0	18,704	1.61%	3.73%	24,761	103
10 ZVON ENA HOLDING	338,723	700,000	36,553	1.60%	3.72%	21,573	229
11 MAKSIMA INVEST	256,499	0	13,774	1.21%	2.82%	31,690	190
12 LIP BLEJ	146,287	0	3,406	0.69%	1.61%	12,092	23
13 ETRA 33	127,445	0	2,160	0.60%	1.40%	239	15
14 SLOVENIJALES	114,723	0	8,110	0.54%	1.26%	1,114	31
15 TEKSTINA	99,643	0	41,527	0.47%	1.09%	42,493	85
16 MARINA PORTOROŽ	75,768	0	0	0.36%	0.83%	902	8
17 CINKARNA CELJE	71,610	0	14,583	0.34%	0.79%	455	28
18 TOSAMA	63,839	0	28,706	0.30%	0.70%	887	21
19 MEDVEŠEK PUŠNIK	62,774	0	6,400	0.30%	0.69%	163	7
20 MAKSIMA HOLDING	59,647	0	3,433	0.28%	0.66%	10,136	224
21 ZLATA MONETA II	53,371	0	7,889	0.25%	0.59%	16,431	95
22 AKTIVA NALOŽBE	50,314	0	3,579	0.24%	0.55%	10,044	90
23 JUTEKS	50,237	0	2,249	0.24%	0.55%	331	25
24 JAVOR PIVKA	48,713	0	2,723	0.23%	0.54%	6,495	28
25 TERME DOBRNA	42,064	0	39,616	0.20%	0.46%	5,408	4
26 MELAMIN	40,532	0	11,902	0.19%	0.45%	1,103	9
27 BELINKA	40,118	442,725	0	0.19%	0.44%	1,110	16
28 VIPA HOLDING	27,279	0	4,100	0.13%	0.30%	4,708	49
29 CENTER NALOŽBE	25,080	0	852	0.12%	0.28%	4,025	180
30 DZS	21,283	0	562	0.10%	0.23%	716	11
31 MODRA LINIJA HOLDING	17,519	0	6,451	0.08%	0.19%	2,365	48
32 VIZIJA HOLDING	16,619	0	0	0.08%	0.18%	3,142	38
33 HRAM HOLDING	15,204	0	1,851	0.07%	0.17%	4,326	31
34 MERCATA	13,778	0	2,092	0.07%	0.15%	2,702	44
35 VIZIJA HOLDING ENA	13,505	0	16	0.06%	0.15%	2,575	34
36 ALPOS	11,378	0	7,513	0.05%	0.13%	215	21
37 KD GROUP	10,870	0	0	0.05%	0.12%	13	4
38 GRAND HOTEL UNION	8,936	0	0	0.04%	0.10%	550	8
39 CETIS	6,840	0	2,714	0.03%	0.08%	59	8
40 ŽELEZARNA RAVNE - MONTER DRAVOGRAD	4,999	0	475	0.02%	0.05%	306	3
41 KRONA HOLDING	4,213	0	852	0.02%	0.05%	1,325	24
42 ALPETOUR POTOVALNA AGENCIJA	3,667	0	1,541	0.02%	0.04%	155	3
43 NIKO	3,101	0	0	0.01%	0.03%	10	1
44 GORENJSKI TISK	2,931	0	0	0.01%	0.03%	189	1
45 TRDNJAVA HOLDING	2,391	0	0	0.01%	0.03%	1,222	13
46 JADRAN	1,540	0	0	0.01%	0.02%	70	1
47 ZDRAVILIŠČE ROGAŠKA	1,180	0	0	0.01%	0.01%	265	3
48 LIZ INŽENIRING	1,131	0	0	0.01%	0.01%	134	3
49 TRDNJAVA I HOLDING	1,105	0	0	0.01%	0.01%	586	7
50 MKT PRINT	742	0	0	0.00%	0.01%	53	1

1. Shares (2)

Issue	trades	(in EUR)	(in EUR)	turnover (block)	turnover	pieces	bargains
51 ELMO	251	0	3	0.00%	0.00%	81	2
52 GEA	202	0	0	0.00%	0.00%	45	3
53 INLES	148	0	0	0.00%	0.00%	38	2
54 HIDROTEHNIK	70	0	0	0.00%	0.00%	1	1
55 INTERTRADE ITA	0	0	0	0.00%	0.00%	0	0
56 M1	0	0	0	0.00%	0.00%	0	0
57 NAMA	0	0	0	0.00%	0.00%	0	0
58 FOND INVEST	0	0	0	0.00%	0.00%	0	0
59 JELEN GOSTINSKO PODJETJE	0	0	0	0.00%	0.00%	0	0
60 GORIŠKE OPEKARNE	0	0	0	0.00%	0.00%	0	0
61 TOVARNA SLADKORJA ORMOŽ	0	0	0	0.00%	0.00%	0	0
62 MIP	0	0	0	0.00%	0.00%	0	0
63 SWATY	0	0	0	0.00%	0.00%	0	0
64 KOŠAKI TMI	0	0	0	0.00%	0.00%	0	0
Preferred shares	576,375	0	546,836	2.73%	6.33%	9,535	60
1 PRVA POKOJNINSKA DRUŽBA	546,060	0	546,060	2.58%	6.00%	9,101	1
2 KD HOLDING	30,315	0	776	0.14%	0.33%	434	59
3 ZDRAVILIŠČE ROGAŠKA	0	0	0	0.00%	0.00%	0	0

2. Bonds

Issue	Total (block trades excluded) (in EUR)	Block trades (in EUR)	Cross trades (in EUR)	Share in total turnover (block trades excluded) on semi-official market	Share in turnover (block trades excluded) of bonds	Volume in pieces (block trades excluded)	Number of bargains (block trades excluded)
Total bonds	5,472,339	3,047,774	1,765,724	25.89%	100.00%	115,046	292
1 SLOVENSKA ODŠKODNINSKA DRUŽBA 2 nd ISSUE	5,406,576	3,047,774	1,765,724	25.58%	98.80%	114,386	290
2 KD HOLDING 2 nd ISSUE	36,038	0	0	0.17%	0.66%	370	1
3 KD HOLDING 1 st ISSUE	29,725	0	0	0.14%	0.54%	290	1
4 ZAVAROVALNICA TRIGLAV 1 st ISSUE	0	0	0	0.00%	0.00%	0	0
5 FACTOR BANKA 13 th ISSUE	0	0	0	0.00%	0.00%	0	0
6 DARS 2 nd ISSUE	0	0	0	0.00%	0.00%	0	0
7 FACTOR BANKA 9 th ISSUE	0	0	0	0.00%	0.00%	0	0
8 FACTOR BANKA 11 th ISSUE	0	0	0	0.00%	0.00%	0	0
9 DEOS 1 st ISSUE	0	0	0	0.00%	0.00%	0	0
10 FACTOR BANKA 12 th ISSUE	0	0	0	0.00%	0.00%	0	0
11 FACTOR BANKA 10 th ISSUE	0	0	0	0.00%	0.00%	0	0
12 DARS	0	0	0	0.00%	0.00%	0	0
13 FMR	0	0	0	0.00%	0.00%	0	0
14 POTEZA NALOŽBE	0	0	0	0.00%	0.00%	0	0
15 CIMOS 1 st ISSUE	0	0	0	0.00%	0.00%	0	0
16 DARS 3 rd ISSUE	0	0	0	0.00%	0.00%	0	0
17 FACTOR BANKA 8 th ISSUE	0	0	0	0.00%	0.00%	0	0
18 SIP STROJNA INDUSTRIJA 1 st ISSUE B SERIES	0	0	0	0.00%	0.00%	0	0
19 BANKA ZASAVJE 3 rd ISSUE	0	0	0	0.00%	0.00%	0	0
20 FACTOR BANKA 6 th ISSUE	0	0	0	0.00%	0.00%	0	0
Total semi-official market (shares and bonds)	14,573,204	15,548,240	3,107,459	68.94%	-	1,107,759	4,810

3. Investment companies

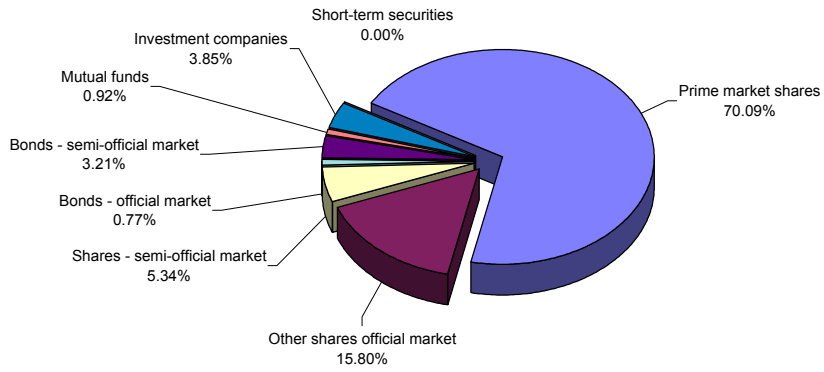
Issue	Total (block trades excluded) (in EUR)	Block trades (in EUR)	Cross trades (in EUR)	Share in total turnover (block trades excluded) on semi-official market	Share in turnover (block trades excluded) of investment companies	Volume in pieces (block trades excluded)	Number of bargains (block trades excluded)
Total investment companies	6,566,040	0	362,588	31.06%	100.00%	1,210,451	2,467
1 NFD 1 DELNIŠKI INVESTICIJSKI SKLAD	2,607,126	0	72,106	12.33%	39.71%	918,921	743
2 INFOND ID	1,328,430	0	45,492	6.28%	20.23%	99,645	352
3 MAKSIMA ID	1,017,357	0	86,889	4.81%	15.49%	67,230	371
4 KD ID	782,821	0	54,573	3.70%	11.92%	49,814	362
5 KRONA SENIOR ID	366,055	0	73,856	1.73%	5.57%	32,182	146
6 ZVON ENA ID	252,433	0	23,382	1.19%	3.84%	12,144	259
7 INFOND ID 1	211,818	0	6,290	1.00%	3.23%	30,515	234
Short-term securities	0	0	0	0.00%	-	0	0
Total semi-official market	21,139,244	15,548,240	3,470,047	100.00%	-	2,318,210	7,277
Total turnover on BTS system	170,336,792	117,516,597	14,104,942	-	-	4,035,791	22,540

C3) TURNOVER BY SECURITIES ON MARKET MAKER TRADING SEGMENT* IN SEPTEMBER 2007

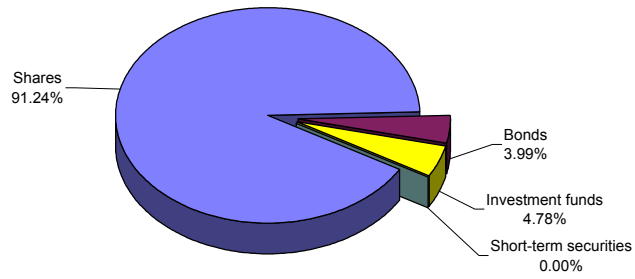
Issue	Total (in EUR)	Share in turnover on market maker segment of individual type of securities	Share in turnover on market maker segment	Volume in pieces	Number of bargains
Total bonds	1,034,403	100.00%	15.36%	25,250	2
1 REPUBLIKA SLOVENIJA 59 th ISSUE	817,073	78.99%	12.13%	20,000	1
2 REPUBLIKA SLOVENIJA 58 th ISSUE	217,330	21.01%	3.23%	5,250	1
3 REPUBLIKA SLOVENIJA 52 nd ISSUE	0	0.00%	0.00%	0	0
4 REPUBLIKA SLOVENIJA 54 th ISSUE	0	0.00%	0.00%	0	0
5 REPUBLIKA SLOVENIJA 56 th ISSUE	0	0.00%	0.00%	0	0
6 REPUBLIKA SLOVENIJA 57 th ISSUE	0	0.00%	0.00%	0	0
7 REPUBLIKA SLOVENIJA 60 th ISSUE	0	0.00%	0.00%	0	0
8 REPUBLIKA SLOVENIJA 61 st ISSUE	0	0.00%	0.00%	0	0
9 REPUBLIKA SLOVENIJA 62 nd ISSUE	0	0.00%	0.00%	0	0
Total treasury bills	5,700,560	100.00%	84.64%	17,235	11
1 THREE-MONTH TREASURY BILLS 109 th ISSUE	1,658,778	29.10%	24.63%	1,675	2
2 SIX-MONTH TREASURY BILLS 46 th ISSUE	1,306,704	22.92%	19.40%	1,310	2
3 SIX-MONTH TREASURY BILLS 47 th ISSUE	1,191,473	20.90%	17.69%	1,200	2
4 THREE-MONTH TREASURY BILLS 108 th ISSUE	1,046,671	18.36%	15.54%	1,050	4
5 TWELVE-MONTH TREASURY BILLS 40 th ISSUE	496,934	8.72%	7.38%	12,000	1
6 TWELVE-MONTH TREASURY BILLS 39 th ISSUE	0	0.00%	0.00%	0	0
Total market maker trading segment*	6,734,963	-	100.00%	42,485	13

*special segment for trading in securities by Republic of Slovenia.

Structure of turnover by securities in September 2007



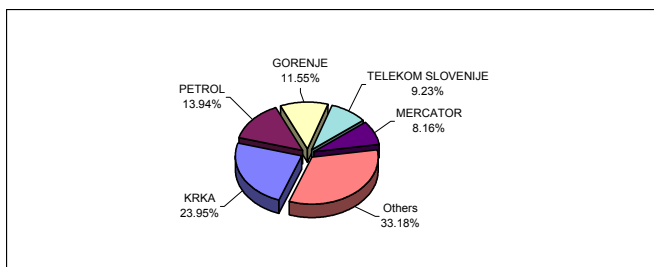
Structure of turnover by securities - all markets - September 2007



C4) MOST TRADED SECURITIES IN SEPTEMBER 2007

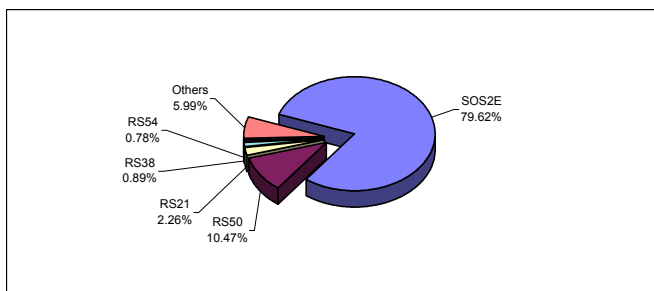
MOST TRADED SHARES

Issuer	Turnover (in 000 EUR) - order book trades only	Market capitalisation as of 30 Sep 2007 (in EURm)	Number of bargains - order book trades only
KRKA	37,215	4,097	4,447
PETROL	21,670	2,059	924
GORENJE	17,944	590	1,237
TELEKOM SLOVENIJE	14,344	3,052	1,047
MERCATOR	12,679	1,393	853
Others	51,559	8,335	10,418
Total	155,411	19,525	18,926



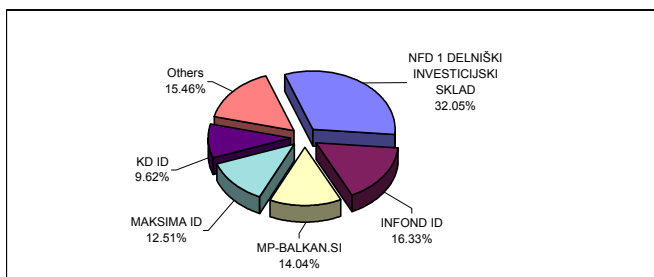
MOST TRADED BONDS

Issuer	Turnover (in 000 EUR) - order book trades only	Market capitalisation as of 30 Sep 2007 (in EURm)	Number of bargains - order book trades only
SLOVENSKA ODŠKODNINSKA DRUŽBA 2 nd ISSUE	5,407	641	290
REPUBLIKA SLOVENIJA 50 th ISSUE	711	57	10
REPUBLIKA SLOVENIJA 21 st ISSUE	153	32	12
REPUBLIKA SLOVENIJA 38 th ISSUE	60	86	6
REPUBLIKA SLOVENIJA 54 th ISSUE	53	136	4
Others	407	4,953	171
Total	6,790	5,906	493



MOST TRADED INVESTMENT FUNDS

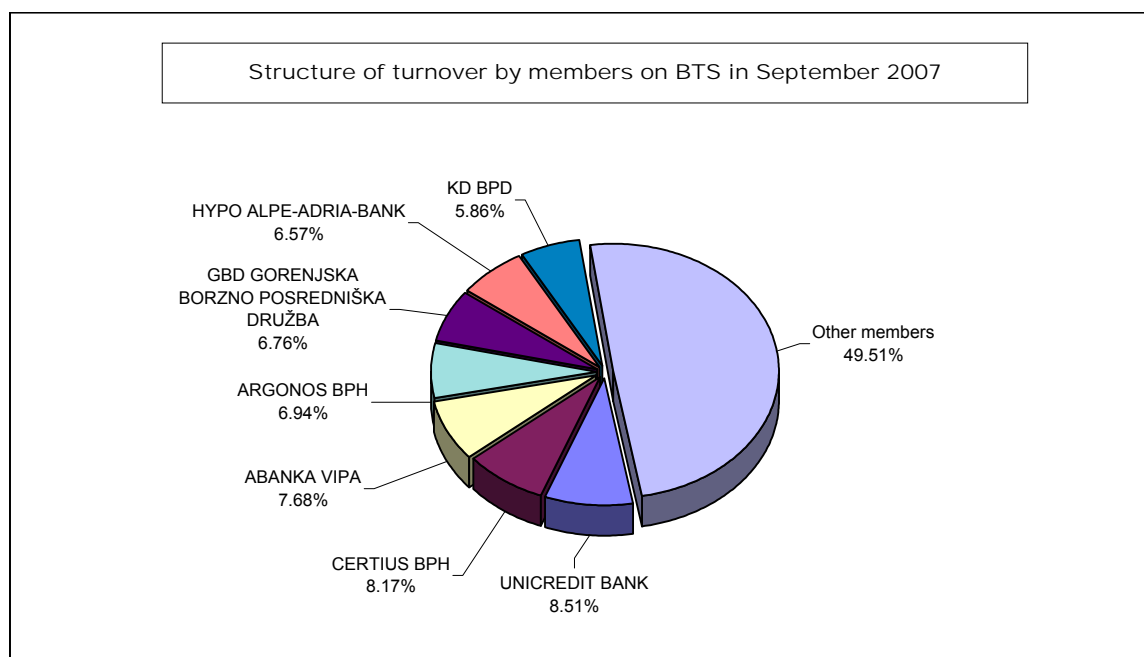
INVESTMENT FUNDS	Turnover (in 000 EUR) - order book trades only	Market capitalisation as of 30 Sep 2007 (in EURm)	Number of bargains - order book trades only
NFD 1 DELNIŠKI INVESTICIJSKI SKLAD	2,607	456	743
INFOND ID	1,328	110	352
MP-BALKAN.SI	1,142	45	379
MAKSIMA ID	1,017	119	371
KD ID	783	138	362
Others	1,257	298	914
Total	8,135	1,166	3,121



C5) TURNOVER BY LJSE MEMBERS

TURNOVER BY MEMBERS ON BTS IN SEPTEMBER 2007

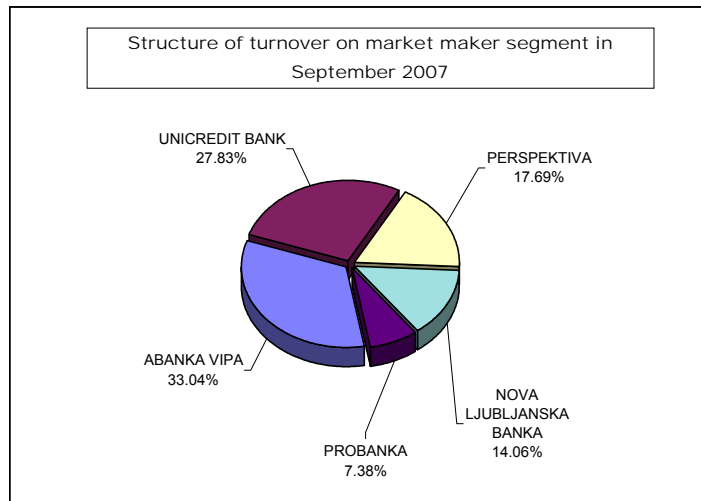
Member	Official market (in EUR)	Semi-official market (in EUR)	Total (in EUR)	Share in turnover
1 UNICREDIT BANK	28,498,800	490,767	28,989,567	8.51%
2 CERTIUS BPH	25,638,798	2,207,119	27,845,917	8.17%
3 ABANKA VIPA	22,390,986	3,760,673	26,151,659	7.68%
4 ARGONOS BPH	20,300,700	3,344,565	23,645,265	6.94%
5 GBD GORENJSKA BORZNO POSREDNIŠKA DRUŽBA	17,649,749	5,386,489	23,036,238	6.76%
6 HYPO ALPE-ADRIA-BANK	21,215,252	1,174,818	22,390,070	6.57%
7 KD BPD	19,516,546	429,952	19,946,498	5.86%
8 NOVA LJUBLJANSKA BANKA	16,452,232	3,045,635	19,497,867	5.72%
9 SKB BANKA	19,227,317	233,433	19,460,750	5.71%
10 MP BPH	13,047,179	3,314,660	16,361,839	4.80%
11 POTEZA	12,482,543	3,854,083	16,336,626	4.80%
12 ILIRIKA	12,281,668	1,537,628	13,819,296	4.06%
13 PROBANKA	10,134,553	1,960,456	12,095,009	3.55%
14 RAIFFEISEN BANKA	10,600,729	218,387	10,819,116	3.18%
15 FACTOR BANKA	9,253,876	1,285,645	10,539,521	3.09%
16 DEŽELNA BANKA SLOVENIJE	7,009,443	2,475,714	9,485,157	2.78%
17 PERSPEKTIVA BPD	7,078,158	1,706,317	8,784,475	2.58%
18 NOVA KBM	7,240,535	1,474,551	8,715,086	2.56%
19 PUBLIKUM	6,160,664	772,742	6,933,406	2.04%
20 PFCI	5,212,191	1,597,393	6,809,584	2.00%
21 VERITAS BH	1,702,708	1,452,804	3,155,512	0.93%
22 MOJA DELNICA BPH	2,675,267	275,220	2,950,487	0.87%
23 BANKA KOPER	2,412,027	186,952	2,598,979	0.76%
24 GORENJSKA BANKA KRANJ	213,169	92,481	305,650	0.09%
TOTAL	298,395,090	42,278,484	340,673,574	100.00%



TURNOVER ON MARKET MAKERS SEGMENT* IN
SEPTEMBER 2007

	Market maker	Turnover on market maker segment	Share in turnover
1	ABANKA VIPA	4,449,940	33.04%
2	UNICREDIT BANK	3,749,292	27.83%
3	PERSPEKTIVA	2,382,946	17.69%
4	NOVA LJUBLJANSKA BANKA	1,893,881	14.06%
5	PROBANKA	993,868	7.38%
	TOTAL	13,469,926	100.00%

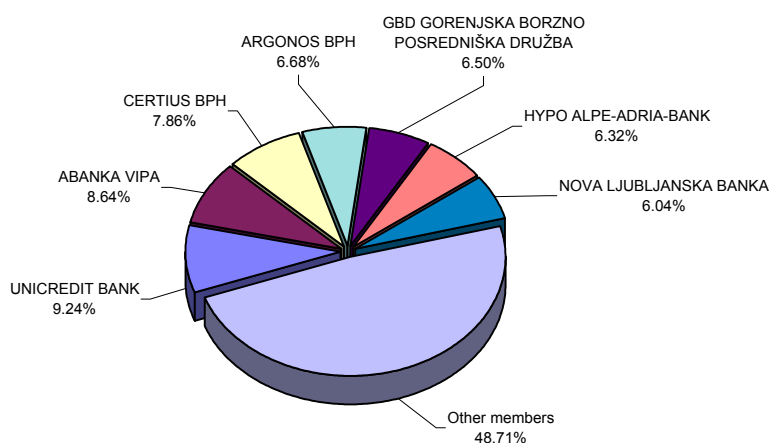
*special segment for trading in securities issued by Republic of Slovenia.



TOTAL TURNOVER BY MEMBERS (BLOCK TRADES EXCLUDED)
IN SEPTEMBER 2007

Member	Turnover with equity securities via BTS	Turnover with debt securities via BTS	Turnover with debt securities on market maker segment	Total (in EUR)	Share in total turnover
1 UNICREDIT BANK	28,712,565	277,002	3,749,292	32,738,859	9.24%
2 ABANKA VIPA	25,148,732	1,002,927	4,449,940	30,601,599	8.64%
3 CERTIUS BPH	27,205,234	640,683		27,845,917	7.86%
4 ARGONOS BPH	23,300,201	345,063		23,645,264	6.68%
5 GBD GORENJSKA BORZNO POSREDNIŠKA DRUŽBA	21,882,644	1,153,595		23,036,239	6.50%
6 HYPO ALPE-ADRIA-BANK	22,388,318	1,752		22,390,070	6.32%
7 NOVA LJUBLJANSKA BANKA	17,220,178	2,277,689	1,893,881	21,391,748	6.04%
8 KD BPD	19,559,020	387,479		19,946,499	5.63%
9 SKB BANKA	19,319,054	141,696		19,460,750	5.50%
10 MP BPH	14,657,591	1,704,247		16,361,838	4.62%
11 POTEZA	15,640,885	695,741		16,336,626	4.61%
12 ILIRIKA	13,103,335	715,960		13,819,295	3.90%
13 PROBANKA	10,903,597	1,191,412	993,868	13,088,877	3.70%
14 PERSPEKTIVA BPD	6,311,492	2,472,984	2,382,946	11,167,422	3.15%
15 RAIFFEISEN BANKA	10,817,437	1,680		10,819,117	3.06%
16 FACTOR BANKA	10,179,297	360,224		10,539,521	2.98%
17 DEŽELNA BANKA SLOVENIJE	9,220,332	264,824		9,485,156	2.68%
18 NOVA KBM	7,634,730	1,080,355		8,715,085	2.46%
19 PUBLIKUM	6,729,592	203,814		6,933,406	1.96%
20 PFCI	6,323,816	485,768		6,809,584	1.92%
21 VERITAS BH	1,909,624	1,245,888		3,155,512	0.89%
22 MOJA DELNICA BPH	2,929,201	21,286		2,950,487	0.83%
23 BANKA KOPER	2,579,258	19,720		2,598,978	0.73%
24 GORENJSKA BANKA KRANJ	278,137	27,514		305,651	0.09%
TOTAL	323,954,270	16,719,303	13,469,926	354,143,499	100.00%

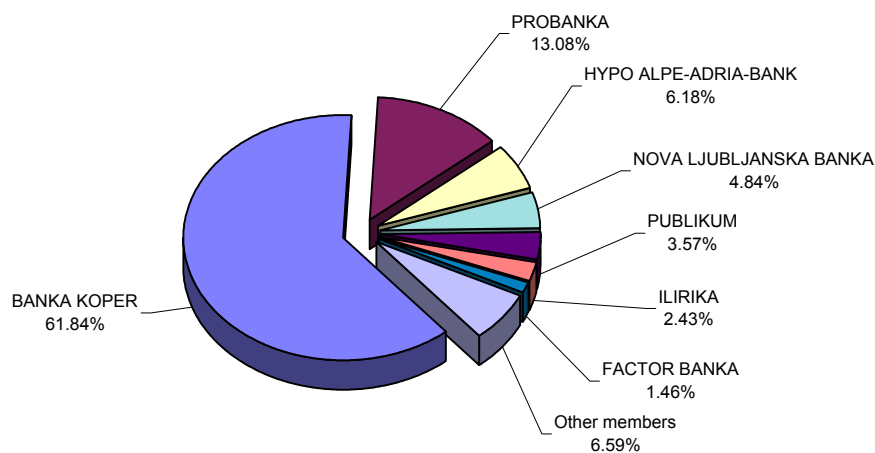
Structure of total turnover by members (block trades excluded) in September 2007



TURNOVER BY MEMBERS WITH BLOCK TRADES IN SEPTEMBER 2007

	Member	Official market (in EUR)	Semi-official market (in EUR)	Total (in EUR)	Share in turnover
1	BANKA KOPER	145,346,074		145,346,074	61.84%
2	PROBANKA	9,847,949	20,885,442	30,733,391	13.08%
3	HYPO ALPE-ADRIA-BANK	14,003,430	523,129	14,526,559	6.18%
4	NOVA LJUBLJANSKA BANKA	5,227,451	6,157,295	11,384,746	4.84%
5	PUBLIKUM	8,396,430		8,396,430	3.57%
6	ILIRIKA	5,716,701		5,716,701	2.43%
7	FACTOR BANKA	3,161,700	280,000	3,441,700	1.46%
8	KD BPD	2,765,733	472,255	3,237,988	1.38%
9	UNICREDIT BANK	1,589,520	1,286,102	2,875,622	1.22%
10	MP BPH	2,863,949		2,863,949	1.22%
11	ABANKA VIPA	2,576,700		2,576,700	1.10%
12	PERSPEKTIVA BPD	1,005,000	472,255	1,477,255	0.63%
13	ARGONOS BPH	1,436,080		1,436,080	0.61%
14	DEŽELNA BANKA SLOVENIJE		600,000	600,000	0.26%
15	POTEZA		420,000	420,000	0.18%
	TOTAL	203,936,717	31,096,478	235,033,195	100.00%

Structure of turnover by members with block trades in September 2007



C6) TURNOVER IN YEARS 2006 AND 2007

MONTHLY TURNOVER ON OFFICIAL AND SEMI-OFFICIAL MARKET

	Number of trading days	Turnover - block trades excluded (in EUR)		average	Number of bargains - block trades excluded	
		per year	average per day	per bargain	per year	average per day
Year 2006						
August	22	86,051,714	3,911,442	5,174	16,630	756
September	21	89,454,843	4,259,754	5,116	17,487	833
October	21	117,848,170	5,611,818	6,334	18,606	886
November	21	85,857,249	4,088,440	5,203	16,502	786
December	17	103,636,534	6,096,267	5,087	20,371	1,198
TOTAL	247	996,477,198			228,941	
Average 2006	21	83,039,767	4,034,321	4,353	19,078	927
Year 2007						
January	21	182,087,339	8,670,826	7,491	24,307	1,157
February	19	131,292,486	6,910,131	6,290	20,874	1,099
March	22	169,026,770	7,683,035	8,220	20,563	935
April	18	152,325,686	8,462,538	7,416	20,541	1,141
May	21	152,064,310	7,241,158	6,917	21,985	1,047
June	20	182,500,592	9,125,030	8,814	20,706	1,035
July	22	250,231,975	11,374,181	9,147	27,357	1,244
August	22	239,346,331	10,879,379	8,696	27,523	1,251
September	20	170,336,792	8,516,840	7,557	22,540	1,127
TOTAL	185	1,629,212,281			206,396	
Average 2007	21	181,023,587	8,762,568	7,839	22,933	1,115

TURNOVER BY SECURITIES ON ALL MARKETS OF LJUBLJANA STOCK EXCHANGE IN YEARS 1998 - 2007

Total turnover and number of bargains

Year	Number of trading days	Turnover - block trades excluded (in EUR)		average	Number of bargains - block trades excluded	
		per year	average per day	per bargain	per year	average per day
2007	185	1,629,212,281	8,806,553	7,894	206,396	1,116
2006	247	996,477,198	4,034,321	4,353	228,941	927
2005	250	579,204,722	2,316,819	2,263	255,908	1,024
2004	255	837,861,029	3,285,730	2,382	351,760	1,379
2003	249	700,844,661	2,814,637	2,058	340,582	1,368
2002	247	1,156,611,591	4,682,638	2,563	451,250	1,827
2001	247	707,615,828	2,864,841	2,221	318,645	1,290
2000	249	1,174,224,149	4,715,760	2,971	395,284	1,587
1999	254	1,397,785,135	5,503,091	3,134	445,966	1,756
1998	252	2,259,292,124	8,965,445	9,531	237,049	941

MONTHLY TURNOVER ON MARKET MAKER SEGMENT*

Year 2006	Number of trading days	Turnover (in EUR)		average	Number of bargains	
		per month	average per day	per bargain	per month	average per day
September	21	85,815,796	4,086,466	1,320,243	65	3
October	21	68,437,479	3,258,928	937,500	73	3
November	21	66,707,548	3,176,550	1,010,720	66	3
December	17	36,736,164	2,160,951	720,317	51	3
TOTAL	247	1,765,706,487			1,264	
Average 2006	21	147,142,207	7,148,609	1,396,920	105	5
Year 2007						
January	21	17,424,028	829,716	757,566	23	1
February	19	70,213,338	3,695,439	1,080,205	65	3
March	22	41,235,832	1,874,356	1,330,188	31	1
April	18	18,257,649	1,014,314	793,811	23	1
May	21	5,984,402	284,972	498,700	12	1
June	20	109,354,132	5,467,707	2,667,174	41	2
July	22	39,615,922	1,800,724	2,200,885	18	1
August	22	3,523,721	160,169	440,465	8	0
September	20	6,734,963	336,748	518,074	13	1
TOTAL	185	312,343,987			234	
Average 2007	21	34,704,887	1,718,238	1,143,008	26	1

*special segment for trading in securities issued by Republic of Slovenia.

MONTHLY TURNOVER WITH BLOCK TRADES

Year 2006	Number of trading days	Turnover (in EUR)		average	Number of bargains	
		per month	average per day	per bargain	per month	average per day
September	21	61,280,630	2,918,125	600,790	102	5
October	21	75,892,145	3,613,912	592,907	128	6
November	21	52,633,555	2,506,360	469,942	112	5
December	17	68,465,677	4,027,393	575,342	119	7
TOTAL	247	813,987,562			1,274	
Average 2006	21	67,832,297	3,295,496	638,923	106	5
Year 2007						
January	21	116,670,319	5,555,729	777,802	150	7
February	19	129,659,619	6,824,190	1,394,189	93	5
March	22	61,615,234	2,800,692	648,581	95	4
April	18	55,383,558	3,076,864	576,912	96	5
May	21	117,550,925	5,597,663	1,187,383	99	5
June	20	127,132,156	6,356,608	1,050,679	121	6
July	22	250,988,177	11,408,554	2,240,966	112	5
August	22	78,943,695	3,588,350	631,550	125	6
September	20	117,516,597	5,875,830	1,487,552	79	4
TOTAL	185	1,055,460,280			970	
Average 2007	21	117,273,364	5,676,053	1,110,624	108	5

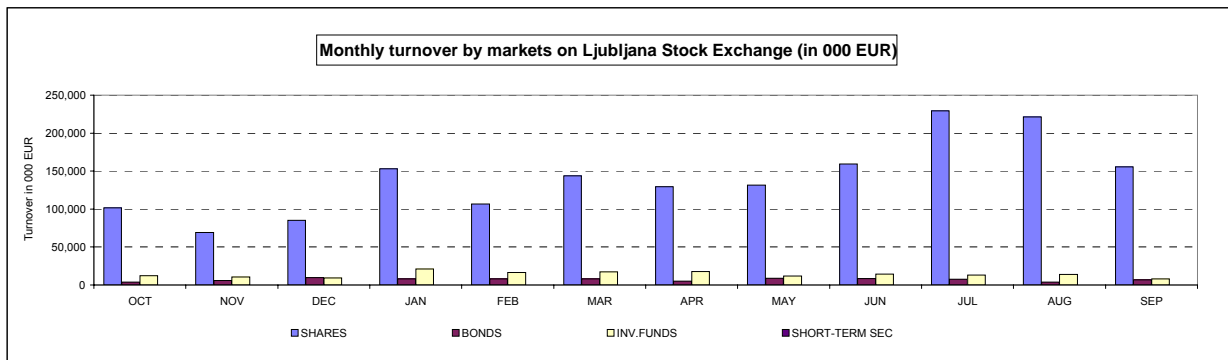
STRUCTURE OF TURNOVER

MONTHLY TURNOVER (BLOCK AND TUVL TRADES EXCLUDED) BY MARKETS ON LJUBLJANA STOCK EXCHANGE (in EUR)

YEAR 2006	OFFICIAL MARKET				SEMI-OFFICIAL MARKET				TOTAL	INDEX % (t-1)
	PRIME MARKET SHARES	SHARES	BONDS	MUTUAL FUNDS	SHARES	BONDS	INVESTMENT COMPANIES	SHORT-TERM SECURITIES		
September	53,190,994	9,935,278	1,115,959	22,539	7,489,699	4,643,784	13,056,637	0	89,454,843	104
October	66,452,155	28,626,468	1,149,060	152,345	6,424,605	2,787,387	12,255,990	0	117,848,170	132
November	44,018,034	18,368,277	1,940,607	420,224	6,652,746	4,152,462	10,279,887	24,724	85,857,249	73
December	54,540,954	24,274,065	3,897,618	2,203,287	6,169,905	5,657,181	6,894,112	0	103,636,534	121
Total 2006	578,595,062	144,128,160	23,467,967	2,819,219	78,496,322	57,537,135	111,409,611	24,724	996,478,200	
YEAR 2007										
January	111,766,686	32,838,305	1,959,442	5,541,576	8,317,737	6,038,547	15,625,046	0	182,087,339	176
February	75,938,315	24,218,209	4,143,992	7,075,783	6,480,767	4,063,859	9,371,561	0	131,292,486	72
March	94,230,602	43,202,070	3,285,913	6,509,916	6,345,130	4,752,532	10,696,441	4,166	169,026,770	129
April	82,286,590	38,541,734	2,648,036	10,634,731	8,758,994	2,390,031	7,065,570	0	152,325,686	90
May	97,279,790	24,161,425	4,304,620	3,398,693	10,122,020	4,342,255	8,455,507	0	152,064,310	100
June	111,254,114	33,020,032	3,514,539	7,664,297	15,284,574	4,994,919	6,753,235	14,882	182,500,592	120
July	167,438,138	46,182,460	3,221,831	2,277,794	15,793,615	4,362,893	10,955,244	0	250,231,975	137
August	179,231,572	33,689,710	1,420,643	3,129,065	8,567,788	2,421,087	10,886,466	0	239,346,331	96
September	119,395,007	26,915,228	1,318,049	1,569,264	9,100,865	5,472,339	6,566,040	0	170,336,792	71
Total 2007	1,038,820,814	302,769,173	25,817,065	47,801,119	88,771,490	38,838,462	86,375,110	19,048	1,629,212,281	

MONTHLY TURNOVER (BLOCK AND TUVL TRADES EXCLUDED) BY SECURITIES ON LJUBLJANA STOCK EXCHANGE (in EUR)

YEAR 2006	SHARES	BONDS	INVESTMENT FUNDS	SHORT-TERM SECURITIES	TOTAL	INDEX % (t-1)
September	70,615,971	5,759,743	13,079,176	0	89,454,890	104
October	101,503,228	3,936,447	12,408,335	0	117,848,010	132
November	69,039,057	6,093,069	10,700,111	24,724	85,856,961	73
December	84,984,924	9,554,799	9,097,399	0	103,637,122	121
Total 2006	801,218,542	81,005,102	114,228,830	24,724	996,477,198	
YEAR 2007						
January	152,922,728	7,997,989	21,166,622	0	182,087,339	176
February	106,637,291	8,207,851	16,447,344	0	131,292,486	72
March	143,777,802	8,038,445	17,206,357	4,166	169,026,770	129
April	129,587,318	5,038,667	17,700,301	0	152,325,686	90
May	131,563,235	8,646,875	11,854,200	0	152,064,310	100
June	159,558,720	8,509,458	14,417,532	14,882	182,500,592	120
July	229,414,213	7,584,724	13,233,038	0	250,231,975	137
August	221,489,070	3,841,730	14,015,531	0	239,346,331	96
September	155,411,100	6,790,388	8,135,304	0	170,336,792	71
Total 2007	1,430,361,477	64,655,527	134,176,229	19,048	1,629,212,281	



D) MARKET CAPITALISATION

MARKET CAPITALISATION - OFFICIAL MARKET (in EUR)

	30 Sep 2006	31 Dec 2006	31 Aug 2007	30 Sep 2007	Index 30 Sep 2007 / 31 Aug 2007	Index 30 Sep 2007 / 31 Dec 2006	Index 30 Sep 2007 / 30 Sep 2006	Share
SHARES	6,711,896,316	9,795,931,723	16,967,973,045	16,610,292,583	98	170	247	76.62%
PRIME MARKET SHARES	4,960,756,687	5,999,369,426	13,352,706,022	12,816,829,560	96	214	258	59.12%
OTHER SHARES	1,751,139,629	3,796,562,297	3,615,267,022	3,793,463,023	105	100	217	17.50%
Banks	10,428,976	11,572,562	17,473,964	17,473,964	100	151	168	0.11%
Companies	6,701,469,340	9,784,359,161	16,950,499,081	16,592,818,619	98	170	248	99.89%
BONDS	5,307,620,511	5,618,997,132	4,879,212,320	4,891,970,085	100	87	92	22.57%
State	4,648,168,140	4,728,650,204	4,002,152,801	3,979,198,765	99	84	86	81.34%
Banks	650,803,620	843,487,927	835,457,744	871,170,187	104	103	134	17.81%
Companies	8,648,751	46,859,001	41,601,775	41,601,133	100	89	481	0.85%
MUTUAL FUNDS	4,717,654	113,429,952	172,872,970	175,703,116	102	155	3,724	0.81%
TOTAL	12,024,234,482	15,528,358,807	22,020,058,335	21,677,965,783	98	140	180	100.00%

MARKET CAPITALISATION - SEMI-OFFICIAL MARKET (in EUR)

	30 Sep 2006	31 Dec 2006	31 Aug 2007	30 Sep 2007	Index 30 Sep 2007 / 31 Aug 2007	Index 30 Sep 2007 / 31 Dec 2006	Index 30 Sep 2007 / 30 Sep 2006	Share
SHARES	1,709,666,910	1,717,147,870	2,838,224,846	2,914,677,236	103	170	170	59.26%
Companies	1,709,666,910	1,717,147,870	2,838,224,846	2,914,677,236	103	170	170	100.00%
BONDS	1,274,381,351	1,012,584,689	1,021,165,368	1,013,758,952	99	100	80	20.61%
State	631,659,575	621,929,917	643,420,828	640,805,043	100	103	101	63.21%
Banks	276,201,705	64,253,504	57,182,526	52,231,896	91	81	19	5.15%
Companies	333,910,071	293,796,004	287,952,014	288,112,014	100	98	86	28.42%
Insurance companies	32,610,000	32,605,264	32,610,000	32,610,000	100	100	100	3.22%
INVESTMENT COMPANIES	717,227,578	693,421,040	999,524,935	989,841,577	99	143	138	20.13%
TOTAL *	3,701,275,839	3,423,153,599	4,858,915,149	4,918,277,666	101	144	133	100.00%

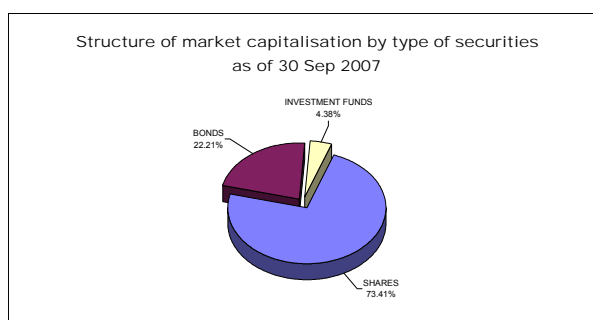
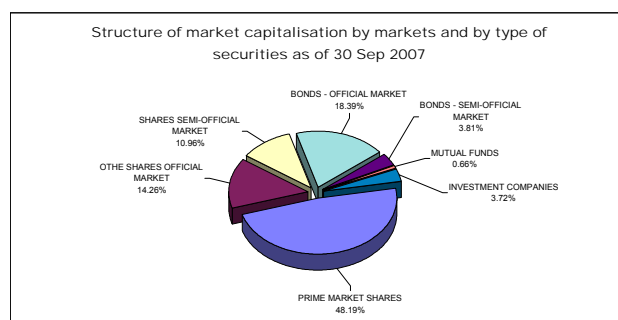
TOTAL SHARES	8,421,563,226	11,513,079,593	19,806,197,891	19,524,969,819	99	170	232	-
---------------------	---------------	----------------	----------------	----------------	----	-----	-----	---

TOTAL BONDS	6,582,001,863	6,631,581,821	5,900,377,688	5,905,729,037	100	89	90	-
--------------------	---------------	---------------	---------------	---------------	-----	----	----	---

INVESTMENT FUNDS	721,945,233	806,850,991	1,172,397,905	1,165,544,693	99	144	161	-
-------------------------	-------------	-------------	---------------	---------------	----	-----	-----	---

On 30 September 2007, the total market capitalisation of all shares traded, without investment funds, on the Ljubljana Stock Exchange corresponded to 64.1% of GDP in 2006 - EUR 30,448 million (at current prices; as reported by the Statistical Office of the Republic of Slovenia).

1EUR=1,2660 USD as of 30 Sep 2006 | 1EUR=1,3170 USD as of 31 Dec 2006 | 1EUR=1,3705 USD as of 31 Aug 2007 | 1EUR=1,4179 USD as of 30 Sep 2007



D1) MARKET CAPITALISATION OF SHARES - OFFICIAL MARKET

Issue	Number of shares traded	Number of issued shares	Share of traded shares	Price as of 30 Sep 2007	Market capitalisation as of 30 Sep 2007 (in EUR)	Market capitalisation as of 30 Sep 2007 (in USD)
Common shares	-	-	-	-	16,592,818,619	23,526,957,520
PRIME MARKET SHARES					12,816,829,560	18,172,982,633
1 KRKA	35,426,120	35,426,120	100.00%	115.64 EUR	4,096,676,517	5,808,677,633
2 TELEKOM SLOVENIJE	6,535,478	6,535,478	100.00%	466.93 EUR	3,051,610,743	4,326,878,872
3 PETROL	2,086,301	2,086,301	100.00%	986.82 EUR	2,058,803,553	2,919,177,558
4 MERCATOR	3,765,361	3,765,361	100.00%	370.00 EUR	1,393,183,570	1,975,394,984
5 LUKA KOPER	7,140,000	7,140,000	100.00%	104.54 EUR	746,415,600	1,058,342,679
6 GORENJE	12,200,000	12,200,000	100.00%	48.33 EUR	589,626,000	836,030,705
7 MERKUR	1,312,585	1,312,585	100.00%	408.21 EUR	535,810,323	759,725,457
8 INTEREUROPA	7,902,413	7,902,413	100.00%	43.62 EUR	344,703,255	488,754,745
OTHER SHARES					3,775,989,059	5,353,974,887
1 SAVA	2,006,987	2,006,987	100.00%	549.50 EUR	1,102,839,357	1,563,715,924
2 PIVOVARNA LAŠKO	8,578,391	8,578,391	100.00%	96.77 EUR	830,130,897	1,177,042,599
3 ISTRABENZ	5,180,000	5,180,000	100.00%	141.49 EUR	732,918,200	1,039,204,716
4 AERODROM LJUBLJANA	1,936,229	1,936,229	100.00%	136.59 EUR	264,469,519	374,991,331
5 ACH	2,886,877	2,886,877	100.00%	62.97 EUR	181,786,645	257,755,284
6 TERME ČATEŽ	597,916	597,916	100.00%	300.10 EUR	179,434,592	254,420,307
7 ŽITO	355,792	355,792	100.00%	389.84 EUR	138,701,953	196,665,500
8 SALUS, LJUBLJANA	134,980	134,980	100.00%	830.36 EUR	112,081,993	158,921,058
9 ISKRA AVTOELEKTRIKA	1,608,313	1,608,313	100.00%	55.50 EUR	89,261,372	126,563,699
10 ETOL	254,619	254,619	100.00%	210.00 EUR	53,469,990	75,815,099
11 COMET	1,700,688	1,700,688	100.00%	13.95 EUR	23,724,598	33,639,107
12 MLINOTEST	2,389,177	2,389,177	100.00%	6.65 EUR	15,888,027	22,527,634
13 DELO PRODAJA	593,549	593,549	100.00%	25.80 EUR	15,313,564	21,713,103
14 KOMPAS MTS	594,601	594,601	100.00%	23.75 EUR	14,121,774	20,023,263
15 EMONA OBALA	1,741,456	1,741,456	100.00%	6.82 EUR	11,876,730	16,840,015
16 GEODETSKI ZAVOD SLOVENIJE	379,820	379,820	100.00%	20.00 EUR	7,596,400	10,770,936
17 NIKA	189,876	189,876	100.00%	12.50 EUR	2,373,450	3,365,315
Preferred shares	-	-	-	-	17,473,964	24,776,333
1 PROBANKA	396,235	400,000	99.06%	44.10 EUR	17,473,964	24,776,333
TOTAL SHARES	-	-	-	-	16,610,292,583	23,551,733,853

EXCHANGE RATES	1 EUR	1.4179 USD as of 30 Sep 2007
-----------------------	-------	------------------------------

MARKET CAPITALISATION OF SHARES - SEMI-OFFICIAL MARKET

Issue	Number of shares traded	Number of issued shares	Share of traded shares	Price as of 30 Sep 2007	Market capitalisation as of 30 Sep 2007 (in EUR)	Market capitalisation as of 30 Sep 2007 (in USD)
Common shares	-	-	-	-	2,886,250,150	4,092,414,087
1 HELIOS, DOMŽALE	219,861	219,861	100.00%	1,634.00 EUR	359,252,874	509,384,650
2 KD HOLDING	2,675,640	2,675,640	100.00%	116.37 EUR	311,364,227	441,483,337
3 NFD HOLDING	33,159,997	33,159,997	100.00%	9.21 EUR	305,403,572	433,031,725
4 ZVON ENA HOLDING	12,431,743	12,431,743	100.00%	16.22 EUR	201,642,871	285,909,427
5 LESNINA	76,495	76,495	100.00%	2,200.00 EUR	168,289,000	238,616,973
6 INFOND HOLDING	16,833,414	16,833,414	100.00%	9.21 EUR	155,035,743	219,825,180
7 KD GROUP	186,436	186,436	100.00%	830.00 EUR	154,741,880	219,408,512
8 CINKARNA CELJE	814,626	814,626	100.00%	152.46 EUR	124,197,880	176,100,174
9 BELINKA	2,552,270	2,552,270	100.00%	36.00 EUR	91,881,720	130,279,091
10 JUTEKS	641,432	641,432	100.00%	140.60 EUR	90,185,339	127,873,792
11 AKTIVA NALOŽBE	13,591,508	13,591,508	100.00%	4.86 EUR	66,054,729	93,659,000
12 MAKSIMA INVEST	7,451,949	7,451,949	100.00%	8.14 EUR	60,658,865	86,008,204
13 ZVON DVA HOLDING	14,120,934	14,120,934	100.00%	3.69 EUR	52,106,246	73,881,447
14 DZS	1,494,233	1,494,233	100.00%	30.00 EUR	44,826,990	63,560,189
15 VIPA HOLDING	7,347,565	7,347,565	100.00%	6.00 EUR	44,085,390	62,508,674
16 TRIGLAV NALOŽBE	13,182,366	13,182,366	100.00%	3.00 EUR	39,547,098	56,073,830
17 MAKSIMA HOLDING	6,399,850	6,399,850	100.00%	6.10 EUR	39,039,085	55,353,519
18 MEDVEŠEK PUŠNIK	80,000	80,000	100.00%	375.00 EUR	30,000,000	42,537,000
19 GRAND HOTEL UNION	1,814,613	1,814,613	100.00%	15.01 EUR	27,237,341	38,619,826
20 HIDROTEHNIK	384,472	384,472	100.00%	70.00 EUR	26,913,040	38,159,999
21 SLOVENIJALES	273,377	273,604	99.92%	97.00 EUR	26,517,569	37,599,261
22 MARINA PORTOROŽ	313,932	313,932	100.00%	84.00 EUR	26,370,288	37,390,431
23 ZLATA MONETA II	8,232,861	8,232,861	100.00%	3.19 EUR	26,262,827	37,238,062
24 NAMA	953,795	953,795	100.00%	26.00 EUR	24,798,670	35,162,034
25 ETRA 33	45,423	45,423	100.00%	540.00 EUR	24,528,420	34,778,847
26 CENTER NALOŽBE	3,777,004	3,777,004	100.00%	6.02 EUR	22,737,564	32,239,592
27 LIP BLEED	1,942,454	1,942,454	100.00%	11.70 EUR	22,726,712	32,224,205
28 CETIS	200,000	200,000	100.00%	107.50 EUR	21,500,000	30,484,850
29 TOSAMA	295,670	295,670	100.00%	70.85 EUR	20,948,220	29,702,480
30 TOVARNA SLADKORJA ORMOŽ	497,163	497,163	100.00%	33.90 EUR	16,853,826	23,897,039
31 PLAMA - PUR	686,798	686,798	100.00%	23.50 EUR	16,139,753	22,884,556
32 SWATY	288,940	288,940	100.00%	55.00 EUR	15,891,700	22,532,841
33 HRAM HOLDING	4,346,667	4,346,667	100.00%	3.65 EUR	15,865,335	22,495,458
34 MODRA LINIJA HOLDING	2,192,411	2,192,411	100.00%	7.00 EUR	15,346,877	21,760,337
35 MERCATA	2,891,874	2,891,874	100.00%	5.20 EUR	15,037,745	21,322,018
36 GORENJSKI TISK	963,349	963,349	100.00%	15.51 EUR	14,941,543	21,185,614
37 VIZIJA HOLDING	2,277,503	2,277,503	100.00%	6.11 EUR	13,915,543	19,730,849
38 MELAMIN	349,913	349,913	100.00%	37.00 EUR	12,946,781	18,357,241
39 VIZIJA HOLDING ENA	2,129,725	2,129,725	100.00%	6.00 EUR	12,778,350	18,118,422
40 NIKO	35,875	35,875	100.00%	310.10 EUR	11,124,838	15,773,907
41 M1	2,681,638	2,681,638	100.00%	4.00 EUR	10,726,552	15,209,178
42 VELANA	1,409,645	1,409,645	100.00%	7.60 EUR	10,713,302	15,190,391
43 ALPETOUR POTOVALNA AGENCIJA	374,340	385,831	97.02%	24.16 EUR	9,044,054	12,823,565
44 JAVOR PIVKA	1,194,700	1,194,700	100.00%	7.50 EUR	8,960,250	12,704,738
45 MIP	1,478,742	1,478,742	100.00%	6.01 EUR	8,887,239	12,601,217
46 ALPOS	144,913	144,913	100.00%	54.45 EUR	7,890,513	11,187,958
47 ŽELEZARNA RAVNE - MONTER DRAVOGRAD	336,225	336,225	100.00%	19.00 EUR	6,388,275	9,057,935
48 GEA	1,254,960	1,254,960	100.00%	4.50 EUR	5,647,320	8,007,335
49 TERME DOBRNA	692,542	692,542	100.00%	7.76 EUR	5,374,126	7,619,973
50 TRDNJAVA HOLDING	2,593,123	2,593,123	100.00%	2.02 EUR	5,238,108	7,427,114
51 KRONA HOLDING	1,287,121	1,287,121	100.00%	3.72 EUR	4,788,090	6,789,033
52 GORIŠKE OPEKARNE	523,634	523,634	100.00%	8.00 EUR	4,189,072	5,939,685

Issue	Number of shares traded	Number of issued shares	Share of traded shares	Price as of 30 Sep 2007	Market capitalisation as of 30 Sep 2007 (in EUR)	Market capitalisation as of 30 Sep 2007 (in USD)
53 FOND INVEST	595,241	595,241	100.00%	7.00 EUR	4,166,687	5,907,945
54 JADRAN	165,302	165,302	100.00%	22.00 EUR	3,636,644	5,156,398
55 ZDRAVILIŠČE ROGAŠKA	901,581	961,898	93.73%	4.00 EUR	3,606,324	5,113,407
56 INTERTRADE ITA	69,531	69,531	100.00%	40.49 EUR	2,815,310	3,991,828
57 INLES	712,410	712,410	100.00%	3.90 EUR	2,778,399	3,939,492
58 KOŠAKI TMI	43,236	43,236	100.00%	63.00 EUR	2,723,868	3,862,172
59 TEKSTINA	1,127,293	1,127,293	100.00%	2.18 EUR	2,457,499	3,484,487
60 ELMO	708,000	708,000	100.00%	3.10 EUR	2,194,800	3,112,007
61 TRDNJAVA I HOLDING	891,750	891,750	100.00%	1.95 EUR	1,738,913	2,465,604
62 MKT PRINT	103,954	103,954	100.00%	14.00 EUR	1,455,356	2,063,549
63 LIZ INŽENIRING	123,846	123,846	100.00%	7.32 EUR	906,553	1,285,401
64 JELEN GOSTINSKO PODJETJE	67,798	67,798	100.00%	3.34 EUR	226,445	321,077
Preferred shares	-	-	-	-	28,427,087	40,306,767
1 KD HOLDING	266,413	266,413	100.00%	68.00 EUR	18,116,084	25,686,796
2 PRVA POKOJNINSKA DRUŽBA	170,000	170,000	100.00%	60.00 EUR	10,200,000	14,462,580
3 ZDRAVILIŠČE ROGAŠKA	28,102	30,000	93.67%	3.95 EUR	111,003	157,391
TOTAL SHARES					2,914,677,236	4,132,720,854

EXCHANGE RATES 1 EUR= 1.4179 USD as of 30 Sep 2007

D2) MARKET CAPITALISATION OF BONDS - OFFICIAL MARKET

Issue	Number of issued bonds	Price as of 30 Sep 2007	Principal amt. as of 30 Sep 2007	Currency of denomination	Market capitalisation as of 30 Sep 2007 (in EUR)	Market capitalisation as of 30 Sep 2007 (in USD)
1 REPUBLIKA SLOVENIJA 59 th ISSUE	25,553,128	97.50	41.73	EUR	1,039,673,731	1,474,153,383
2 REPUBLIKA SLOVENIJA 60 th ISSUE	8,833,535	98.00	41.73	EUR	361,250,947	512,217,718
3 REPUBLIKA SLOVENIJA 58 th ISSUE	8,612,290	98.80	41.73	EUR	355,078,171	503,465,339
4 REPUBLIKA SLOVENIJA 62 nd ISSUE	9,358,736	90.40	41.73	EUR	353,048,208	500,587,054
5 REPUBLIKA SLOVENIJA 61 st ISSUE	7,880,699	96.20	41.73	EUR	316,364,830	448,573,692
6 REPUBLIKA SLOVENIJA 57 th ISSUE	6,629,324	101.00	41.73	EUR	279,408,107	396,172,756
7 REPUBLIKA SLOVENIJA 56 th ISSUE	4,841,198	99.50	41.73	EUR	201,013,077	285,016,441
8 REPUBLIKA SLOVENIJA 33 rd ISSUE	248,716	140.00	511.29	EUR	178,032,405	252,432,147
9 REPUBLIKA SLOVENIJA 52 nd ISSUE	3,506,357	101.50	41.73	EUR	148,515,082	210,579,534
10 REPUBLIKA SLOVENIJA 54 th ISSUE	3,000,000	108.88	41.73	EUR	136,306,872	193,269,514
11 REPUBLIKA SLOVENIJA 38 th ISSUE	820,216	105.00	100.00	EUR	86,122,680	122,113,348
12 REPUBLIKA SLOVENIJA 53 rd ISSUE	821,939	100.00	100.00	EUR	82,193,900	116,542,731
13 NLB 18 th ISSUE	150,000	100.00	417.29	EUR	62,593,500	88,751,324
14 REPUBLIKA SLOVENIJA 46 th ISSUE	600,000	98.00	100.00	EUR	58,800,000	83,372,520
15 REPUBLIKA SLOVENIJA 50 th ISSUE	571,596	100.50	100.00	EUR	57,445,398	81,451,830
16 REPUBLIKA SLOVENIJA 29 th ISSUE	550,000	102.46	100.00	EUR	56,353,000	79,902,919
17 NLB 15 th ISSUE	131,126	102.20	417.29	EUR	55,921,355	79,290,889
18 NLB 13 th ISSUE	117,335	113.00	417.29	EUR	55,327,876	78,449,395
19 REPUBLIKA SLOVENIJA 26 th ISSUE	500,000	102.00	100.00	EUR	51,000,000	72,312,900
20 REPUBLIKA SLOVENIJA 18 th ISSUE	500,000	100.00	100.00	EUR	50,000,000	70,895,000
21 NLB 10 th ISSUE	108,243	100.00	417.29	EUR	45,168,721	64,044,730
22 NLB 17 th ISSUE	101,694	99.30	417.29	EUR	42,138,838	59,748,658
23 REPUBLIKA SLOVENIJA 23 rd ISSUE	400,000	102.50	100.00	EUR	41,000,000	58,133,900
24 NLB 19 th ISSUE	100,000	96.70	417.29	EUR	40,351,943	57,215,020
25 BANKA CELJE 10 th ISSUE	370,000		100.00	EUR	37,000,000	52,462,300
26 POSLOVNI SISTEM MERCATOR	365,400	101.15	100.00	EUR	36,960,210	52,405,882
27 NLB 12 th ISSUE	80,000	103.00	417.29	EUR	34,384,696	48,754,060
28 REPUBLIKA SLOVENIJA 21 st ISSUE	1,095,835	97.28	30.25	EUR	32,247,356	45,723,526
29 NLB 16 th ISSUE	77,557	99.00	417.29	EUR	32,040,123	45,429,690
30 REPUBLIKA SLOVENIJA 49 th ISSUE	77,979	101.00	380.00	EUR	29,928,340	42,435,394
31 NLB 22 nd ISSUE	298,940	100.00	100.00	EUR	29,894,000	42,386,703
32 NOVA KBM 8 th ISSUE	70,000	100.70	417.29	EUR	29,414,772	41,707,205
33 NLB 21 st ISSUE	69,500		417.29	EUR	29,001,655	41,121,447
34 NOVA KBM 7 th ISSUE	70,000	98.22	417.29	EUR	28,690,357	40,680,057
35 NLB 11 th ISSUE	26,326	100.90	1,000.00	EUR	26,562,934	37,663,584
36 NOVA KBM 5 th ISSUE	60,000	103.10	417.29	EUR	25,813,559	36,601,046
37 REPUBLIKA SLOVENIJA 32 nd ISSUE	238,655	100.00	100.00	EUR	23,865,500	33,838,892
38 NLB 20 th ISSUE	57,100		417.29	EUR	23,827,259	33,784,671
39 ABANKA VIPA 10 th ISSUE	21,000	104.00	1,000.00	EUR	21,840,000	30,966,936
40 BANKA CELJE 9 th ISSUE	50,000	100.90	417.29	EUR	21,052,281	29,850,029
41 REPUBLIKA SLOVENIJA 39 th ISSUE	24,894,473	100.02	0.83	EUR	20,666,545	29,303,094
42 ABANKA VIPA 11 th ISSUE	500,000	98.70	41.73	EUR	20,593,755	29,199,885
43 ABANKA VIPA 12 th ISSUE	500,000	96.00	41.73	EUR	20,030,400	28,401,104
44 ABANKA VIPA 7 th ISSUE	173,000	101.25	100.00	EUR	17,516,250	24,836,291
45 POŠTNA BANKA SLOVENIJE 7 th ISSUE	40,000	104.00	417.29	EUR	17,359,264	24,613,700
46 NLB 14 th ISSUE	17,000	100.00	1,000.00	EUR	17,000,000	24,104,300
47 REPUBLIKA SLOVENIJA 44 th ISSUE	296,493	110.90	41.73	EUR	13,721,272	19,455,392
48 ABANKA 6 th ISSUE	135,000	101.60	100.00	EUR	13,716,000	19,447,916
49 BANKA CELJE 8 th ISSUE	125,000	100.50	100.00	EUR	12,562,500	17,812,369
50 PROBANKA 7 th ISSUE	120,000	102.00	100.00	EUR	12,240,000	17,355,096
51 FACTOR BANKA 14 th ISSUE	1,216	98.00	10,000.00	EUR	11,916,800	16,896,831
52 ABANKA VIPA 9 th ISSUE	100,000	104.70	100.00	EUR	10,470,000	14,845,413
53 BANKA CELJE 7 th ISSUE	100,000	104.00	100.00	EUR	10,400,000	14,746,160
54 POŠTNA BANKA SLOVENIJE 5 th ISSUE	10,000	102.00	1,000.00	EUR	10,200,000	14,462,580
55 ABANKA VIPA 8 th ISSUE	100,000	101.80	100.00	EUR	10,180,000	14,434,222
56 BANKA CELJE 6 th ISSUE A SERIES	100,000	100.40	100.00	EUR	10,040,000	14,235,716
57 PROBANKA 8 th ISSUE	92,000	100.00	100.00	EUR	9,200,000	13,044,680
58 FACTOR BANKA 15 th ISSUE	9,000	100.00	1,000.00	EUR	9,000,000	12,761,100
59 PROBANKA 6 th ISSUE	65,000	101.75	100.00	EUR	6,613,750	9,377,636
60 ABANKA VIPA 13 th ISSUE	50,970		100.00	EUR	5,097,000	7,227,036
61 POŠTNA BANKA SLOVENIJE 6 th ISSUE	10,000	104.20	417.29	EUR	4,348,162	6,165,259
62 STANOVANJSKI SKLAD RS 3 rd ISSUE	20,000	101.00	200.98	EUR	4,096,308	5,808,155
63 HOTELI BERNARDIN	20,000	104.48	160.59	EUR	3,355,689	4,758,031
64 STANOVANJSKI SKLAD RS 2 nd ISSUE	20,000	101.00	93.38	EUR	1,909,490	2,707,466
65 BTC 1 st ISSUE	340,000	103.00	3.67	EUR	1,285,234	1,822,333
66 STANOVANJSKI SKLAD RS 1 st ISSUE	70,965	101.00	16.15	EUR	1,157,546	1,641,284
67 BANKA VIPA 7 th ISSUE	10,000	101.99	87.50	EUR	892,413	1,265,352
68 BANKA VIPA 6 th ISSUE	10,000	103.60	50.00	EUR	518,000	734,472
69 BANKA VIPA 5 th ISSUE	10,000	100.81	25.00	EUR	252,025	357,346
TOTAL					4,891,970,085	6,936,324,384

EXCHANGE RATES 1 EUR= 1.4179 USD as of 30 Sep 2007

MARKET CAPITALISATION OF BONDS - SEMI-OFFICIAL MARKET

	Issue	Number of issued bonds	Price as of 30 Sep 2007	Principal amt. as of 30 Sep 2007	Currency of denomination	Market capitalisation as of 30 Sep 2007 (in EUR)	Market capitalisation as of 30 Sep 2007 (in USD)
1	SLOVENSKA ODŠKODNINSKA DRUŽBA 2 nd ISSUE	13,583,554	102.89	45.85	EUR	640,805,043	908,597,470
2	DARS 2 nd ISSUE	148,000		417.29	EUR	61,758,920	87,567,973
3	DARS	134,300	109.00	417.29	EUR	61,085,831	86,613,600
4	DARS 3 rd ISSUE	102,000	102.00	417.29	EUR	43,414,852	61,557,918
5	KD HOLDING 1 st ISSUE	400,000	102.50	100.00	EUR	41,000,000	58,133,900
6	KD HOLDING 2 nd ISSUE	400,000	97.40	100.00	EUR	38,960,000	55,241,384
7	ZAVAROVALNICA TRIGLAV 1 st ISSUE	30,000	108.70	1,000.00	EUR	32,610,000	46,237,719
8	CIMOS 1 st ISSUE	200,000	107.99	100.00	EUR	21,598,000	30,623,804
9	FACTOR BANKA 11 th ISSUE	13,000	103.70	1,000.00	EUR	13,481,000	19,114,710
10	FACTOR BANKA 12 th ISSUE	2,500,000	99.00	4.17	EUR	10,320,750	14,633,791
11	POTEZA NALOŽBE	100,000	100.60	83.85	EUR	8,435,008	11,959,998
12	FACTOR BANKA 13 th ISSUE	1,757,900	97.00	4.17	EUR	7,110,530	10,082,020
13	FACTOR BANKA 8 th ISSUE	6,300	100.00	1,000.00	EUR	6,300,000	8,932,770
14	DEOS 1 st ISSUE	58,259	100.02	100.00	EUR	5,827,065	8,262,196
15	FACTOR BANKA 9 th ISSUE	5,927	97.80	1,000.00	EUR	5,796,606	8,219,008
16	FMR	50,000	103.00	100.00	EUR	5,150,000	7,302,185
17	BANKA ZASAVJE 3 rd ISSUE	5,000	100.53	1,000.00	EUR	5,026,500	7,127,074
18	FACTOR BANKA 6 th ISSUE	10,000	100.00	419.65	EUR	4,196,510	5,950,232
19	SIP STROJNA INDUSTRIJA 1 st ISSUE B SERIES	17,250		51.15	EUR	882,338	1,251,066
	TOTAL					1,013,758,952	1,437,408,818

EXCHANGE RATES	1 EUR=	1.4179	USD as of 30 Sep 2007
-----------------------	--------	--------	-----------------------

D3) MARKET CAPITALISATION OF INVESTMENT FUNDS

MARKET CAPITALISATION OF MUTUAL FUNDS

	Mutual fund	Number of coupons traded	Price as of 30 Sep 2007	Market capitalisation as of 30 Sep 2007 (in EUR)	Market capitalisation as of 30 Sep 2007 (in USD)
1	PROBANKA GLOBALNI NALOŽBENI SKLAD	131,135,961	0.910 EUR	119,333,725	169,203,288
2	MP-BALKAN.SI	520,160	86.88 EUR	45,191,501	64,077,029
3	MP-EUROSTOCK.SI	1,541,778	7.3 EUR	11,177,891	15,849,131
	TOTAL			175,703,116	249,129,448

EXCHANGE RATES 1 USD= 1.4179 USD as of 30 Sep 2007

MARKET CAPITALISATION OF INVESTMENT COMPANIES

	Investment company	Number of shares traded	Price as of 30 Sep 2007	Market capitalisation as of 30 Sep 2007 (in EUR)	Market capitalisation as of 30 Sep 2007 (in USD)
1	NFD 1 DELNIŠKI INVESTICIJSKI SKLAD	160,580,300	2.84 EUR	456,048,052	646,630,533
2	KD ID	9,181,542	14.99 EUR	137,631,315	195,147,441
3	MAKSIMA ID	7,811,823	15.18 EUR	118,583,473	168,139,507
4	INFOND ID	8,132,314	13.51 EUR	109,867,562	155,781,216
5	KRONA SENIOR ID	7,316,086	11.60 EUR	84,866,598	120,332,349
6	ZVON ENA ID	2,277,577	21.01 EUR	47,851,893	67,849,199
7	INFOND ID 1	4,956,471	7.06 EUR	34,992,685	49,616,128
	TOTAL			989,841,577	1,403,496,373

EXCHANGE RATES 1 EUR= 1.4179 USD as of 30 Sep 2007

E) OTHER

E1) INDICATORS AS OF 30 SEPTEMBER 2007

ISSUE	Price as of 30 Sep 2007	Total net profit (loss) in 000 SIT in 2006	Earning per share as of 31 Dec 2006	P / E ⁽¹⁾	Dividend for year 2006	Dividend yield	Book value as of 31 Dec 2006	P / B ⁽¹⁾	Turnover ratio ⁽²⁾
PRIME MARKET SHARES									
Gorenje	48.33 EUR	22,358 EUR	1.99 EUR	24.32	0.420 EUR	0.87%	20.56 EUR	2.35	24.93%
Intereuropa	43.62 EUR	6,387 EUR	0.808 EUR	53.97	0.83 EUR	1.90%	22.51 EUR	1.94	22.59%
Krka ⁽⁷⁾	115.64 EUR	111,682 EUR	3.30 EUR	35.00	0.80 EUR	0.69%	16.08 EUR	7.19	13.61%
Luka Koper ⁽⁴⁾	104.54 EUR	19,926 EUR	1.42 EUR	73.45	1.09 EUR	1.04%	20.92 EUR	5.00	21.91%
Mercator	370.00 EUR	29,581 EUR	8.65 EUR	42.79	4.00 EUR	1.08%	162.66 EUR	2.27	6.87%
Merkur	408.21 EUR	21,594 EUR	17.09 EUR	23.89	3.50 EUR	0.86%	166.49 EUR	2.45	8.16%
Petrol	986.82 EUR	49,818 EUR	24.18 EUR	40.81	5.50 EUR	0.56%	191.27 EUR	5.16	16.09%
Telekom Slovenije	466.93 EUR	103,407 EUR	15.90 EUR	29.38	6.13 EUR	1.31%	151.50 EUR	3.08	7.77%
PRIME MARKET AVERAGE				35.14		0.93%		3.66	
ACH	62.97 EUR	19,155 EUR	6.77 EUR	9.30	0.63 EUR	1.00%	44.99 EUR	1.40	8.02%
Aerodrom ⁽⁴⁾	136.59 EUR	8,802 EUR	2.32 EUR	58.92	1.10 EUR	0.81%	25.59 EUR	5.34	19.39%
Cornet	13.95 EUR	1,510 EUR	0.909 EUR	15.35			12.94 EUR	1.08	1.14%
Delo Prodaja ⁽⁶⁾	25.80 EUR	1,496 EUR	2.59 EUR	9.943625	0.670 EUR	2.60%	30.62 EUR	0.84	4.15%
Emona obala	6.82 EUR	(6,918 EUR)	(4.18 EUR)	⁽³⁾			4.69 EUR	1.45	2.74%
Etol	210.00 EUR	3,242 EUR	13.413 EUR	15.66	5.630 EUR	2.68%	239.85 EUR	0.88	8.64%
Geodetski zavod Slovenije	20.00 EUR	275 EUR	0.731 EUR	27.37	0.380 EUR	1.90%	15.45 EUR	1.29	30.19%
Iskra Avtoelektrika	55.50 EUR	2,048 EUR	1.27 EUR	43.57	0.550 EUR	0.99%	26.11 EUR	2.13	5.36%
Istrabenz	141.49 EUR	16,035 EUR	3.10 EUR	45.71	0.650 EUR	0.46%	47.94 EUR	2.95	11.10%
Kompas MTS	23.75 EUR	3,144 EUR	1.76 EUR	13.48			82.14 EUR	0.29	0.39%
Milnotest	6.65 EUR	(713 EUR)	(0.299 EUR)	⁽³⁾	0.100 EUR	1.50%	10.20 EUR	0.65	8.42%
Nika ⁽⁶⁾	12.50 EUR	196 EUR	1.04 EUR	12.02			20.03 EUR	0.62	0.31%
Pivovarna Laško	96.77 EUR	18,760 EUR	2.17 EUR	44.69	0.40 EUR	0.41%	191.27 EUR	0.51	16.36%
Salus ⁽⁶⁾	830.36 EUR	6,379 EUR	50.56 EUR	16.42	25.00 EUR	3.01%	315.46 EUR	2.63	5.15%
Sava	549.50 EUR	33,992 EUR	16.96 EUR	32.39	2.80 EUR	0.51%	214.18 EUR	2.57	5.40%
Terme Čatež	300.10 EUR	5,755 EUR	11.74 EUR	25.56	2.19 EUR	0.73%	156.18 EUR	1.92	1.50%
Žito	389.84 EUR	4,299 EUR	12.20 EUR	31.96	4.20 EUR	1.08%	184.78 EUR	2.11	21.44%
MARKET AVERAGE ⁽⁵⁾				34.58		0.88%		3.24	

Calculated on the basis of last audit consolidated financial statements. Average number of shares traded in last 2 years has been used for the calculations.

(1) P / E = price / earnings per share, P / B = price / book value

(2) Yearly turnover / average market capitalisation on 30 Sep 2006, 31 Mar 2007 and 30 Sep 2007.

(3) Not applicable.

(4) By Aerodrom and Luka Koper P / E is calculated on all shares.

(5) Market average is obtained from last audited consolidated annual reports.

Average P/E = total market capitalisation of common shares listed on prime market or official market 30 Sep 2007 / total net profit of companies listed on prime market or official market (in 2006), adjusted with share of listed securities.

Average div. yield = total dividends, paid by the companies listed on prime market or official market in year 2007, adjusted with share of listed securities / total market capitalisation of common shares on prime market or official market (30 Sep 2007).

Average price / book value = total market capitalisation of common shares listed on prime market or official market (30 Sep 2007) / total equity of companies listed on prime market or official market (31 Dec 2006), adjusted with share of listed securities.

(6) Calculated on the basis of audit consolidated financial statements based on Slovene accounting standards.

(7) Figures adjusted due to stock split.

E2) RECORD VALUES

RECORD DAILY TURNOVER IN YEAR 2007

3rd Jul 2007

	Turnover (in EUR)	Number of bargains	Volume in pieces
Order book trades	13,674,007	1,287	238,212
Cross trades	7,303,475	90	17,058
Total	20,977,482	1,377	255,270

MAX AND MIN VALUE OF TURNOVER AND INDICES

	In 2007		1989-2006	
Monthly turnover - block trades excluded (in 000 EUR)	250,231.98	July	117,848.17	October 2006
Daily turnover - block trades excluded (in 000 EUR)	20,977.48	3 Jul 2007	20,151.71	7 Apr 2006
Number of bargains per day - block trades excluded	1,789.00	11 Jul 2007	6,391.00	27 Dec 2002
Value of block trade (in 000 EUR)	72,673.04	11 Sep 2007	75,012.95	23 Nov 2005
Max value of SBI 20 index	12,242.01	31 Aug 2007	6,464.80	18 Dec 2006
Min value of SBI 20 index	6,551.52	3 Jan 2007	891.93	10 Sep 1996
Max value of SBI TOP index	2,674.69	31 Aug 2007	1,506.88	18 Dec 2006
Min value of SBI TOP index	1,501.26	3 Jan 2007	534.14	8 Jul 2003
Max value of PIX index	7,207.18	9 Aug 2007	5,099.52	22 Dec 2006
Min value of PIX index	5,054.97	3 Jan 2007	965.15	29 Apr 1999
Max value of BIO index	119.95	9 Jan 2007	123.41	7 Oct 2005
Min value of BIO index	117.00	14 Jun 2007	100.46	5 Jul 1995
Other				
Market capitalisation of shares in EURm	19,806.20	31 Aug 2007	11,513,080	31 Dec 2006
Share in turnover of foreign investors	6.17%	31 Aug 2007	19.68%	31 Dec 2002

E3) NEW LISTED AND DELISTED SECURITIES AND CHANGES IN YEAR 2007

NEW LISTED SECURITIES

OFFICIAL MARKET

BONDS

Issuer	Trading code	Nomin. value of issue	Issue	Listing date	First trading day
NOVA LJUBLJANSKA BANKA	NLB22	29.894.000 EUR	22 nd issue	8 Jan 2007	11 Jan 2007
ABANKA VIPA	AB13	5.097.000 EUR	13 th issue	15 Feb 2007	23 Feb 2007
PROBANKA	PRB8	9.200.000 EUR	8 th issue	2 Mar 2007	7 Mar 2007
FACTOR BANKA	FB14	12.160.000 EUR	14 th issue	13 Mar 2007	16 Mar 2007
FACTOR BANKA	FB15	9.000.000 EUR	15 th issue	25 Apr 2007	4 May 2007
BANKA CELJE	BCE10	37.000.000 EUR	10 th issue	3 Sep 2007	12 Sep 2007

DELISTED SECURITIES

OFFICIAL MARKET

SHARES

Issuer	Trading code	Type of share	Delisting date
DELO	DELR	common	2 Aug 2007
DROGA KOLINSKA	DRKR	common	2 Aug 2007

SEMI-OFFICIAL MARKET

SHARES

Issuer	Trading code	Type of share	Delisting date
LESNINA EMMI	LSBG	common	10 Jan 2007
GOZDNO GOSPODARSTVO BLEĐ	GGRB	common	10 Jan 2007
RTC KRVAVEC	RKRG	common	4 Jun 2007
SIJAJ HRASTNIK	SIHG	common	18 Jun 2007
GEA COLLEGE	GEAL	common	24 Jun 2007
JATA EMONA	JAMR	common	9 Jul 2007
MITOL	MISG	common	10 Jul 2007

EXTENDED LISTING OF SECURITIES

OFFICIAL MARKET

SHARES

Issuer	Trading code	Type of share	Number of shares before extension	Number of shares after extension	Extension date
PIVOVARNA LAŠKO	PILR	common	8.578.085	8.578.391	23 Jan 2007
KOMPAS MTS	MTSG	common	594.508	954.601	1 Aug 2007
KRKA	KRKG	common	3.542.612	35.426.120	1 Sep 2007 - split

BONDS

Issuer	Trading code	Issue	Number of bonds before extension	Number of bonds after extension	Extension date
REPUBLIKA SLOVENIJA	RS59	59 th issue	18.400.000	25.553.128	20 Feb 2007

SEMI-OFFICIAL MARKET

SHARES

Issuer	Trading code	Type of share	Number of shares before extension	Number of shares after extension	Extension date
DZS	DZS	common	1.437.618	1.494.233	4 Jun 2007
ZDRAVILIŠČE ROGAŠKA	RGP	preferred	27.988	28.102	20 Jun 2007
ZDRAVILIŠČE ROGAŠKA	RGS	common	900.462	901.581	20 Jun 2007

REDUCED LISTING OF SECURITIES

BONDS

Issuer	Trading code	Issue	Number of bonds before reduction	Number of bonds after reduction	Reduction date
REPUBLIKA SLOVENIJA	RS38	38 th issue	1.000.000	820.216	20 Apr 2007
REPUBLIKA SLOVENIJA	RS49	47 th issue	78.392	77.979	20 Apr 2007
REPUBLIKA SLOVENIJA	RS53	53 th issue	1.000.000	821.939	20 Apr 2007
REPUBLIKA SLOVENIJA	RS57	57 th issue	9.000.000	6.629.324	20 Apr 2007
REPUBLIKA SLOVENIJA	RS62	62 th issue	11.800.000	11.704.850	20 Apr 2007
REPUBLIKA SLOVENIJA	RS50	50 th issue	612.818	571.596	31 May 2007
REPUBLIKA SLOVENIJA	RS52	52 th issue	4.000.000	3.506.357	31 May 2007
REPUBLIKA SLOVENIJA	RS56	56 th issue	5.000.000	4.841.198	31 May 2007
REPUBLIKA SLOVENIJA	RS58	53 th issue	9.933.000	9.535.700	31 May 2007
REPUBLIKA SLOVENIJA	RS60	57 th issue	13.000.000	9.421.021	31 May 2007
REPUBLIKA SLOVENIJA	RS61	62 th issue	12.999.999	7.880.699	31 May 2007
REPUBLIKA SLOVENIJA	RS58	58 th issue	9.535.700	8.612.290	13 Jul 2007
REPUBLIKA SLOVENIJA	RS60	60 th issue	9.421.021	8.833.535	13 Jul 2007
REPUBLIKA SLOVENIJA	RS62	62 th issue	11.704.850	9.358.736	13 Jul 2007

EXPIRED BONDS

Issuer	Trading code	Issue	Market	Last trading day
REPUBLIKA SLOVENIJA	RS31	31 st issue	official market	8 Jan 2007
REPUBLIKA SLOVENIJA	RS55	55 th issue	official market	4 Feb 2007
BANKA CELJE	BCE5	5 th issue	official market	8 Mar 2007
DBS	SZB4	4 th issue	semi-official market	27 Mar 2007
ABANKA VIPA	AB04	4 th issue	official market	28 May 2007
POŠTNA BANKA SLOVENIJE	PBS2	2 nd issue	official market	14 Jun 2007
NOVA KBM	KBM6	6 th issue	official market	15 Jun 2007
NOVA LJUBLJANSKA BANKA	NLB8	8 th issue	official market	19 Jun 2007
BANKA VIPA	VIP4E	4 th issue	official market	26 Jul 2007
PROBANKA	PRB4	4 th issue	official market	24 Sep 2007
FACTOR BANKA	FB10	10 th issue	semi-official market	1 Oct 2007

CHANGES IN NOMINAL VALUE

ISSUER	Past nominal value	Present nominal value	Number of shares traded	New trading code	Market	Change date
JATA EMONA	1,000 SIT	no par value	3,197,534	JAMR (no change)	semi-official market	8.1.2006
KRONA SENIOR ID	1,000 SIT	no par value	7,316,086	SNOG (no change)	semi-official market	4.1.2007
GORENJSKI TISK	1,000 SIT	no par value	963,349	GTKG (no change)	semi-official market	4.1.2007
MODRA LINJA HOLDING	1,000 SIT	no par value	2,192,411	MLHR (no change)	semi-official market	4.1.2007
JADRAN	1,000 SIT	no par value	165,302	JASG (no change)	semi-official market	4.1.2007
INLES	2,000 SIT	no par value	712,410	IHPG (no change)	semi-official market	11.1.2007
CINKARNA CELJE	6,000 SIT	no par value	814,626	CICG (no change)	semi-official market	12.1.2007
BELINKA	1,000 SIT	no par value	2,552,270	BELG (no change)	semi-official market	19.1.2007
NFD HOLDING	1,000 SIT	no par value	33,159,997	NF2R (no change)	semi-official market	19.1.2007
GORENJE	1,000 SIT	no par value	12,200,000	GRVG (no change)	official market	26.1.2007
GEA	1,000 SIT	no par value	1,254,960	GSBG (no change)	semi-official market	26.1.2007
EMONA OBALA	1,000 SIT	no par value	1,741,456	EOKG (no change)	official market	2 Feb 2007
MAKSIMA, DELNIŠKA ID	1,000 SIT	no par value	7,811,823	MAIR (no change)	semi-official market	2 Feb 2007
MERCATA	1,000 SIT	no par value	2,891,874	MR0R (no change)	semi-official market	2 Feb 2007
PLAMA-PUR	1,000 SIT	no par value	686,798	POPG (no change)	semi-official market	5 Feb 2007
DZS	1,000 SIT	no par value	1,437,618	DZS (no change)	semi-official market	7 Feb 2007
MERKUR	10,000 SIT	no par value	1,312,585	MER (no change)	official market	9 Feb 2007
ZVON ENA ID	1,000 SIT	no par value	2,277,577	ZVIR (no change)	semi-official market	15 Feb 2007
AKTIVA NALOŽBE	1,000 SIT	no par value	13,591,508	ATPG (no change)	semi-official market	22 Feb 2007
NFD 1 DELNIŠKI INVESTICIJSKI SKLAD	100 SIT	no par value	160,580,300	NF1N (no change)	semi-official market	27 Feb 2007
ISKRA AVTOELEKTRIKA	2,000 SIT	no par value	1,608,313	IALG (no change)	official market	5 Mar 2007
GRAND HOTEL UNION	1,000 SIT	no par value	1,814,613	GHUG (no change)	semi-official market	22 Mar 2007
VIZIJA HOLDING	1,000 SIT	no par value	277,503	VIHR (no change)	semi-official market	17 Apr 2007
VIZIJA HOLDING ENA	1,000 SIT	no par value	2,129,725	VZPG (no change)	semi-official market	18 Apr 2007
NIKA	1,000 SIT	no par value	189,876	NIKN (no change)	official market	20 Jun 2007
MELAMIN	1,000 SIT	no par value	349,913	MKOG (no change)	semi-official market	3 Jul 2007
TRIGLAV NALOŽBE	1,000 SIT	no par value	13,182,366	TRSG (no change)	semi-official market	26 Jul 2007
LIP BLED	1,000 SIT	no par value	1,942,454	LLBG (no change)	semi-official market	30 Jul 2007
LUKA KOPER	1,000 SIT	no par value	7,140,000	LKPG (no change)	official market	3 Aug 2007
KRKA	4,000 SIT	no par value	35,426,120	KRKG (no change)	official market	3 Sep 2007
LESNINA	38,000 SIT	no par value	76,495	MILG (no change)	semi-official market	4 Sep 2007
VIPA HOLDING	1,000 SIT	no par value	7,347,565	VHDR (no change)	semi-official market	12 Sep 2007
JUTEKS	1,000 SIT	no par value	641,432	JTKG (no change)	semi-official market	14 Sep 2007
HELIOS	10,000 SIT	no par value	219,861	HDOG (no change)	semi-official market	20 Sep 2007
PRVA POKOJNINSKA DRUŽBA	10,000 SIT	no par value	170,000	PPDG (no change)	semi-official market	20 Sep 2007

F) LIST OF SECURITIES

F1) OFFICIAL MARKET (1)

CORPORATE BONDS

	Issuer	Trading code	First trading day	Nominal value of issue traded	Coupon interest rate	Maturity	Sector
1	ABANKA VIPA	AB06	25 Nov 2002	13,500,000 EUR	5.9% p.a.	2002-2009	banking
2	ABANKA VIPA	AB07	30 Oct 2003	17,300,000 EUR	5.3% p.a.	2003-2010	banking
3	ABANKA VIPA	AB08	16 Oct 2006	10,000,000 EUR	4.9% p.a.	2003-2011	banking
4	ABANKA VIPA	AB09	16 Oct 2006	10,000,000 EUR	4.7% p.a.	2003-2011	banking
5	ABANKA VIPA	AB10	16 Oct 2006	21,000,000 EUR	4.6% p.a.	2004-2011	banking
6	ABANKA VIPA	AB11	30 Jun 2006	20,865,000 EUR	4.0% p.a.	2005-2010	banking
7	ABANKA VIPA	AB12	30 Jun 2006	20,865,000 EUR	3.8% p.a.	2005-2010	banking
8	ABANKA VIPA	AB13	23 Feb 2007	5,097,000 EUR	6m EURIBOR + 50 b.p.	2006-2008	banking
9	ABANKA VIPA	VIP5	24 Dec 1998	250,000 EUR	6% p.a.	1998-2008	banking
10	ABANKA VIPA	VIP6	6 Mar 2000	500,000 EUR	5.5% p.a.	1999-2009	banking
11	ABANKA VIPA	VIP7	19 July 2001	875,000 EUR	6.2% p.a.	2001-2010	banking
12	BANKA CELJE	BCE9	16 Oct 2006	20,864,500 EUR	3.8% p.a.	2005-2010	banking
13	BANKA CELJE	BCE6A	30 Sept 2002	10,000,000 EUR	5.6% p.a.	2002-2008	banking
14	BANKA CELJE	BCE7	17 Nov 2003	10,000,000 EUR	5.15% p.a.	2003-2010	banking
15	BANKA CELJE	BCE8	26 Oct 2004	12,500,000 EUR	4.9% p.a.	2004-2011	banking
16	BANKA CELJE	BCE10	12 Sep 2007	37,000,000 EUR	5.0% p.a.	2007-2017	banking
17	BLAGOVNO TRGOVINSKI CENTER	BTC1E	24 Feb 1997	1,247,800 EUR	10.5% p.a.	1996-2008	retail, wholesale and real estate trade
18	FACTOR BANKA	FB14	7 Mar 2007	12,160,000 EUR	4.0% p.a.	2006-2012	banking
19	FACTOR BANKA	FB15	4 May 2007	9,000,000 EUR	6m EURIBOR + 1.05% p.a.	2006-2012	banking
20	HOTELI BERNARDIN	HTB1E	28 June 1999	3,211,800 EUR	8.5% p.a.	1999-2009	hotel and restaurant activities
21	NOVA KBM	KBM5	26 Oct 2004	25,037,400 EUR	5.3% p.a.	2004-2009	banking
22	NOVA KBM	KBM7	30 Jun 2005	29,210,300 EUR	4.1% p.a.	2004-2011	banking
23	NOVA KBM	KBM8	30 Jun 2005	29,210,300 EUR	3.9% p.a.	2005-2010	banking
24	NOVA LJUBLJANSKA BANKA	NLB10	18 Jun 2003	45,168,721 EUR	3% p.a. + TOM	2002-2007	banking
25	NOVA LJUBLJANSKA BANKA	NLB11	18 Jun 2003	26,326,000 EUR	5.1% p.a.	2002-2009	banking
26	NOVA LJUBLJANSKA BANKA	NLB12	14 Nov 2003	33,383,200 EUR	2.65% + TOM	2003-2008	banking
27	NOVA LJUBLJANSKA BANKA	NLB13	14 Nov 2003	48,962,722 EUR	7% p.a.	2003-2013	banking
28	NOVA LJUBLJANSKA BANKA	NLB14	16 Oct 2006	17,000,000 EUR	5% p.a.	2003-2008	banking
29	NOVA LJUBLJANSKA BANKA	NLB15	16 Oct 2006	54,717,569 EUR	4.8% p.a.	2004-2012	banking
30	NOVA LJUBLJANSKA BANKA	NLB16	30 Jun 2005	32,363,761 EUR	4.0% p.a.	2004-2009	banking
31	NOVA LJUBLJANSKA BANKA	NLB17	30 Jun 2005	42,435,889 EUR	3.85% p.a.	2005-2011	banking
32	NOVA LJUBLJANSKA BANKA	NLB18	29 Dec 2005	62,593,500 EUR	4.15% p.a.	2005-2015	banking
33	NOVA LJUBLJANSKA BANKA	NLB19	29 Dec 2005	41,729,000 EUR	4.0% p.a.	2005-2016	banking
34	NOVA LJUBLJANSKA BANKA	NLB20	25 Aug 2006	23,827,259 EUR	3.75% p.a. first 3 years, then 6m EURIBOR + 30 b.p.	2006-2013	banking
35	NOVA LJUBLJANSKA BANKA	NLB21	27 Dec 2006	29,001,655 EUR	4.0% p.a.	2006-2009	banking
36	NOVA LJUBLJANSKA BANKA	NLB22	11 Jan 2007	29,894,000 EUR	6m EURIBOR + 25 b.p.	2006-2011	banking
37	POSLOVNI SISTEM MERCATOR	MEO1	16 Oct 2006	36,540,000 EUR	4.8% p.a.	2004-2011	commerce industry, agriculture
38	POŠTNA BANKA SLOVENIJE	PBS5	16 Oct 2006	10,000,000 EUR	4.8% p.a.	2004-2008	banking
39	POŠTNA BANKA SLOVENIJE	PBS6	16 Oct 2006	4,172,900 EUR	4.4% p.a.	2004-2012	banking
40	POŠTNA BANKA SLOVENIJE	PBS7	16 Oct 2006	16,691,600 EUR	4.7% p.a.	2004-2011	banking
41	PROBANKA, MARIBOR	PRB6	16 Oct 2006	6,500,000 EUR	5.7% p.a.	2002-2008	banking
42	PROBANKA, MARIBOR	PRB7	16 Oct 2006	12,000,000 EUR	5.2% p.a.	2004-2010	banking
43	PROBANKA, MARIBOR	PRB8	16 Mar 2007	9,200,000 EUR	3.9% p.a.	2006-2012	banking
44	STANOVANJSKI SKLAD RS	SSR1E	4 Jul 1996	1,146,085 EUR	6% p.a.	1995-2010	national mortgage agency
45	STANOVANJSKI SKLAD RS	SSR2	30 Jun 1998	1,867,600 EUR	7.2% p.a. + TOM	1998-2008	national mortgage agency
46	STANOVANJSKI SKLAD RS	SSR3	16 Oct 2006	4,019,600 EUR	TOM + 6.10% p.a.	2001-2011	national mortgage agency

MUNICIPAL and GOVERNMENT BONDS

	Issuer	Trading code	First trading day	Nominal value of issue traded	Coupon interest rate	Maturity	Sector
1	REPUBLIC OF SLOVENIA	RS18	15 May 2000	50,000,000 EUR	6% p.a.	2000-2010	government bond
2	REPUBLIC OF SLOVENIA	RS21	18 Nov 2002	33,149,009 EUR	1% p.a. + TOM	2001-2015	government bond
3	REPUBLIC OF SLOVENIA	RS23	20 Feb 2001	40,000,000 EUR	6% p.a.	2001-2011	government bond
4	REPUBLIC OF SLOVENIA	RS26	14 June 2001	50,000,000 EUR	5.375% p.a.	2001-2011	government bond
5	REPUBLIC OF SLOVENIA	RS29	25 Jan 2002	55,000,000 EUR	5.375% p.a.	2002-2012	government bond
6	REPUBLIC OF SLOVENIA	RS32	25 Jan 2002	23,865,500 EUR	5.375% p.a.	2002-2012	government bond
7	REPUBLIC OF SLOVENIA	RS33	9 Apr 2002	127,166,004 EUR	8% p.a.	2002-2022	government bond
8	REPUBLIC OF SLOVENIA	RS38	30 Apr 2002	82,021,600 EUR	5.63% p.a.	2002-2017	government bond
9	REPUBLIC OF SLOVENIA	RS39	18 Nov 2002	20,662,413 EUR	1% p.a. + TOM	2002-2008	government bond
10	REPUBLIC OF SLOVENIA	RS44	29 Nov 2002	12,372,653 EUR	6.65% p.a.	2002-2012	government bond
11	REPUBLIC OF SLOVENIA	RS48	10 Dec 2002	60,000,000 EUR	4.75% p.a.	2002-2012	government bond
12	REPUBLIC OF SLOVENIA	RS49	22 Jan 2003	29,632,020 EUR	4.75% p.a.	2003-2022	government bond
13	REPUBLIC OF SLOVENIA	RS50	11 Mar 2003	57,159,600 EUR	4.50% p.a.	2003-2013	government bond
14	REPUBLIC OF SLOVENIA	RS52	17 Apr 2003	146,320,278 EUR	6.25% p.a.	2003-2008	government bond
15	REPUBLIC OF SLOVENIA	RS53	17 Apr 2003	82,193,900 EUR	4.875% p.a.	2003-2018	government bond
16	REPUBLIC OF SLOVENIA	RS54	29 Oct 2003	125,190,000 EUR	5.75% p.a.	2003-2013	government bond
17	REPUBLIC OF SLOVENIA	RS56	24 Feb 2004	202,023,193 EUR	4.875% p.a.	2004-2009	government bond
18	REPUBLIC OF SLOVENIA	RS57	29 Mar 2004	276,641,691 EUR	4.875% p.a.	2004-2014	government bond
19	REPUBLIC OF SLOVENIA	RS58	2 Feb 2005	359,390,862 EUR	3.25% p.a.	2005-2008	government bond
20	REPUBLIC OF SLOVENIA	RS59	2 Feb 2005	1,066,332,031 EUR	4% p.a.	2005-2016	government bond
21	REPUBLIC OF SLOVENIA	RS60	14 Apr 2005	368,623,416 EUR	3.5% p.a.	2005-2010	government bond
22	REPUBLIC OF SLOVENIA	RS61	24 Jan 2006	328,861,569 EUR	3.25% p.a.	2006-2011	government bond
23	REPUBLIC OF SLOVENIA	RS62	24 Jan 2006	390,540,053 EUR	3.5% p.a.	2005-2017	government bond

TOM (abbreviation for: "temeljna obrestna mera" - base interest rate) - indexation factor, calculated as twelve month average of monthly consumer price index

F1) OFFICIAL MARKET (2)

COMMON SHARES

PRIME MARKET SHARES

	Issuer	Trading code	First trading day	Nominal value of issue listed	Number of shares traded	Isin code	Sector
			10 Nov 2000 (2) June 1998 free market)				
1	GORENJE, VELENJE	GRVG		no par value	12,200,000	SI 003110407 6	household appliances
2	INTEREUROPA, KOPER	IEKG	12 Jan 1998	no par value	7,902,413	SI 003110009 0	retail trade
3	LUKA KOPER	LKPG	20 Nov 1996	no par value	7,140,000	SI 003110134 6	transport
4	KRKA TOVARNA ZDRAVIL, NOVO MESTO	KRKG	4 Nov 1997	no par value	35,426,120	SI 003110212 0	pharmaceutical & chemical industry
5	MERCATOR, LJUBLJANA	MELR	22 Dec 1997	157,125,730 EUR	3,765,361	SI 003110008 2	commerce industry, agriculture
6	MERKUR, NAKLO	MER	30 Nov 1998	no par value	1,312,585	SI 003110463 9	wholesale and retail trade
7	PETROL, LJUBLJANA	PETG	5 May 1997	52,235,879 EUR	2,086,301	SI 003110215 3	crude-oil and gas trade
8	TELEKOM SLOVENIJE	TLSG	2 Oct 2006	no par value	6,535,478	SI 0031104290	telecommunication

SHARES

	Issuer	Trading code	First trading day	Nominal value of issue listed	Number of shares traded	Isin code	Sector
1	AERODROM, LJUBLJANA	AELG	8 Oct 1997	no par value	1,936,229	SI 003110327 6	airport services
2	AUTOCOMMERCE, LJUBLJANA	ACLG	24 Jan 2006	12,046,724 EUR	2,886,877	SI 003110152 8	distributors
3	COMET, ZREČE	CHZG	2 Nov 1998	no par value	1,700,688	SI 003110440 7	grinding wheels and other non-metals production
4	DELO PRODAJA	DPRG	12 Feb 2001	no par value	593,549	SI 003110707 9	trade
5	EMONA OBALA	EOKG	7 Jan 1998	no par value	1,741,456	SI 003110268 2	commerce
6	ETOL, CELJE	ETOG	21 Feb 1997	no par value	254,619	SI 003110133 8	essential oils and fragrances production
7	GEODETSKI ZAVOD SLOVENIJE	GZRG	8 Jan 2001	1,584,961 EUR	379,820	SI 003111033 9	surveying and cartography
8	ISKRA AVTOELEKTRIKA	IALG	16 Oct 2006	13,422,742 EUR	1,608,313	SI 003110704 6	production of electrical equipment for machinery and vehicles
9	ISTRABENZ, KOPER	ITBG	16 June 1997	no par value	5,180,000	SI 003110207 0	holding companies management
10	KOMPAS MTS	MTSG	8 Dec 2000	no par value	594,601	SI 003110370 6	catering service, border-crossing and tourist services
11	MLINOTEST, AJDOVŠČINA	MAJG	3 Apr 2000	no par value	2,389,177	SI 003110820 0	food processing industry
12	NIKA, BREŽICE	NIKN	23 June 1992	no par value	189,876	SI 003110079 3	financial consultancy and services
13	PIVOVARNA LAŠKO	PILR	1 Feb 2000	no par value	8,578,391	SI 003110741 8	brewery
14	SALUS, LJUBLJANA	SALR	16 Jan 1992	563,262 EUR	134,980	SI 003110568 5	full-line pharmaceutical wholesale
15	SAVA, KRANJ	SAVA	6 Jan 2000	83,750,083 EUR	2,006,987	SI 003110845 7	chemicals
16	TERME CATEŽ	TCRG	26 Aug 1993	14,970,356 EUR	597,916	SI 003110063 7	health resort
17	ŽITO, LJUBLJANA	ZTOG	20 Mar 2000	no par value	355,792	SI 003110844 0	flour, bread, pasta and sweets production

PREFERRED SHARES

	Issuer	Trading code	First trading day	Nominal value of issue listed	Number of shares traded	Isin code	Sector
1	PROBANKA, MARIBOR	PRBP	30 Mar 1993	no par value	396,235	SI 002120040 5	banking

MUTUAL FUNDS

	Mutual fund	Trading code	First trading day	Value of first trade	Number of coupons on first trading day	Isin code	Sector
1	MP-BALKAN.SI	MPBL	24 Nov 2006	62.36	82,689	SI 002140002 1	mutual fund
2	MP-EUROSTOCK.SI	MPEU	16 Jun 2006	5.47	728,413	SI 002140001 3	mutual fund / ETF
3	Probanka globalni naložbeni sklad	PBGS	24 Nov 2006	0.710	142,885,835	SI 002140003 9	mutual fund

F2) SEMI-OFFICIAL MARKET (1)

CORPORATE BONDS

	Issuer	Trading code	First trading day	Nominal value of issue traded	Interest rate	Maturity	Sector
1	BANKA ZASAVJE	BZ03	27 Jul 2004	5,000,000 EUR	4.5% p.a.	2004-2011	banking
2	CIMOS	CIM1	21 Jul 2005	20,000,000 EUR	5.75% p.a.	2004-2011	automobile industry
3	DARS	DRS1	30 Dec 2004	56,042,047 EUR	5.1% p.a.	2004-2024	performing financial engineering, preparatory, organization and policy making of building, maintenance of road network and management of super highways in Republic of Slovenia
4	DARS	DRS2	8 Nov 2005	61,758,920 EUR	4.5% p.a.	2005-2025	performing financial engineering, preparatory, organization and policy making of building, maintenance of road network and management of super highways in Republic of Slovenia
5	DARS	DRS3	3 Feb 2006	42,563,580 EUR	4.0% p.a.	2005-2020	performing financial engineering, preparatory, organization and policy making of building, maintenance of road network and management of super highways in Republic of Slovenia
6	DEOS	DEO1	28 Sep 2005	5,825,900 EUR	6% p.a.	2004-2014	the construction and maintenance of safe homes
7	FMR	FMR1	5 May 2005	5,000,000 EUR	4.6% p.a.	2004-2009	holding companies management
8	FACTOR BANKA	FB06	23 May 2005	4,196,500 EUR	2% + 6month EURIBOR	2002-2009	banking
9	FACTOR BANKA	FB08	10 May 2005	6,300,000 EUR	4.8% p.a.	2003-2008	banking
10	FACTOR BANKA	FB09	10 May 2005	5,927,000 EUR	4.8% p.a.	2004-2014	banking
11	FACTOR BANKA	FB11	25 Oct 2005	13,000,000 EUR	1.5% + 6 month EURIBOR	2005-2020	banking
12	FACTOR BANKA	FB12	7 Mar 2006	10,425,000 EUR	3.75% p.a.	2005-2010	banking
13	FACTOR BANKA	FB13	26 Jun 2006	7,330,443 EUR	2.00% p.a.	2005-2008	banking
14	KD HOLDING	KDH1	16 Dec 2005	40,000,000 EUR	5.45% p.a.	2005-2015	holding companies management
15	KD HOLDING	KDH2	7 Apr 2006	40,000,000 EUR	4.85% p.a.	205-2015	holding companies management
16	POTEZA NALOŽBE	PN01	29 Sep 2004	8,385,000 EUR	5.25% p.a.	2003-2011	enterprise and business counseling
17	SIP, STROJNA INDUSTRIJA	SIPBE	19 June 2000	882,338 EUR	6% p.a.	1999-2009	manufacturing farm equipment

INSURANCE

	Issuer	Trading code	First trading day	Nominal value of issue traded	Coupon interest rate	Maturity	Sector
1	ZAVAROVALNICA TRIGLAV	ZT01	2 Jun 2004	30,000,000 EUR	5.125% p.a.	2003-2013	insurance

MUNICIPAL and GOVERNMENT BONDS

	Issuer	Trading code	First trading day	Nominal value of issue traded	Coupon interest rate	Maturity	Sector
1	SLOVENSKA ODŠKODNINSKA DRUŽBA	SOS2E	7 Apr 1997	622,805,951 EUR	6% p.a.	1996-2016	meeting commitments deriving from denationalisation process

TOM (abbreviation for: "temeljna obrestna mera" - base interest rate) - indexation factor calculated as twelve month average of monthly consumer price index

F2) SEMI-OFFICIAL MARKET (2)

COMMON SHARES

	Issuer	Trading code	First trading day	Nominal value of issue traded	Number of shares traded	Isin code	Sector
1	AKTIVA NALOŽBE, LJUBLJANA	ATPG	27 Feb 2004	no par value	13,591,508	SI 002111216 2	holding companies management
2	ALPETOUR POTOVALNA AGENCIJA	APAG	2 Aug 2000	no par value	374,340	SI 003110989 3	passengers transport
3	ALPOS	APOG	10 Apr 2006	6,047,112 EUR	144,913	SI 003111342 4	production of metal goods and equipment
4	BELINKA HOLDING	BELG	19 Oct 2000	no par value	2,552,270	SI 003110216 1	holding companies management
5	CENTER NALOŽBE	IFHR	22 Jul 2004	no par value	3,777,004	SI 002111308 7	holding companies management
6	CETIS, CELJE	CETG	10 Mar 1997	no par value	200,000	SI 003110084 3	paper industry and graphics
7	CINKARNA, CELJE	CICG	6 Mar 1998	no par value	814,626	SI 003110380 5	metallurgic and chemical industry
8	DZS, LJUBLJANA	DZS	12 May 1999	no par value	1,494,233	SI 003110527 1	publishing and trading
9	ELMO, LJUBLJANA	IELG	22 Feb 2001	no par value	708,000	SI 003111026 3	electrical installations
10	ETRA 33	ETRG	7 Nov 2002	no par value	45,423	SI 003110712 9	production of electromotors, generators and transformers
11	FOND INVEST	MHLG	30 Jan 2001	no par value	595,241	SI 003111007 3	holding companies management
12	GEA TOVARNA OLJA	GSBG	30 June 1996	no par value	1,254,960	SI 003110129 6	oil - producing industry
13	GORENJSKI TISK, KRANJ	GTKG	19 Sep 1996	no par value	963,349	SI 003110119 7	graphics services
14	GORIŠKE OPEKARNE, RENČE	GORG	8 Mar 1999	2,185,086 EUR	523,634	SI 003110499 3	production of different clay brick products
15	GRAND HOTEL UNION	GHUG	5 Jan 2000	7,572,246 EUR	1,814,613	SI 003110865 5	hotel industry
16	HELIOS, DOMŽALE	HDOG	19 Sep 1996	no par value	219,861	SI 003110114 8	intermediary on fuel, mine sector
17	HIDROTEHNIK, LJUBLJANA	VHLG	5 July 1999	no par value	384,472	SI 003110551 1	building industry and protection against flood damage
18	HRAM HOLDING	ST1R	27 Jan 2004	no par value	4,346,667	SI 002111210 5	holding companies management
19	INFOND HOLDING	IFFR	23 Sept 2002	no par value	16,833,414	SI 002111076 0	holding companies management
20	INLES, RIBNICA	IHPG	8 Oct 1999	no par value	712,410	SI 003110745 9	production of furniture
21	INTERTRADE ITA	INRG	20 Oct 1997	2,901,477 EUR	69,531	SI 003110333 4	mechanical engineering representative
22	JADRAN, SEŽANA	JASG	23 Sep 1996	no par value	165,302	SI 003110154 4	commerce industry
23	JAVOR, PIVKA	JPIG	13 Nov 2000	4,985,395 EUR	1,194,700	SI 003110910 9	production of plywood, bound and layer wood, fibre and other slabs
24	JELEN, SLOVENSKE KONJICE	JESG	29 Nov 1999	282,916 EUR	67,798	SI 003110430 8	restaurant & hotel capacities
25	JUTEKS, ŽALEC	JTKG	2 Nov 1999	no par value	641,432	SI 003110786 3	carpet production on various linings
26	KD HOLDING	KDHR	5 Feb 2001	no par value	2,675,640	SI 003111046 1	holding companies management
27	KOŠAKI TMI, MARIBOR	TKMG	11 Oct 1999	1,804,206 EUR	43,236	SI 003110424 1	secondary meat industry and production of meat products
28	KRONA HOLDING	KRHR	9 May 2002	no par value	1,287,121	SI 002111124 8	holding companies management
29	LESNINA	MILG	12 Jan 2002	no par value	76,495	SI 003111116 2	wholesale and retail of furniture

F2) SEMI-OFFICIAL MARKET (3)

COMMON SHARES

	Issuer	Trading code	First trading day	Nominal value of issue traded	Number of shares traded	Isin code	Sector
30	LIP BLEB	LLBG	12 Jan 2000	no par value	1,942,454	SI 003110871 3	wood manufacturing
31	LIZ INŽENIRING, LJUBLJANA	LIZG	11 Mar 1999	516,800 EUR	123,846	SI 003110371 4	consulting and engineering in object construction
32	MARINA, PORTOROŽ	MAPG	19 Sep 1996	2,620,030 EUR	313,932	SI 003110058 7	naval and hotel industry
33	MAKSIMA HOLDING	MAHR	6 May 2003	26,706,101 EUR	6,399,850	SI 002111151 1	holding companies management
34	MAKSIMA INVEST	MKIR	26 Oct 2004	no par value	7,451,949	SI 002111319 4	holding companies management
35	MEDVEŠEK PUŠNIK, LJUBLJANA	MPLR	12 Dec 1997	no par value	80,000	SI 002110324 5	financial consulting
36	MELAMIN, KOČEVJE	MKOG	23 Sep 1996	no par value	349,913	SI 00311020 1	chemical industry
37	MERCATA	MROR	27 Jul 2004	no par value	2,891,874	SI 002111199 0	holding companies management
38	MESNA INDUSTRIJA PRIMORSKE	MIPG	19 June 2000	6,170,681 EUR	1,478,742	SI 003110969 5	meat processing industry; wholesale and retail trade with provisions
39	MKT PRINT	MKTG	11 Oct 1999	4,337,924 EUR	103,954	SI 003110094 2	printing, publishing, retail and wholesale
40	MODRA LINIJA HOLDING	MLHR	20 Nov 2002	no par value	2,192,411	SI 002111058 8	holding companies management
41	M1	MR1R	4 Aug 2004	no par value	2,681,638	SI 002111311 1	holding companies management
42	NAMA, LJUBLJANA	NALN	30 Apr 2004	3,980,116 EUR	953,795	SI 003110269 0	retail trade and renting of business premises
43	NFD HOLDING	NF2R	10 Dec 2003	no par value	33,159,997	SI 002111200 6	holding companies management
44	NIKO, ŽELEZNIKI	NKPG	17 Sep 1999	1,497,037 EUR	35,875	SI 003110717 8	office material, industrial paper-clips, electromagnets and other metal mechanisms production
45	PLAMA PUR	POPG	6 Dec 1999	no par value	686,798	SI 003110822 6	production and refashioning of poliuretanic (plastic) foams
46	KD GROUP	SKDR	21 Dec 2000	no par value	186,436	SI 003111016 4	holding companies management
47	SLOVENIJALLES, LJUBLJANA	SLLG	8 May 1996	no par value	273,377	SI 003110040 5	commerce, engineering, representation
48	TEKSTINA, AJDOVŠČINA	TEAG	12 Feb 1997	4,704,110 EUR	1,127,293	SI 03110221 1	textile industry
49	TERME DOBRNA	ZDDG	5 July 1999	2,899,927 EUR	692,542	SI 03110539 6	medical services, tourist and hotel trade
50	TOSAMA, DOMŽALE	TODG	13 Sep 1996	12,338,090 EUR	295,670	SI 003110136 1	sanitary material production
51	TOVARNA SLADKORJA ORMOŽ	TSOR	12 Apr 1996	20,746,244 EUR	497,163	SI 003110020 7	sugar production
52	TRDNJAVA HOLDING	TROR	31 Mar 2004	10,820,911 EUR	2,593,123	SI 002111219 6	holding companies management
53	TRDNJAVA I HOLDING	TR1R	31 Mar 2004	3,721,207 EUR	891,750	SI 002111220 4	holding companies management
54	TRIGLAV NALOŽBE	TRSG	7 Apr 2004	no par value	13,182,366	SI 002111223 8	holding companies management
55	TUB SWATY, MARIBOR	TUBG	30 Dec 1997	no par value	288,940	SI 003110344 1	production and trade of knife grinders
56	VELANA, LJUBLJANA	VLJG	23 Dec 2002	5,882,344 EUR	1,409,645	SI 003110069 4	non-clothing textile manufacturer
57	VIPA HOLDING	VHDR	5 Nov 2003	no par value	7,347,565	SI 002111131 3	other financial intermediation
58	VIZIJA HOLDING	VIHR	17 Mar 2003	9,503,852 EUR	2,277,503	SI 002111125 5	holding companies management
59	VIZIJA HOLDING ENA	VZPG	3 Feb 2004	8,887,185 EUR	2,129,725	SI 002111211 3	holding companies management
60	ZDRAVILIŠČE ROGAŠKA	RGS	11 Feb 1999	3,762,231 EUR	901,581	SI 003110489 4	health resort
61	ZLATA MONETA II finančna družba	ZM2R	13 Nov 2003	no par value	8,232,861	SI 002111198 2	other financial intermediation
62	ZVON ENA HOLDING	ZVHR	30 Oct 2003	51,876,744 EUR	12,431,743	SI 002111177 6	holding companies management
63	ZVON DVA HOLDING	ZV2R	25 Feb 2004	58,925,613 EUR	14,120,934	SI 002111215 4	holding companies management
64	ŽELEZARNA RAVNE - MONTER DRAVOGRAD	ZMDG	17 Sep 1999	no par value	336,225	SI 003110696 4	management of investment portfolios of subsidiaries

PREFERRED SHARES

	Issuer	Trading code	First trading day	Nominal value of issue traded	Number of shares traded	Isin code	Sector
1	KD HOLDING	KDHP	18 July 2001	no par value	266,413	SI 003120050 2	holding companies management
2	PRVA POKOJNINSKA DRUŽBA	PPDG	20 Jul 2005	no par value	170,000	SI 002120064 5	pension insurance
3	ZDRAVILIŠČE ROGAŠKA	RGP	11 Feb 1999	234,535 EUR	28,102	SI 003120028 8	health resort

INVESTMENT COMPANIES

	Issuer	Trading code	First trading day	Nominal value of issue traded	Number of shares traded	Isin code	Sector
1	MAKSIMA, delniška ID	MAIR	21 May 2003	no par value	7,811,823	SI 002111152 9	investment fund
2	INFOND ID	IFIR	23 Sept 2002	no par value	8,132,314	SI 002111078 6	investment fund
3	INFOND ID 1	IFDR	2 Aug 2004	no par value	4,956,471	SI 002111307 9	investment fund
4	KD ID	KDIR	9 Feb 2001	no par value	9,181,542	SI 002111341 8	investment fund
5	KRONA SENIOR	SNOG	8 Dec 1998	no par value	7,316,086	SI 002110590 1	investment fund
6	NFD 1 DELNIŠKI INVESTICIJSKI SKLAD	NF1N	26 Oct 1998	67,008,972 EUR	160,580,300	SI 002110600 8	investment fund
7	ZVON ENA ID	ZVIR	24 Nov 2003	no par value	2,277,577	SI 002111178 4	investment fund