



LJUBLJANA STOCK EXCHANGE
Investment Point of Slovenia.

MONTHLY STATISTICS
LJUBLJANA STOCK EXCHANGE
NOVEMBER 2007
Year XIII., No. 11/07

TURNOVER

Market	Turnover (in 000 EUR)	Volume in pieces	Number of bargains
Official market	173,280	2,752,206	17,131
Prime market shares	140,359	950,204	12,383
Shares	27,915	226,474	3,695
Bonds	3,072	822,454	293
Open-end funds	1,934	753,074	760
Semi-official market	22,195	2,276,926	7,095
Shares	7,467	845,467	3,972
Bonds	7,938	165,251	363
Close-end funds	6,789	1,266,208	2,760
Short-term securities	0	0	0
Market maker trading segment*	45,092	1,078,233	12
Bonds	44,719	1,075,608	10
Short-term securities	373	2,625	2
Total via BTS	195,475	5,029,132	24,226

*special segment for trading in securities issued by Republic of Slovenia.

MARKET SIZE

Market	Market capitalisation (in EURm)	Number of securities	Number of issuers
Official market	20,395	98	37
Prime market shares	11,744	8	8
Shares	3,547	17	17
Bonds	4,945	70	12
Open-end funds	158	3	2
Semi-official market	4,673	90	82
Shares	2,701	63	61
Bonds	1,013	20	12
Close-end funds	959	7	7
Total (cap. of shares)	17,992	188	119

MONTHLY TURNOVER BY MARKETS
IN 000 EUR - SHARES

	Regulated market		Reported block trades	Off-market trades*
	Normal trades	Block Trades		
nov.06	69,039		34,876	72,613
dec.06	84,984		55,132	117,440
jan.07	152,923		105,643	147,840
feb.07	106,637		122,846	122,951
mar.07	143,778		55,869	51,456
apr.07	129,587		50,537	141,598
may.07	131,563		111,162	292,941
jun.07	159,559		109,704	223,093
jul.07	229,414		249,501	341,272
aug.07	221,489		76,519	627,819
sep.07	155,411		110,215	377,188
oct.07	146,270	4,140	90,802	862,649
nov.07	157,104	18,638		353,871

* appreciation of off-market transactions with listed securities based on volume of off-market transaction (block trades excluded) and their monthly average prices

PRIME MARKET SHARES

	Turnover (in 000 EUR)	Number of bargains	Market capitalisation (in EURm)
KRKA	49,220	5,422	4,024
PETROL	31,298	821	1,929
TELEKOM SLOVENIJE	14,458	1,003	2,615
MERKUR	14,402	894	505
MERCATOR	12,397	1,015	1,174
GORENJE	9,600	1,379	537
LUKA KOPER	6,390	1,301	657
INTEREUROPA	2,594	548	304
TOTAL	140,359	12,383	11,744

MONTHLY TURNOVER BY MARKETS
IN 000 EUR - OTHER SECURITIES

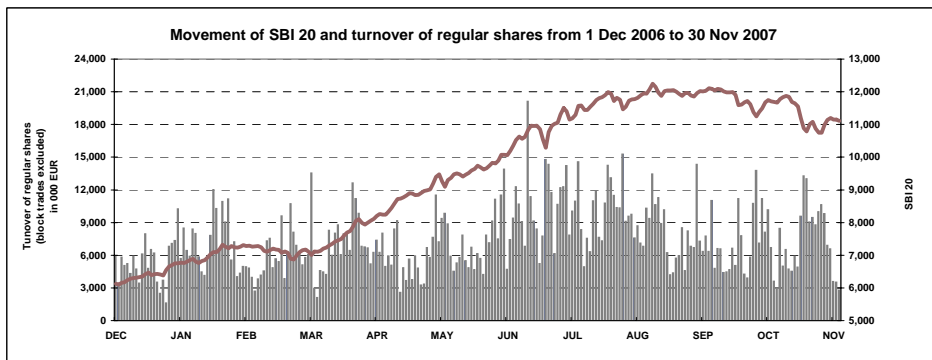
	Regulated market			Reported block trades	Off-market trades*
	Normal trades	Block trades	Market maker segment**		
nov.06	16,818		66,708	17,757	22,422
dec.06	18,652		36,734	13,334	64,423
jan.07	29,165		17,424	11,027	6,076
feb.07	24,655		70,213	6,814	91,806
mar.07	25,249		41,236	5,746	159,576
apr.07	22,738		18,258	4,846	59,538
may.07	20,501		5,984	6,389	390,305
jun.07	22,942		109,354	17,428	164,833
jul.07	20,818		39,616	1,487	18,657
aug.07	17,857		3,524	2,424	24,070
sep.07	14,926		6,735	7,302	10,149
oct.07	7,970	235	34,349	5,725	103,106
nov.07	16,483	3,244	45,092		158,111

* appreciation of off-market transactions with listed securities based on volume of off-market transaction (block and Market Maker Trading Segment trades excluded) and their monthly average prices

** special segment for trading in securities issued by Republic of Slovenia

NOMINAL RETURN

STOCK EXCHANGE INDICES	Nominal return 30 Nov 2007 / 31 Oct 2007	Nominal return 30 Nov 2007 / 31 Dec 2006	Nominal return 30 Nov 2007 / 30 Nov 2006
Exchange Index (SBI20)	-4.75%	74.13%	83.19%
Slovene Blue-Chip Index (SBI TOP)	-4.33%	65.64%	71.79%
Investment Fund Index (PIX)	0.06%	36.06%	41.22%
Bond Index (BIO)	0.03%	-2.39%	-2.90%



ISSUER

Ljubljana Stock Exchange Inc.
Slovenska 56
1000 Ljubljana

INFORMATIONS

E-mail:	info@ljse.si
Phone:	+386 1 47-10-211 +386 1 47-10-205
Contact persons:	Nataša Žabkar, Boštjan Šbül

STATISTICS ON WEB:

<http://www.ljse.si/cgi-bin/jve.cgi?doc=1989&sid=oW6SxKEMNaGgXs4b>



The screenshot shows the homepage of the Ljubljana Stock Exchange (BORZA). The header includes the logo and navigation tabs: WHAT'S NEW, SECURITIES, STATISTICAL DATA, FOR ISSUERS, FOR INVESTORS, ABOUT THE LJSE. The main content area features a 'New!' announcement for the 'Monthly Statistical Report Free of Charge'. Below this is a table of 'PRIME MARKET SHARES' as of Dec 12, 2007.

Symbol	Value (EUR)	Change in %	Turnover (000 EUR)
BNVS	43.68	0.14% ▲	100.00
ISGG	38.10	-1.22% ▼	60.73
ISGG	122.15	-0.13% ▼	1,605.01
LJSE	92.77	0.10% ▲	369.40
MRLE	318.13	0.72% ▲	440.93
MKB	396.00	0.25% ▲	1.19
PECTO	912.32	-1.10% ▼	314.02
TLEB	397.81	0.37% ▲	419.69

Other visible elements include a search bar, 'SECURITIES PUBLIC announcements' section with news items, 'QUICK LINKS', 'WELCOME!' banner for Nova KBM, and 'INDICATORS' section.

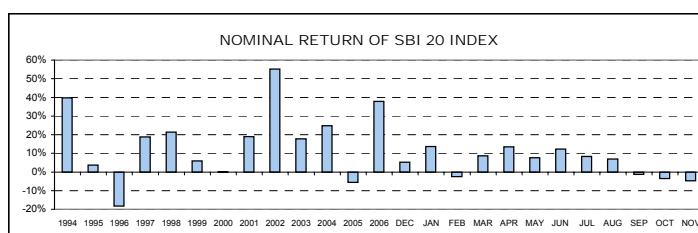
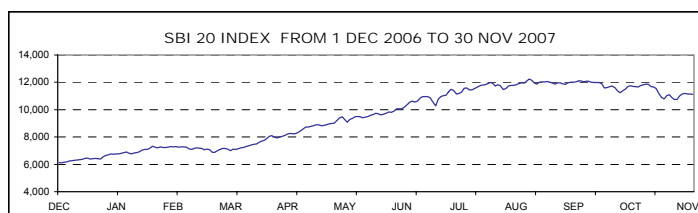
INDEX

	Page
A) STOCK EXCHANGE INDICES	1
A1) Values, yields and movements of Stock Exchange Indices	1
A2) Index compositions	3
B) NUMBER OF ISSUERS, TRADED SECURITIES AND MEMBERS	4
C) TURNOVER	5
C1) Monthly turnover by securities on official market	5
C2) Monthly turnover by securities on semi-official market	7
C3) Monthly turnover by securities on market maker trading segment	9
C4) Most traded securities - monthly	11
C5) Turnover by LJSE members - monthly	12
C6) Monthly turnover in 2006 and 2007	17
D) MARKET CAPITALISATION	20
D1) Market capitalisation of shares	21
D2) Market capitalisation of bonds	25
D3) Market capitalisation of investment funds	26
E) OTHER	27
E1) Indicators (shares on official market)	27
E2) Record values	28
E3) New listed securities and changes	29
F) LIST OF SECURITIES	31
F1) Official market	31
F2) Semi-official market	33

A) STOCK EXCHANGE INDICES

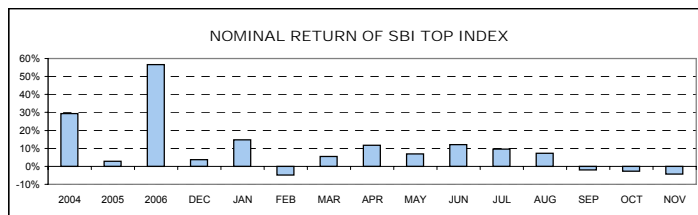
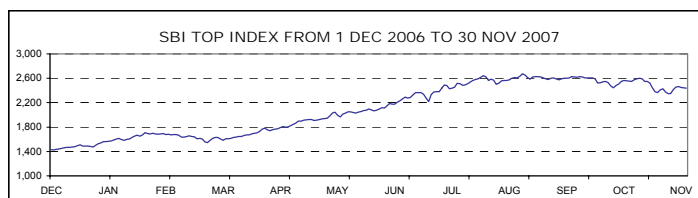
SBI 20 - SLOVENE STOCK EXCHANGE INDEX

Year	Max	Date	Min	Date	Close	Nominal return
1994	1,804.00	10 May 1994	1,015.92	6 Jan 1994	1,396.81	39.68%
1995	1,590.17	9 Nov 1995	1,016.99	13 July 1995	1,448.75	3.72%
1996	1,589.18	13 Mar 1996	891.93	10 Sept 1996	1,183.26	-18.33%
1997	1,655.36	10 Feb 1997	1,052.44	8 Jan 1997	1,404.70	18.71%
1998	2,026.47	10 Aug 1998	1,378.49	6 Jan 1998	1,705.77	21.43%
1999	1,981.87	19 Feb 1999	1,679.48	5 Jan 1999	1,806.26	5.89%
2000	1,903.66	24 Jan 2000	1,584.23	25 May 2000	1,807.94	0.09%
2001	2,159.35	19 Dec 2001	1,700.24	25 Apr 2001	2,151.59	19.01%
2002	3,547.64	8 Nov 2002	2,140.80	3 Jan 2002	3,340.20	55.24%
2003	4,034.53	5 Dec 2003	3,067.67	3 Jul 2003	3,931.64	17.71%
2004	4,935.29	15 Nov 2004	3,922.74	5 Jan 2004	4,904.48	24.74%
2005	5,131.61	1 Feb 2005	4,301.58	28 Sep 2005	4,630.10	-5.59%
2006	6,464.80	18 Dec 2006	4,427.22	29 Mar 2006	6,382.92	37.86%
First half-year 2007	10,632.67	28 Jun 2007	6,551.52	3 Jan 2007	10,561.34	65.46%
Year 2007	Max	Date	Min	Date	Close	Nominal return
January	7,317.95	30 Jan 2007	6,551.52	3 Jan 2007	7,258.09	13.71%
February	7,306.78	9 Feb 2007	7,077.89	28 Feb 2007	7,077.89	-2.48%
March	7,691.44	30 Mar 2007	6,871.51	6 Mar 2007	7,691.44	8.67%
April	8,734.54	30 Apr 2007	7,743.01	2 Apr 2007	8,734.54	13.56%
May	9,507.31	29 May 2007	8,774.42	3 May 2007	9,403.88	7.66%
June	10,632.67	28 Jun 2007	9,465.35	1 Jun 2007	10,561.34	12.31%
July	11,579.98	27 Jul 2007	10,287.52	11 Jul 2007	11,441.02	8.33%
August	12,242.01	31 Aug 2007	11,459.71	17 Aug 2007	12,242.01	7.00%
September	12,144.26	3 Sep 2007	11,851.20	20 Sep 2007	12,092.39	-1.22%
October	12,085.10	2 Sep 2007	11,244.42	19 Sep 2007	11,669.60	-3.50%
November	11,872.22	6 Nov 2007	10,750.55	21 Nov 2007	11,114.82	-4.75%



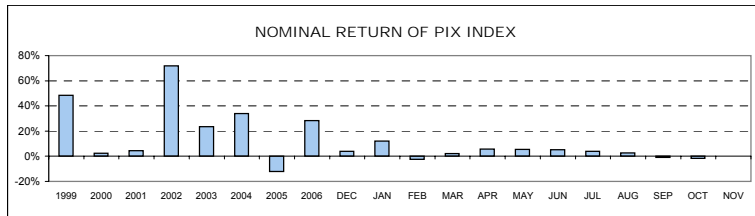
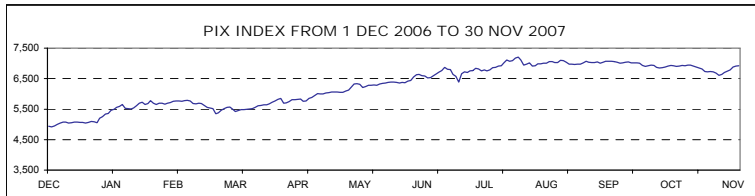
SBI TOP - SLOVENE BLUE-CHIP INDEX

Year	Max	Date	Min	Date	Close	Nominal return
2003	730.49	4 Dec 2003	534.14	8 Jul 2003	707.94	-
2004	946.60	25 Nov 2004	706.53	5 Jan 2004	915.40	29.30%
2005	960.74	8 Dec 2005	817.33	1 Jul 2005	941.02	2.80%
2006	1,506.88	18 Dec 2006	940.16	3 Jan 2006	1,473.33	56.57%
First half-year 2007	2,289.87	28 Jun 2007	1,501.26	3 Jan 2007	2,274.29	54.36%
Year 2007	Max	Date	Min	Date	Close	Nominal return
January	1,708.04	30 Jan 2007	1,501.26	3 Jan 2007	1,691.83	14.83%
February	1,698.81	2 Feb 2007	1,609.10	28 Feb 2007	1,609.10	-4.89%
March	1,698.59	30 Mar 2007	1,548.21	6 Mar 2007	1,698.59	5.56%
April	1,897.86	30 Apr 2007	1,705.87	2 Apr 2007	1,897.86	11.73%
May	2,051.48	29 May 2007	1,910.26	9 May 2007	2,028.79	6.90%
June	2,289.87	28 Jun 2007	2,044.99	1 Jun 2007	2,274.29	12.10%
July	2,515.14	26 Jul 2007	2,218.48	11 Jul 2007	2,491.38	9.55%
August	2,674.69	31 Aug 2007	2,502.25	17 Aug 2007	2,674.69	7.36%
September	2,654.52	3 Sep 2007	2,573.34	20 Sep 2007	2,623.68	-1.91%
October	2,626.52	2 Sep 2007	2,443.55	19 Sep 2007	2,550.82	-2.78%
November	2,602.38	06.11.2007	2,349.35	21.11.2007	2,440.48	-4.33%



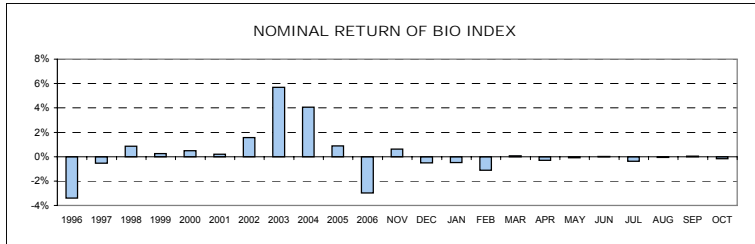
PIX - INVESTMENT FUNDS INDEX

Year	Max	Date	Min	Date	Close	Nominal return
1999	1,633.77	19 Oct 1999	965.15	29 Apr 1999	1,483.50	48.35%
2000	1,572.13	17 Jan 2000	1,097.07	25 May 2000	1,520.79	2.51%
2001	1,588.02	28 Dec 2001	1,328.44	23 May 2001	1,588.02	4.42%
2002	3,013.05	27 Nov 2002	1,551.00	3 Jan 2002	2,729.73	71.89%
2003	3,374.22	29 Dec 2003	2,558.26	12 Mar 2003	3,372.03	23.53%
2004	4,606.40	26 Nov 2004	3,367.18	5 Jan 2004	4,513.38	33.85%
2005	4,752.47	31 Jan 2005	3,893.96	22 Dec 2005	3,962.29	-12.21%
2006	5,099.52	22 Dec 2006	3,733.91	23 Mar 2006	5,084.12	28.31%
First half-year 2007	6,651.87	29 Jun 2007	5,054.97	3 Jan 2007	6,651.87	30.84%
Year 2007	Max	Date	Min	Date	Close	Nominal return
January	5,774.67	30 Jan 2007	5,054.97	3 Jan 2007	5,691.50	11.95%
February	5,787.29	19 Feb 2007	5,553.58	28 Feb 2007	5,553.58	-2.42%
March	5,670.39	30 Mar 2007	5,352.82	5 Mar 2007	5,670.39	2.10%
April	6,008.59	26 Apr 2007	5,697.22	10 Apr 2007	5,993.88	5.70%
May	6,333.87	21 May 2007	6,002.49	3 May 2007	6,324.04	5.51%
June	6,651.87	29 Jun 2007	6,346.48	1 Jun 2007	6,651.87	5.18%
July	6,909.14	31 Jul 2007	6,389.36	11 Jul 2007	6,909.14	3.87%
August	7,207.18	9 Aug 2007	6,910.70	17 Aug 2007	7,097.54	2.73%
September	7,087.60	3 Sep 2007	6,966.83	7 Sep 2007	7,034.87	-0.88%
October	7,045.95	4 Oct 2007	6,853.17	19 Oct 2007	6,913.75	-1.72%
November	6,945.26	06.11.2007	6,606.66	21.11.2007	6,917.67	0.06%



BIO - STOCK EXCHANGE BOND INDEX

Year	Max	Date	Min	Date	Close	Nominal return
1995	113.52	14 Dec 1995	100.46	5 July 1995	111.68	n.a
1996	111.96	8 Jan 1996	106.61	28 June 1996	107.89	-3.39%
1997	110.97	8 Apr 1997	104.90	29 Jan 1997	107.31	-0.54%
1998	108.22	30 Dec 1998	101.68	25 May 1998	108.22	0.85%
1999	110.52	4 Feb 1999	104.53	16 Aug 1999	108.50	0.26%
2000	109.63	15 Dec 2000	103.96	9 June 2000	109.03	0.49%
2001	110.08	17 Sept 2001	107.81	21 Mar 2001	109.25	0.20%
2002	111.06	27 Dec 2002	107.17	12 Mar 2002	110.96	1.56%
2003	118.14	21 Nov 2003	110.20	24 Jan 2003	117.27	5.69%
2004	122.27	27 Dec 2004	116.28	14 Jan 2004	122.04	4.07%
2005	123.41	7 Oct 2005	120.63	20 Jan 2005	123.11	0.88%
2006	122.76	3 Jan 2006	117.58	7 Jul 2006	119.44	-2.98%
First half-year 2007	119.95	9 Jan 2007	116.95	30 May 2007	117.19	-1.88%
Year 2007	Max	Date	Min	Date	Close	Nominal return
January	119.95	9 Jan 2007	118.52	16 Jan 2007	118.87	-0.48%
February	118.85	1 Feb 2007	117.54	28 Feb 2007	117.54	-1.12%
March	118.36	21 Mar 2007	117.56	1 Mar 2007	117.63	0.08%
April	117.61	4 Apr 2007	117.20	17 Apr 2007	117.28	-0.30%
May	117.38	18 May 2007	116.95	30 May 2007	117.18	-0.09%
June	117.40	11 Jun 2007	117.00	14 Jun 2007	117.19	0.01%
July	117.14	20 Jul 2007	116.39	17 Jul 2007	116.76	-0.37%
August	116.79	3 Aug 2007	116.16	27 Aug 2007	116.70	-0.05%
September	116.74	11 Sep 2007	116.43	17 Sep 2007	116.74	0.03%
October	116.81	4 Oct 2007	116.54	30 Oct 2007	116.54	-0.17%
November	116.65	14.11.2007	116.33	23.11.2007	116.58	0.03%



A2) INDEX COMPOSITIONS

COMPOSITION OF SLOVENE STOCK EXCHANGE INDEX - SBI 20 ON 30 NOV 2007

Issuer	Trading code	Adjusted number of shares	Base value in EUR	Adjusted share	Sector	Market capitalisation (free float) of index on 30 Nov 2007	Sector share
KRKA	KRKG	7,564,402	16.25	15.00%	pharmaceuticals	859,164,779	12.36%
PETROL	PETG	912,561	120.41	15.00%	oil and gas	843,863,408	12.14%
TELEKOM SLOVENIJE	TLSG	1,806,046	292.70	14.65%	telecommunication	722,743,488	10.40%
MERCATOR	MELR	1,368,377	24.46	9.53%	trade	426,509,427	9.45%
ISTRABENZ	ITBG	1,027,457	14.61	8.76%	industrial conglomerates	106,300,701	32.80%
GORENJE	GRVG	4,138,622	10.23	7.49%	household appliances	182,057,982	2.62%
LUKA KOPER	LKPG	7,943,079	12.50	6.41%	transport	730,524,976	14.99%
SAVA	SAVA	3,795,295	83.57	6.29%	industrial conglomerates	2,173,944,976	
INTEREUROPA	IEKG	4,747,177	21.69	3.70%	transport	182,434,012	
MERKUR	MER	440,004	94.79	3.11%	trade	169,401,540	
PIVOVARNA LAŠKO	PILR	1,441,797	27.19	3.00%	food and beverages	133,827,598	2.78%
HELIOS	HDOG	115,888	795.68	2.93%	chemical products	170,934,800	2.46%
AERODROM LJUBLJANA	AELG	957,172	47.93	1.75%	transport	129,132,075	
ŽITO	ZTOG	185,313	213.00	1.22%	food and beverages	59,361,313	
LESNINA	MILG	30,487	1,751.61	1.16%	trade	60,974,000	
Market capitalisation of index						6,951,175,075	
Share of market capitalisation of shares in index							38.63%

COMPOSITION OF SLOVENE BLUE-CHIP INDEX - SBI TOP ON 30 NOV 2007

Issuer	Trading code	Adjusted number of shares	Base value in EUR	Adjusted share	Sector	Market capitalisation (free float) of index on 30 Nov 2007	Sector share
KRKA	KRKG	17,287,332	16.25	30.00%	pharmaceuticals	1,963,495,169	31.42%
PETROL	PETG	1,226,063	120.41	17.64%	oil and gas	1,133,764,977	18.14%
TELEKOM SLOVENIJE	TLSG	1,806,046	292.70	12.82%	telecommunication	722,743,488	11.57%
MERCATOR	MELR	1,368,377	24.46	8.34%	trade	426,509,427	6.83%
SAVA	SAVA	1,027,457	238.29	7.66%	industrial conglomerates	588,527,370	11.81%
LUKA KOPER	LKPG	4,138,622	61.67	6.56%	transport	380,629,065	9.01%
GORENJE	GRVG	7,943,079	10.23	5.61%	household appliances	349,416,045	5.59%
PIVOVARNA LAŠKO	PILR	3,795,295	27.19	5.50%	food and beverages	352,279,282	5.64%
INTEREUROPA	IEKG	4,747,177	26.98	3.24%	transport	182,434,012	
ISTRABENZ	ITBG	1,441,797	49.22	2.63%	industrial conglomerates	149,168,318	
Market capitalisation of index						6,248,967,153	
Share of market capitalisation of shares in index							34.73%

COMPOSITION OF INVESTMENT FUNDS INDEX - PIX ON 30 NOV 2007

Issuer	Trading code	Adjusted number of shares	Base value in EUR	Adjusted share	Market capitalisation of index on 30 Nov 2007
NFD 1 DELNIŠKI INVESTICIJSKI SKLAD	NF1N	17,592,493	0.153	15.00%	47,323,806
MAKSIMA ID	MAIR	3,329,883	7.27	15.00%	50,447,727
KD ID	KDIR	3,144,658	2.69	15.00%	43,710,746
INFOND ID	IFIR	3,715,992	7.39	15.00%	52,209,688
KRONA SENIOR	SNOG	4,524,688	7.00	15.00%	53,165,084
ZVON ENA ID	ZVIR	2,277,577	10.53	14.86%	46,029,831
INFOND ID 1	IFDR	4,956,471	5.14	10.14%	34,744,862
Market capitalisation of index					327,631,744
Share of market capitalisation (inv.funds) in index					34.17%

COMPOSITION OF STOCK EXCHANGE BOND INDEX - BIO ON 30 NOV 2007

Bonds	Trading code	Base value	Share
SLOVENSKA ODŠKODNINSKA DRUŽBA 2 nd ISSUE	SOS2E	104.03	50.00%
REPUBLIKA SLOVENIJA 39 th ISSUE	RS39	99.07	41.20%
REPUBLIKA SLOVENIJA 58 th ISSUE	RS58	99.50	8.80%

B) NUMBER OF ISSUERS, TRADED SECURITIES AND MEMBERS

	30 Nov 2006	31 Dec 2006	31 Oct 2007	30 Nov 2007
NUMBER OF ISSUERS	130	130	123	119
Official market	39	39	37	37
Prime market shares	7	8	8	8
Shares	21	20	17	17
Bonds	11	11	12	12
Open-end funds	2	2	2	2
Semi-official market	90	90	86	82
Shares	72	72	65	61
Bonds	12	12	12	12
Close-end funds	7	7	7	7
Short term securities	1	1	1	1
	30 Nov 2006	31 Dec 2006	31 Oct 2007	30 Nov 2007
NUMBER OF SECURITIES	204	205	192	188
Official market	102	103	98	98
Prime market shares	7	8	8	8
Shares	21	20	17	17
Bonds	71	72	70	70
Open-end funds	3	3	3	3
Semi-official market	102	102	94	90
Shares	74	74	67	63
Bonds	21	21	20	20
Close-end funds	7	7	7	7
Short term securities	10	10	4	3
	30 Nov 2006	31 Dec 2006	31 Oct 2007	30 Nov 2007
NUMBER OF MEMBERS	24	24	24	24

C) TURNOVER

C1) TURNOVER BY SECURITIES ON OFFICIAL MARKET IN NOVEMBER 2007

1. Shares

Issue	Stock trades (in EUR)	Stock trades (in USD)	Normal trades (in EUR)	Block trades (in EUR)	Share in total turnover (block trades excluded) on official market	Share in turnover (block trades excluded) of shares	Volume in pieces (block trades excluded)	Number of bargains (block trades excluded)
Total shares	168,274,156	201,467,835	150,206,473	18,067,683	97.11%	100.00%	1,176,678	16,078
Common shares	168,269,770	201,461,403	150,202,087	18,067,683	97.11%	100.00%	1,176,576	16,075
PRIME MARKET SHARES	140,359,242	164,484,023	122,616,059	17,743,183	81.00%	83.41%	950,204	12,383
1 KRKA	49,220,017	65,209,040	47,151,834	2,068,183	28.40%	29.25%	438,884	5,422
2 PETROL	31,297,827	21,628,114	16,447,827	14,850,000	18.06%	18.60%	32,657	821
3 TELEKOM SLOVENIJE	14,458,048	17,836,816	14,110,648	347,400	8.34%	8.59%	36,271	1,003
4 MERKUR	14,402,025	16,910,069	14,402,025	0	8.31%	8.56%	35,847	894
5 MERCATOR	12,397,313	17,667,956	12,397,313	0	7.15%	7.37%	39,230	1,015
6 GORENJE	9,599,996	13,352,680	9,419,996	180,000	5.54%	5.70%	229,004	1,379
7 LUKA KOPER	6,389,972	8,408,590	6,092,372	297,600	3.69%	3.80%	72,001	1,301
8 INTEREUROPA	2,594,044	3,470,758	2,594,044	0	1.50%	1.54%	66,310	548
SHARES	27,910,529	36,977,380	27,586,029	324,500	16.11%	16.59%	226,372	3,692
1 ISTRABENZ	9,111,590	12,481,546	8,787,090	324,500	5.26%	5.41%	83,620	908
2 PIVOVARNA LAŠKO	7,619,223	9,396,532	7,619,223	0	4.40%	4.53%	84,450	776
3 SAVA	4,744,483	6,425,270	4,744,483	0	2.74%	2.82%	7,740	759
4 AERODROM LJUBLJANA	2,972,755	4,013,100	2,972,755	0	1.72%	1.77%	22,384	769
5 ACH	1,037,491	1,506,203	1,037,491	0	0.60%	0.62%	16,491	62
6 ŽITO	1,017,683	1,381,837	1,017,683	0	0.59%	0.60%	3,219	214
7 SALUS, LJUBLJANA	859,137	1,177,887	859,137	0	0.50%	0.51%	1,114	58
8 ISKRA AVTOELEKTRIKA	232,187	297,147	232,187	0	0.13%	0.14%	4,394	44
9 TERME ČATEŽ	222,409	238,141	222,409	0	0.13%	0.13%	729	42
10 ETOL	80,263	48,513	80,263	0	0.05%	0.05%	396	39
11 MLINOTEST	8,720	4,491	8,720	0	0.01%	0.01%	1,655	9
12 DELO PRODAJA	2,945	4,325	2,945	0	0.00%	0.00%	111	4
13 KOMPAS MTS	1,575	2,323	1,575	0	0.00%	0.00%	65	5
14 GEODETSKI ZAVOD SLOVENIJE	44	64	44	0	0.00%	0.00%	2	2
15 NIKA	26	0	26	0	0.00%	0.00%	2	1
16 COMET	0	0	0	0	0.00%	0.00%	0	0
Preferred shares	4,386	6,432	4,386	0	0.00%	0.00%	102	3
1 PROBANKA	4,386	6,432	4,386	0	0.00%	0.00%	102	3

2. Bonds

Issue	Stock trades (in EUR)	Stock trades (in USD)	Normal trades (in EUR)	Block trades (in EUR)	Share in total turnover (block trades excluded) on official market	Share in turnover (block trades excluded) of bonds	Volume in pieces (block trades excluded)	Number of bargains (block trades excluded)
Total bonds	3,071,952	2,698,192	2,534,580	537,373	1.77%	100.00%	822,454	293
1 REPUBLIKA SLOVENIJA 39 th ISSUE	650,672	121,516	113,299	537,373	0.38%	21.18%	782,534	82
2 REPUBLIKA SLOVENIJA 59 th ISSUE	556,327	813,250	556,327	0	0.32%	18.11%	13,580	10
3 ABANKA VIPA 9 th ISSUE	497,000	0	497,000	0	0.29%	16.18%	5,000	2
4 REPUBLIKA SLOVENIJA 50 th ISSUE	486,747	720,532	486,747	0	0.28%	15.84%	4,838	5
5 REPUBLIKA SLOVENIJA 21 st ISSUE	294,879	375,182	294,879	0	0.17%	9.60%	10,060	26
6 REPUBLIKA SLOVENIJA 38 th ISSUE	115,369	169,633	115,369	0	0.07%	3.76%	1,098	21
7 REPUBLIKA SLOVENIJA 26 th ISSUE	80,894	108,145	80,894	0	0.05%	2.63%	792	20
8 REPUBLIKA SLOVENIJA 53 rd ISSUE	59,290	87,148	59,290	0	0.03%	1.93%	587	19
9 REPUBLIKA SLOVENIJA 18 th ISSUE	54,453	79,798	54,453	0	0.03%	1.77%	528	6
10 REPUBLIKA SLOVENIJA 29 th ISSUE	43,335	34,198	43,335	0	0.03%	1.41%	426	9
11 NLB 13 th ISSUE	43,144	0	43,144	0	0.02%	1.40%	94	5
12 REPUBLIKA SLOVENIJA 54 th ISSUE	33,409	20,311	33,409	0	0.02%	1.09%	728	12
13 BANKA CELJE 1 st ISSUE	29,870	0	29,870	0	0.02%	0.97%	290	1
14 REPUBLIKA SLOVENIJA 49 th ISSUE	28,500	41,447	28,500	0	0.02%	0.93%	75	6
15 REPUBLIKA SLOVENIJA 58 th ISSUE	21,628	24,594	21,628	0	0.01%	0.70%	524	14
16 REPUBLIKA SLOVENIJA 32 nd ISSUE	18,398	27,059	18,398	0	0.01%	0.60%	182	11
17 REPUBLIKA SLOVENIJA 56 th ISSUE	14,243	18,844	14,243	0	0.01%	0.46%	343	14
18 REPUBLIKA SLOVENIJA 57 th ISSUE	12,813	18,090	12,813	0	0.01%	0.42%	304	5
19 REPUBLIKA SLOVENIJA 48 th ISSUE	12,754	18,740	12,754	0	0.01%	0.42%	129	6
20 REPUBLIKA SLOVENIJA 61 st ISSUE	6,008	8,874	6,008	0	0.00%	0.20%	154	5
21 ABANKA VIPA 7 th ISSUE	3,133	4,636	3,133	0	0.00%	0.10%	31	2
22 REPUBLIKA SLOVENIJA 62 nd ISSUE	2,434	3,609	2,434	0	0.00%	0.08%	63	4
23 STANOVANJSKI SKLAD RS 3 rd ISSUE	2,283	1,517	2,283	0	0.00%	0.07%	11	2
24 BANKA VIPA 7 th ISSUE	1,696	0	1,696	0	0.00%	0.06%	19	1
25 STANOVANJSKI SKLAD RS 2 nd ISSUE	1,520	696	1,520	0	0.00%	0.05%	16	2
26 STANOVANJSKI SKLAD RS 1 st ISSUE	567	0	567	0	0.00%	0.02%	40	1
27 HOTELI BERNARDIN	336	0	336	0	0.00%	0.01%	2	1
28 REPUBLIKA SLOVENIJA 52 nd ISSUE	253	374	253	0	0.00%	0.01%	6	1
29 ABANKA 6 th ISSUE	0	0	0	0	0.00%	0.00%	0	0
30 ABANKA VIPA 8 th ISSUE	0	0	0	0	0.00%	0.00%	0	0
31 ABANKA VIPA 10 th ISSUE	0	0	0	0	0.00%	0.00%	0	0
32 ABANKA VIPA 11 th ISSUE	0	0	0	0	0.00%	0.00%	0	0
33 ABANKA VIPA 12 th ISSUE	0	0	0	0	0.00%	0.00%	0	0
34 BANKA CELJE 6 th ISSUE A SERIES	0	0	0	0	0.00%	0.00%	0	0
35 BANKA CELJE 7 th ISSUE	0	0	0	0	0.00%	0.00%	0	0
36 BANKA CELJE 8 th ISSUE	0	0	0	0	0.00%	0.00%	0	0
37 BANKA CELJE 9 th ISSUE	0	0	0	0	0.00%	0.00%	0	0
38 BTC 1 st ISSUE	0	0	0	0	0.00%	0.00%	0	0
39 FACTOR BANKA 14 th ISSUE	0	0	0	0	0.00%	0.00%	0	0
40 FACTOR BANKA 15 th ISSUE	0	0	0	0	0.00%	0.00%	0	0
41 NOVA KBM 5 th ISSUE	0	0	0	0	0.00%	0.00%	0	0
42 NOVA KBM 7 th ISSUE	0	0	0	0	0.00%	0.00%	0	0
43 NOVA KBM 8 th ISSUE	0	0	0	0	0.00%	0.00%	0	0
44 POSLOVNI SISTEM MERCATOR	0	0	0	0	0.00%	0.00%	0	0
45 NLB 10 th ISSUE	0	0	0	0	0.00%	0.00%	0	0
46 NLB 11 th ISSUE	0	0	0	0	0.00%	0.00%	0	0
47 NLB 12 th ISSUE	0	0	0	0	0.00%	0.00%	0	0
48 NLB 14 th ISSUE	0	0	0	0	0.00%	0.00%	0	0
49 NLB 15 th ISSUE	0	0	0	0	0.00%	0.00%	0	0
50 NLB 16 th ISSUE	0	0	0	0	0.00%	0.00%	0	0
51 NLB 17 th ISSUE	0	0	0	0	0.00%	0.00%	0	0
52 NLB 18 th ISSUE	0	0	0	0	0.00%	0.00%	0	0
53 NLB 19 th ISSUE	0	0	0	0	0.00%	0.00%	0	0
54 NLB 22 nd ISSUE	0	0	0	0	0.00%	0.00%	0	0
55 POŠTNA BANKA SLOVENIJE 5 th ISSUE	0	0	0	0	0.00%	0.00%	0	0
56 POŠTNA BANKA SLOVENIJE 6 th ISSUE	0	0	0	0	0.00%	0.00%	0	0
57 POŠTNA BANKA SLOVENIJE 7 th ISSUE	0	0	0	0	0.00%	0.00%	0	0
58 PROBANKA 6 th ISSUE	0	0	0	0	0.00%	0.00%	0	0
59 PROBANKA 7 th ISSUE	0	0	0	0	0.00%	0.00%	0	0
60 PROBANKA 8 th ISSUE	0	0	0	0	0.00%	0.00%	0	0
61 REPUBLIKA SLOVENIJA 23 rd ISSUE	0	0	0	0	0.00%	0.00%	0	0
62 REPUBLIKA SLOVENIJA 33 rd ISSUE	0	0	0	0	0.00%	0.00%	0	0
63 REPUBLIKA SLOVENIJA 44 th ISSUE	0	0	0	0	0.00%	0.00%	0	0
64 REPUBLIKA SLOVENIJA 60 th ISSUE	0	0	0	0	0.00%	0.00%	0	0
65 BANKA VIPA 5 th ISSUE	0	0	0	0	0.00%	0.00%	0	0
66 BANKA VIPA 6 th ISSUE	0	0	0	0	0.00%	0.00%	0	0
Total official market (shares and bonds)	171,346,109	204,166,026	152,741,053	18,605,056	98.88%	-	1,999,132	16,371

3. Open-end funds

Issue	Stock trades (in EUR)	Stock trades (in USD)	Normal trades (in EUR)	Cross trades (in EUR)	Share in total turnover (block trades excluded) on official market	Share in turnover (block trades excluded) of open-end funds	Volume in pieces (block trades excluded)	Number of bargains (block trades excluded)
Total open-end funds	1,933,576	2,515,004	1,933,576	0	1.12%	100.00%	753,074	760
1 MP-BALKAN.SI	1,233,064	1,581,668	1,233,064	0	0.71%	63.77%	16,936	483
2 PROBANKA GLOBALNI NALOŽBENI SKLAD	672,972	911,699	672,972	0	0.39%	34.80%	732,008	258
3 MP-EUROSTOCK.SI	27,541	21,638	27,541	0	0.02%	1.42%	4,130	19
Total official market	173,279,685	206,681,030	154,674,629	18,605,056	100.00%	-	2,752,206	17,131

C2) TURNOVER BY SECURITIES ON SEMI-OFFICIAL MARKET IN NOVEMBER 2007

1. Shares (1)

Issue	Stock trades (in EUR)	Stock trades (in USD)	Normal trades (in EUR)	Cross trades (in EUR)	Share in total turnover (block trades excluded) on semi-official market	Share in turnover (block trades excluded) of shares	Volume in pieces (block trades excluded)	Number of bargains (block trades excluded)
Total shares	7,467,433	9,460,780	6,897,033	570,400	33.64%	100.00%	845,467	3,972
Total common shares	7,395,026	9,355,288	6,824,626	570,400	33.32%	99.03%	844,142	3,895
1 NFD HOLDING	1,485,420	1,238,978	915,020	570,400	6.69%	19.89%	156,591	676
2 ZVON DVA HOLDING	1,326,948	1,907,553	1,326,948	0	5.98%	17.77%	351,345	309
3 ZVON ENA HOLDING	1,076,213	1,537,039	1,076,213	0	4.85%	14.41%	67,101	225
4 INFOND HOLDING	554,049	780,088	554,049	0	2.50%	7.42%	66,100	447
5 HELIOS, DOMŽALE	457,320	659,675	457,320	0	2.06%	6.12%	311	55
6 KD HOLDING	414,294	600,761	414,294	0	1.87%	5.55%	4,228	215
7 JUTEKS	269,632	373,421	269,632	0	1.21%	3.61%	2,107	80
8 MAKSIMA HOLDING	179,456	252,568	179,456	0	0.81%	2.40%	23,774	195
9 VIPA HOLDING	151,081	169,247	151,081	0	0.68%	2.02%	22,436	130
10 JAVOR PIVKA	129,466	185,592	129,466	0	0.58%	1.73%	14,593	66
11 MAKSIMA INVEST	129,248	172,372	129,248	0	0.58%	1.73%	15,591	172
12 ETRA 33	125,327	109,969	125,327	0	0.56%	1.68%	232	31
13 LESNINA	118,082	173,276	118,082	0	0.53%	1.58%	62	13
14 MEDVEŠEK PUŠNIK	105,829	92,457	105,829	0	0.48%	1.42%	265	14
15 PLAMA - PUR	77,637	78,503	77,637	0	0.35%	1.04%	3,574	37
16 ZLATA MONETA II	72,460	98,083	72,460	0	0.33%	0.97%	22,949	114
17 CENTER NALOŽBE	60,627	87,410	60,627	0	0.27%	0.81%	8,613	365
18 TOSAMA	59,538	80,830	59,538	0	0.27%	0.80%	881	39
19 MIP	56,897	82,772	56,897	0	0.26%	0.76%	8,771	3
20 AKTIVA NALOŽBE	51,439	74,375	51,439	0	0.23%	0.69%	10,026	85
21 VELANA	50,843	74,478	50,843	0	0.23%	0.68%	5,623	12
22 CINKARNA CELJE	47,849	46,697	47,849	0	0.22%	0.64%	334	19
23 MODRA LINIJA HOLDING	46,464	54,312	46,464	0	0.21%	0.62%	5,325	83
24 HRAM HOLDING	31,017	44,038	31,017	0	0.14%	0.42%	8,420	45
25 SLOVENIJALES	27,576	40,358	27,576	0	0.12%	0.37%	359	18
26 TRIGLAV NALOŽBE	27,251	28,338	27,251	0	0.12%	0.36%	9,908	122
27 GORENJSKI TISK	26,776	6,977	26,776	0	0.12%	0.36%	1,724	9
28 TRDNJAVA HOLDING	26,718	39,425	26,718	0	0.12%	0.36%	9,983	53
29 KD GROUP	26,585	38,816	26,585	0	0.12%	0.36%	32	5
30 CETIS	20,569	29,189	20,569	0	0.09%	0.28%	218	17
31 NIKO	16,624	22,146	16,624	0	0.07%	0.22%	62	9
32 JADRAN	16,016	0	16,016	0	0.07%	0.21%	728	3
33 ALPOS	15,545	19,144	15,545	0	0.07%	0.21%	286	14
34 KRONA HOLDING	15,028	21,010	15,028	0	0.07%	0.20%	6,485	47
35 MERCATA	13,895	17,149	13,895	0	0.06%	0.19%	2,742	41
36 VIPA HOLDING	13,858	19,223	13,858	0	0.06%	0.19%	2,108	21
37 MELAMIN	13,230	19,592	13,230	0	0.06%	0.18%	389	3
38 VIPA HOLDING ENA	12,107	17,662	12,107	0	0.05%	0.16%	1,931	22
39 GRAND HOTEL UNION	8,006	11,827	8,006	0	0.04%	0.11%	522	10
40 DZS	7,927	11,586	7,927	0	0.04%	0.11%	288	4
41 TRDNJAVA I HOLDING	7,523	11,097	7,523	0	0.03%	0.10%	2,428	10
42 M1	6,535	6,575	6,535	0	0.03%	0.09%	1,635	13
43 GEA	5,387	7,979	5,387	0	0.02%	0.07%	1,197	4
44 MARINA PORTOROŽ	3,161	3,268	3,161	0	0.01%	0.04%	40	8
45 LIZ INŽENIRING	1,863	2,763	1,863	0	0.01%	0.02%	207	2
46 ELMO	1,781	2,629	1,781	0	0.01%	0.02%	486	4
47 TERME DOBRNA	1,251	128	1,251	0	0.01%	0.02%	158	8
48 ZDRAVILIŠČE ROGAŠKA	1,214	1,763	1,214	0	0.01%	0.02%	466	10
49 TEKSTINA	915	1,343	915	0	0.00%	0.01%	461	6
50 ŽELEZARNA RAVNE - MONTER DRAVOGRAD	451	656	451	0	0.00%	0.01%	28	1
51 FOND INVEST	102	150	102	0	0.00%	0.00%	19	1

1. Shares (2)

Issue	Stock trades (in EUR)	Stock trades (in USD)	Normal trades (in EUR)	Cross trades (in EUR)	Share in total turnover (block trades excluded) on semi-official market	Share in turnover (block trades excluded) of shares	Volume in pieces (block trades excluded)	Number of bargains (block trades excluded)
52 ALPETOUR POTOVALNA AGENCIJA	0	0	0	0	0.00%	0.00%	0	0
53 FINIRA	0	0	0	0	0.00%	0.00%	0	0
54 GORIŠKE OPEKARNE	0	0	0	0	0.00%	0.00%	0	0
55 INLES	0	0	0	0	0.00%	0.00%	0	0
56 INTERTRADE ITA	0	0	0	0	0.00%	0.00%	0	0
57 JELEN GOSTINSKO PODJETJE	0	0	0	0	0.00%	0.00%	0	0
58 MKT PRINT	0	0	0	0	0.00%	0.00%	0	0
59 NAMA	0	0	0	0	0.00%	0.00%	0	0
60 KOŠAKI TMI	0	0	0	0	0.00%	0.00%	0	0
61 SWATY	0	0	0	0	0.00%	0.00%	0	0
62 HIDROTEHNIK	0	0	0	0	0.00%	0.00%	0	0
Preferred shares	72,407	105,492	72,407	0	0.33%	0.97%	1,325	77
1 KD HOLDING	71,692	104,432	71,692	0	0.32%	0.96%	1,039	72
2 ZDRAVILIŠČE ROGAŠKA	715	1,060	715	0	0.00%	0.01%	286	5
3 PRVA POKOJNINSKA DRUŽBA	0	0	0	0	0.00%	0.00%	0	0

2. Bonds

Issue	Stock trades (in EUR)	Stock trades (in USD)	Normal trades (in EUR)	Cross trades (in EUR)	Share in total turnover (block trades excluded) on semi-official market	Share in turnover (block trades excluded) of bonds	Volume in pieces (block trades excluded)	Number of bargains (block trades excluded)
Total bonds	7,938,447	6,757,577	5,231,560	2,706,887	35.77%	100.00%	165,251	363
1 SLOVENSKA ODŠKODNINSKA DRUŽBA 2 nd ISSUE	7,642,840	6,368,263	4,935,954	2,706,887	34.43%	96.28%	163,055	343
2 CIMOS 1 st ISSUE	208,929	308,534	208,929	0	0.94%	2.63%	2,053	9
3 KB1909 1 st ISSUE	49,329	72,815	49,329	0	0.22%	0.62%	54	1
4 FACTOR BANKA 6 th ISSUE	37,349	7,966	37,349	0	0.17%	0.47%	89	10
5 BANKA ZASAVJE 3 rd ISSUE	0	0	0	0	0.00%	0.00%	0	0
6 DEOS 1 st ISSUE	0	0	0	0	0.00%	0.00%	0	0
7 DARS	0	0	0	0	0.00%	0.00%	0	0
8 DARS 3 rd ISSUE	0	0	0	0	0.00%	0.00%	0	0
9 FACTOR BANKA 8 th ISSUE	0	0	0	0	0.00%	0.00%	0	0
10 FACTOR BANKA 9 th ISSUE	0	0	0	0	0.00%	0.00%	0	0
11 FACTOR BANKA 11 th ISSUE	0	0	0	0	0.00%	0.00%	0	0
12 FACTOR BANKA 12 th ISSUE	0	0	0	0	0.00%	0.00%	0	0
13 FACTOR BANKA 13 th ISSUE	0	0	0	0	0.00%	0.00%	0	0
14 FMR	0	0	0	0	0.00%	0.00%	0	0
15 KD HOLDING 1 st ISSUE	0	0	0	0	0.00%	0.00%	0	0
16 KD HOLDING 2 nd ISSUE	0	0	0	0	0.00%	0.00%	0	0
17 POTEZA NALOŽBE	0	0	0	0	0.00%	0.00%	0	0
18 ZAVAROVALNICA TRIGLAV 4 th ISSUE	0	0	0	0	0.00%	0.00%	0	0
Total semi-official market (shares and bonds)	15,405,879	16,218,358	12,128,593	3,277,287	69.41%	-	1,010,718	4,335

3. Close-end funds

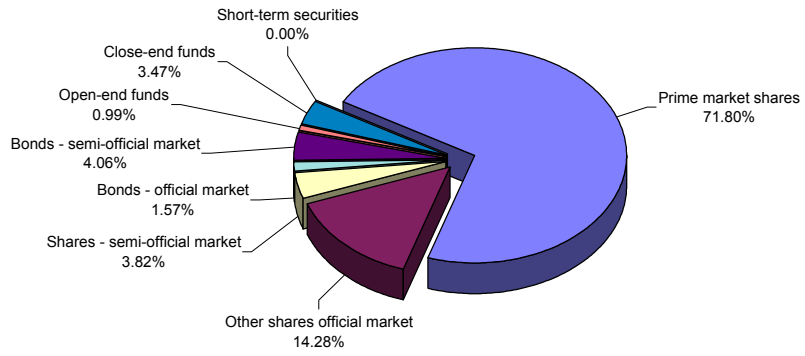
Issue	Stock trades (in EUR)	Stock trades (in USD)	Normal trades (in EUR)	Cross trades (in EUR)	Share in total turnover (block trades excluded) on semi-official market	Share in turnover (block trades excluded) of close-end funds	Volume in pieces (block trades excluded)	Number of bargains (block trades excluded)
Total close-end funds	6,789,265	9,136,645	6,789,265	0	30.59%	100.00%	1,266,208	2,760
1 NFD 1 DELNIŠKI INVESTICIJSKI SKLAD	2,466,793	3,119,532	2,466,793	0	11.11%	36.33%	933,656	781
2 INFOND ID	2,111,145	3,005,398	2,111,145	0	9.51%	31.10%	157,437	635
3 KRONA SENIOR ID	676,332	961,878	676,332	0	3.05%	9.96%	58,058	131
4 MAKSIMA ID	551,277	712,609	551,277	0	2.48%	8.12%	36,319	293
5 KD ID	419,573	568,663	419,573	0	1.89%	6.18%	30,408	315
6 ZVON ENA ID	333,178	468,846	333,178	0	1.50%	4.91%	16,150	235
7 INFOND ID 1	230,968	299,720	230,968	0	1.04%	3.40%	34,180	370
Short-term securities	0	0	0	0	0.00%	-	0	0
Total semi-official market	22,195,145	25,355,003	18,917,858	3,277,287	100.00%	-	2,276,926	7,095
Total turnover on BTS system	195,474,830	232,036,034	173,592,488	21,882,342	-	-	5,029,132	24,226

C3) TURNOVER BY SECURITIES ON MARKET MAKER TRADING SEGMENT* IN NOVEMBER 2007

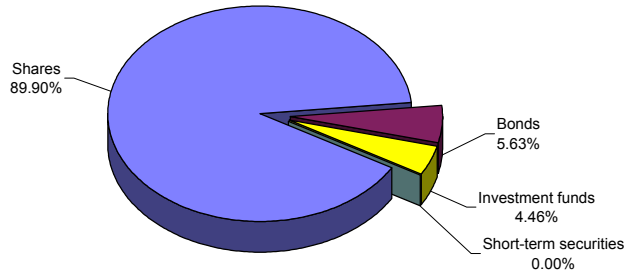
Issue	Total (in EUR)	Total (in USD)	Share in turnover on market maker segment of individual type of securities	Share in turnover on market maker segment	Volume in pieces	Number of bargains
Total bonds	44,718,650	66,315,122	100.00%	99.17%	1,075,608	10
1 REPUBLIKA SLOVENIJA 58 th ISSUE	43,829,425	65,010,566	98.01%	97.20%	1,053,608	7
2 REPUBLIKA SLOVENIJA 61 st ISSUE	889,225	1,304,556	1.99%	1.97%	22,000	3
3 REPUBLIKA SLOVENIJA 62 nd ISSUE	0	0	0.00%	0.00%	0	0
4 REPUBLIKA SLOVENIJA 59 th ISSUE	0	0	0.00%	0.00%	0	0
5 REPUBLIKA SLOVENIJA 60 th ISSUE	0	0	0.00%	0.00%	0	0
6 REPUBLIKA SLOVENIJA 52 nd ISSUE	0	0	0.00%	0.00%	0	0
7 REPUBLIKA SLOVENIJA 54 th ISSUE	0	0	0.00%	0.00%	0	0
8 REPUBLIKA SLOVENIJA 56 th ISSUE	0	0	0.00%	0.00%	0	0
9 REPUBLIKA SLOVENIJA 57 th ISSUE	0	0	0.00%	0.00%	0	0
Total treasury bills	372,969	551,038	100.00%	0.83%	2,625	2
1 THREE-MONTH TREASURY BILLS 110 th ISSUE	248,475	366,426	66.62%	0.55%	2,500	1
2 THREE-MONTH TREASURY BILLS 109 th ISSUE	124,494	184,612	33.38%	0.28%	125	1
3 THREE-MONTH TREASURY BILLS 111 th ISSUE	0	0	0.00%	0.00%	0	0
4 SIX-MONTH TREASURY BILLS 47 th ISSUE	0	0	0.00%	0.00%	0	0
5 TWELVE-MONTH TREASURY BILLS 40 th ISSUE	0	0	0.00%	0.00%	0	0
Total market maker trading segment*	45,091,619	66,866,160	-	100.00%	1,078,233	12

*special segment for trading in securities by Republic of Slovenia.

Structure of turnover by securities in November 2007



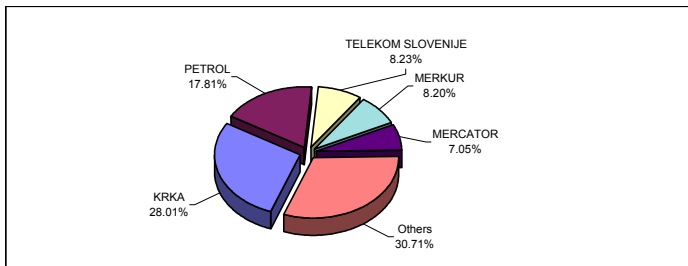
Structure of turnover by securities - all markets - November 2007



C4) MOST TRADED SECURITIES IN NOVEMBER 2007

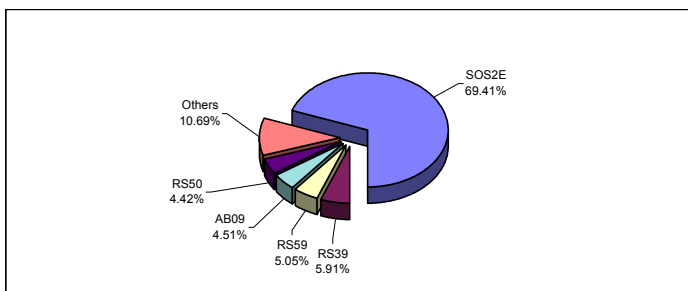
MOST TRADED SHARES

Issuer	Turnover (in 000 EUR) - order book trades only	Number of bargains - order book trades only	Market capitalisation as of 30 Nov 2007 (in EURm)
KRKA	49,220	5,422	4,024
PETROL	31,298	821	1,929
TELEKOM SLOVENIJE	14,458	1,003	2,615
MERKUR	14,402	894	505
MERCATOR	12,397	1,015	1,174
Others	53,966	10,895	7,745
Total	175,742	20,050	17,992



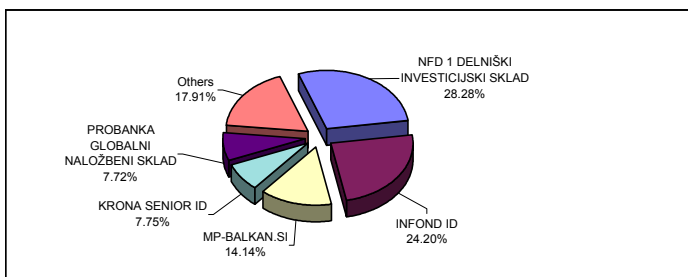
MOST TRADED BONDS

Issuer	Turnover (in 000 EUR) - order book trades only	Number of bargains - order book trades only	Market capitalisation as of 30 Nov 2007 (in EURm)
SLOVENSKA ODŠKODNINSKA DRUŽBA 2 nd ISSUE	7,643	343	634
REPUBLIKA SLOVENIJA 39 th ISSUE	651	82	21
REPUBLIKA SLOVENIJA 59 th ISSUE	556	10	1,056
ABANKA VIPA 9 th ISSUE	497	2	10
REPUBLIKA SLOVENIJA 50 th ISSUE	487	5	57
Others	1,177	214	4,181
Total	11,010	656	5,959



MOST TRADED INVESTMENT FUNDS

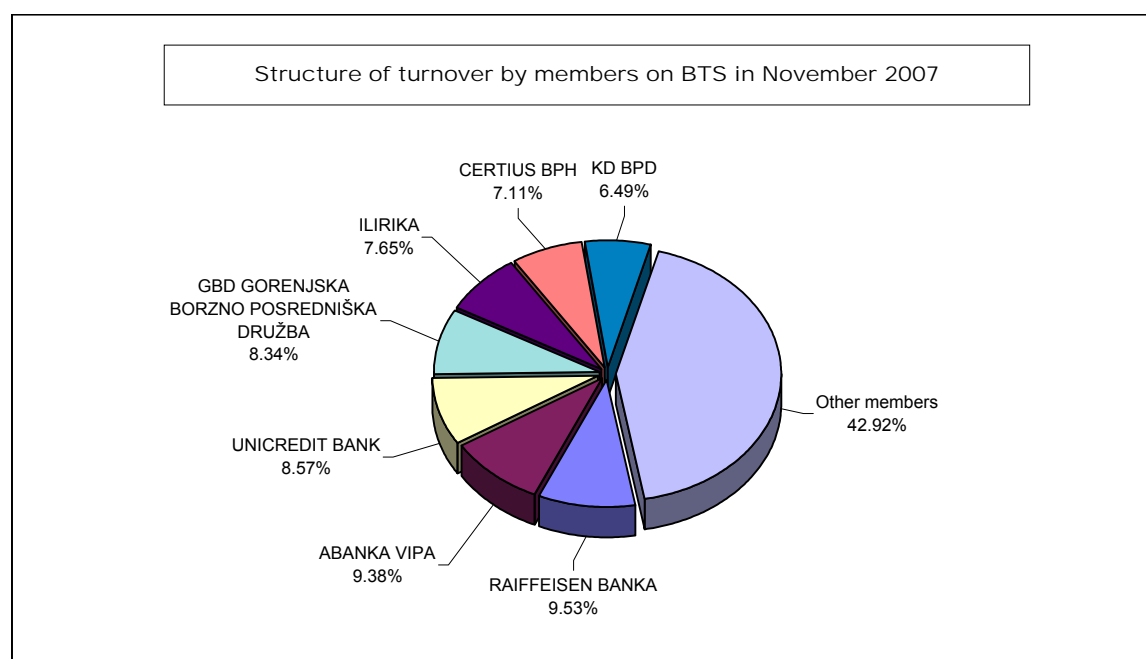
INVESTMENT FUNDS	Turnover (in 000 EUR) - order book trades only	Number of bargains - order book trades only	Market capitalisation as of 30 Nov 2007 (in EURm)
NFD 1 DELNIŠKI INVESTICIJSKI SKLAD	2,467	781	432
INFOND ID	2,111	635	114
MP-BALKAN.SI	1,233	483	32
KRONA SENIOR ID	676	131	86
PROBANKA GLOBALNI NALOŽBENI SKLAD	673	258	116
Others	1,563	1,232	336
Total	8,723	3,520	1,117



C5) TURNOVER BY LJSE MEMBERS

TURNOVER BY MEMBERS BY TYPE OF TRADE IN NOVEMBER 2007

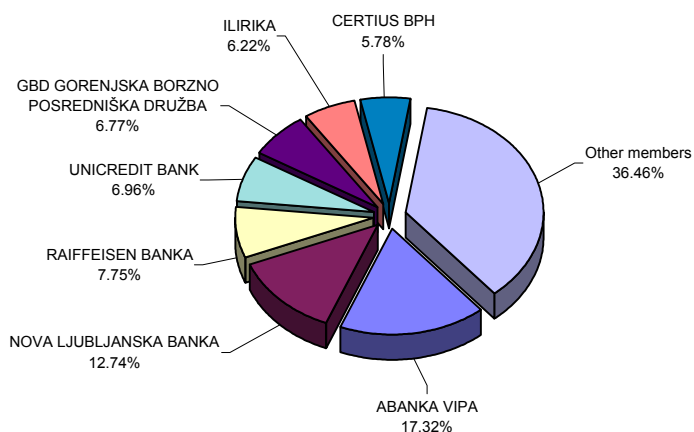
Member	Normal trades (in EUR)	Block trades (in EUR)	Total via BTS (in EUR)	Share in turnover	
1	RAIFFEISEN BANKA	36,945,953	328,860	37,274,813	9.53%
2	ABANKA VIPA	36,115,337	570,400	36,685,737	9.38%
3	UNICREDIT BANK	28,077,562	5,432,554	33,510,116	8.57%
4	GBD GORENJSKA BORZNO POSREDNIŠKA DRUŽBA	32,019,182	570,400	32,589,582	8.34%
5	ILIRIKA	29,917,345		29,917,345	7.65%
6	CERTIUS BPH	12,958,777	14,850,000	27,808,777	7.11%
7	KD BPD	9,145,059	16,213,568	25,358,627	6.49%
8	HYPO ALPE-ADRIA-BANK	18,284,597		18,284,597	4.68%
9	SKB BANKA	18,265,735		18,265,735	4.67%
10	POTEZA	18,191,624		18,191,624	4.65%
11	NOVA LJUBLJANSKA BANKA	17,373,639	383,805	17,757,444	4.54%
12	ARGONOS BPH	16,609,825		16,609,825	4.25%
13	PERSPEKTIVA BPD	11,685,866	4,495,398	16,181,264	4.14%
14	PUBLIKUM	13,888,838	324,500	14,213,338	3.64%
15	MP BPH	11,819,330		11,819,330	3.02%
16	FACTOR BANKA	6,950,433		6,950,433	1.78%
17	NOVA KBM	6,890,521		6,890,521	1.76%
18	PFCI	5,623,829		5,623,829	1.44%
19	DEŽELNA BANKA SLOVENIJE	4,814,747	297,600	5,112,347	1.31%
20	PROBANKA	4,686,722	297,600	4,984,322	1.27%
21	VERITAS BH	2,495,531		2,495,531	0.64%
22	BANKA KOPER KOPER	2,038,468		2,038,468	0.52%
23	MOJA DELNICA BPH	1,846,816		1,846,816	0.47%
24	GORENJSKA BANKA KRANJ	539,237		539,237	0.14%
	TOTAL	347,184,973	43,764,685	390,949,658	100.00%



TURNOVER BY MEMBERS BY MARKET IN NOVEMBER 2007

Member	Official market (in EUR)	Semi-official market (in EUR)	Market maker trading segment (in EUR)	Total (in EUR)	Share in turnover
1 ABANKA VIPA	29,840,272	6,845,465	46,631,494	83,317,231	17.32%
2 NOVA LJUBLJANSKA BANKA	13,132,906	4,624,538	43,551,743	61,309,187	12.74%
3 RAIFFEISEN BANKA	37,026,416	248,398		37,274,814	7.75%
4 UNICREDIT BANK	31,104,971	2,405,146		33,510,117	6.96%
5 GBD GORENJSKA BORZNO POSREDNIŠKA DRUŽBA	26,975,595	5,613,987		32,589,582	6.77%
6 ILIRIKA	27,696,761	2,220,584		29,917,345	6.22%
7 CERTIUS BPH	26,417,380	1,391,397		27,808,777	5.78%
8 KD BPD	24,557,755	800,872		25,358,627	5.27%
9 HYPO ALPE-ADRIA-BANK	16,929,267	1,355,331		18,284,598	3.80%
10 SKB BANKA	18,047,456	218,280		18,265,736	3.80%
11 POTEZA	15,797,193	2,394,432		18,191,625	3.78%
12 ARGONOS BPH	13,998,528	2,611,297		16,609,825	3.45%
13 PERSPEKTIVA BPD	12,027,010	4,154,253		16,181,263	3.36%
14 PUBLIKUM	13,810,354	402,984		14,213,338	2.95%
15 MP BPH	10,077,415	1,741,915		11,819,330	2.46%
16 FACTOR BANKA	5,711,340	1,239,093		6,950,433	1.44%
17 NOVA KBM	5,505,243	1,385,278		6,890,521	1.43%
18 PFCI	4,274,541	1,349,288		5,623,829	1.17%
19 DEŽELNA BANKA SLOVENIJE	3,937,916	1,174,431		5,112,347	1.06%
20 PROBANKA	3,991,716	992,606		4,984,322	1.04%
21 VERITAS BH	1,826,670	668,861		2,495,531	0.52%
22 BANKA KOPER KOPER	1,872,084	166,384		2,038,468	0.42%
23 MOJA DELNICA BPH	1,571,916	274,900		1,846,816	0.38%
24 GORENJSKA BANKA KRANJ	428,666	110,571		539,237	0.11%
TOTAL	346,559,371	44,390,291	90,183,237	481,132,899	100.00%

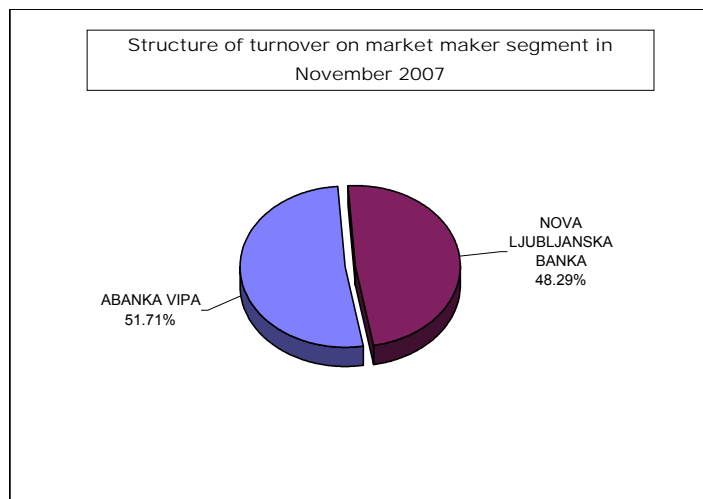
Total turnover by members in November 2007



TURNOVER ON MARKET MAKERS SEGMENT* IN
NOVEMBER 2007

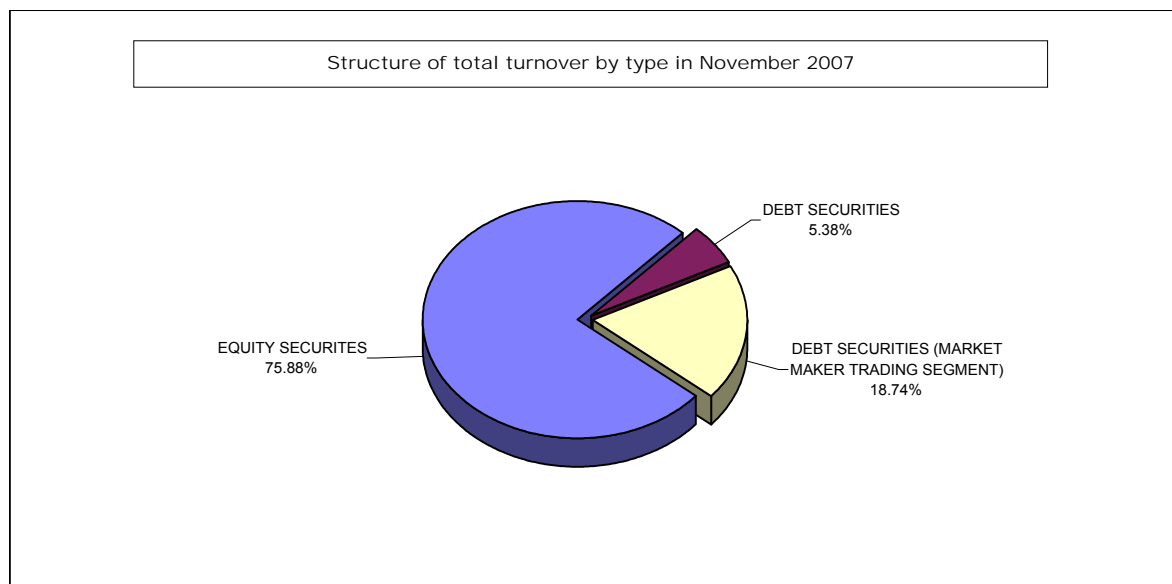
	Market maker	Turnover on market maker segment	Share in turnover
1	ABANKA VIPA	46,631,494	51.71%
2	NOVA LJUBLJANSKA BANKA	43,551,743	48.29%
	TOTAL	90,183,237	100.00%

*special segment for trading in securities issued by Republic of Slovenia.



TOTAL TURNOVER BY MEMBERS BY TYPE OF SECURITY
IN NOVEMBER 2007

Member	Turnover with equity securities via BTS	Turnover with debt securities via BTS	Turnover with debt securities on market maker segment	Total (in EUR)	Share in total turnover
1 ABANKA VIPA	34,552,577	2,133,160	46,631,494	83,317,231	17.32%
2 NOVA LJUBLJANSKA BANKA	13,018,565	4,738,879	43,551,743	61,309,187	12.74%
3 RAIFFEISEN BANKA	37,010,638	264,175		37,274,813	7.75%
4 UNICREDIT BANK	31,075,577	2,434,540		33,510,117	6.96%
5 GBD GORENJSKA BORZNO POSREDNIŠKA DRUŽBA	30,778,552	1,811,029		32,589,581	6.77%
6 ILIRIKA	29,268,184	649,162		29,917,346	6.22%
7 CERTIUS BPH	27,586,789	221,988		27,808,777	5.78%
8 KD BPD	24,397,761	960,867		25,358,628	5.27%
9 HYPO ALPE-ADRIA-BANK	17,819,586	465,012		18,284,598	3.80%
10 SKB BANKA	18,094,481	171,254		18,265,735	3.80%
11 POTEZA	17,165,445	1,026,180		18,191,625	3.78%
12 ARGONOS BPH	16,214,910	394,915		16,609,825	3.45%
13 PERSPEKTIVA BPD	11,654,585	4,526,679		16,181,264	3.36%
14 PUBLIKUM	13,935,836	277,503		14,213,339	2.95%
15 MP BPH	10,173,181	1,646,148		11,819,329	2.46%
16 FACTOR BANKA	6,224,513	725,920		6,950,433	1.44%
17 NOVA KBM	6,005,670	884,851		6,890,521	1.43%
18 PFCI	5,335,913	287,917		5,623,830	1.17%
19 DEŽELNA BANKA SLOVENIJE	4,791,745	320,603		5,112,348	1.06%
20 PROBANKA	3,810,309	1,174,013		4,984,322	1.04%
21 VERITAS BH	1,948,529	547,001		2,495,530	0.52%
22 BANKA KOPER KOPER	1,993,602	44,867		2,038,469	0.42%
23 MOJA DELNICA BPH	1,693,894	152,923		1,846,817	0.38%
24 GORENJSKA BANKA KRANJ	510,869	28,368		539,237	0.11%
TOTAL	365,061,711	25,887,954	90,183,237	481,132,902	100.00%



C6) TURNOVER IN YEARS 2006 AND 2007

MONTHLY TURNOVER ON OFFICIAL AND SEMI-OFFICIAL MARKET

Year 2006	Number of trading days	Turnover via BTS (in EUR)		average per bargain	Number of bargains via BTS	
		per year	average per day		per year	average per day
November	21	85,857,249	4,088,440	5,203	16,502	786
December	17	103,636,534	6,096,267	5,087	20,371	1,198
TOTAL	247	996,477,198			228,941	
Average 2006	21	83,039,767	4,034,321	4,353	19,078	927
Year 2007						
January	21	182,087,339	8,670,826	7,491	24,307	1,157
February	19	131,292,486	6,910,131	6,290	20,874	1,099
March	22	169,026,770	7,683,035	8,220	20,563	935
April	18	152,325,686	8,462,538	7,416	20,541	1,141
May	21	152,064,310	7,241,158	6,917	21,985	1,047
June	20	182,500,592	9,125,030	8,814	20,706	1,035
July	22	250,231,975	11,374,181	9,147	27,357	1,244
August	22	239,346,331	10,879,379	8,696	27,523	1,251
September	20	170,336,792	8,516,840	7,557	22,540	1,127
October	22	169,935,944	7,724,361	7,813	21,751	989
November	21	195,474,830	9,308,325	1,000	195,475	9,308
TOTAL	228	1,994,623,055			423,622	
Average 2007	21	181,329,369	8,717,800	7,215	38,511	1,848

TURNOVER BY SECURITIES ON ALL MARKETS OF LJUBLJANA STOCK EXCHANGE IN YEARS 1998 - 2007

Total turnover and number of bargains

Year	Number of trading days	Turnover via BTS (in EUR)		average per bargain	Number of bargains via BTS	
		per year	average per day		per year	average per day
2007	228	1,994,623,055	8,748,347	4,708	423,622	1,858
2006	247	996,477,198	4,034,321	4,353	228,941	927
2005	250	579,204,722	2,316,819	2,263	255,908	1,024
2004	255	837,861,029	3,285,730	2,382	351,760	1,379
2003	249	700,844,661	2,814,637	2,058	340,582	1,368
2002	247	1,156,611,591	4,682,638	2,563	451,250	1,827
2001	247	707,615,828	2,864,841	2,221	318,645	1,290
2000	249	1,174,224,149	4,715,760	2,971	395,284	1,587
1999	254	1,397,785,135	5,503,091	3,134	445,966	1,756
1998	252	2,259,292,124	8,965,445	9,531	237,049	941

MONTHLY TURNOVER ON MARKET MAKER SEGMENT*

Year 2006	Number of	Turnover (in EUR)		average	Number of bargains	
Month	trading days	per month	average per day	per bargain	per month	average per day
November	21	66,707,548	3,176,550	1,010,720	66	3
December	17	36,736,164	2,160,951	720,317	51	3
TOTAL	247	1,765,706,487			1,264	
Average 2006	21	147,142,207	7,148,609	1,396,920	105	5
Year 2007						
January	21	17,424,028	829,716	757,566	23	1
February	19	70,213,338	3,695,439	1,080,205	65	3
March	22	41,235,832	1,874,356	1,330,188	31	1
April	18	18,257,649	1,014,314	793,811	23	1
May	21	5,984,402	284,972	498,700	12	1
June	20	109,354,132	5,467,707	2,667,174	41	2
July	22	39,615,922	1,800,724	2,200,885	18	1
August	22	3,523,721	160,169	440,465	8	0
September	20	6,734,963	336,748	518,074	13	1
October	22	34,349,483	1,561,340	2,289,966	15	1
November	21	45,091,619	2,147,220	3,757,635	12	1
TOTAL	228	391,785,089			261	
Average 2007	21	35,616,826	1,742,973	1,484,970	24	1

*special segment for trading in securities issued by Republic of Slovenia.

MONTHLY TURNOVER WITH BLOCK TRADES

Year 2006	Number of	Turnover (in EUR)		average	Number of bargains	
Month	trading days	per month	average per day	per bargain	per month	average per day
November	21	52,633,555	2,506,360	469,942	112	5
December	17	68,465,677	4,027,393	575,342	119	7
TOTAL	247	813,987,562			1,274	
Average 2006	21	67,832,297	3,295,496	638,923	106	5
Year 2007						
January	21	116,670,319	5,555,729	777,802	150	7
February	19	129,659,619	6,824,190	1,394,189	93	5
March	22	61,615,234	2,800,692	648,581	95	4
April	18	55,383,558	3,076,864	576,912	96	5
May	21	117,550,925	5,597,663	1,187,383	99	5
June	20	127,132,156	6,356,608	1,050,679	121	6
July	22	250,988,177	11,408,554	2,240,966	112	5
August	22	78,943,695	3,588,350	631,550	125	6
September	20	117,516,597	5,875,830	1,487,552	79	4
October	22	96,527,047	4,387,593	1,930,541	50	2
November	21	21,882,342	1,042,016	1,458,823	15	1
TOTAL	228	1,173,869,669			1,035	
Average 2007	21	106,715,424	5,137,645	1,216,816	94	5

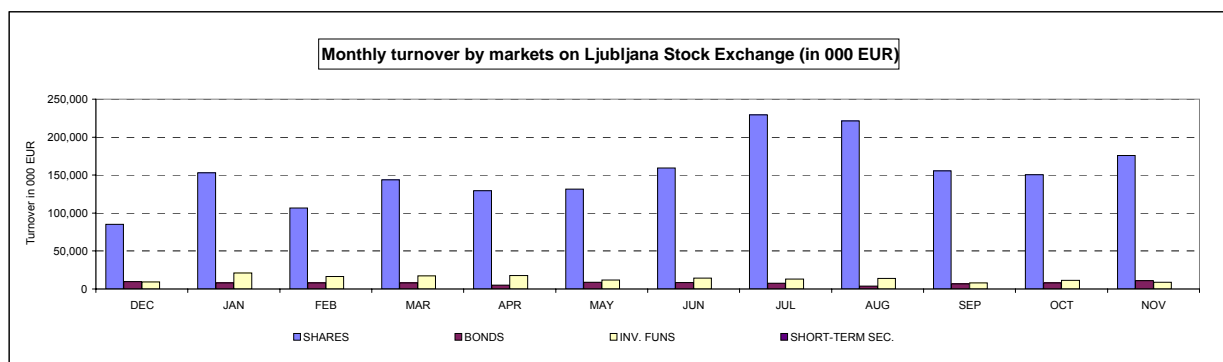
STRUCTURE OF TURNOVER

MONTHLY TURNOVER VIA BTS BY MARKETS ON LJUBLJANA STOCK EXCHANGE (in EUR)

YEAR 2006	OFFICIAL MARKET				SEMI-OFFICIAL MARKET			SHORT-TERM SECURITIES	TOTAL	INDEX % (t-1)
	PRIME MARKET SHARES	SHARES	BONDS	OPEN-END FUNDS	SHARES	BONDS	CLOSE-END FUNDS			
November	44,018,034	18,368,277	1,940,607	420,224	6,652,746	4,152,462	10,279,887	24,724	85,857,249	73
December	54,540,954	24,274,065	3,897,618	2,203,287	6,169,905	5,657,181	6,894,112		103,636,534	121
Total 2006	578,595,062	144,128,160	23,467,967	2,819,219	78,496,322	57,537,135	111,409,611	24,724	996,478,200	
YEAR 2007										
January	111,766,686	32,838,305	1,959,442	5,541,576	8,317,737	6,038,547	15,625,046		182,087,339	176
February	75,938,315	24,218,209	4,143,992	7,075,783	6,480,767	4,063,859	9,371,561		131,292,486	72
March	94,230,602	43,202,070	3,285,913	6,509,916	6,345,130	4,752,532	10,696,441	4,166	169,026,770	129
April	82,286,590	38,541,734	2,648,036	10,634,731	8,758,994	2,390,031	7,065,570		152,325,686	90
May	97,279,790	24,161,425	4,304,620	3,398,693	10,122,020	4,342,255	8,455,507		152,064,310	100
June	111,254,114	33,020,032	3,514,539	7,664,297	15,284,574	4,994,919	6,753,235	14,882	182,500,592	120
July	167,438,138	46,182,460	3,221,831	2,277,794	15,793,615	4,362,893	10,955,244		250,231,975	137
August	179,231,572	33,689,710	1,420,843	3,129,065	8,567,788	2,421,087	10,886,466		239,346,331	96
September	119,395,007	26,915,228	1,318,049	1,569,264	9,100,865	5,472,339	6,566,040		170,336,792	71
October	116,762,231	23,798,018	2,159,188	2,392,438	9,850,095	6,045,713	8,928,260		169,935,943	100
November	140,359,242	27,914,915	3,071,952	1,933,576	7,467,433	7,938,447	6,789,265		195,474,830	115
Total 2007	1,295,942,287	354,482,106	31,048,205	52,127,133	106,089,018	52,822,622	102,092,635	19,048	1,994,623,054	

MONTHLY TURNOVER (BLOCK AND TUVL TRADES EXCLUDED) BY SECURITIES ON LJUBLJANA STOCK EXCHANGE (in EUR)

YEAR 2006	SHARES	BONDS	INVESTMENT FUNDS	SHORT-TERM SECURITIES	TOTAL	INDEX % (t-1)
November	69,039,057	6,093,069	10,700,111	24,724	85,856,961	73
December	84,984,924	9,554,799	9,097,399	0	103,637,122	121
Total 2006	801,218,542	81,005,102	114,228,830	24,724	996,477,198	
YEAR 2007						
January	152,922,728	7,997,989	21,166,622	0	182,087,339	176
February	106,637,291	8,207,851	16,447,344	0	131,292,486	72
March	143,777,802	8,038,445	17,206,357	4,166	169,026,770	129
April	129,587,318	5,038,067	17,700,301	0	152,325,686	90
May	131,563,235	8,646,875	11,854,200	0	152,064,310	100
June	159,558,720	8,509,458	14,417,532	14,882	182,500,592	120
July	229,414,213	7,584,724	13,233,038	0	250,231,975	137
August	221,489,070	3,841,730	14,015,531	0	239,346,331	96
September	155,411,100	6,790,388	8,135,304	0	170,336,792	71
October	150,410,344	8,204,901	11,320,698	0	169,935,943	100
November	175,741,589	11,010,399	8,722,842	0	195,474,830	115
Total 2007	1,756,513,410	83,870,827	154,219,769	19,048	1,994,623,054	



D) MARKET CAPITALISATION

MARKET CAPITALISATION - OFFICIAL MARKET (in EUR)

	30 Nov 2006	31 Dec 2006	30 Sep 2007	30 Nov 2007	Index 30 Nov 2007 / 31 Oct 2007	Index 30 Nov 2007 / 31 Dec 2006	Index 30 Nov 2007 / 30 Nov 2006	Share
SHARES	9,257,789,399	9,795,931,723	15,996,051,238	15,291,233,292	96	156	165	74.98%
PRIME MARKET SHARES	5,392,358,391	5,999,369,426	12,280,996,527	11,744,314,683	96	196	218	57.59%
OTHER SHARES	3,865,431,008	3,796,562,297	3,715,054,711	3,546,918,609	95	93	92	17.39%
Banks	10,889,013	11,572,562	17,236,223	17,038,105	99	147	156	0.11%
Companies	9,246,900,386	9,784,359,161	15,978,815,015	15,274,195,187	96	156	165	99.89%
BONDS	5,583,444,545	5,618,997,132	4,916,723,469	4,945,348,887	101	88	89	24.25%
State	4,721,201,860	4,728,650,204	3,957,839,356	3,999,439,381	101	85	85	80.87%
Banks	815,358,229	843,487,927	917,239,132	904,264,526	99	107	111	18.29%
Companies	46,884,456	46,859,001	41,644,981	41,644,981	100	89	89	0.84%
OPEN-END FUNDS	111,536,257	113,429,952	175,850,763	158,130,400	90	139	142	0.78%
TOTAL	14,952,770,201	15,528,358,807	21,088,625,469	20,394,712,579	97	131	136	100.00%

MARKET CAPITALISATION - SEMI-OFFICIAL MARKET (in EUR)

	30 Nov 2006	31 Dec 2006	30 Sep 2007	30 Nov 2007	Index 30 Nov 2007 / 31 Oct 2007	Index 30 Nov 2007 / 31 Dec 2006	Index 30 Nov 2007 / 30 Nov 2006	Share
SHARES	1,703,005,731	1,717,147,870	2,812,615,540	2,700,771,179	96	157	159	57.79%
Companies	1,703,005,731	1,717,147,870	2,812,615,540	2,700,771,179	96	157	159	100.00%
BONDS	1,012,518,473	1,012,584,689	1,031,589,058	1,013,364,971	98	100	100	21.69%
State	621,430,932	621,929,917	649,803,141	633,524,270	97	102	102	62.52%
Banks	65,763,520	64,253,504	52,000,371	52,000,371	100	81	79	5.13%
Companies	292,714,020	293,796,004	297,175,546	295,230,331	99	100	101	29.13%
Insurance companies	32,610,000	32,605,264	32,610,000	32,610,000	100	100	100	3.22%
CLOSE-END FUNDS	661,902,168	693,421,040	957,627,377	958,931,274	100	138	145	20.52%
TOTAL *	3,377,426,372	3,423,153,599	4,801,831,976	4,673,067,425	97	137	138	100.00%

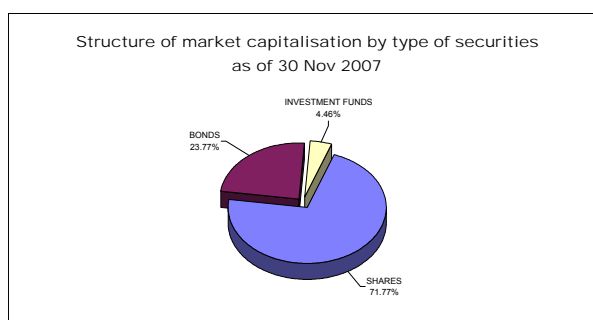
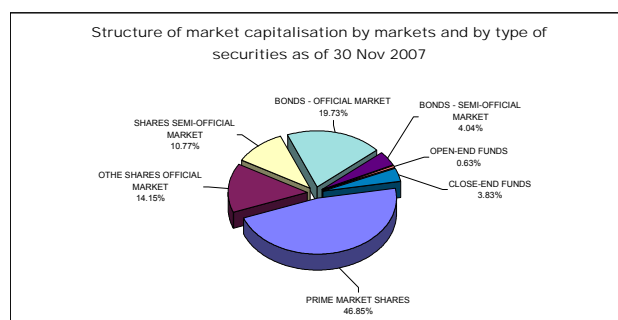
TOTAL SHARES	10,960,795,130	11,513,079,593	18,808,666,778	17,992,004,471	96	156	164	-
---------------------	-----------------------	-----------------------	-----------------------	-----------------------	-----------	------------	------------	----------

TOTAL BONDS	6,595,963,018	6,631,581,821	5,948,312,527	5,958,713,858	100	90	90	-
--------------------	----------------------	----------------------	----------------------	----------------------	------------	-----------	-----------	----------

INVESTMENT FUNDS	773,438,426	806,850,991	1,133,478,140	1,117,061,675	99	138	144	-
-------------------------	--------------------	--------------------	----------------------	----------------------	-----------	------------	------------	----------

On 30 November 2007, the total market capitalisation of all shares traded, without investment funds, on the Ljubljana Stock Exchange corresponded to 59.1 % of GDP in 2006 - EUR 30,448 million (at current prices; as reported by the Statistical Office of the Republic of Slovenia).

1EUR=1,3200 USD as of 30 Nov 2006 | 1EUR=1,3170 USD as of 31 Dec 2006 | 1EUR=1,4407 USD as of 31 Oct 2007 | 1EUR=1,4738 USD as of 30 Nov 2007



D1) MARKET CAPITALISATION OF SHARES - OFFICIAL MARKET

Issue	Number of shares traded	Number of issued shares	Share of traded shares	Price as of 30 Nov 2007	Market capitalisation as of 30 Nov 2007 (in EUR)	Market capitalisation as of 30 Nov 2007 (in USD)
Common shares	-	-	-	-	15,274,195,187	22,511,108,866
PRIME MARKET SHARES					11,744,314,683	17,308,770,980
1 KRKA	35,426,120	35,426,120	100.00%	113.58 EUR	4,023,698,710	5,930,127,158
2 TELEKOM SLOVENIJE	6,535,478	6,535,478	100.00%	400.18 EUR	2,615,367,586	3,854,528,748
3 PETROL	2,086,301	2,086,301	100.00%	924.72 EUR	1,929,244,261	2,843,320,191
4 MERCATOR	3,765,361	3,765,361	100.00%	311.69 EUR	1,173,625,370	1,729,689,070
5 LUKA KOPER	7,140,000	7,140,000	100.00%	91.97 EUR	656,665,800	967,794,056
6 GORENJE	12,200,000	12,200,000	100.00%	43.99 EUR	536,678,000	790,956,036
7 MERKUR	1,312,585	1,312,585	100.00%	385.00 EUR	505,345,225	744,777,793
8 INTEREUROPA	7,902,413	7,902,413	100.00%	38.43 EUR	303,689,732	447,577,926
OTHER SHARES					3,529,880,504	5,202,337,886
1 SAVA	2,006,987	2,006,987	100.00%	572.80 EUR	1,149,602,154	1,694,283,654
2 PIVOVARNA LAŠKO	8,578,391	8,578,391	100.00%	92.82 EUR	796,246,253	1,173,507,727
3 ISTRABENZ	5,180,000	5,180,000	100.00%	103.46 EUR	535,922,800	789,843,023
4 AERODROM LJUBLJANA	1,936,229	1,936,229	100.00%	134.91 EUR	261,216,654	384,981,105
5 TERME ČATEŽ	597,916	597,916	100.00%	305.00 EUR	182,364,380	268,768,623
6 ACH	2,886,877	2,886,877	100.00%	61.23 EUR	176,763,479	260,514,015
7 ŽITO	355,792	355,792	100.00%	320.33 EUR	113,970,851	167,970,241
8 SALUS, LJUBLJANA	134,980	134,980	100.00%	793.00 EUR	107,039,140	157,754,285
9 ISKRA AVTOELEKTRIKA	1,608,313	1,608,313	100.00%	49.96 EUR	80,351,317	118,421,772
10 ETOL	254,619	254,619	100.00%	194.00 EUR	49,396,086	72,799,952
11 COMET	1,700,688	1,700,688	100.00%	13.95 EUR	23,724,598	34,965,312
12 DELO PRODAJA	593,549	593,549	100.00%	26.50 EUR	15,729,049	23,181,472
13 KOMPAS MTS	594,601	594,601	100.00%	24.35 EUR	14,478,534	21,338,464
14 MLINOTEST	2,389,177	2,389,177	100.00%	5.13 EUR	12,256,478	18,063,597
15 GEODETSKI ZAVOD SLOVENIJE	379,820	379,820	100.00%	21.99 EUR	8,352,242	12,309,534
16 NIKA	189,876	189,876	100.00%	12.99 EUR	2,466,489	3,635,112
Preferred shares	-	-	-	-	17,038,105	25,110,759
1 PROBANKA	396,235	400,000	99.06%	43.00 EUR	17,038,105	25,110,759
TOTAL SHARES	-	-	-	-	15,291,233,292	22,536,219,625

EXCHANGE RATES	1 EUR	1.4738	USD as of 30 Nov 2007
-----------------------	-------	--------	-----------------------

MARKET CAPITALISATION OF SHARES - SEMI-OFFICIAL MARKET

Issue	Number of shares traded	Number of issued shares	Share of traded shares	Price as of 30 Nov 2007	Market capitalisation as of 30 Nov 2007 (in EUR)	Market capitalisation as of 30 Nov 2007 (in USD)
Common shares	-	-	-	-	2,673,184,079	3,939,738,696
1 HELIOS, DOMŽALE	278,446	278,446	100.00%	1,475.00 EUR	410,707,850	605,301,229
2 NFD HOLDING	33,159,997	33,159,997	100.00%	9.35 EUR	310,045,972	456,945,753
3 KD HOLDING	2,675,640	2,675,640	100.00%	97.53 EUR	260,955,169	384,595,728
4 ZVON ENA HOLDING	12,431,743	12,431,743	100.00%	15.60 EUR	193,935,191	285,821,684
5 KD GROUP	186,436	186,436	100.00%	855.00 EUR	159,402,780	234,927,817
6 LESNINA	76,495	76,495	100.00%	2,000.00 EUR	152,990,000	225,476,662
7 INFOND HOLDING	16,833,414	16,833,414	100.00%	8.25 EUR	138,875,666	204,674,956
8 CINKARNA CELJE	814,626	814,626	100.00%	145.00 EUR	118,120,770	174,086,391
9 JUTEKS	641,432	641,432	100.00%	128.00 EUR	82,103,296	121,003,838
10 AKTIVA NALOŽBE	13,591,508	13,591,508	100.00%	5.01 EUR	68,093,455	100,356,134
11 MAKSIMA INVEST	7,451,949	7,451,949	100.00%	7.54 EUR	56,187,695	82,809,426
12 ZVON DVA HOLDING	14,120,934	14,120,934	100.00%	3.70 EUR	52,247,456	77,002,300
13 VIPA HOLDING	7,347,565	7,347,565	100.00%	6.51 EUR	47,832,648	70,495,757
14 MAKSIMA HOLDING	6,399,850	6,399,850	100.00%	7.21 EUR	46,142,919	68,005,433
15 DZS	1,494,233	1,494,233	100.00%	28.00 EUR	41,838,524	61,661,617
16 TRIGLAV NALOŽBE	13,182,366	13,182,366	100.00%	2.75 EUR	36,251,507	53,427,470
17 MEDVEŠEK PUŠNIK	80,000	80,000	100.00%	400.00 EUR	32,000,000	47,161,600
18 GRAND HOTEL UNION	1,814,613	1,814,613	100.00%	15.99 EUR	29,015,662	42,763,282
19 CENTER NALOŽBE	3,777,004	3,777,004	100.00%	7.17 EUR	27,081,119	39,912,153
20 MARINA PORTOROŽ	313,932	313,932	100.00%	79.00 EUR	24,800,628	36,551,166
21 ETRA 33	45,423	45,423	100.00%	540.00 EUR	24,528,420	36,149,985
22 NAMA	953,795	953,795	100.00%	25.22 EUR	24,054,710	35,451,831
23 ZLATA MONETA II	8,232,861	8,232,861	100.00%	2.86 EUR	23,545,982	34,702,069
24 TOSAMA	295,670	295,670	100.00%	70.15 EUR	20,741,251	30,568,455
25 SLOVENIJALES	273,377	273,604	99.92%	75.00 EUR	20,503,275	30,217,727
26 CETIS	200,000	200,000	100.00%	95.10 EUR	19,020,000	28,031,676
27 MODRA LINIJA HOLDING	2,192,411	2,192,411	100.00%	8.62 EUR	18,898,583	27,852,731
28 HRAM HOLDING	4,346,667	4,346,667	100.00%	3.70 EUR	16,082,668	23,702,636
29 M1	3,932,515	3,932,515	100.00%	3.95 EUR	15,533,434	22,893,175
30 PLAMA - PUR	686,798	686,798	100.00%	21.99 EUR	15,102,688	22,258,342
31 GORENJSKI TISK	963,349	963,349	100.00%	15.50 EUR	14,931,910	22,006,648
32 MERCATA	2,891,874	2,891,874	100.00%	5.05 EUR	14,603,964	21,523,322
33 SWATY	288,940	288,940	100.00%	50.25 EUR	14,519,235	21,398,449
34 MELAMIN	349,913	349,913	100.00%	34.01 EUR	11,900,541	17,539,018
35 MIP	1,978,742	1,978,742	100.00%	6.00 EUR	11,872,452	17,497,620
36 JAVOR PIVKA	1,194,700	1,194,700	100.00%	9.80 EUR	11,708,060	17,255,339
37 VELANA	1,409,645	1,409,645	100.00%	8.00 EUR	11,277,160	16,620,278
38 ALPETOUR POTOVALNA AGENCIJA	385,831	385,831	100.00%	25.06 EUR	9,668,925	14,250,061
39 NIKO	35,875	35,875	100.00%	260.10 EUR	9,331,088	13,752,157
40 TRDNJAVA HOLDING	2,593,123	2,593,123	100.00%	3.00 EUR	7,779,369	11,465,234
41 ALPOS	144,913	144,913	100.00%	53.65 EUR	7,774,582	11,458,180
42 FINIRA	2,470,000	2,470,000	100.00%	2.93 EUR	7,237,100	10,666,038
43 GEA	1,254,960	1,254,960	100.00%	4.50 EUR	5,647,320	8,323,020
44 TERME DOBRNA	692,542	692,542	100.00%	8.00 EUR	5,540,336	8,165,347
45 ŽELEZARNA RAVNE - MONTER DRAVOGRAD	336,225	336,225	100.00%	16.10 EUR	5,413,223	7,978,007
46 HIDROTEHNIK	384,472	384,472	100.00%	12.56 EUR	4,828,968	7,116,934
47 GORIŠKE OPEKARNE	523,634	523,634	100.00%	8.00 EUR	4,189,072	6,173,854
48 JADRAN	165,302	165,302	100.00%	22.00 EUR	3,636,844	5,359,686
49 ELMO	708,000	708,000	100.00%	4.49 EUR	3,178,920	4,685,092
50 TRDNJAVA I HOLDING	891,750	891,750	100.00%	3.27 EUR	2,916,023	4,297,634
51 INTERTRADE ITA	69,531	69,531	100.00%	40.49 EUR	2,815,310	4,149,204
52 INLES	712,410	712,410	100.00%	3.90 EUR	2,778,399	4,094,804

Issue	Number of shares traded	Number of issued shares	Share of traded shares	Price as of 30 Nov 2007	Market capitalisation as of 30 Nov 2007 (in EUR)	Market capitalisation as of 30 Nov 2007 (in USD)
53 KOŠAKI TMI	43,236	43,236	100.00%	63.00 EUR	2,723,868	4,014,437
54 KRONA HOLDING	1,287,121	1,287,121	100.00%	2.11 EUR	2,715,825	4,002,583
55 ZDRAVILIŠČE ROGAŠKA	901,581	961,898	93.73%	2.60 EUR	2,344,111	3,454,750
56 TEKSTINA	1,127,293	1,127,293	100.00%	2.05 EUR	2,310,951	3,405,879
57 MKT PRINT	103,954	103,954	100.00%	15.01 EUR	1,560,350	2,299,643
58 LIZ INŽENIRING	123,846	123,846	100.00%	9.00 EUR	1,114,614	1,642,718
59 JELEN GOSTINSKO PODJETJE	67,798	67,798	100.00%	3.34 EUR	226,445	333,735
60 TOVARNA SLADKORJA ORMOŽ	497,163	497,163	100.00%	0.00 EUR	0	0
Preferred shares	-	-	-	-	27,587,100	40,657,868
1 KD HOLDING	266,413	266,413	100.00%	65.00 EUR	17,316,845	25,521,566
2 PRVA POKOJNINSKA DRUŽBA	170,000	170,000	100.00%	60.00 EUR	10,200,000	15,032,760
3 ZDRAVILIŠČE ROGAŠKA	28,102	30,000	93.67%	2.50 EUR	70,255	103,542
TOTAL SHARES					2,700,771,179	3,980,396,564

EXCHANGE RATES 1 EUR= 1.4738 USD as of 30 Nov 2007

D2) MARKET CAPITALISATION OF BONDS - OFFICIAL MARKET

Issue	Number of issued bonds	Price as of 30 Nov 2007	Principal amt. as of 30 Nov 2007	Currency of denomination	Market capitalisation as of 30 Nov 2007 (in EUR)	Market capitalisation as of 30 Nov 2007 (in USD)
1 REPUBLIKA SLOVENIJA 59 th ISSUE	25,553,128	99.00	41.73	EUR	1,055,668,711	1,555,844,546
2 REPUBLIKA SLOVENIJA 60 th ISSUE	8,833,535	98.00	41.73	EUR	361,250,947	532,411,646
3 REPUBLIKA SLOVENIJA 58 th ISSUE	8,612,290	98.84	41.73	EUR	355,221,928	523,526,077
4 REPUBLIKA SLOVENIJA 62 nd ISSUE	9,358,736	90.00	41.73	EUR	351,486,048	518,020,137
5 REPUBLIKA SLOVENIJA 61 st ISSUE	7,880,699	96.15	41.73	EUR	316,200,399	466,016,148
6 REPUBLIKA SLOVENIJA 57 th ISSUE	6,629,324	101.00	41.73	EUR	279,408,107	411,791,669
7 REPUBLIKA SLOVENIJA 56 th ISSUE	4,841,198	99.00	41.73	EUR	200,002,961	294,764,363
8 REPUBLIKA SLOVENIJA 33 rd ISSUE	248,716	140.00	511.29	EUR	178,032,405	262,384,159
9 REPUBLIKA SLOVENIJA 52 nd ISSUE	3,506,357	101.00	41.73	EUR	147,783,480	217,803,293
10 REPUBLIKA SLOVENIJA 54 th ISSUE	3,000,000	109.98	41.73	EUR	137,683,962	202,918,623
11 REPUBLIKA SLOVENIJA 38 th ISSUE	820,216	105.75	100.00	EUR	86,737,842	127,834,232
12 REPUBLIKA SLOVENIJA 53 rd ISSUE	821,939	102.00	100.00	EUR	83,837,778	123,560,117
13 NLB 18 th ISSUE	150,000	100.00	417.29	EUR	62,593,500	92,250,300
14 REPUBLIKA SLOVENIJA 48 th ISSUE	600,000	100.00	100.00	EUR	60,000,000	88,428,000
15 REPUBLIKA SLOVENIJA 50 th ISSUE	571,596	100.00	100.00	EUR	57,159,600	84,241,818
16 REPUBLIKA SLOVENIJA 29 th ISSUE	550,000	102.00	100.00	EUR	56,100,000	82,680,180
17 NLB 15 th ISSUE	131,126	102.20	417.29	EUR	55,921,355	82,416,893
18 NLB 23 rd ISSUE	54,200	0.00	1,000.00	EUR	54,200,000	79,879,960
19 NLB 13 th ISSUE	117,335	109.99	417.29	EUR	53,854,098	79,370,170
20 REPUBLIKA SLOVENIJA 18 th ISSUE	500,000	103.50	100.00	EUR	51,750,000	76,269,150
21 REPUBLIKA SLOVENIJA 26 th ISSUE	500,000	102.16	100.00	EUR	51,080,000	75,281,704
22 NLB 17 th ISSUE	101,694	99.30	417.29	EUR	42,138,838	62,104,220
23 REPUBLIKA SLOVENIJA 23 rd ISSUE	400,000	102.50	100.00	EUR	41,000,000	60,425,800
24 NLB 19 th ISSUE	100,000	96.70	417.29	EUR	40,351,943	59,470,694
25 BANKA CELJE ¹⁰ ISSUE	370,000	103.00	100.00	EUR	38,110,000	56,166,518
26 POSLOVNI SISTEM MERCATOR	365,400	101.27	100.00	EUR	37,004,058	54,536,581
27 NLB 12 th ISSUE	80,000	103.00	417.29	EUR	34,384,696	50,676,165
28 REPUBLIKA SLOVENIJA 21 st ISSUE	1,118,020	98.00	30.25	EUR	33,143,703	48,847,189
29 NLB 16 th ISSUE	77,557	99.00	417.29	EUR	32,040,123	47,220,733
30 NLB 22 nd ISSUE	298,940	100.00	100.00	EUR	29,894,000	44,057,777
31 REPUBLIKA SLOVENIJA 49 th ISSUE	77,979	100.00	380.00	EUR	29,632,020	43,671,671
32 NOVA KBM 8 th ISSUE	70,000	100.70	417.29	EUR	29,414,772	43,351,491
33 NLB 21 st ISSUE	69,500	100.00	417.29	EUR	29,001,655	42,742,639
34 NOVA KBM 7 th ISSUE	70,000	98.22	417.29	EUR	28,690,357	42,283,848
35 NLB 11 th ISSUE	26,326	100.90	1,000.00	EUR	26,562,934	39,148,452
36 NOVA KBM 5 th ISSUE	60,000	103.10	417.29	EUR	25,813,559	38,044,024
37 FACTOR BANKA 17 th ISSUE	25,000	100.00	1,000.00	EUR	25,000,000	36,845,000
38 REPUBLIKA SLOVENIJA 32 nd ISSUE	238,655	101.50	100.00	EUR	24,223,483	35,700,569
39 NLB 20 th ISSUE	57,100	100.00	417.29	EUR	23,827,259	35,116,614
40 ABANKA VIPA 10 th ISSUE	21,000	104.00	1,000.00	EUR	21,840,000	32,187,792
41 REPUBLIKA SLOVENIJA 39 th ISSUE	25,635,103	100.01	0.83	EUR	21,279,263	31,361,378
42 BANKA CELJE 9 th ISSUE	50,000	100.90	417.29	EUR	21,052,281	31,026,851
43 ABANKA VIPA 11 th ISSUE	500,000	98.70	41.73	EUR	20,593,755	30,351,076
44 ABANKA VIPA 12 th ISSUE	500,000	96.00	41.73	EUR	20,030,400	29,520,804
45 ABANKA VIPA 7 th ISSUE	173,000	101.00	100.00	EUR	17,473,000	25,751,707
46 POŠTNA BANKA SLOVENIJE 7 th ISSUE	40,000	104.00	417.29	EUR	17,359,264	25,584,083
47 NLB 14 th ISSUE	17,000	100.00	1,000.00	EUR	17,000,000	25,054,600
48 REPUBLIKA SLOVENIJA 44 th ISSUE	296,493	110.90	41.73	EUR	13,721,272	20,222,411
49 ABANKA 6 th ISSUE	135,000	101.60	100.00	EUR	13,716,000	20,214,641
50 BANKA CELJE 8 th ISSUE	125,000	100.50	100.00	EUR	12,562,500	18,514,613
51 PROBANKA 7 th ISSUE	120,000	102.00	100.00	EUR	12,240,000	18,039,312
52 FACTOR BANKA 14 th ISSUE	1,216	98.00	10,000.00	EUR	11,916,800	17,562,980
53 BANKA CELJE 7 th ISSUE	100,000	104.00	100.00	EUR	10,400,000	15,327,520
54 POŠTNA BANKA SLOVENIJE 5 th ISSUE	10,000	102.00	1,000.00	EUR	10,200,000	15,032,760
55 ABANKA VIPA 8 th ISSUE	100,000	101.80	100.00	EUR	10,180,000	15,003,284
56 BANKA CELJE 6 th ISSUE A SERIES	100,000	100.40	100.00	EUR	10,040,000	14,796,952
57 ABANKA VIPA 9 th ISSUE	100,000	99.40	100.00	EUR	9,940,000	14,649,572
58 PROBANKA 8 th ISSUE	92,000	100.00	100.00	EUR	9,200,000	13,558,960
59 FACTOR BANKA 15 th ISSUE	9,000	100.00	1,000.00	EUR	9,000,000	13,264,200
60 PROBANKA 6 th ISSUE	65,000	101.75	100.00	EUR	6,613,750	9,747,345
61 ABANKA VIPA 13 th ISSUE	50,970	100.00	100.00	EUR	5,097,000	7,511,959
62 POŠTNA BANKA SLOVENIJE 6 th ISSUE	10,000	104.20	417.29	EUR	4,348,162	6,408,321
63 STANOVANJSKI SKLAD RS 3 rd ISSUE	20,000	101.00	200.98	EUR	4,125,718	6,080,483
64 HOTELI BERNARDIN	20,000	104.48	160.59	EUR	3,355,689	4,945,614
65 STANOVANJSKI SKLAD RS 2 nd ISSUE	20,000	100.00	93.38	EUR	1,904,158	2,806,348
66 BTC 1 st ISSUE	340,000	103.00	3.67	EUR	1,285,234	1,894,178
67 STANOVANJSKI SKLAD RS 1 st ISSUE	70,965	101.00	14.03	EUR	1,005,595	1,482,046
68 BANKA VIPA 7 th ISSUE	10,000	102.00	87.50	EUR	892,500	1,315,367
69 BANKA VIPA 6 th ISSUE	10,000	103.60	50.00	EUR	518,000	763,428
70 BANKA VIPA 5 th ISSUE	10,000	100.81	25.00	EUR	252,025	371,434
TOTAL					4,945,348,887	7,288,455,190

EXCHANGE RATES 1 EUR= 1.4738 USD as of 30 Nov 2007

MARKET CAPITALISATION OF BONDS - SEMI-OFFICIAL MARKET

Issue	Number of issued bonds	Price as of 30 Nov 2007	Principal amt. as of 30 Nov 2007	Currency of denomination	Market capitalisation as of 30 Nov 2007 (in EUR)	Market capitalisation as of 30 Nov 2007 (in USD)
1 SLOVENSKA ODŠKODNINSKA DRUŽBA 2 nd ISSUE	13,879,265	102.62	44.48	EUR	633,524,270	933,688,068
2 DARS 2 nd ISSUE	148,000		417.29	EUR	61,758,920	91,020,296
3 DARS	134,300	109.00	417.29	EUR	61,085,831	90,028,298
4 DARS 3 rd ISSUE	102,000	102.00	417.29	EUR	43,414,852	63,984,808
5 KD HOLDING 1 st ISSUE	400,000	102.50	100.00	EUR	41,000,000	60,425,800
6 KD HOLDING 2 nd ISSUE	400,000	98.00	100.00	EUR	39,200,000	57,772,960
7 ZAVAROVALNICA TRIGLAV 1 st ISSUE	30,000	108.70	1,000.00	EUR	32,610,000	48,060,618
8 CIMOS 1 st ISSUE	200,000	101.81	100.00	EUR	20,362,000	30,009,516
9 FACTOR BANKA 11 th ISSUE	13,000	103.70	1,000.00	EUR	13,481,000	19,868,298
10 FACTOR BANKA 12 th ISSUE	2,500,000	96.90	4.17	EUR	10,101,825	14,888,070
11 KB1909 1 st ISSUE	10,000	101.50	900.00	EUR	9,135,000	13,463,163
12 POTEZA NALOŽBE	100,000	100.60	75.46	EUR	7,590,793	11,187,311
13 FACTOR BANKA 13 th ISSUE	1,757,900	97.00	4.17	EUR	7,110,530	10,479,499
14 FACTOR BANKA 8 th ISSUE	6,300	99.80	1,000.00	EUR	6,287,400	9,266,370
15 DEOS 1 st ISSUE	58,259	100.02	100.00	EUR	5,827,065	8,587,929
16 FACTOR BANKA 9 th ISSUE	5,927	97.80	1,000.00	EUR	5,796,606	8,543,038
17 FMR	50,000	103.00	100.00	EUR	5,150,000	7,590,070
18 BANKA ZASAVJE 3 rd ISSUE	5,000	100.53	1,000.00	EUR	5,026,500	7,408,056
19 FACTOR BANKA 6 th ISSUE	10,000	100.00	419.65	EUR	4,196,510	6,184,816
20 SIP STROJNA INDUSTRIJA 1 st ISSUE B SERIES	17,250		40.92	EUR	705,870	1,040,311
TOTAL					1,013,364,971	1,493,497,295

EXCHANGE RATES	1 EUR=	1.4738	USD as of 30 Nov 2007
-----------------------	--------	--------	-----------------------

D3) MARKET CAPITALISATION OF INVESTMENT FUNDS

MARKET CAPITALISATION OF OPEN-END FUNDS

	Mutual fund	Number of coupons traded	Price as of 30 Nov 2007	Market capitalisation as of 30 Nov 2007 (in EUR)	Market capitalisation as of 30 Nov 2007 (in USD)
1	PROBANKA GLOBALNI NALOŽBENI SKLAD	129,054,691	0.900 EUR	116,149,222	171,180,723
2	MP-BALKAN.SI	465,503	69.24 EUR	32,231,428	47,502,678
3	MP-EUROSTOCK.SI	1,453,018	6.7 EUR	9,749,751	14,369,183
	TOTAL			158,130,400	233,052,584

EXCHANGE RATES 1 USD= 1.4738 USD as of 30 Nov 2007

MARKET CAPITALISATION OF CLOSE-END FUNDS

	Investment company	Number of shares traded	Price as of 30 Nov 2007	Market capitalisation as of 30 Nov 2007 (in EUR)	Market capitalisation as of 30 Nov 2007 (in USD)
1	NFD 1 DELNIŠKI INVESTICIJSKI SKLAD	160,580,300	2.69 EUR	431,961,007	636,624,132
2	KD ID	9,181,542	13.90 EUR	127,623,434	188,091,417
3	MAKSIMA ID	7,811,823	15.15 EUR	118,349,118	174,422,931
4	INFOND ID	8,132,314	14.05 EUR	114,259,012	168,394,931
5	KRONA SENIOR ID	7,316,086	11.75 EUR	85,964,011	126,693,759
6	ZVON ENA ID	2,277,577	20.21 EUR	46,029,831	67,838,765
7	INFOND ID 1	4,956,471	7.01 EUR	34,744,862	51,206,977
	TOTAL			958,931,274	1,413,272,912

EXCHANGE RATES 1 EUR= 1.4738 USD as of 30 Nov 2007

E) OTHER

E1) INDICATORS AS OF 30 NOVEMBER 2007

ISSUE	Price as of 30 Nov 2007	Total net profit (loss) in 000 SIT in 2006	Earning per share as of 31 Dec 2006	P / E ⁽¹⁾	Dividend for year 2006	Dividend yield	Book value as of 31 Dec 2006	P / B ⁽¹⁾	Turnover ratio ⁽²⁾
PRIME MARKET SHARES									
Gorenje	43.99 EUR	22,358 EUR	1.99 EUR	22.13	0.420 EUR	0.95%	20.56 EUR	2.14	27.99%
Intereuropa	38.43 EUR	6,387 EUR	0.808 EUR	47.55	0.83 EUR	2.16%	22.51 EUR	1.71	22.26%
Krka ⁽⁷⁾	113.58 EUR	111,682 EUR	3.30 EUR	34.37	0.80 EUR	0.70%	16.08 EUR	7.06	13.51%
Luka Koper ⁽⁴⁾	91.97 EUR	19,926 EUR	1.42 EUR	64.62	1.09 EUR	1.19%	20.92 EUR	4.40	21.83%
Mercator	311.69 EUR	29,581 EUR	8.65 EUR	36.05	4.00 EUR	1.28%	162.66 EUR	1.92	7.96%
Merkur	385.00 EUR	21,594 EUR	17.09 EUR	22.53	3.50 EUR	0.91%	166.49 EUR	2.31	11.78%
Petrol	924.72 EUR	49,818 EUR	24.18 EUR	38.24	5.50 EUR	0.59%	191.27 EUR	4.83	17.09%
Telekom Slovenije	400.18 EUR	103,407 EUR	15.90 EUR	25.18	6.13 EUR	1.53%	151.50 EUR	2.64	3.15%
PRIME MARKET AVERAGE				32.20		1.01%		3.36	
ACH	61.23 EUR	19,155 EUR	6.77 EUR	9.04	0.63 EUR	1.03%	44.99 EUR	1.36	8.52%
Aerodrom ⁽⁴⁾	134.91 EUR	8,802 EUR	2.32 EUR	58.19	1.10 EUR	0.82%	25.59 EUR	5.27	18.66%
Cornet	13.95 EUR	1,510 EUR	0.909 EUR	15.35			12.94 EUR	1.08	1.05%
Delo Prodaja ⁽⁶⁾	26.50 EUR	1,496 EUR	2.59 EUR	10.21341	0.670 EUR	2.53%	30.62 EUR	0.87	3.76%
Etol	194.00 EUR	3,242 EUR	13.413 EUR	14.46	5.630 EUR	2.90%	239.85 EUR	0.81	7.06%
Geodetski zavod Slovenije	21.99 EUR	275 EUR	0.731 EUR	30.09	0.380 EUR	1.73%	15.45 EUR	1.42	22.25%
Iskra Avtoelektrika	49.96 EUR	2,048 EUR	1.27 EUR	39.22	0.550 EUR	1.10%	26.11 EUR	1.91	5.61%
Istrabenz	103.46 EUR	16,035 EUR	3.10 EUR	33.42	0.650 EUR	0.63%	47.94 EUR	2.16	14.79%
Kompas MTS	24.35 EUR	3,144 EUR	1.76 EUR	13.82			82.14 EUR	0.30	0.39%
Minotest	5.13 EUR	(713 EUR)	(0.299 EUR)	⁽³⁾	0.100 EUR	1.95%	10.20 EUR	0.50	6.50%
Nika ⁽⁶⁾	12.99 EUR	196 EUR	1.04 EUR	12.49			20.03 EUR	0.65	0.31%
Pivovarna Laško	92.82 EUR	18,760 EUR	2.17 EUR	42.86	0.40 EUR	0.43%	191.27 EUR	0.49	15.67%
Salus ⁽⁶⁾	793.00 EUR	6,379 EUR	50.56 EUR	15.68	25.00 EUR	3.15%	315.46 EUR	2.51	4.68%
Sava	572.80 EUR	33,992 EUR	16.96 EUR	33.76	2.80 EUR	0.49%	214.18 EUR	2.67	5.37%
Terme Čatež	305.00 EUR	5,755 EUR	11.74 EUR	25.98	2.19 EUR	0.72%	156.18 EUR	1.95	1.47%
Žito	320.33 EUR	4,299 EUR	12.20 EUR	26.26	4.20 EUR	1.31%	184.78 EUR	1.73	25.01%
MARKET AVERAGE ⁽⁵⁾				0.00		0.00%		0.00	

Calculated on the basis of last audit consolidated financial statements. Average number of shares traded in last 2 years has been used for the calculations.

(1) P / E = price / earnings per share, P / B = price / book value

(2) Yearly turnover / average market capitalisation on 30 Nov 2006, 31 May 2007 and 30 Nov 2007.

(3) Not applicable.

(4) By Aerodrom and Luka Koper P / E is calculated on all shares.

(5) Market average is obtained from last audited consolidated annual reports.

Average P/E = total market capitalisation of common shares listed on prime market or official market 30 Nov 2007 / total net profit of companies listed on prime market or official market (in 2006), adjusted with share of listed securities.

Average div. yield = total dividends, paid by the companies listed on prime market or official market in year 2007, adjusted with share of listed securities / total market capitalisation of common shares on prime market or official market (30 Nov 2007).

Average price / book value = total market capitalisation of common shares listed on prime market or official market (30 Nov 2007) / total equity of companies listed on prime market or official market (31 Dec 2006), adjusted with share of listed securities.

(6) Calculated on the basis of audit consolidated financial statements based on Slovene accounting standards.

(7) Figures adjusted due to stock split (1:10).

E2) RECORD VALUES

RECORD DAILY TURNOVER IN YEAR 2007

3rd Jul 2007

	Turnover (in EUR)	Number of bargains	Volume in pieces
Order book trades	13,674,007	1,287	238,212
Cross trades	7,303,475	90	17,058
Total	20,977,482	1,377	255,270

MAX AND MIN VALUE OF TURNOVER AND INDICES

	In 2007		1989-2006	
Monthly turnover - block trades excluded (in 000 EUR)	250,231.98	July	117,848.17	October 2006
Daily turnover - block trades excluded (in 000 EUR)	20,977.48	3 Jul 2007	20,151.71	7 Apr 2006
Number of bargains per day - block trades excluded	1,789.00	11 Jul 2007	6,391.00	27 Dec 2002
Value of block trade (in 000 EUR)	72,673.04	11 Sep 2007	75,012.95	23 Nov 2005
Max value of SBI 20 index	12,242.01	31 Aug 2007	6,464.80	18 Dec 2006
Min value of SBI 20 index	6,551.52	3 Jan 2007	891.93	10 Sep 1996
Max value of SBI TOP index	2,674.69	31 Aug 2007	1,506.88	18 Dec 2006
Min value of SBI TOP index	1,501.26	3 Jan 2007	534.14	8 Jul 2003
Max value of PIX index	7,207.18	9 Aug 2007	5,099.52	22 Dec 2006
Min value of PIX index	5,054.97	3 Jan 2007	965.15	29 Apr 1999
Max value of BIO index	119.95	9 Jan 2007	123.41	7 Oct 2005
Min value of BIO index	117.00	14 Jun 2007	100.46	5 Jul 1995
Other				
Market capitalisation of shares in EURm	19,806.20	31 Aug 2007	11,513,080	31 Dec 2006
Share in turnover of foreign investors	6.17%	31 Aug 2007	19.68%	31 Dec 2002

E3) NEW LISTED AND DELISTED SECURITIES AND CHANGES IN YEAR 2007

NEW LISTED SECURITIES

OFFICIAL MARKET

BONDS

Issuer	Trading code	Nomin. value of issue	Issue	Listing date	First trading day
NOVA LJUBLJANSKA BANKA	NLB22	29,894,000 EUR	22 nd issue	8 Jan 2007	11 Jan 2007
ABANKA VIPA	AB13	5,097,000 EUR	13 th issue	15 Feb 2007	23 Feb 2007
PROBANKA	PRB8	9,200,000 EUR	8 th issue	2 Mar 2007	7 Mar 2007
FACTOR BANKA	FB14	12,160,000 EUR	14 th issue	13 Mar 2007	16 Mar 2007
FACTOR BANKA	FB15	9,000,000 EUR	15 th issue	25 Apr 2007	4 May 2007
BANKA CELJE	BCE10	37,000,000 EUR	10 th issue	3 Sep 2007	12 Sep 2007
FACTOR BANKA	FB17	25,000,000 EUR	17 th issue	13 Sep 2007	2 Oct 2007
KB1909	KBG1	10,000,000 EUR	1 st issue	4 Oct 2007	10 Oct 2007
NOVA LJUBLJANSKA BANKA	NLB23	54,200,000 EUR	23 rd issue	23 Nov 2007	28 Nov 2007

SEMI-OFFICIAL MARKET

SHARES

Issuer	Trading code	Type of share	Listing date	First trading day
FINIRA	FIRR	common	24 Oct 2007	26 Oct 2007

DELISTED SECURITIES

OFFICIAL MARKET

SHARES

Issuer	Trading code	Type of share	Delisting date
DELO	DELR	common	2 Aug 2007
DROGA KOLINSKA	DRKR	common	2 Aug 2007
EMONA OBALA	EOKG	common	10 Oct 2007

SEMI-OFFICIAL MARKET

SHARES

Issuer	Trading code	Type of share	Delisting date
LESNINA EMMI	LSBG	common	10 Jan 2007
GOZDNO GOSPODARSTVO BLEDE	GGRB	common	10 Jan 2007
RTC KRVAVEC	RKRG	common	4 Jun 2007
SIJAJ HRASTNIK	SIHG	common	18 Jun 2007
GEA COLLEGE	GEAL	common	24 Jun 2007
JATA EMONA	JAMR	common	9 Jul 2007
MITOL	MISG	common	10 Jul 2007
LIP BLEDE	LLBG	common	9 Oct 2007
BELINKA	BELG	common	6 Nov 2007
VIZIJA HOLDING	VIHR	common	14 Nov 2007
VIZIJA HOLDING ENA	VZPG	common	14 Nov 2007
FOND INVEST	MHLG	common	26 Nov 2007

EXTENDED LISTING OF SECURITIES

OFFICIAL MARKET

SHARES

Issuer	Trading code	Type of share	Number of shares before extension	Number of shares after extension	Extension date
PIVOVARNA LAŠKO	PILR	common	8,578,085	8,578,391	23 Jan 2007
KOMPAS MTS	MTSG	common	594,508	954,601	1 Aug 2007
KRKA	KRKG	common	3,542,612	35,426,120	1 Sep 2007 - 1:10 split

BONDS

Issuer	Trading code	Issue	Number of bonds before extension	Number of bonds after extension	Extension date
REPUBLIKA SLOVENIJA	RS59	59 th issue	18,400,000	25,553,128	20 Feb 2007

SEMI-OFFICIAL MARKET

SHARES

Issuer	Trading code	Type of share	Number of shares before extension	Number of shares after extension	Extension date
DZS	DZS	common	1,437,618	1,494,233	4 Jun 2007
ZDRAVILIŠČE ROGAŠKA	RGP	preferred	27,988	28,102	20 Jun 2007
ZDRAVILIŠČE ROGAŠKA	RGS	common	900,462	901,581	20 Jun 2007
MIP	MIPG	common	1,478,742	1,978,742	23 Oct 2007
FOND INVEST	MHLG	common	595,241	1,195,241	6 Nov 2007
ALPETOUR - POTOVALNA AGENCIJA	APAG	common	374,340	385,831	20 Nov 2007
HELIOS	HDOG	common	219,861	278,446	20 Nov 2007
M1	MR1R	common	2,681,638	3,932,515	22 Nov 2007

REDUCED LISTING OF SECURITIES

BONDS

Issuer	Trading code	Issue	Number of bonds before reduction	Number of bonds after reduction	Reduction date
REPUBLIKA SLOVENIJA	RS38	38 th issue	1,000,000	820,216	20 Apr 2007
REPUBLIKA SLOVENIJA	RS49	47 th issue	78,392	77,979	20 Apr 2007
REPUBLIKA SLOVENIJA	RS53	53 th issue	1,000,000	821,939	20 Apr 2007
REPUBLIKA SLOVENIJA	RS57	57 th issue	9,000,000	6,629,324	20 Apr 2007
REPUBLIKA SLOVENIJA	RS62	62 th issue	11,800,000	11,704,850	20 Apr 2007
REPUBLIKA SLOVENIJA	RS50	50 th issue	612,818	571,596	31 May 2007
REPUBLIKA SLOVENIJA	RS52	52 th issue	4,000,000	3,506,357	31 May 2007
REPUBLIKA SLOVENIJA	RS56	56 th issue	5,000,000	4,841,198	31 May 2007
REPUBLIKA SLOVENIJA	RS58	53 th issue	9,933,000	9,535,700	31 May 2007
REPUBLIKA SLOVENIJA	RS60	57 th issue	13,000,000	9,421,021	31 May 2007
REPUBLIKA SLOVENIJA	RS61	62 th issue	12,999,999	7,880,699	31 May 2007
REPUBLIKA SLOVENIJA	RS58	58 th issue	9,535,700	8,612,290	13 Jul 2007
REPUBLIKA SLOVENIJA	RS60	60 th issue	9,421,021	8,833,535	13 Jul 2007
REPUBLIKA SLOVENIJA	RS62	62 th issue	11,704,850	9,358,736	13 Jul 2007

EXPIRED BONDS

Issuer	Trading code	Issue	Market	Last trading day
REPUBLIKA SLOVENIJA	RS31	31 st issue	official market	8 Jan 2007
REPUBLIKA SLOVENIJA	RS55	55 th issue	official market	4 Feb 2007
BANKA CELJE	BCE5	5 th issue	official market	8 Mar 2007
DBS	SZB4	4 th issue	semi-official market	27 Mar 2007
ABANKA VIPA	AB04	4 th issue	official market	28 May 2007
POŠTNA BANKA SLOVENIJE	PBS2	2 nd issue	official market	14 Jun 2007
NOVA KBM	KBM6	6 th issue	official market	15 Jun 2007
NOVA LJUBLJANSKA BANKA	NLB8	8 th issue	official market	19 Jun 2007
BANKA VIPA	VIP4E	4 th issue	official market	26 Jul 2007
PROBANKA	PRB4	4 th issue	official market	24 Sep 2007
FACTOR BANKA	FB10	10 th issue	semi-official market	1 Oct 2007
NOVA LJUBLJANSKA BANKA	NLB10	10 th issue	official market	12 Nov 2007

CHANGES IN NOMINAL VALUE

ISSUER	Past nominal value	Present nominal value	Number of shares traded	New trading code	Market	Change date
JATA EMONA	1,000 SIT	no par value	3,197,534	JAMR (no change)	semi-official market	8.1.2006
KRONA SENIOR ID	1,000 SIT	no par value	7,316,086	SNOG (no change)	semi-official market	4.1.2007
GORENJSKI TISK	1,000 SIT	no par value	963,349	GTKG (no change)	semi-official market	4.1.2007
MODRA LINIJA HOLDING	1,000 SIT	no par value	2,192,411	MLHR (no change)	semi-official market	4.1.2007
JADRAN	1,000 SIT	no par value	165,302	JASG (no change)	semi-official market	4.1.2007
INLES	2,000 SIT	no par value	712,410	IHPG (no change)	semi-official market	11.1.2007
CINKARNA CELJE	6,000 SIT	no par value	814,626	CICG (no change)	semi-official market	12.1.2007
BELINKA	1,000 SIT	no par value	2,552,270	BELG (no change)	semi-official market	19.1.2007
NFD HOLDING	1,000 SIT	no par value	33,159,997	NF2R (no change)	semi-official market	19.1.2007
GORENJE	1,000 SIT	no par value	12,200,000	GRVG (no change)	official market	26.1.2007
GEA	1,000 SIT	no par value	1,254,960	GSBG (no change)	semi-official market	26.1.2007
EMONA OBALA	1,000 SIT	no par value	1,741,456	EOKG (no change)	official market	2 Feb 2007
MAKSIMA, DELNIŠKA ID	1,000 SIT	no par value	7,811,823	MAIR (no change)	semi-official market	2 Feb 2007
MERCATA	1,000 SIT	no par value	2,891,874	MROR (no change)	semi-official market	2 Feb 2007
PLAMA-PUR	1,000 SIT	no par value	686,798	POPG (no change)	semi-official market	5 Feb 2007
DZS	1,000 SIT	no par value	1,437,618	DZS (no change)	semi-official market	7 Feb 2007
MERKUR	10,000 SIT	no par value	1,312,585	MER (no change)	official market	9 Feb 2007
ZVON ENA ID	1,000 SIT	no par value	2,277,577	ZVIR (no change)	semi-official market	15 Feb 2007
AKTIVA NALOŽBE	1,000 SIT	no par value	13,591,508	ATPG (no change)	semi-official market	22 Feb 2007
NFD 1 DELNIŠKI INVESTICIJSKI SKLAD	100 SIT	no par value	160,580,300	NFIN (no change)	semi-official market	27 Feb 2007
ISKRA AVTOELEKTRIKA	2,000 SIT	no par value	1,608,313	IALG (no change)	official market	5 Mar 2007
GRAND HOTEL UNION	1,000 SIT	no par value	1,814,613	GHUG (no change)	semi-official market	22 Mar 2007
VIZIJA HOLDING	1,000 SIT	no par value	277,503	VIHR (no change)	semi-official market	17 Apr 2007
VIZIJA HOLDING ENA	1,000 SIT	no par value	2,129,725	VZPG (no change)	semi-official market	18 Apr 2007
NIKA	1,000 SIT	no par value	189,876	NIKN (no change)	official market	20 Jun 2007
MELAMIN	1,000 SIT	no par value	349,913	MKOG (no change)	semi-official market	3 Jul 2007
TRIGLAV NALOŽBE	1,000 SIT	no par value	13,182,366	TRSG (no change)	semi-official market	26 Jul 2007
LIP BLEJ	1,000 SIT	no par value	1,942,454	LLBG (no change)	semi-official market	30 Jul 2007
LUKA KOPER	1,000 SIT	no par value	7,140,000	LKPG (no change)	official market	3 Aug 2007
KRKA	4,000 SIT	no par value	35,426,120	KRKG (no change)	official market	3 Sep 2007
LESNINA	38,000 SIT	no par value	76,495	MILG (no change)	semi-official market	4 Sep 2007
VIPA HOLDING	1,000 SIT	no par value	7,347,565	VHDR (no change)	semi-official market	12 Sep 2007
JUTEKS	1,000 SIT	no par value	641,432	JTKG (no change)	semi-official market	14 Sep 2007
HELIOS	10,000 SIT	42 EUR	219,861	HDGG (no change)	semi-official market	20 Sep 2007
PRVA POKOJNINSKA DRUŽBA	10,000 SIT	42 EUR	170,000	PPDG (no change)	semi-official market	20 Sep 2007
TOVARNA SLADKORJA ORMOŽ	10,000 SIT	18 EUR	497,163	TSOG	semi-official market	16 Oct 2007
MIP	1,000 SIT	no par value	1,478,742	MIPG (no change)	semi-official market	17 Oct 2007
NIKO ŽELEZNIKI	10,000 SIT	no par value	35,875	NKPG (no change)	semi-official market	5 Nov 2007
GORIŠKE OPEKARNE	1,000 SIT	no par value	523,634	GORG (no change)	semi-official market	9 Nov 2007
JAVOR PIVKA	1,000 SIT	no par value	1,194,700	JPIG (no change)	semi-official market	23 Nov 2007

F) LIST OF SECURITIES

F1) OFFICIAL MARKET (1)

CORPORATE BONDS

	Issuer	Trading code	First trading day	Nominal value of issue traded	Coupon interest rate	Maturity	Sector
1	ABANKA VIPA	AB06	25 Nov 2002	13,500,000 EUR	5.9% p.a.	2002-2009	banking
2	ABANKA VIPA	AB07	30 Oct 2003	17,300,000 EUR	5.3% p.a.	2003-2010	banking
3	ABANKA VIPA	AB08	16 Oct 2006	10,000,000 EUR	4.9% p.a.	2003-2011	banking
4	ABANKA VIPA	AB09	16 Oct 2006	10,000,000 EUR	4.7% p.a.	2003-2011	banking
5	ABANKA VIPA	AB10	16 Oct 2006	21,000,000 EUR	4.6% p.a.	2004-2011	banking
6	ABANKA VIPA	AB11	30 Jun 2006	20,865,000 EUR	4.0% p.a.	2005-2010	banking
7	ABANKA VIPA	AB12	30 Jun 2006	20,865,000 EUR	3.8% p.a.	2005-2010	banking
8	ABANKA VIPA	AB13	23 Feb 2007	5,097,000 EUR	6m EURIBOR + 50 b.p.	2006-2008	banking
9	ABANKA VIPA	VIP5	24 Dec 1998	2,000,000 EUR	6% p.a.	1998-2008	banking
10	ABANKA VIPA	VIP6	6 Mar 2000	2,000,000 EUR	5.5% p.a.	1999-2009	banking
11	ABANKA VIPA	VIP7	19 July 2001	2,000,000 EUR	6.2% p.a.	2001-2010	banking
12	BANKA CELJE	BCE9	16 Oct 2006	20,864,500 EUR	3.8% p.a.	2005-2010	banking
13	BANKA CELJE	BCE6A	30 Sept 2002	10,000,000 EUR	5.6% p.a.	2002-2008	banking
14	BANKA CELJE	BCE7	17 Nov 2003	10,000,000 EUR	5.15% p.a.	2003-2010	banking
15	BANKA CELJE	BCE8	26 Oct 2004	12,500,000 EUR	4.9% p.a.	2004-2011	banking
16	BANKA CELJE	BCE10	12 Sep 2007	37,000,000 EUR	5.0% p.a.	2007-2017	banking
17	BLAGOVNO TRGOVINSKI CENTER	BTC1E	24 Feb 1997	17,384,200 EUR	10.5% p.a.	1996-2008	retail, wholesale and real estate trade
18	FACTOR BANKA	FB14	7 Mar 2007	12,160,000 EUR	4.0% p.a.	2006-2012	banking
19	FACTOR BANKA	FB15	4 May 2007	9,000,000 EUR	6m EURIBOR + 1.05% p.a.	2006-2012	banking
20	FACTOR BANKA	FB17	2 Oct 2007	25,000,000 EUR	6m EURIBOR + 60 b.p.	2007-2011	banking
21	HOTELI BERNARDIN	HTB1E	28 June 1999	10,225,800 EUR	8.5% p.a.	1999-2009	hotel and restaurant activities
22	NOVA KBM	KBM5	26 Oct 2004	25,037,400 EUR	5.3% p.a.	2004-2009	banking
23	NOVA KBM	KBM7	30 Jun 2005	29,210,300 EUR	4.1% p.a.	2004-2011	banking
24	NOVA KBM	KBM8	30 Jun 2005	29,210,300 EUR	3.9% p.a.	2005-2010	banking
25	NOVA LJUBLJANSKA BANKA	NLB11	18 Jun 2003	26,326,000 EUR	5.1% p.a.	2002-2009	banking
26	NOVA LJUBLJANSKA BANKA	NLB12	14 Nov 2003	33,383,200 EUR	2.65% + TOM	2003-2008	banking
27	NOVA LJUBLJANSKA BANKA	NLB13	14 Nov 2003	48,962,722 EUR	7% p.a.	2003-2013	banking
28	NOVA LJUBLJANSKA BANKA	NLB14	16 Oct 2006	17,000,000 EUR	5% p.a.	2003-2008	banking
29	NOVA LJUBLJANSKA BANKA	NLB15	16 Oct 2006	54,717,569 EUR	4.8% p.a.	2004-2012	banking
30	NOVA LJUBLJANSKA BANKA	NLB16	30 Jun 2005	32,363,761 EUR	4.0% p.a.	2004-2009	banking
31	NOVA LJUBLJANSKA BANKA	NLB17	30 Jun 2005	42,435,889 EUR	3.85% p.a.	2005-2011	banking
32	NOVA LJUBLJANSKA BANKA	NLB18	29 Dec 2005	62,593,500 EUR	4.15% p.a.	2005-2015	banking
33	NOVA LJUBLJANSKA BANKA	NLB19	29 Dec 2005	41,729,000 EUR	4.0% p.a.	2005-2016	banking
34	NOVA LJUBLJANSKA BANKA	NLB20	25 Aug 2006	23,827,259 EUR	3.75% p.a. first 3 years, then 6m EURIBOR + 30 b.p.	2006-2013	banking
35	NOVA LJUBLJANSKA BANKA	NLB21	27 Dec 2006	29,001,655 EUR	4.0% p.a.	2006-2009	banking
36	NOVA LJUBLJANSKA BANKA	NLB22	11 Jan 2007	29,894,000 EUR	6m EURIBOR + 25 b.p.	2006-2011	banking
37	NOVA LJUBLJANSKA BANKA	NLB23	28 Nov 2007	54,200,000 EUR	3m EURIBOR + 20 b.p.	2007-2012	banking
38	POSLOVNI SISTEM MERCATOR	MEO1	16 Oct 2006	36,540,000 EUR	4.8% p.a.	2004-2011	commerce industry, agriculture
39	POŠTNA BANKA SLOVENIJE	PBS5	16 Oct 2006	10,000,000 EUR	4.8% p.a.	2004-2008	banking
40	POŠTNA BANKA SLOVENIJE	PBS6	16 Oct 2006	4,172,900 EUR	4.4% p.a.	2004-2012	banking
41	POŠTNA BANKA SLOVENIJE	PBS7	16 Oct 2006	16,691,600 EUR	4.7% p.a.	2004-2011	banking
42	PROBANKA, MARIBOR	PRB6	16 Oct 2006	6,500,000 EUR	5.7% p.a.	2002-2008	banking
43	PROBANKA, MARIBOR	PRB7	16 Oct 2006	12,000,000 EUR	5.2% p.a.	2004-2010	banking
44	PROBANKA, MARIBOR	PRB8	16 Mar 2007	9,200,000 EUR	3.9% p.a.	2006-2012	banking
45	STANOVANJSKI SKLAD RS	SSR1E	4 Jul 1996	3,628,440 EUR	6% p.a.	1995-2010	national mortgage agency
46	STANOVANJSKI SKLAD RS	SSR2	30 Jun 1998	8,345,800 EUR	7.2% p.a. + TOM	1998-2008	national mortgage agency
47	STANOVANJSKI SKLAD RS	SSR3	16 Oct 2006	8,345,800 EUR	TOM + 6.10% p.a.	2001-2011	national mortgage agency

MUNICIPAL and GOVERNMENT BONDS

	Issuer	Trading code	First trading day	Nominal value of issue traded	Coupon interest rate	Maturity	Sector
1	REPUBLIC OF SLOVENIA	RS18	15 May 2000	50,000,000 EUR	6% p.a.	2000-2010	government bond
2	REPUBLIC OF SLOVENIA	RS21	18 Nov 2002	46,845,764 EUR	1% p.a. + TOM	2001-2015	government bond
3	REPUBLIC OF SLOVENIA	RS23	20 Feb 2001	40,000,000 EUR	6% p.a.	2001-2011	government bond
4	REPUBLIC OF SLOVENIA	RS26	14 June 2001	50,000,000 EUR	5.375% p.a.	2001-2011	government bond
5	REPUBLIC OF SLOVENIA	RS29	25 Jan 2002	55,000,000 EUR	5.375% p.a.	2002-2012	government bond
6	REPUBLIC OF SLOVENIA	RS32	25 Jan 2002	23,865,500 EUR	5.375% p.a.	2002-2012	government bond
7	REPUBLIC OF SLOVENIA	RS33	9 Apr 2002	127,166,004 EUR	8% p.a.	2002-2022	government bond
8	REPUBLIC OF SLOVENIA	RS38	30 Apr 2002	82,021,600 EUR	5.63% p.a.	2002-2017	government bond
9	REPUBLIC OF SLOVENIA	RS39	18 Nov 2002	107,924,362 EUR	1% p.a. + TOM	2002-2008	government bond
10	REPUBLIC OF SLOVENIA	RS44	29 Nov 2002	12,372,653 EUR	6.65% p.a.	2002-2012	government bond
11	REPUBLIC OF SLOVENIA	RS48	10 Dec 2002	60,000,000 EUR	4.75% p.a.	2002-2012	government bond
12	REPUBLIC OF SLOVENIA	RS49	22 Jan 2003	29,632,020 EUR	4.75% p.a.	2003-2022	government bond
13	REPUBLIC OF SLOVENIA	RS50	11 Mar 2003	57,159,600 EUR	4.50% p.a.	2003-2013	government bond
14	REPUBLIC OF SLOVENIA	RS52	17 Apr 2003	146,320,278 EUR	6.25% p.a.	2003-2008	government bond
15	REPUBLIC OF SLOVENIA	RS53	17 Apr 2003	82,193,900 EUR	4.875% p.a.	2003-2018	government bond
16	REPUBLIC OF SLOVENIA	RS54	29 Oct 2003	125,190,000 EUR	5.75% p.a.	2003-2013	government bond
17	REPUBLIC OF SLOVENIA	RS56	24 Feb 2004	202,023,193 EUR	4.875% p.a.	2004-2009	government bond
18	REPUBLIC OF SLOVENIA	RS57	29 Mar 2004	276,641,691 EUR	4.875% p.a.	2004-2014	government bond
19	REPUBLIC OF SLOVENIA	RS58	2 Feb 2005	359,390,862 EUR	3.25% p.a.	2005-2008	government bond
20	REPUBLIC OF SLOVENIA	RS59	2 Feb 2005	1,066,332,031 EUR	4% p.a.	2005-2016	government bond
21	REPUBLIC OF SLOVENIA	RS60	14 Apr 2005	368,623,416 EUR	3.5% p.a.	2005-2010	government bond
22	REPUBLIC OF SLOVENIA	RS61	24 Jan 2006	328,861,569 EUR	3.25% p.a.	2006-2011	government bond
23	REPUBLIC OF SLOVENIA	RS62	24 Jan 2006	390,540,053 EUR	3.5% p.a.	2005-2017	government bond

TOM (abbreviation for: "temeljna obrestna mera" - base interest rate) - indexation factor, calculated as twelve month average of monthly consumer price index

F1) OFFICIAL MARKET (2)

COMMON SHARES

PRIME MARKET SHARES

	Issuer	Trading code	First trading day	Nominal value of issue listed	Number of shares traded	Isin code	Sector
			10 Nov 2000 (2) June 1998 free market)				
1	GORENJE, VELENJE	GRVG		no par value	12,200,000	SI 003110407 6	household appliances
2	INTEREUROPA, KOPER	IEKG	12 Jan 1998	no par value	7,902,413	SI 003110009 0	retail trade
3	LUKA KOPER	LKPG	20 Nov 1996	no par value	7,140,000	SI 003110134 6	transport
4	KRKA TOVARNA ZDRAVIL, NOVO MESTO	KRKG	4 Nov 1997	no par value	35,426,120	SI 003110212 0	pharmaceutical & chemical industry
5	MERCATOR, LJUBLJANA	MELR	22 Dec 1997	157,125,730 EUR	3,765,361	SI 003110008 2	commerce industry, agriculture
6	MERKUR, NAKLO	MER	30 Nov 1998	no par value	1,312,585	SI 003110463 9	wholesale and retail trade
7	PETROL, LJUBLJANA	PETG	5 May 1997	52,235,879 EUR	2,086,301	SI 003110215 3	crude-oil and gas trade
8	TELEKOM SLOVENIJE	TLSG	2 Oct 2006	no par value	6,535,478	SI 0031104290	telecommunication

SHARES

	Issuer	Trading code	First trading day	Nominal value of issue listed	Number of shares traded	Isin code	Sector
1	AERODROM, LJUBLJANA	AELG	8 Oct 1997	no par value	1,936,229	SI 003110327 6	airport services
2	AUTOCOMMERCE, LJUBLJANA	ACLG	24 Jan 2006	12,046,724 EUR	2,886,877	SI 003110152 8	distributors
3	COMET, ZREČE	CHZG	2 Nov 1998	no par value	1,700,688	SI 003110440 7	grinding wheels and other non-metals production
4	DELO PRODAJA	DPRG	12 Feb 2001	no par value	593,549	SI 003110707 9	trade
5	ETOL, CELJE	ETOG	21 Feb 1997	no par value	254,619	SI 003110133 8	essential oils and fragrances production
6	GEODETSKI ZAVOD SLOVENIJE	GZRG	8 Jan 2001	1,584,961 EUR	379,820	SI 003111033 9	surveying and cartography
7	ISKRA AVTOELEKTRIKA	IALG	16 Oct 2006	13,422,742 EUR	1,608,313	SI 003110704 6	production of electrical equipment for machinery and vehicles
8	ISTRABENZ, KOPER	ITBG	16 June 1997	no par value	5,180,000	SI 003110207 0	holding companies management
9	KOMPAS MTS	MTSG	8 Dec 2000	no par value	594,601	SI 003110370 6	catering service, border-crossing and tourist services
10	MLINOTEST, AJDOVŠČINA	MAJG	3 Apr 2000	no par value	2,389,177	SI 003110820 0	food processing industry
11	NIKA, BREŽICE	NIKN	23 June 1992	no par value	189,876	SI 003110079 3	financial consultancy and services
12	PIVOVARNA LAŠKO	PILR	1 Feb 2000	no par value	8,578,391	SI 003110741 8	brewery
13	SALUS, LJUBLJANA	SALR	16 Jan 1992	563,262 EUR	134,980	SI 003110568 5	full-line pharmaceutical wholesale
14	SAVA, KRANJ	SAVA	6 Jan 2000	83,750,083 EUR	2,006,987	SI 003110845 7	chemicals
15	TERME ČATEŽ	TCRG	26 Aug 1993	14,970,356 EUR	597,916	SI 003110063 7	health resort
16	ŽITO, LJUBLJANA	ZTOG	20 Mar 2000	no par value	355,792	SI 003110844 0	flour, bread, pasta and sweets production

PREFERRED SHARES

	Issuer	Trading code	First trading day	Nominal value of issue listed	Number of shares traded	Isin code	Sector
1	PROBANKA, MARIBOR	PRBP	30 Mar 1993	no par value	396,235	SI 002120040 5	banking

OPEN-END FUNDS

	Open-end fund	Trading code	First trading day	Value of first trade	Number of coupons on first trading day	Isin code	Type
1	MP-BALKAN.SI	MPBL	24 Nov 2006	62.36	82,689	SI 002140002 1	mutual fund
2	MP-EUROSTOCK.SI	MPEU	16 Jun 2006	5.47	728,413	SI 002140001 3	mutual fund / ETF
3	Probanka globalni naložbeni sklad	PBGS	24 Nov 2006	0.710	142,885,835	SI 002140003 9	mutual fund

F2) SEMI-OFFICIAL MARKET (1)

CORPORATE BONDS

	Issuer	Trading code	First trading day	Nominal value of issue traded	Interest rate	Maturity	Sector
1	BANKA ZASAVJE	BZ03	27 Jul 2004	5,000,000 EUR	4.5% p.a.	2004-2011	banking
2	CIMOS	CIM1	21 Jul 2005	20,000,000 EUR	5.75% p.a.	2004-2011	automobile industry
3	DARS	DRS1	30 Dec 2004	56,042,047 EUR	5.1% p.a.	2004-2024	performing financial engineering, preparatory, organization and policy making of building, maintenance of road network and management of super highways in Republic of Slovenia
4	DARS	DRS2	8 Nov 2005	61,758,920 EUR	4.5% p.a.	2005-2025	performing financial engineering, preparatory, organization and policy making of building, maintenance of road network and management of super highways in Republic of Slovenia
5	DARS	DRS3	3 Feb 2006	42,563,580 EUR	4.0% p.a.	2005-2020	performing financial engineering, preparatory, organization and policy making of building, maintenance of road network and management of super highways in Republic of Slovenia
6	DEOS	DEO1	28 Sep 2005	5,825,900 EUR	6% p.a.	2004-2014	the construction and maintenance of safe homes
7	FMR	FMR1	5 May 2005	5,000,000 EUR	4.6% p.a.	2004-2009	holding companies management
8	FACTOR BANKA	FB06	23 May 2005	4,196,510 EUR	2% + 6month EURIBOR	2002-2009	banking
9	FACTOR BANKA	FB08	10 May 2005	6,300,000 EUR	4.8% p.a.	2003-2008	banking
10	FACTOR BANKA	FB09	10 May 2005	5,927,000 EUR	4.8% p.a.	2004-2014	banking
11	FACTOR BANKA	FB11	25 Oct 2005	13,000,000 EUR	1.5% + 6 month EURIBOR	2005-2020	banking
12	FACTOR BANKA	FB12	7 Mar 2006	10,425,000 EUR	3.75% p.a.	2005-2010	banking
13	FACTOR BANKA	FB13	26 Jun 2006	7,330,443 EUR	2.00% p.a.	2005-2008	banking
14	KB1909	KBG1	10 Oct 2007	10,000,000 EUR	6m EURIBOR + 125 b.p.	2006-2011	financial services and holding companies management
15	KD HOLDING	KDH1	16 Dec 2005	40,000,000 EUR	5.45% p.a.	2005-2015	holding companies management
16	KD HOLDING	KDH2	7 Apr 2006	40,000,000 EUR	4.85% p.a.	205-2015	holding companies management
17	POTEZA NALOŽBE	PN01	29 Sep 2004	10,000,000 EUR	5.25% p.a.	2003-2011	enterprise and business counseling
18	SIP, STROJNA INDUSTRIJA	SIPBE	19 June 2000	1,763,985 EUR	6% p.a.	1999-2009	manufacturing farm equipment

INSURANCE

	Issuer	Trading code	First trading day	Nominal value of issue traded	Coupon interest rate	Maturity	Sector
1	ZAVAROVALNICA TRIGLAV	ZT01	2 Jun 2004	30,000,000 EUR	5.125% p.a.	2003-2013	insurance

MUNICIPAL and GOVERNMENT BONDS

	Issuer	Trading code	First trading day	Nominal value of issue traded	Coupon interest rate	Maturity	Sector
1	SLOVENSKA ODŠKODNINSKA DRUŽBA	SOS2E	7 Apr 1997	718,667,072 EUR	6% p.a.	1996-2016	meeting commitments deriving from denationalisation process

TOM (abbreviation for: "temeljna obrestna mera" - base interest rate) - indexation factor calculated as twelve month average of monthly consumer price index

F2) SEMI-OFFICIAL MARKET (2)

COMMON SHARES

	Issuer	Trading code	First trading day	Nominal value of issue traded	Number of shares traded	Isin code	Sector
1	AKTIVA NALOŽBE, LJUBLJANA	ATPG	27 Feb 2004	no par value	13,591,508	SI 002111216 2	holding companies management
2	ALPETOUR POTOVALNA AGENCIJA	APAG	2 Aug 2000	no par value	385,831	SI 003110989 3	passengers transport
3	ALPOS	APOG	10 Apr 2006	6,047,112 EUR	144,913	SI 003111342 4	production of metal goods and equipment
4	CENTER NALOŽBE	IFHR	22 Jul 2004	no par value	3,777,004	SI 002111308 7	holding companies management
5	CETIS, CELJE	CETG	10 Mar 1997	no par value	200,000	SI 003110084 3	paper industry and graphics
6	CINKARNA, CELJE	CICG	6 Mar 1998	no par value	814,626	SI 003110380 5	metallurgic and chemical industry
7	DZS, LJUBLJANA	DZS	12 May 1999	no par value	1,494,233	SI 003110527 1	publishing and trading
8	ELMO, LJUBLJANA	IELG	22 Feb 2001	no par value	708,000	SI 003111026 3	electrical installations
9	ETRA 33	ETRG	7 Nov 2002	no par value	45,423	SI 003110712 9	production of electromotors, generators and transformers
10	FINIRA	FIRR	26 Oct 2007	no par value	2,470,000	SI 002111138 8	holding companies management
11	GEA TOVARNA OLJA	GSBG	30 June 1996	no par value	1,254,960	SI 003110129 6	oil - producing industry
12	GORENJSKI TISK, KRANJ	GTKG	19 Sep 1996	no par value	963,349	SI 003110119 7	graphics services
13	GORIŠKE OPEKARNE, RENČE	GORG	8 Mar 1999	2,185,086 EUR	523,634	SI 003110499 3	production of different clay brick products
14	GRAND HOTEL UNION	GHUG	5 Jan 2000	7,572,246 EUR	1,814,613	SI 003110865 5	hotel industry
15	HELIOS, DOMŽALE	HDOG	19 Sep 1996	no par value	278,446	SI 003110114 8	intermediary on fuel, mine sector
16	HIDROTEHNIK, LJUBLJANA	VHLG	5 July 1999	no par value	384,472	SI 003110551 1	building industry and protection against flood damage
17	HRAM HOLDING	ST1R	27 Jan 2004	no par value	4,346,667	SI 002111210 5	holding companies management
18	INFOND HOLDING	IFFR	23 Sept 2002	no par value	16,833,414	SI 002111076 0	holding companies management
19	INLES, RIBNICA	IHPG	8 Oct 1999	no par value	712,410	SI 003110745 9	production of furniture
20	INTERTRADE ITA	INRG	20 Oct 1997	2,901,477 EUR	69,531	SI 003110333 4	mechanical engineering representative
21	JADRAN, SEŽANA	JASG	23 Sep 1996	no par value	165,302	SI 003110154 4	commerce industry
22	JAVOR, PIVKA	JPIG	13 Nov 2000	4,985,395 EUR	1,194,700	SI 003110910 9	production of plywood, bound and layer wood, fibre and other slabs
23	JELEN, SLOVENSKE KONJICE	JESG	29 Nov 1999	282,916 EUR	67,798	SI 003110430 8	restaurant & hotel capacities
24	JUTEKS, ŽALEC	JTKG	2 Nov 1999	no par value	641,432	SI 003110786 3	carpet production on various linings
25	KD HOLDING	KDHR	5 Feb 2001	no par value	2,675,640	SI 003111046 1	holding companies management
26	KOŠAKI TMI, MARIBOR	TKMG	11 Oct 1999	1,804,206 EUR	43,236	SI 003110424 1	secondary meat industry and production of meat products
27	KRONA HOLDING	KRHR	9 May 2002	no par value	1,287,121	SI 002111124 8	holding companies management
28	LESNINA	MILG	12 Jan 2002	no par value	76,495	SI 003111116 2	wholesale and retail of furniture

F2) SEMI-OFFICIAL MARKET (3)

COMMON SHARES

	Issuer	Trading code	First trading day	Nominal value of issue traded	Number of shares traded	Isin code	Sector
29	LIZ INŽENIRING, LJUBLJANA	LIZG	11 Mar 1999	516,800 EUR	123,846	SI 003110371 4	consulting and engineering in object construction
30	MARINA, PORTOROŽ	MAPG	19 Sep 1996	2,620,030 EUR	313,932	SI 003110058 7	nautical and hotel industry
31	MAKSIMA HOLDING	MAHR	6 May 2003	26,706,101 EUR	6,399,850	SI 0021111511 1	holding companies management
32	MAKSIMA INVEST	MKIR	26 Oct 2004	no par value	7,451,949	SI 002111319 4	holding companies management
33	MEDVEŠEK PUŠNIK, LJUBLJANA	MPLR	12 Dec 1997	no par value	80,000	SI 002110324 5	financial consulting
34	MELAMIN, KOČEVJE	MKOG	23 Sep 1996	no par value	349,913	SI 00311020 1	chemical industry
35	MERCATA	MROF	27 Jul 2004	no par value	2,891,874	SI 002111199 0	holding companies management
36	MESNA INDUSTRIJA PRIMORSKE	MIPG	19 June 2000	no par value	1,978,742	SI 003110969 5	meat processing industry; wholesale and retail trade with provisions
37	MKT PRINT	MKTG	11 Oct 1999	4,337,924 EUR	103,954	SI 003110094 2	printing, publishing, retail and wholesale
38	MODRA LINIJA HOLDING	MLHR	20 Nov 2002	no par value	2,192,411	SI 002111058 8	holding companies management
39	M1	MR1R	4 Aug 2004	no par value	3,932,515	SI 002111311 1	holding companies management
40	NAMA, LJUBLJANA	NALN	30 Apr 2004	3,980,116 EUR	953,795	SI 003110269 0	retail trade and renting of business premises
41	NFD HOLDING	NF2R	10 Dec 2003	no par value	33,159,997	SI 002111200 6	holding companies management
42	NIKO, ŽELEZNIKI	NKPG	17 Sep 1999	1,497,037 EUR	35,875	SI 003110717 8	office material, industrial paper-clips, electromagnets and other metal mechanisms production
43	PLAMA PUR	POPG	6 Dec 1999	no par value	686,798	SI 003110822 6	production and refashioning of poliuretanic (plastic) foams
44	KD GROUP	SKDR	21 Dec 2000	no par value	186,436	SI 003111016 4	holding companies management
45	SLOVENIJALE, LJUBLJANA	SLLG	8 May 1996	no par value	273,377	SI 003110040 5	commerce, engineering, representation
46	TEKSTINA, AJDOVŠČINA	TEAG	12 Feb 1997	4,704,110 EUR	1,127,293	SI 03110221 1	textile industry
47	TERME DOBRNA	ZDDG	5 July 1999	2,989,927 EUR	692,542	SI 03110539 6	medical services, tourist and hotel trade
48	TOSAMA, DOMŽALE	TODG	13 Sep 1996	12,338,090 EUR	295,670	SI 003110136 1	sanitary material production
49	TOVARNA SLADKORJA ORMOŽ	TSOG	12 Apr 1996	8,948,934 EUR	497,163	SI 003110020 7	sugar production
50	TRDNJAVNA HOLDING	TROR	31 Mar 2004	10,820,911 EUR	2,593,123	SI 002111219 6	holding companies management
51	TRDNJAVNA I HOLDING	TR1R	31 Mar 2004	3,721,207 EUR	891,750	SI 002111220 4	holding companies management
52	TRIGLAV NALOŽBE	TRSG	7 Apr 2004	no par value	13,182,366	SI 002111223 8	holding companies management
53	TUB SWATY, MARIBOR	TUBG	30 Dec 1997	no par value	288,940	SI 003110344 1	production and trade of knife grinders
54	VELANA, LJUBLJANA	VLJG	23 Dec 2002	5,882,344 EUR	1,409,645	SI 003110069 4	non-clothing textile manufacturer
55	VIPA HOLDING	VHDR	5 Nov 2003	no par value	7,347,565	SI 002111131 3	other financial intermediation
56	ZDRAVILIŠČE ROGAŠKA	RGS	11 Feb 1999	3,762,231 EUR	901,581	SI 003110489 4	health resort
57	ZLATA MONETA II finančna družba	ZM2R	13 Nov 2003	no par value	8,232,861	SI 002111198 2	other financial intermediation
58	ZVON ENA HOLDING	ZVHR	30 Oct 2003	51,876,744 EUR	12,431,743	SI 002111177 6	holding companies management
59	ZVON DVA HOLDING	ZV2R	25 Feb 2004	58,925,613 EUR	14,120,934	SI 002111215 4	holding companies management
60	ŽELEZARNA RAVNE - MONTER DRAVOGRAD	ZMDG	17 Sep 1999	no par value	336,225	SI 003110696 4	management of investment portfolios of subsidiaries

PREFERRED SHARES

	Issuer	Trading code	First trading day	Nominal value of issue traded	Number of shares traded	Isin code	Sector
1	KD HOLDING	KDHP	18 July 2001	no par value	266,413	SI 003120050 2	holding companies management
2	PRVA GROUP	PPDG	20 Jul 2005	7,140,000 EUR	170,000	SI 002120064 5	pension insurance
3	ZDRAVILIŠČE ROGAŠKA	RGP	11 Feb 1999	234,535 EUR	28,102	SI 003120028 8	health resort

CLOSE-END FUNDS

	Issuer	Trading code	First trading day	Nominal value of issue traded	Number of shares traded	Isin code	Sector
1	MAKSIMA, delniška ID	MAIR	21 May 2003	no par value	7,811,823	SI 002111152 9	investment fund
2	INFOND ID	IFIR	23 Sept 2002	no par value	8,132,314	SI 002111078 6	investment fund
3	INFOND ID 1	IFDR	2 Aug 2004	no par value	4,956,471	SI 002111307 9	investment fund
4	KD ID	KDIR	9 Feb 2001	no par value	9,181,542	SI 002111341 8	investment fund
5	KRONA SENIOR	SNOG	8 Dec 1998	no par value	7,316,086	SI 002110590 1	investment fund
6	NFD 1 DELNIŠKI INVESTICIJSKI SKLAD	NF1N	26 Oct 1998	67,008,972 EUR	160,580,300	SI 002110600 8	investment fund
7	ZVON ENA ID	ZVIR	24 Nov 2003	no par value	2,277,577	SI 002111178 4	investment fund