

MONTHLY STATISTICS
LJUBLJANA STOCK EXCHANGE
APRIL 2008
Year XIV., No. 4/08

TURNOVER

Market	Turnover (in 000 EUR)	Volume in pieces	Number of bargains
Official market	172,711	7,433,059	20,787
Prime market shares	99,772	1,115,890	15,762
Shares	17,743	341,966	4,441
Bonds	51,049	1,162,010	201
Open-end funds	4,147	4,813,193	383
Semi-official market	26,475	4,078,274	8,661
Shares	7,216	934,482	5,004
Bonds	8,783	189,186	274
Close-end funds	10,476	2,954,606	3,383
Short-term securities	0	0	0
Total via BTS	199,186	11,511,333	29,448

*special segment for trading in securities issued by Republic of Slovenia.

MARKET SIZE

Market	Market capitalisation (in EURm)	Number of securities	Number of issuers
Official market	17,517	94	34
Prime market shares	8,458	7	7
Shares	3,628	16	16
Bonds	5,315	68	11
Open-end funds	116	3	2
Semi-official market	4,531	94	86
Shares	2,629	67	65
Bonds	1,038	20	12
Close-end funds	865	7	7
Total (cap. of shares)	14,715	188	120

**MONTHLY TURNOVER BY MARKETS
IN 000 EUR - SHARES**

	Regulated market		Reported block trades	Off-market trades*
	Normal trades	Block Trades		
apr.07	129,587		50,537	141,598
may.07	131,563		111,162	292,941
jun.07	159,559		109,704	223,093
jul.07	229,414		249,501	341,272
aug.07	221,489		76,519	627,819
sep.07	155,411		110,215	377,188
oct.07	148,270	4,140	90,802	862,649
nov.07	157,104	18,638		353,871
dec.07	187,975	7,488		881,279
jan.08	176,582	3,766		248,504
feb.08	95,433	4,989		151,846
mar.08	102,237	6,416		276,497
apr.08	121,102	3,630		364,763

* appreciation of off-market transactions with listed securities based on volume of off-market transaction (block trades excluded) and

PRIME MARKET SHARES

	Turnover (in 000 EUR)	Number of bargains	Market capitalisation EURm)	(in
KRKA	59,056	8,665		3,383
TELEKOM SLOVENIJE	11,048	1,285		1,604
PETROL	10,781	1,646		1,310
GORENJE	7,686	1,462		504
LUKA KOPER	5,199	1,398		455
MERCATOR	4,518	843		953
INTEREUROPA	1,485	463		249
TOTAL	99,772	15,762		8,458

**MONTHLY TURNOVER BY MARKETS
IN 000 EUR - OTHER SECURITIES**

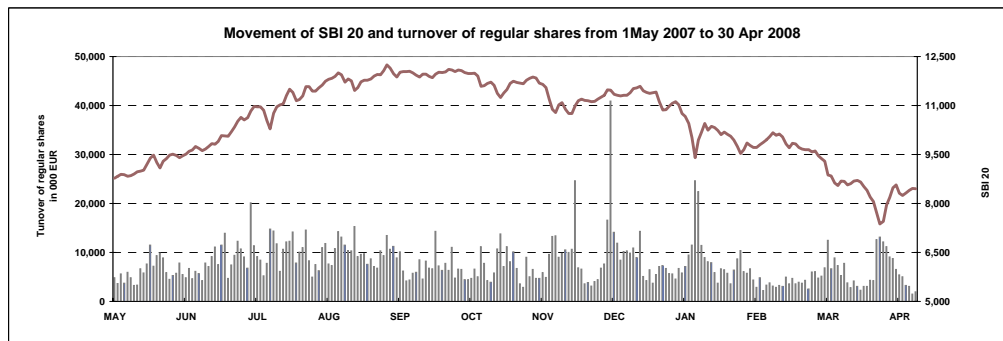
	Regulated market			Reported block trades	Off-market trades*
	Normal trades	Block trades	Market maker segment**		
apr.07	22,738		16,258	4,846	59,538
may.07	20,501		5,984	6,389	390,305
jun.07	22,942		109,354	17,428	164,833
jul.07	20,818		39,616	1,487	18,657
aug.07	17,857		3,524	2,424	24,070
sep.07	14,926		6,735	7,302	10,149
oct.07	19,290	235	34,349	5,725	103,106
nov.07	16,489	3,244	45,092		103,326
dec.07	20,982	15,833	9,653		62,260
jan.08	13,571	0			42,426
feb.08	12,522	5,971			1,278,971
mar.08	14,031	14,273			438,969
apr.08	15,690	58,765			204,176

with listed securities based on volume of off-

** special segment for trading in securities issued by Republic of Slovenia

NOMINAL RETURN

STOCK EXCHANGE INDICES	Nominal return 30 Apr 2008 / 31 Mar 2008	Nominal return 30 Apr 2008 / 31 Dec 2007	Nominal return 30 Apr 2008 / 30 Apr 2007
Slovene Stock Exchange Index (SBI20)	-2.60%	-25.67%	-3.24%
Slovene Blue-Chip Index (SBI TOP)	-2.01%	-25.95%	-1.71%
Investment Fund Index (PIX)	1.89%	-15.16%	4.38%
Bond Index (BIO)	-0.28%	0.14%	-0.13%



ISSUER

Ljubljana Stock Exchange Inc.
Slovenska 56
1000 Ljubljana

INFORMATION

E-mail:	info@ljse.si
Phone:	+386 1 47-10-211 +386 1 47-10-318
Contact persons:	Nataša Žabkar, Boštjan Šbül

STATISTICS ON WEB:

<http://www.ljse.si/cgi-bin/jve.cgi?doc=1989&sid=oW6SxKEMNaGgXs4b>



INVESTMENT POINT OF SLOVENIA

BORZA
LJUBLJANA STOCK EXCHANGE

Contact Contents SLO

WHAT'S NEW SECURITIES STATISTICAL DATA FOR ISSUERS FOR INVESTORS ABOUT THE LJSE

INDICES
May 13. 2008

LJSE indices

	Change %
SB120	0.00% ▲
SBITOP	0.00% ▲
PIX	0.00% ▲
BIO	0.00% ▲
Customized indices	Change %
MP-EUSTX	0.00% ▲

PRIME MARKET SHARES on May 12. 2008

Symbol	Value (EUR)	Change in %	Turnover (000 EUR)
BRV.G	34.97	-0.46% ▼	71.16
IEKG	31.32	-2.06% ▼	28.32
KRKG	100.47	1.66% ▲	1,784.60
LKPG	67.74	1.47% ▲	52.29
MELR	267.76	1.60% ▲	75.51
PETG	667.68	-2.48% ▼	101.49
TLSG	253.05	1.32% ▲	130.83

ABOUT THE LJSE
Market capitalisation (EURm): 22,433
Turnover (EUR): 4,416,691
No of securities: 187

QUICK LINKS
Daily price list
Data archives
List of members
List of securities
LJSE Indices
Statistical data

Search:
for web content
for securities

Security Screener

SEOnet PUBLIC announcements
Ljubljanska borza d.d. - New LJSE Rules take effect
Ljubljanska borza d.d. - PLAMA - PUR, d. d., Podgrad - ex dividend date
Ljubljanska borza d.d. - Bond coupons due for payment: AB06...
KRKA, d. d., Novo mesto - Verdict in the dispute between Janez...
Ljubljanska borza d.d. - Bond coupons due for payment: PNO1, SSR2

WHAT'S NEW
LJSE adjusts its Fee Schedules. More...
Investor conferences 2008. More...
LJSE Conference in Portoroz. More...
Receive the End-of-Day trading data to your mailbox. More...

INDICATORS
Macroeconomic indicators

SEDnet Company news on SEOnet.
SBITOP Slovene Blue Chip Index

FBK 25

INVEST IN SLOVENIA!

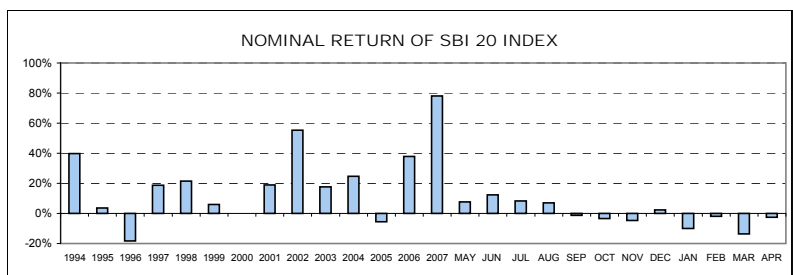
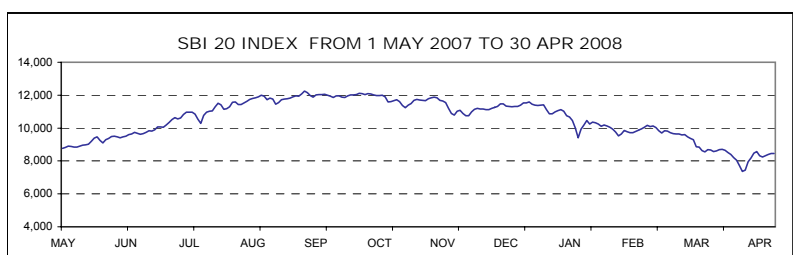
INDEX

	Page
A) STOCK EXCHANGE INDICES	1
A1) Values, yields and movements of Stock Exchange Indices	1
A2) Index compositions	3
B) NUMBER OF ISSUERS, TRADED SECURITIES AND MEMBERS	4
C) TURNOVER	5
C1) Monthly turnover by securities on official market	5
C2) Monthly turnover by securities on semi-official market	7
C3) Most traded securities	12
C4) Turnover by LJSE members	13
C5) Monthly turnover in 2007 and 2008	16
D) MARKET CAPITALISATION	19
D1) Market capitalisation of shares	20
D2) Market capitalisation of bonds	23
D3) Market capitalisation of investment funds	25
E) OTHER	26
E1) Indicators (shares on official market)	26
E2) Record values	27
E3) New listed securities and changes	28
F) LIST OF SECURITIES	29
F1) Official market	29
F2) Semi-official market	30

A) STOCK EXCHANGE INDICES

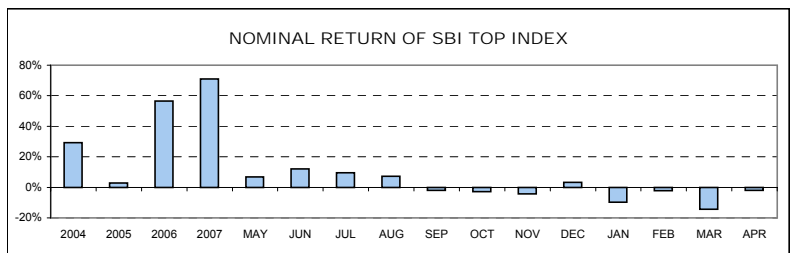
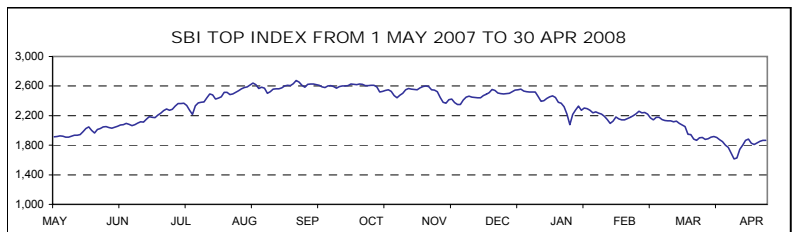
SBI 20 - SLOVENE STOCK EXCHANGE INDEX

Year	Max	Date	Min	Date	Close	Nominal return
1994	1,804.00	10 May 1994	1,015.92	6 Jan 1994	1,396.81	39.68%
1995	1,590.17	9 Nov 1995	1,016.99	13 July 1995	1,448.75	3.72%
1996	1,589.18	13 Mar 1996	891.93	10 Sept 1996	1,183.26	-18.33%
1997	1,655.36	10 Feb 1997	1,052.44	8 Jan 1997	1,404.70	18.71%
1998	2,026.47	10 Aug 1998	1,378.49	6 Jan 1998	1,705.77	21.43%
1999	1,981.87	19 Feb 1999	1,679.48	5 Jan 1999	1,806.26	5.89%
2000	1,903.66	24 Jan 2000	1,584.23	25 May 2000	1,807.94	0.09%
2001	2,159.35	19 Dec 2001	1,700.24	25 Apr 2001	2,151.59	19.01%
2002	3,547.64	8 Nov 2002	2,140.80	3 Jan 2002	3,340.20	55.24%
2003	4,034.53	5 Dec 2003	3,067.67	3 Jul 2003	3,931.64	17.71%
2004	4,935.29	15 Nov 2004	3,922.74	5 Jan 2004	4,904.48	24.74%
2005	5,131.61	1 Feb 2005	4,301.58	28 Sep 2005	4,630.10	-5.59%
2006	6,464.80	18 Dec 2006	4,427.22	29 Mar 2006	6,382.92	37.86%
2007	12,242.01	31 Aug 2007	6,551.52	3 Jan 2007	11,369.58	78.13%
Year 2008	Max	Date	Min	Date	Close	Nominal return
January	11,408.00	4 Jan 2008	9,403.36	22 Jan 2008	10,240.11	-9.93%
February	10,184.01	4 Feb 2008	9,528.17	12 Feb 2008	10,040.85	-1.95%
March	9,839.26	5 Mar 2008	8,552.05	27 Mar 2008	8,677.56	-13.58%
April	8,710.31	4 Apr 2008	7,368.49	15 Apr 2008	8,451.55	-2.60%



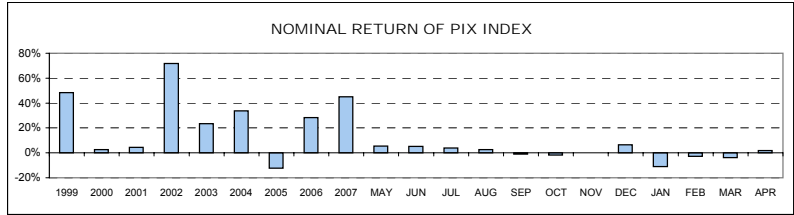
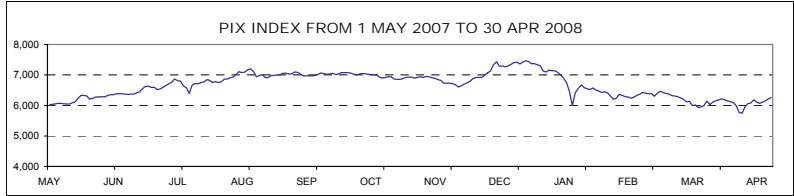
SBI TOP - SLOVENE BLUE-CHIP INDEX

Year	Max	Date	Min	Date	Close	Nominal return
2003	730.49	4 Dec 2003	534.14	8 Jul 2003	707.94	-
2004	946.60	25 Nov 2004	706.53	5 Jan 2004	915.40	29.30%
2005	960.74	8 Dec 2005	817.33	1 Jul 2005	941.02	2.80%
2006	1,506.88	18 Dec 2006	940.16	3 Jan 2006	1,473.33	56.57%
2007	2,674.69	31 Aug 2007	1,501.26	3 Jan 2007	2,518.92	70.97%
Year 2008	Max	Date	Min	Date	Close	Nominal return
January	2,520.56	4 Jan 2008	2,079.02	22 Jan 2008	2,273.91	-9.73%
February	2,258.55	26 Feb 2008	2,095.28	12 Feb 2008	2,222.37	-2.27%
March	2,178.27	6 Mar 2008	1,865.64	27 Mar 2008	1,903.59	-14.34%
April	1,917.62	4 Apr 2008	1,613.99	15 Apr 2008	1,865.35	-2.01%



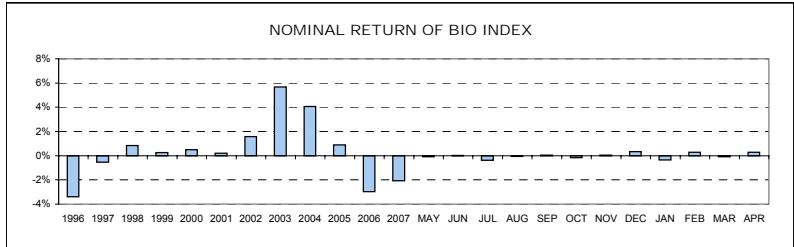
PIX - INVESTMENT FUNDS INDEX

Year	Max	Date	Min	Date	Close	Nominal return
1999	1,633.77	19 Oct 1999	965.15	29 Apr 1999	1,483.50	48.35%
2000	1,572.13	17 Jan 2000	1,097.07	25 May 2000	1,520.79	2.51%
2001	1,588.02	28 Dec 2001	1,328.44	23 Jan 2001	1,588.02	4.42%
2002	3,013.05	27 Nov 2002	1,551.00	3 Jan 2002	2,729.73	71.89%
2003	3,374.22	29 Dec 2003	2,558.26	12 Mar 2003	3,372.03	23.53%
2004	4,606.40	26 Nov 2004	3,367.18	5 Jan 2004	4,513.38	33.85%
2005	4,752.47	31 Jan 2005	3,893.96	22 Dec 2005	3,962.29	-12.21%
2006	5,099.52	22 Dec 2006	3,733.91	23 Mar 2006	5,084.12	28.31%
2007	7,464.19	24 Dec 2007	5,054.97	3 Jan 2007	7,374.29	45.05%
Year 2008	Max	Date	Min	Date	Close	Nominal return
January	7,371.12	3 Jan 2008	5,992.53	22 Jan 2008	6,569.38	-10.92%
February	6,505.07	1 Feb 2008	6,206.30	12 Feb 2008	6,391.68	-2.70%
March	6,467.34	5 Mar 2008	5,936.03	26 Mar 2008	6,140.45	-3.93%
April	6,256.39	30 Apr 2008	5,745.73	16 Apr 2008	6,256.39	1.89%



BIO - STOCK EXCHANGE BOND INDEX

Year	Max	Date	Min	Date	Close	Nominal return
1995	113.52	14 Dec 1995	100.46	5 July 1995	111.68	n.a
1996	111.96	8 Jan 1996	106.61	28 June 1996	107.89	-3.39%
1997	110.97	8 Apr 1997	104.90	29 Jan 1997	107.31	-0.54%
1998	108.22	30 Dec 1998	101.68	25 May 1998	108.22	0.85%
1999	110.52	4 Feb 1999	104.53	16 Aug 1999	108.50	0.26%
2000	109.63	15 Dec 2000	103.96	9 June 2000	109.03	0.49%
2001	110.08	17 Sept 2001	107.81	21 Mar 2001	109.25	0.20%
2002	111.06	27 Dec 2002	107.17	12 Mar 2002	110.96	1.56%
2003	118.14	21 Nov 2003	110.20	24 Jan 2003	117.27	5.69%
2004	122.27	27 Dec 2004	116.28	14 Jan 2004	122.04	4.07%
2005	123.41	7 Oct 2005	120.63	20 Jan 2005	123.11	0.88%
2006	122.78	3 Jan 2006	117.58	7 Jul 2006	119.44	-2.98%
2007	119.95	9 Jan 2007	116.16	27 Aug 2007	116.48	-2.07%
Year 2008	Max	Date	Min	Date	Close	Nominal return
January	117.03	22 Jan 2008	116.50	25 Jan 2008	116.57	-0.34%
February	117.50	13 Feb 2008	116.52	1 Feb 2008	116.90	0.28%
March	116.99	3 Mar 2008	116.73	25 Mar 2008	116.80	-0.09%
April	117.48	3 Apr 2008	116.62	24 Apr 2008	117.13	0.28%



A2) INDEX COMPOSITIONS

COMPOSITION OF SLOVENE STOCK EXCHANGE INDEX - SBI 20 ON 30 APR 2008

Issuer	Trading code	Adjusted number of shares	Base value in EUR	Adjusted share	Sector	Market capitalisation (free float) of index on 30 Apr 2008	Sector share
KRKA	KRKG	7,286,261	16.25	15.00%	pharmaceuticals	695,837,926	15.47%
PETROL	PETG	1,109,564	120.41	15.00%	oil and gas	696,606,470	15.48%
TELEKOM SLOVENIJE	TLSG	1,806,046	292.70	10.83%	telecommunication	443,312,051	9.85%
SAVA	SAVA	1,027,559	83.57	10.75%	industrial conglomerates	449,803,677	11.83%
MERCATOR	MELR	1,448,477	24.46	9.02%	trade	366,464,681	9.30%
NOVA KREDITNA BANKA MARIBOR	KBMR	11,234,861	40.69	8.04%	bank	347,606,599	7.73%
GORENJE	GRVG	9,312,043	10.23	6.77%	household appliances	334,209,223	7.43%
PIVOVARNA LAŠKO	PILR	3,842,957	27.19	6.27%	food and beverages	309,165,891	7.83%
LUKA KOPER	LKPG	4,138,622	12.50	5.88%	transport	263,878,539	11.73%
INTEREUROPA	IEKG	4,747,177	21.69	3.20%	transport	149,536,076	
HELIOS, DOMŽALE	HDOG	115,888	795.68	2.92%	chemical products	150,654,400	3.35%
AERODROM LJUBLJANA	AELG	1,081,836	47.93	2.60%	transport	114,198,608	
ISTRABENZ	ITBG	930,285	14.61	1.66%	industrial conglomerates	82,609,308	
LESNINA	MILG	30,487	1,898.68	1.08%	trade	52,193,744	
ŽITO	ZTOG	185,313	213.00	0.98%	food and beverages	43,355,829	
Market capitalisation of index						4,499,433,022	
Share of market capitalisation of shares in index							30.58%

COMPOSITION OF SLOVENE BLUE-CHIP INDEX - SBI TOP ON 30 APR 2008

Issuer	Trading code	Adjusted number of shares	Base value in EUR	Adjusted share	Sector	Market capitalisation (free float) of index on 30 Apr 2008	Sector share
KRKA	KRKG	15,859,179	16.25	30.00%	pharmaceuticals	1,514,551,595	30.94%
PETROL	PETG	1,140,809	120.41	14.17%	oil and gas	716,222,706	14.63%
TELEKOM SLOVENIJE	TLSG	1,806,046	292.70	9.95%	telecommunication	443,312,051	9.06%
SAVA	SAVA	1,027,559	238.29	9.88%	industrial conglomerates	449,803,677	9.19%
MERCATOR	MELR	1,448,477	24.46	8.29%	trade	366,464,681	7.49%
NOVA KREDITNA BANKA MARIBOR	KBMR	11,234,861	40.69	7.39%	bank	347,606,599	7.10%
GORENJE	GRVG	9,312,043	10.23	6.22%	household appliances	334,209,223	6.83%
PIVOVARNA LAŠKO	PILR	3,842,957	27.19	5.76%	food and beverages	309,165,891	6.32%
LUKA KOPER	LKPG	4,138,622	61.67	5.41%	transport	263,878,539	8.45%
INTEREUROPA	IEKG	4,747,177	26.98	2.94%	transport	149,536,076	
Market capitalisation of index						4,894,751,037	
Share of market capitalisation of shares in index							33.26%

COMPOSITION OF INVESTMENT FUNDS INDEX - PIX ON 30 APR 2008

Issuer	Trading code	Adjusted number of shares	Base value in EUR	Adjusted share	Market capitalisation of index on 30 Apr 2008
NFD 1 DELNIŠKI INVESTICIJSKI SKLAD	NF1N	18,502,572	0.153	15.00%	44,406,173
MAKSIMA ID	MAIR	3,319,936	7.27	15.00%	43,491,162
KD ID	KDIR	3,575,517	2.69	15.00%	47,590,131
INFOND ID	IFIR	3,356,661	7.39	15.00%	44,643,591
KRONA SENIOR	SNOG	4,334,888	7.00	15.00%	43,002,089
ZVON ENA ID	ZVIR	2,277,577	10.53	13.71%	39,151,549
INFOND ID 1	IFDR	4,956,471	5.14	11.29%	34,695,297
Market capitalisation of index					296,979,992
Share of market capitalisation inv.funds in index					34.35%

COMPOSITION OF STOCK EXCHANGE BOND INDEX - BIO ON 30 APR 2008

Bonds	Trading code	Base value	Share
SLOVENSKA ODŠKODNINSKA DRUŽBA 2 nd ISSUE	SOS2E	104.03	50.00%
REPUBLIKA SLOVENIJA 21 st ISSUE	RS21	100	23.49%
FACTOR BANKA 12 th ISSUE	FB12	96.9	10.34%
REPUBLIKA SLOVENIJA 50 th ISSUE	RS50	100	9.05%
REPUBLIKA SLOVENIJA 59 th ISSUE	RS59	99.05	7.12%

B) NUMBER OF ISSUERS, TRADED SECURITIES AND MEMBERS

	30 Apr 2007	31 Dec 2007	31 Mar 2008	30 Apr 2008
NUMBER OF ISSUERS	127	119	120	120
Official market	40	36	34	34
Prime market shares	8	8	7	7
Shares	20	17	16	16
Bonds	12	11	11	11
Open-end funds	2	2	2	2
Semi-official market	87	83	86	86
Shares	70	62	65	65
Bonds	11	12	12	12
Close-end funds	7	7	7	7
Short term securities	1	1	-	1
	30 Apr 2007	31 Dec 2007	31 Mar 2008	30 Apr 2008
NUMBER OF SECURITIES	203	188	190	188
Official market	104	97	97	94
Prime market shares	8	8	7	7
Shares	20	17	16	16
Bonds	73	69	71	68
Open-end funds	3	3	3	3
Semi-official market	99	91	93	94
Shares	72	64	67	67
Bonds	20	20	19	20
Close-end funds	7	7	7	7
Short term securities	8	3	-	2
	30 Apr 2007	31 Dec 2007	31 Mar 2008	30 Apr 2008
NUMBER OF MEMBERS	24	24	24	24

C) TURNOVER

C1) TURNOVER BY SECURITIES ON OFFICIAL MARKET IN APRIL 2008

1. Shares

Issue	Stock trades (in EUR)	Stock trades (in USD)	Normal trades (in EUR)	Block trades (in EUR)	Share in total turnover on official market	Share in turnover of shares	Volume in pieces	Number of bargains
Total shares	117,515,431	185,805,160	115,985,539	1,529,892	68.04%	100.00%	1,457,856	20,203
Common shares	117,509,631	185,796,019	115,979,739	1,529,892	68.04%	100.00%	1,457,716	20,198
PRIME MARKET SHARES	99,772,084	157,775,293	99,536,102	235,982	57.77%	84.90%	1,115,890	15,762
1 KRKA	59,056,003	93,423,099	58,820,021	235,982	34.19%	50.25%	664,725	8,665
2 TELEKOM SLOVENIJE	11,047,960	17,444,773	11,047,960	0	6.40%	9.40%	45,939	1,285
3 PETROL	10,781,423	17,064,366	10,781,423	0	6.24%	9.17%	19,449	1,646
4 GORENJE	7,685,536	12,132,947	7,685,536	0	4.45%	6.54%	233,079	1,462
5 LUKA KOPER	5,198,817	8,216,427	5,198,817	0	3.01%	4.42%	86,660	1,398
6 MERCATOR	4,517,824	7,142,469	4,517,824	0	2.62%	3.84%	17,556	843
7 INTEREUROPA	1,484,521	2,351,212	1,484,521	0	0.86%	1.26%	48,482	463
SHARES	17,737,547	28,020,726	16,443,637	1,293,910	10.27%	15.09%	341,826	4,436
1 NOVA KREDITNA BANKA MARIBOR	8,177,323	12,911,447	7,473,597	703,726	4.73%	6.96%	261,352	1,867
2 SAVA	2,969,279	4,699,426	2,969,279	0	1.72%	2.53%	7,086	674
3 AERODROM LJUBLJANA	2,546,339	4,023,602	2,546,339	0	1.47%	2.17%	25,801	925
4 PIVOVARNA LAŠKO	1,345,281	2,121,027	1,345,281	0	0.78%	1.14%	16,303	245
5 ISTRABENZ	1,163,677	1,842,733	1,163,677	0	0.67%	0.99%	13,353	460
6 ACH	811,457	1,279,628	221,273	590,184	0.47%	0.69%	12,884	20
7 ŽITO	294,877	465,728	294,877	0	0.17%	0.25%	1,252	114
8 SALUS, LJUBLJANA	190,670	301,119	190,670	0	0.11%	0.16%	264	50
9 ETOL	113,111	177,662	113,111	0	0.07%	0.10%	605	42
10 ISKRA AVTOELEKTRIKA	107,216	169,678	107,216	0	0.06%	0.09%	2,126	27
11 DELO PRODAJA	13,046	20,455	13,046	0	0.01%	0.01%	480	4
12 TERME ČATEŽ	3,746	5,838	3,746	0	0.00%	0.00%	15	4
13 MLINOTEST	1,525	2,384	1,525	0	0.00%	0.00%	305	4
14 KOMPAS MTS	0	0	0	0	0.00%	0.00%	0	0
15 NIKA	0	0	0	0	0.00%	0.00%	0	0
Preferred shares	5,800	9,141	5,800	0	0.00%	0.00%	140	5
1 PROBANKA	5,800	9,141	5,800	0	0.00%	0.00%	140	5

2. Bonds

	Issue	Stock trades (in EUR)	Stock trades (in USD)	Normal trades (in EUR)	Block trades (in EUR)	Share in total turnover on official market	Share in turnover of bonds	Volume in pieces	Number of bargains
	Total bonds	51,048,827	80,603,745	2,388,324	48,660,503	29.56%	100.00%	1,162,010	201
1	REPUBLIKA SLOVENIJA 60 th ISSUE	17,810,975	28,184,671	0	17,810,975	10.31%	34.89%	431,094	3
2	REPUBLIKA SLOVENIJA 59 th ISSUE	9,045,180	14,314,581	46,431	8,998,749	5.24%	17.72%	219,565	6
3	NLB 16 th ISSUE	4,961,161	7,785,798	0	4,961,161	2.87%	9.72%	12,000	2
4	NOVA KBM 8 th ISSUE	4,224,185	6,624,134	49,824	4,174,361	2.45%	8.27%	10,120	3
5	NLB 20 th ISSUE	4,165,180	6,613,476	0	4,165,180	2.41%	8.16%	10,000	2
6	NOVA KBM 7 th ISSUE	4,101,335	6,431,906	0	4,101,335	2.37%	8.03%	10,000	2
7	REPUBLIKA SLOVENIJA 48 th ISSUE	1,974,582	3,144,326	129,846	1,844,736	1.14%	3.87%	19,282	17
8	NLB 17 th ISSUE	1,611,157	2,545,711	0	1,611,157	0.93%	3.16%	4,000	2
9	REPUBLIKA SLOVENIJA 63 rd ISSUE	1,027,603	1,613,199	34,753	992,850	0.59%	2.01%	1,035	4
10	ABANKA VIPA 11 th ISSUE	415,005	650,822	415,005	0	0.24%	0.81%	10,000	3
11	ABANKA VIPA 12 th ISSUE	414,170	649,513	414,170	0	0.24%	0.81%	10,000	3
12	REPUBLIKA SLOVENIJA 21 st ISSUE	375,568	593,387	375,568	0	0.22%	0.74%	13,511	13
13	REPUBLIKA SLOVENIJA 39 th ISSUE	338,796	532,244	338,796	0	0.20%	0.66%	407,104	92
14	ABANKA VIPA 7 th ISSUE	268,761	425,634	268,761	0	0.16%	0.53%	2,661	4
15	FACTOR BANKA 19 th ISSUE	192,600	300,995	192,600	0	0.11%	0.38%	200	1
16	REPUBLIKA SLOVENIJA 38 th ISSUE	42,120	66,398	42,120	0	0.02%	0.08%	392	13
17	PROBANKA 6 th ISSUE	14,754	23,504	14,754	0	0.01%	0.03%	145	2
18	REPUBLIKA SLOVENIJA 29 th ISSUE	13,668	21,601	13,668	0	0.01%	0.03%	134	6
19	REPUBLIKA SLOVENIJA 54 th ISSUE	13,487	21,441	13,487	0	0.01%	0.03%	302	3
20	FACTOR BANKA 15 th ISSUE	10,100	15,727	10,100	0	0.01%	0.02%	10	1
21	REPUBLIKA SLOVENIJA 32 nd ISSUE	9,524	14,949	9,524	0	0.01%	0.02%	93	4
22	REPUBLIKA SLOVENIJA 18 th ISSUE	4,794	7,589	4,794	0	0.00%	0.01%	47	3
23	REPUBLIKA SLOVENIJA 61 st ISSUE	4,728	7,340	4,728	0	0.00%	0.01%	118	1
24	REPUBLIKA SLOVENIJA 62 nd ISSUE	4,003	6,311	4,003	0	0.00%	0.01%	102	3
25	REPUBLIKA SLOVENIJA 56 th ISSUE	1,695	2,687	1,695	0	0.00%	0.00%	41	2
26	REPUBLIKA SLOVENIJA 26 th ISSUE	1,515	2,389	1,515	0	0.00%	0.00%	15	2
27	BANKA CELJE 6 th ISSUE A SERIES	1,203	1,880	1,203	0	0.00%	0.00%	29	1
28	REPUBLIKA SLOVENIJA 53 rd ISSUE	505	784	505	0	0.00%	0.00%	5	1
29	REPUBLIKA SLOVENIJA 50 th ISSUE	388	609	388	0	0.00%	0.00%	4	1
30	HOTELI BERNARDIN	86	136	86	0	0.00%	0.00%	1	1
31	ABANKA 6 th ISSUE	0	0	0	0	0.00%	0.00%	0	0
32	ABANKA VIPA 8 th ISSUE	0	0	0	0	0.00%	0.00%	0	0
33	ABANKA VIPA 9 th ISSUE	0	0	0	0	0.00%	0.00%	0	0
34	ABANKA VIPA 10 th ISSUE	0	0	0	0	0.00%	0.00%	0	0
35	BANKA CELJE ¹⁰ ISSUE	0	0	0	0	0.00%	0.00%	0	0
36	BANKA CELJE 7 th ISSUE	0	0	0	0	0.00%	0.00%	0	0
37	BANKA CELJE 8 th ISSUE	0	0	0	0	0.00%	0.00%	0	0
38	BANKA CELJE 9 th ISSUE	0	0	0	0	0.00%	0.00%	0	0
39	FACTOR BANKA 14 th ISSUE	0	0	0	0	0.00%	0.00%	0	0
40	NOVA KBM 5 th ISSUE	0	0	0	0	0.00%	0.00%	0	0
41	POSLOVNI SISTEM MERCATOR	0	0	0	0	0.00%	0.00%	0	0
42	NLB 11 th ISSUE	0	0	0	0	0.00%	0.00%	0	0
43	NLB 12 th ISSUE	0	0	0	0	0.00%	0.00%	0	0
44	NLB 13 th ISSUE	0	0	0	0	0.00%	0.00%	0	0
45	NLB 14 th ISSUE	0	0	0	0	0.00%	0.00%	0	0
46	NLB 15 th ISSUE	0	0	0	0	0.00%	0.00%	0	0
47	NLB 18 th ISSUE	0	0	0	0	0.00%	0.00%	0	0
48	NLB 19 th ISSUE	0	0	0	0	0.00%	0.00%	0	0
49	NLB 22 nd ISSUE	0	0	0	0	0.00%	0.00%	0	0
50	POŠTNA BANKA SLOVENIJE 5 th ISSUE	0	0	0	0	0.00%	0.00%	0	0
51	POŠTNA BANKA SLOVENIJE 6 th ISSUE	0	0	0	0	0.00%	0.00%	0	0
52	POŠTNA BANKA SLOVENIJE 7 th ISSUE	0	0	0	0	0.00%	0.00%	0	0
53	PROBANKA 7 th ISSUE	0	0	0	0	0.00%	0.00%	0	0
54	PROBANKA 8 th ISSUE	0	0	0	0	0.00%	0.00%	0	0
55	REPUBLIKA SLOVENIJA 23 rd ISSUE	0	0	0	0	0.00%	0.00%	0	0
56	REPUBLIKA SLOVENIJA 33 rd ISSUE	0	0	0	0	0.00%	0.00%	0	0
57	REPUBLIKA SLOVENIJA 44 th ISSUE	0	0	0	0	0.00%	0.00%	0	0
58	REPUBLIKA SLOVENIJA 49 th ISSUE	0	0	0	0	0.00%	0.00%	0	0
59	REPUBLIKA SLOVENIJA 52 nd ISSUE	0	0	0	0	0.00%	0.00%	0	0
60	REPUBLIKA SLOVENIJA 57 th ISSUE	0	0	0	0	0.00%	0.00%	0	0
61	STANOVANJSKI SKLAD RS 1 st ISSUE	0	0	0	0	0.00%	0.00%	0	0
62	STANOVANJSKI SKLAD RS 2 nd ISSUE	0	0	0	0	0.00%	0.00%	0	0
63	STANOVANJSKI SKLAD RS 3 rd ISSUE	0	0	0	0	0.00%	0.00%	0	0
64	BANKA VIPA 5 th ISSUE	0	0	0	0	0.00%	0.00%	0	0
	Total official market (shares and bonds)	168,564,259	266,408,906	118,373,863	50,190,396	97.60%	-	2,619,866	20,404

3. Open-end funds

Issue	Stock trades (in EUR)	Stock trades (in USD)	Normal trades (in EUR)	Cross trades (in EUR)	Share in total turnover on official market	Share in turnover of open-end funds	Volume in pieces	Number of bargains
Total open-end funds	4,147,170	6,492,742	782,270	3,364,900	2.40%	100.00%	4,813,193	383
1 PROBANKA GLOBALNI NALOŽBENI SKLAD	3,833,691	5,998,101	468,791	3,364,900	2.22%	92.44%	4,805,641	235
2 MP-BALKAN.SI	302,756	477,676	302,756	0	0.18%	7.30%	5,766	135
3 MP-EUROSTOCK.SI	10,724	16,966	10,724	0	0.01%	0.26%	1,786	13
Total official market	172,711,428	272,901,648	119,156,133	53,555,296	100.00%	-	7,433,059	20,787

C2) TURNOVER BY SECURITIES ON SEMI-OFFICIAL MARKET IN APRIL 2008

1. Shares (1)

Issue	Stock trades (in EUR)	Stock trades (in USD)	Normal trades (in EUR)	Cross trades (in EUR)	Share in total turnover on semi-official market	Share in turnover of shares	Volume in pieces	Number of bargains
Total shares	7,215,980	11,367,727	5,115,980	2,100,000	27.26%	100.00%	934,482	5,004
Total common shares	7,104,918	11,192,669	5,004,918	2,100,000	26.84%	98.46%	932,400	4,916
1 AKTIVA NALOŽBE	2,265,928	3,574,126	165,928	2,100,000	8.56%	31.40%	377,444	130
2 HELIOS, DOMŽALE	732,705	1,149,348	732,705	0	2.77%	10.15%	557	72
3 JAVOR PIVKA	563,447	886,477	563,447	0	2.13%	7.81%	53,463	214
4 ZVON ENA HOLDING	441,218	695,537	441,218	0	1.67%	6.11%	31,615	297
5 ZVON DVA HOLDING	389,886	613,164	389,886	0	1.47%	5.40%	115,659	328
6 KD HOLDING	374,525	592,654	374,525	0	1.41%	5.19%	3,630	197
7 KS NALOŽBE	372,143	584,668	372,143	0	1.41%	5.16%	98,803	837
8 NFD HOLDING	360,015	567,689	360,015	0	1.36%	4.99%	43,370	391
9 INFOND HOLDING	346,231	545,363	346,231	0	1.31%	4.80%	51,568	542
10 CENTER NALOŽBE	184,869	290,722	184,869	0	0.70%	2.56%	21,700	480
11 TOSAMA	166,491	261,149	166,491	0	0.63%	2.31%	2,192	59
12 TRIGLAV NALOŽBE	100,433	158,202	100,433	0	0.38%	1.39%	52,488	400
13 LESNINA	99,362	156,923	99,362	0	0.38%	1.38%	58	30
14 PLAMA - PUR	76,739	121,882	76,739	0	0.29%	1.06%	3,856	20
15 MAKSIMA INVEST	65,853	103,530	65,853	0	0.25%	0.91%	9,447	138
16 ETRA 33	65,550	104,008	65,550	0	0.25%	0.91%	121	3
17 KD GROUP	57,835	91,617	57,835	0	0.22%	0.80%	71	4
18 HRAM HOLDING	49,969	78,733	49,969	0	0.19%	0.69%	13,448	73
19 MAKSIMA HOLDING	44,772	70,659	44,772	0	0.17%	0.62%	6,254	136
20 CINKARNA CELJE	42,015	65,843	42,015	0	0.16%	0.58%	313	33
21 ZLATA MONETA II	37,828	59,509	37,828	0	0.14%	0.52%	11,281	89
22 MEDVEŠEK PUŠNIK	35,320	55,221	35,320	0	0.13%	0.49%	1,010	5
23 VIPA HOLDING	31,516	49,698	31,516	0	0.12%	0.44%	6,198	57
24 JUTEKS	30,142	47,757	30,142	0	0.11%	0.42%	317	27
25 MODRA LINIJA HOLDING	27,781	43,918	27,781	0	0.10%	0.38%	3,612	43
26 ALPETOUR POTOVALNA AGENCIJA	19,778	31,246	19,778	0	0.07%	0.27%	823	11
27 MERCATA	17,664	27,830	17,664	0	0.07%	0.24%	3,905	38
28 M1	14,463	22,755	14,463	0	0.05%	0.20%	5,406	60
29 GEA	13,235	20,950	13,235	0	0.05%	0.18%	2,647	7
30 GRAND HOTEL UNION	11,377	17,803	11,377	0	0.04%	0.16%	730	6
31 FINETOL	8,890	13,911	8,890	0	0.03%	0.12%	33	11
32 HIDROTEHNIK	6,517	10,243	6,517	0	0.02%	0.09%	429	10
33 ALPOS	5,950	9,318	5,950	0	0.02%	0.08%	119	6
34 KOŠAKI TMI	5,541	8,793	5,541	0	0.02%	0.08%	88	3
35 TRDNJAVA HOLDING	5,457	8,609	5,457	0	0.02%	0.08%	1,819	10
36 TERME DOBRNA	4,819	7,608	4,819	0	0.02%	0.07%	688	13
37 JADRAN	4,608	7,340	4,608	0	0.02%	0.06%	240	1
38 KRONA HOLDING	4,518	7,165	4,518	0	0.02%	0.06%	2,129	12
39 TRDNJAVA I HOLDING	3,540	5,508	3,540	0	0.01%	0.05%	1,180	7
40 MIP	3,342	5,284	3,342	0	0.01%	0.05%	751	26
41 SIVENT	1,814	2,859	1,814	0	0.01%	0.03%	720	31
42 MARINA PORTOROŽ	1,760	2,769	1,760	0	0.01%	0.02%	22	3
43 INLES	1,751	2,742	1,751	0	0.01%	0.02%	505	10
44 SLOVENIJALES	1,640	2,580	1,640	0	0.01%	0.02%	23	3
45 ZDRAVILIŠČE ROGAŠKA	1,614	2,564	1,614	0	0.01%	0.02%	901	16
46 LIZ INŽENIRING	1,386	2,177	1,386	0	0.01%	0.02%	124	4
47 D NALOŽBE	1,079	1,703	1,079	0	0.00%	0.01%	555	18
48 CETIS	672	1,044	672	0	0.00%	0.01%	8	2
49 MKT PRINT	370	589	370	0	0.00%	0.01%	37	1
50 VELANA	353	549	353	0	0.00%	0.00%	38	1
51 FOND INVEST	210	335	210	0	0.00%	0.00%	5	1

1. Shares (2)

Issue	Stock trades (in EUR)	Stock trades (in USD)	Normal trades (in EUR)	Cross trades (in EUR)	Share in total turnover on semi-official market	Share in turnover of shares	Volume in pieces	Number of bargains
52 DZS	0	0	0	0	0.00%	0.00%	0	0
53 GORIŠKE OPEKARNE	0	0	0	0	0.00%	0.00%	0	0
54 GORENJSKI TISK	0	0	0	0	0.00%	0.00%	0	0
55 ELMO	0	0	0	0	0.00%	0.00%	0	0
56 INTERTRADE ITA	0	0	0	0	0.00%	0.00%	0	0
57 JELEN GOSTINSKO PODJETJE	0	0	0	0	0.00%	0.00%	0	0
58 MEDVEŠEK PUŠNIK DZU	0	0	0	0	0.00%	0.00%	0	0
59 NAMA	0	0	0	0	0.00%	0.00%	0	0
60 NIKO	0	0	0	0	0.00%	0.00%	0	0
61 TEKSTINA	0	0	0	0	0.00%	0.00%	0	0
62 TOVARNA SLADKORJA ORMOŽ	0	0	0	0	0.00%	0.00%	0	0
63 SWATY	0	0	0	0	0.00%	0.00%	0	0
64 ŽELEZARNA RAVNE - MONTER DRAVOGRAD	0	0	0	0	0.00%	0.00%	0	0
Preferred shares	111,062	175,058	111,062	0	0.42%	1.54%	2,082	88
1 KD HOLDING	111,062	175,058	111,062	0	0.42%	1.54%	2,082	88
2 PRVA POKOJNINSKA DRUŽBA	0	0	0	0	0.00%	0.00%	0	0
3 ZDRAVILIŠČE ROGAŠKA	0	0	0	0	0.00%	0.00%	0	0

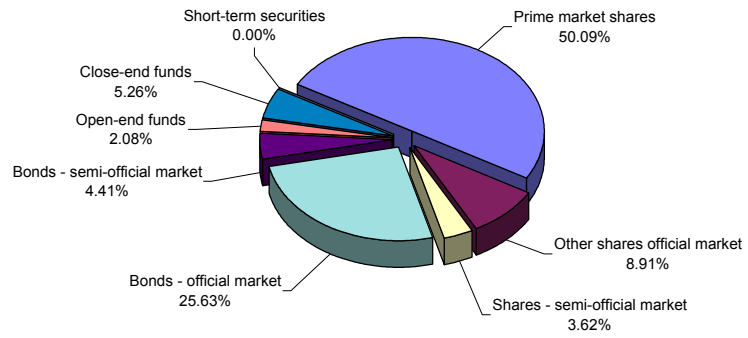
2. Bonds

Issue	Stock trades (in EUR)	Stock trades (in USD)	Normal trades (in EUR)	Cross trades (in EUR)	Share in total turnover on semi-official market	Share in turnover of bonds	Volume in pieces	Number of bargains
Total bonds	8,782,759	13,914,195	3,382,561	5,400,198	33.17%	100.00%	189,186	274
1 SLOVENSKA ODŠKODNINSKA DRUŽBA 2 nd ISSUE	8,563,061	13,570,493	3,162,863	5,400,198	32.34%	97.50%	187,053	265
2 PROBANKA 9 th ZDAJA	196,000	306,309	196,000	0	0.74%	2.23%	2,000	1
3 FACTOR BANKA 6 th ISSUE	13,848	21,903	13,848	0	0.05%	0.16%	33	7
4 KD HOLDING 2 nd ISSUE	9,850	15,490	9,850	0	0.04%	0.11%	100	1
5 BANKA ZASAVJE 3 rd ISSUE	0	0	0	0	0.00%	0.00%	0	0
6 CIMOS 1 st ISSUE	0	0	0	0	0.00%	0.00%	0	0
7 DEOS 1 st ISSUE	0	0	0	0	0.00%	0.00%	0	0
8 DARS	0	0	0	0	0.00%	0.00%	0	0
9 DARS 3 rd ISSUE	0	0	0	0	0.00%	0.00%	0	0
10 FACTOR BANKA 8 th ISSUE	0	0	0	0	0.00%	0.00%	0	0
11 FACTOR BANKA 9 th ISSUE	0	0	0	0	0.00%	0.00%	0	0
12 FACTOR BANKA 11 th ISSUE	0	0	0	0	0.00%	0.00%	0	0
13 FACTOR BANKA 13 th ISSUE	0	0	0	0	0.00%	0.00%	0	0
14 FMR	0	0	0	0	0.00%	0.00%	0	0
15 KB1909 1 st ISSUE	0	0	0	0	0.00%	0.00%	0	0
16 KD HOLDING 1 st ISSUE	0	0	0	0	0.00%	0.00%	0	0
17 POTEZA NALOŽBE	0	0	0	0	0.00%	0.00%	0	0
18 ZAVAROVALNICA TRIGLAV 1 st ISSUE	0	0	0	0	0.00%	0.00%	0	0
Total semi-official market (shares and bonds)	15,998,740	25,281,921	8,498,542	7,500,198	60.43%	-	1,123,668	5,278

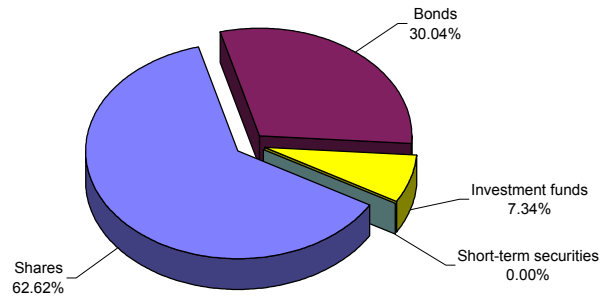
3. Close-end funds

Issue	(in EUR)	(in USD)	(in EUR)	(in EUR)	turnover on	turnover of	pieces	bargains
Total close-end funds	10,475,767	16,531,788	9,136,599	1,339,169	39.57%	100.00%	2,954,606	3,383
1 NFD 1 DELNIŠKI INVESTICIJSKI SKLAD	6,077,136	9,603,473	5,222,013	855,123	22.95%	58.01%	2,584,620	882
2 KD ID	1,709,735	2,696,622	1,709,735	0	6.46%	16.32%	131,174	635
3 INFOND ID	1,176,366	1,845,922	822,349	354,017	4.44%	11.23%	90,226	567
4 KRONA SENIOR ID	507,144	801,453	507,144	0	1.92%	4.84%	53,176	178
5 MAKSIMA ID	466,935	738,553	466,935	0	1.76%	4.46%	36,524	278
6 INFOND ID 1	336,898	527,919	206,869	130,029	1.27%	3.22%	46,944	528
7 ZVON ENA ID	201,553	317,845	201,553	0	0.76%	1.92%	11,942	315
Short-term securities	0	0	0	0	0.00%	-	0	0
Total semi-official market	26,474,507	41,813,709	17,635,140	8,839,367	100.00%	-	4,078,274	8,661
Total turnover on BTS system	199,185,935	314,715,357	136,791,273	62,394,662	-	-	11,511,333	29,448

Structure of turnover by securities in April 2008



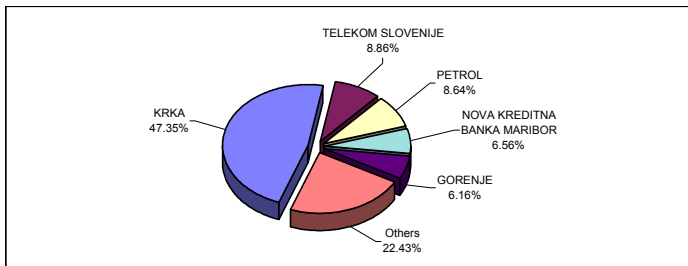
Structure of turnover by securities - all markets - April 2008



C3) MOST TRADED SECURITIES IN APRIL 2008

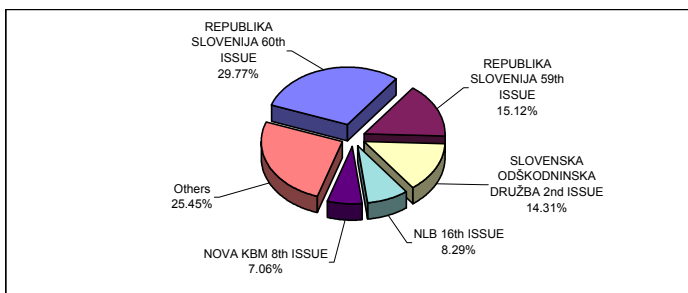
MOST TRADED SHARES

Issuer	Turnover (in 000 EUR) - order book trades only	Number of bargains - order book trades only	Market capitalisation as of 30 Apr 2008 (in EURm)
KRKA	59,056	8,665	3,383
TELEKOM SLOVENIJE	11,048	1,285	1,604
PETROL	10,781	1,646	1,310
NOVA KREDITNA BANKA MARIBOR	8,177	1,867	723
GORENJE	7,886	1,462	504
Others	27,983	10,282	7,191
Total	124,731	25,207	14,715



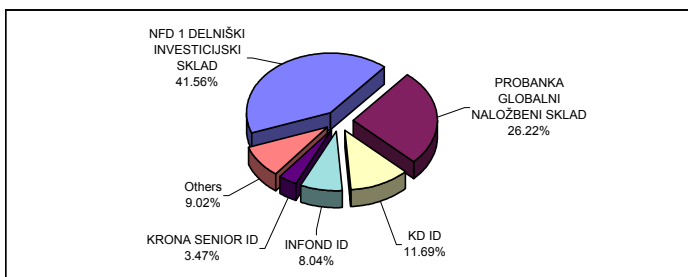
MOST TRADED BONDS

Issuer	Turnover (in 000 EUR) - order book trades only	Number of bargains - order book trades only	Market capitalisation as of 30 Apr 2008 (in EURm)
REPUBLIKA SLOVENIJA 60 th ISSUE	17,811	3	372
REPUBLIKA SLOVENIJA 59 th ISSUE	9,045	6	1,050
SLOVENSKA ODŠKODNINSKA DRUŽBA 2 nd ISSUE	8,563	265	641
NLB 16 th ISSUE	4,961	2	32
NOVA KBM 8 th ISSUE	4,224	3	29
Others	15,227	196	4,228
Total	59,832	475	6,352



MOST TRADED INVESTMENT FUNDS

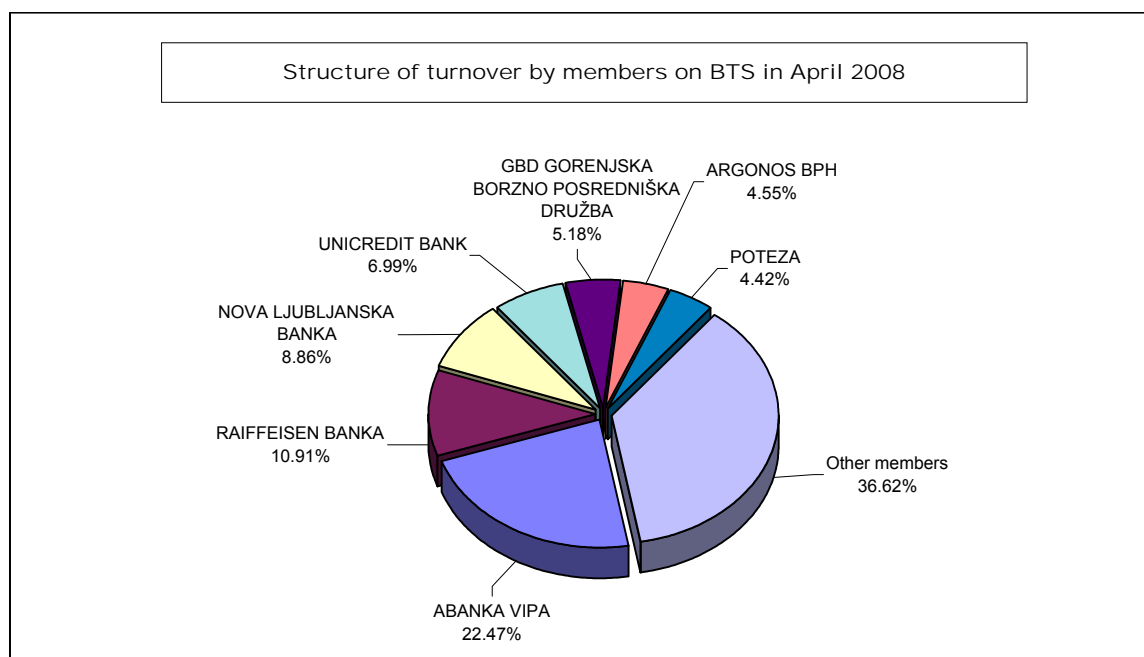
INVESTMENT FUNDS	Turnover (in 000 EUR) - order book trades only	Number of bargains - order book trades only	Market capitalisation as of 30 Apr 2008 (in EURm)
NFD 1 DELNIŠKI INVESTICIJSKI SKLAD	6,077	882	385
PROBANKA GLOBALNI NALOŽBENI SKLAD	3,834	235	86
KD ID	1,710	635	122
INFOND ID	1,176	567	108
KRONA SENIOR ID	507	178	73
Others	1,319	1,269	207
Total	14,623	3,766	981



C4) TURNOVER BY LJSE MEMBERS

TURNOVER BY MEMBERS BY TYPE OF TRADE IN APRIL 2008

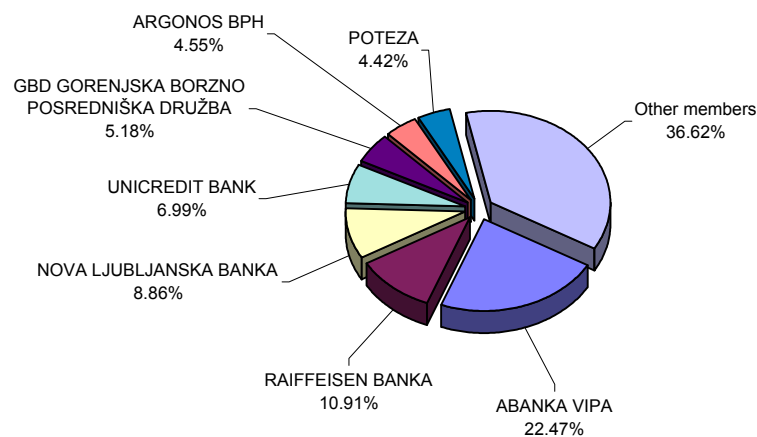
	Member	Normal trades (in EUR)	Block trades (in EUR)	Total via BTS (in EUR)	Share in turnover
1	ABANKA VIPA	38,288,627	51,223,115	89,511,742	22.47%
2	RAIFFEISEN BANKA	8,663,858	34,788,419	43,452,277	10.91%
3	NOVA LJUBLJANSKA BANKA	18,176,945	17,130,546	35,307,491	8.86%
4	UNICREDIT BANK	26,453,041	1,384,667	27,837,708	6.99%
5	GBD GORENJSKA BORZNO POSREDNIŠKA DRUŽBA	20,633,901		20,633,901	5.18%
6	ARGONOS BPH	18,122,228		18,122,228	4.55%
7	POTEZA	15,948,934	1,664,414	17,613,348	4.42%
8	ILIRIKA	17,467,822		17,467,822	4.38%
9	CERTIUS BPH	17,319,060		17,319,060	4.35%
10	NOVA KBM	11,481,817	4,668,268	16,150,085	4.05%
11	PROBANKA	8,569,524	6,729,800	15,299,324	3.84%
12	SKB BANKA	12,806,475		12,806,475	3.21%
13	MP BPH	11,408,782		11,408,782	2.86%
14	FACTOR BANKA	5,038,897	4,200,000	9,238,897	2.32%
15	HYPO ALPE-ADRIA-BANK	7,540,842		7,540,842	1.89%
16	DEŽELNA BANKA SLOVENIJE	6,822,880		6,822,880	1.71%
17	PFCI	4,871,747	1,710,245	6,581,992	1.65%
18	PUBLIKUM	6,098,747		6,098,747	1.53%
19	PERSPEKTIVA BPD	4,750,743	496,600	5,247,343	1.32%
20	KD BPD	4,198,470	793,251	4,991,721	1.25%
21	VERITAS BH	3,994,725		3,994,725	1.00%
22	BANKA KOPER	2,530,601		2,530,601	0.64%
23	MOJA DELNICA BPH	2,161,310		2,161,310	0.54%
24	GORENJSKA BANKA	232,572		232,572	0.06%
	TOTAL	273,582,548	124,789,325	398,371,873	100.00%



TURNOVER BY MEMBERS BY MARKET IN APRIL 2008

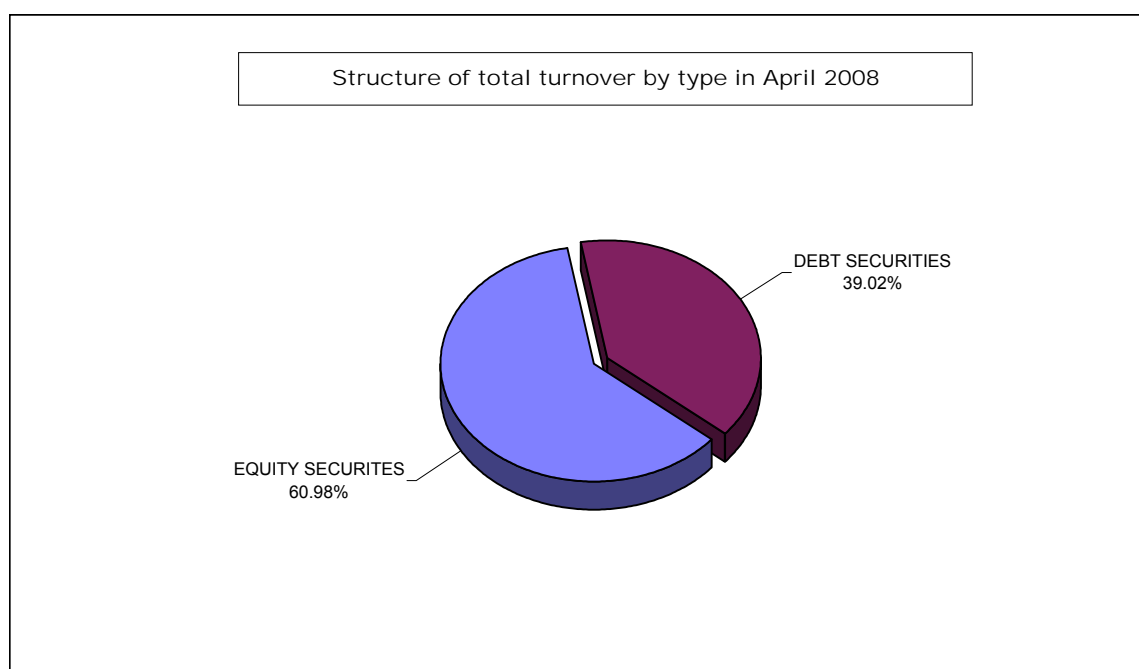
	Member	Official market (in EUR)	Semi-official market (in EUR)	Total (in EUR)	Share in turnover
1	ABANKA VIPA	80,154,132	9,357,609	89,511,741	22.47%
2	RAIFFEISEN BANKA	42,069,982	1,382,295	43,452,277	10.91%
3	NOVA LJUBLJANSKA BANKA	27,144,333	8,163,158	35,307,491	8.86%
4	UNICREDIT BANK	27,688,252	149,455	27,837,707	6.99%
5	GBD GORENJSKA BORZNO POSREDNIŠKA DRUŽBA	16,725,384	3,908,516	20,633,900	5.18%
6	ARGONOS BPH	15,304,663	2,817,565	18,122,228	4.55%
7	POTEZA	14,350,958	3,262,390	17,613,348	4.42%
8	ILIRIKA	14,395,107	3,072,714	17,467,821	4.38%
9	CERTIUS BPH	15,179,786	2,139,275	17,319,061	4.35%
10	NOVA KBM	14,468,749	1,681,336	16,150,085	4.05%
11	PROBANKA	13,859,750	1,439,574	15,299,324	3.84%
12	SKB BANKA	12,687,911	118,564	12,806,475	3.21%
13	MP BPH	9,586,616	1,822,165	11,408,781	2.86%
14	FACTOR BANKA	4,331,788	4,907,109	9,238,897	2.32%
15	HYPO ALPE-ADRIA-BANK	7,394,940	145,901	7,540,841	1.89%
16	DEŽELNA BANKA SLOVENIJE	4,633,061	2,189,818	6,822,879	1.71%
17	PFCI	2,730,977	3,851,016	6,581,993	1.65%
18	PUBLIKUM	5,943,452	155,295	6,098,747	1.53%
19	PERSPEKTIVA BPD	4,463,233	784,109	5,247,342	1.32%
20	KD BPD	4,685,521	306,199	4,991,720	1.25%
21	VERITAS BH	3,397,652	597,073	3,994,725	1.00%
22	BANKA KOPER	2,116,344	414,257	2,530,601	0.64%
23	MOJA DELNICA BPH	1,941,360	219,949	2,161,309	0.54%
24	GORENJSKA BANKA	168,904	63,668	232,572	0.06%
	TOTAL	345,422,855	52,949,010	398,371,865	100.00%

Total turnover by members in April 2008



TOTAL TURNOVER BY MEMBERS BY TYPE OF SECURITY
IN APRIL 2008

	Member	Turnover with equity securities via BTS	Turnover with debt securities via BTS	Total (in EUR)	Share in total turnover
1	ABANKA VIPA	36,741,148	52,770,594	89,511,742	22.47%
2	RAIFFEISEN BANKA	8,538,920	34,913,357	43,452,277	10.91%
3	NOVA LJUBLJANSKA BANKA	14,917,746	20,389,745	35,307,491	8.86%
4	UNICREDIT BANK	315,891	27,793,004	28,108,895	7.06%
5	GBD GORENJSKA BORZNO POSREDNIŠKA DRUŽBA	19,600,393	1,033,507	20,633,900	5.18%
6	ARGONOS BPH	17,901,189	221,039	18,122,228	4.55%
7	POTEZA	16,621,664	991,686	17,613,350	4.42%
8	ILIRIKA	16,157,640	1,310,183	17,467,823	4.38%
9	CERTIUS BPH	16,876,524	442,537	17,319,061	4.35%
10	NOVA KBM	12,003,772	4,146,313	16,150,085	4.05%
11	PROBANKA	7,224,789	8,074,535	15,299,324	3.84%
12	SKB BANKA	12,799,865	6,610	12,806,475	3.21%
13	MP BPH	10,687,944	720,839	11,408,783	2.86%
14	FACTOR BANKA	8,954,389	284,508	9,238,897	2.32%
15	HYPO ALPE-ADRIA-BANK	7,538,140	2,701	7,540,841	1.89%
16	DEŽELNA BANKA SLOVENIJE	6,508,219	314,662	6,822,881	1.71%
17	PFCI	6,501,820	80,172	6,581,992	1.65%
18	PUBLIKUM	6,053,530	45,218	6,098,748	1.53%
19	PERSPEKTIVA BPD	4,557,187	690,155	5,247,342	1.32%
20	KD BPD	4,118,961	872,759	4,991,720	1.25%
21	VERITAS BH	3,431,547	291,991	3,723,538	0.93%
22	BANKA KOPER	2,520,959	9,642	2,530,601	0.64%
23	MOJA DELNICA BPH	2,145,488	15,823	2,161,311	0.54%
24	GORENJSKA BANKA	217,179	15,394	232,573	0.06%
	TOTAL	242,934,904	155,436,974	398,371,878	100.00%



C5) TURNOVER IN YEARS 2007 AND 2008

MONTHLY TURNOVER ON OFFICIAL AND SEMI-OFFICIAL MARKET

Year 2007	Number of trading days	Turnover via BTS (in EUR)		average per bargain	Number of bargains via BTS	
		per year	average per day		per year	average per day
February	19	131,292,486	6,910,131	6,290	20,874	1,099
March	22	169,026,770	7,683,035	8,220	20,563	935
April	18	152,325,686	8,462,538	7,416	20,541	1,141
May	21	152,064,310	7,241,158	6,917	21,985	1,047
June	20	182,500,592	9,125,030	8,814	20,706	1,035
July	22	250,231,975	11,374,181	9,147	27,357	1,244
August	22	239,346,331	10,879,379	8,696	27,523	1,251
September	20	170,336,792	8,516,840	7,557	22,540	1,127
October	22	169,935,944	7,724,361	7,813	21,751	989
November	21	195,474,830	9,308,325	1,000	195,475	9,308
December	18	232,277,692	12,904,316	7,599	30,566	1,698
TOTAL	246	2,226,900,747			454,188	
Average 2007	21	185,575,062	9,066,677	7,247	37,849	1,836
Year 2008						
January	21	193,919,088	9,234,242	5,938	32,658	1,555
February	20	118,914,771	5,945,739	5,328	22,317	1,116
March	19	136,958,456	7,208,340	5,721	23,941	1,260
April	22	199,185,935	9,053,906	6,764	29,448	1,339
TOTAL	82	648,978,250			108,364	
Average 2007	21	162,244,563	7,860,557	5,938	27,091	1,317

TURNOVER BY SECURITIES ON ALL MARKETS OF LJUBLJANA STOCK EXCHANGE IN YEARS 1998 - 2008

Total turnover and number of bargains

Year	Number of trading days	Turnover via BTS (in EUR)		average per bargain	Number of bargains via BTS	
		per year	average per day		per year	average per day
2008	82	648,978,250	7,860,557	5,938	108,364	1,317
2007	246	2,226,900,747	9,052,442	4,903	454,188	1,846
2006	247	996,477,198	4,034,321	4,353	228,941	927
2005	250	579,204,722	2,316,819	2,263	255,908	1,024
2004	255	837,861,029	3,285,730	2,382	351,760	1,379
2003	249	700,844,661	2,814,637	2,058	340,582	1,368
2002	247	1,156,611,591	4,682,638	2,563	451,250	1,827
2001	247	707,615,828	2,864,841	2,221	318,645	1,290
2000	249	1,174,224,149	4,715,760	2,971	395,284	1,587
1999	254	1,397,785,135	5,503,091	3,134	445,966	1,756
1998	252	2,259,292,124	8,965,445	9,531	237,049	941

MONTHLY TURNOVER WITH REGULAR TRADES

Year 2007	Number of	Turnover (in EUR)		average	Number of bargains	
Month	trading days	per month	average per day	per bargain	per month	average per day
March	22	169,026,759	7,683,035	8,220	20,563	935
April	18	152,325,689	8,462,538	7,416	20,541	1,141
May	21	152,064,302	7,241,157	6,917	21,985	1,047
June	20	182,500,587	9,125,029	8,814	20,706	1,035
July	22	250,231,976	11,374,181	9,147	27,357	1,244
August	22	239,346,325	10,879,378	8,696	27,523	1,251
September	20	170,336,787	8,516,839	7,557	22,540	1,127
October	22	165,560,244	7,525,466	7,614	21,745	988
November	21	173,592,488	8,266,309	7,170	24,211	1,153
December	18	208,957,390	11,608,744	6,840	30,550	1,697
TOTAL	225	1,995,235,033			258,595	
Average 2007	20	181,385,003	8,872,073	7,698	23,509	1,156
Year 2008						
January	21	190,153,012	9,054,905	5,824	32,650	1,555
February	20	107,955,016	5,397,751	4,839	22,309	1,115
March	19	116,268,566	6,119,398	4,862	23,912	1,259
April	22	136,791,273	6,217,785	4,651	29,414	1,337
TOTAL	82	551,167,867			108,285	
Average 2008	21	137,791,967	6,697,460	5,044	27,071	1,316

*special segment for trading in securities issued by Republic of Slovenia.

MONTHLY TURNOVER WITH BLOCK TRADES

Year 2007	Number of	Turnover (in EUR)		average	Number of bargains	
Month	trading days	per month	average per day	per bargain	per month	average per day
March	22	61,615,233	2,800,692	648,581	95	4
April	18	55,383,557	3,076,864	576,912	96	5
May	21	117,550,924	5,597,663	1,187,383	99	5
June	20	127,132,156	6,356,608	1,050,679	121	6
July	22	250,988,178	11,408,554	2,240,966	112	5
August	22	78,943,696	3,588,350	631,550	125	6
September	20	117,516,598	5,875,830	1,487,552	79	4
October	22	100,902,748	4,586,489	2,018,055	50	2
November	21	21,882,342	1,042,016	1,458,823	15	1
December	18	23,320,302	1,295,572	1,457,519	16	1
TOTAL	246	1,201,565,674			1,051	
Average 2007	21	100,130,473	4,834,047	1,244,168	88	4
Year 2008						
January	21	3,766,076	179,337	470,760	8	0
February	20	10,959,756	547,988	1,369,970	8	0
March	19	20,689,890	1,088,942	713,444	29	2
April	22	62,394,662	2,836,121	1,835,137	34	2
TOTAL	82	97,810,384			79	
Average 2008	21	24,452,596	1,163,097	1,097,328	20	1

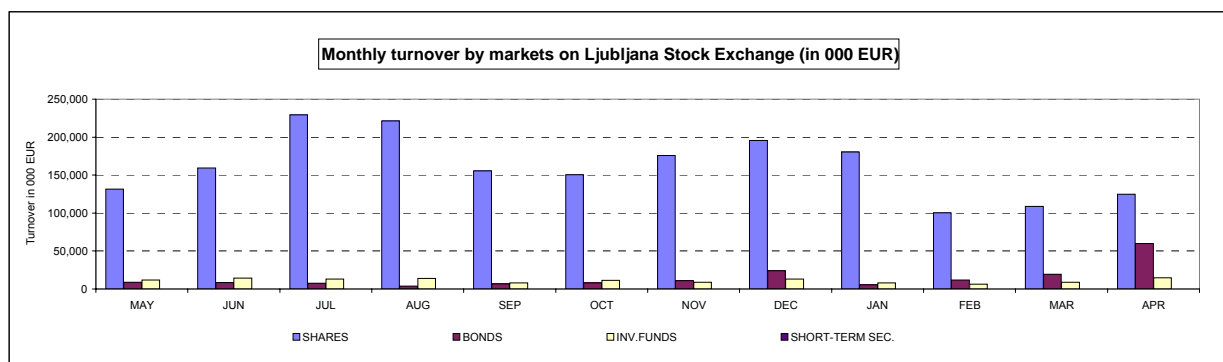
STRUCTURE OF TURNOVER

MONTHLY TURNOVER VIA BTS BY MARKETS ON LJUBLJANA STOCK EXCHANGE (in EUR)

YEAR 2007	OFFICIAL MARKET				SEMI-OFFICIAL MARKET			SHORT-TERM SECURITIES	TOTAL	INDEX % (t-1)
	PRIME MARKET SHARES	SHARES	BONDS	OPEN-END FUNDS	SHARES	BONDS	CLOSE-END FUNDS			
April	82,498,543	38,329,781	2,648,038	10,634,732	8,758,994	2,390,031	7,065,570		152,325,689	90
May	97,279,788	24,161,423	4,304,618	3,398,692	10,122,017	4,342,255	8,455,508		152,064,301	100
June	111,254,111	33,020,032	3,514,538	7,664,298	15,284,572	4,994,920	6,753,234	14,882	182,500,587	120
July	167,438,138	46,182,459	3,221,832	2,277,794	15,793,616	4,362,893	10,955,244		250,231,976	137
August	179,231,570	33,689,711	1,420,640	3,129,065	8,567,786	2,421,087	10,886,466		239,346,325	96
September	119,395,006	26,915,228	1,318,048	1,569,263	9,100,863	5,472,339	6,566,040		170,336,787	71
October	116,762,231	23,798,018	2,159,188	2,392,438	9,850,095	6,045,713	8,928,260		169,935,944	100
November	140,359,243	27,914,915	3,071,952	1,933,576	7,467,433	7,938,447	6,789,265		195,474,831	115
December	86,094,530	97,481,053	11,703,405	2,216,914	11,887,542	12,215,697	10,678,550		232,277,692	119
Total 2007	1,382,248,759	451,751,199	42,751,605	54,344,048	117,976,546	65,038,319	112,771,185	19,048	2,226,900,709	
YEAR 2008										
January	121,560,624	51,408,613	1,188,232	1,392,848	7,378,543	4,279,509	6,710,719	0	193,919,088	83
February	66,784,031	29,315,276	1,200,366	2,116,330	4,323,196	10,795,045	4,380,526	0	118,914,771	61
March	81,011,466	21,336,592	8,021,946	1,016,311	6,305,504	11,551,143	7,715,495	0	136,958,456	115
April	99,772,084	17,743,347	51,048,827	4,147,170	7,215,980	8,782,759	10,475,767	0	199,185,934	145
Total 2008	369,128,206	119,803,828	61,459,371	8,672,658	25,223,223	35,408,455	29,282,508	0	648,978,250	

MONTHLY TURNOVER (BLOCK AND TUVL TRADES EXCLUDED) BY SECURITIES ON LJUBLJANA STOCK EXCHANGE (in EUR)

YEAR 2007	SHARES	BONDS	INVESTMENT FUNDS	SHORT-TERM SECURITIES	TOTAL	INDEX % (t-1)
April	129,587,318	5,038,069	17,700,302	0	152,325,689	90
May	131,563,228	8,646,873	11,854,200	0	152,064,301	100
June	159,558,715	8,509,458	14,417,532	14,882	182,500,587	120
July	229,414,213	7,584,725	13,233,038	0	250,231,976	137
August	221,489,067	3,841,727	14,015,531	0	239,346,325	96
September	155,411,097	6,790,387	8,135,303	0	170,336,787	71
October	150,410,344	8,204,901	11,320,699	0	169,935,944	100
November	175,741,590	11,010,399	8,722,842	0	195,474,831	115
December	195,463,126	23,919,102	12,895,464	0	232,277,692	119
Total 2007	1,951,976,504	107,789,924	167,115,234	19,048	2,226,900,709	
YEAR 2008						
January	180,347,780	5,467,741	8,103,567	0	193,919,088	83
February	100,422,504	11,995,411	6,496,857	0	118,914,771	61
March	108,653,562	19,573,088	8,731,806	0	136,958,456	115
April	124,731,411	59,831,586	14,622,937	0	199,185,934	145
Total 2008	514,155,257	96,867,826	37,955,166	0	648,978,250	



D) MARKET CAPITALISATION

MARKET CAPITALISATION - OFFICIAL MARKET (in EUR)

	30 Apr 2007	31 Dec 2007	31 Mar 2008	30 Apr 2008	Index 30 Apr 2008 / 31 Mar 2008	Index 30 Apr 2008 / 31 Dec 2007	Index 30 Apr 2008 / 30 Apr 2007	Share
SHARES	12,711,883,893	16,881,686,248	12,436,575,758	12,085,689,138	97	72	95	68.99%
PRIME MARKET SHARES	7,510,622,050	12,312,426,558	8,594,012,667	8,457,559,826	98	69	113	48.28%
OTHER SHARES	5,201,261,843	4,569,259,690	3,842,563,091	3,628,129,312	94	79	70	20.71%
Banks	14,264,460	17,473,964	16,622,058	15,453,165	93	88	108	0.13%
Companies	12,697,619,433	16,864,212,285	12,419,953,700	12,070,235,973	97	72	95	99.87%
BONDS	5,561,139,045	4,914,667,705	5,892,039,076	5,314,851,902	90	108	96	30.34%
State	4,635,462,711	3,971,204,364	4,943,811,532	4,400,804,624	89	111	95	82.80%
Banks	881,515,032	903,102,952	909,477,708	875,321,679	96	97	99	16.47%
Companies	44,161,303	40,360,389	38,749,835	38,725,600	100	96	88	0.73%
OPEN-END FUNDS	160,217,148	161,531,185	125,172,323	116,376,952	93	72	73	0.66%
TOTAL	18,433,240,086	21,957,885,139	18,453,787,157	17,516,917,992	95	80	95	100.00%

MARKET CAPITALISATION - SEMI-OFFICIAL MARKET (in EUR)

	30 Apr 2007	31 Dec 2007	31 Mar 2008	30 Apr 2008	Index 30 Apr 2008 / 31 Mar 2008	Index 30 Apr 2008 / 31 Dec 2007	Index 30 Apr 2008 / 30 Apr 2007	Share
SHARES	2,134,068,869	2,858,434,061	2,613,842,910	2,628,926,636	101	92	123	58.02%
Companies	2,134,068,869	2,858,434,061	2,613,842,910	2,628,926,636	101	92	123	100.00%
BONDS	1,018,902,027	1,019,942,842	1,015,591,783	1,037,539,567	102	102	102	22.90%
State	639,368,429	640,639,140	643,327,486	640,951,739	100	100	100	61.78%
Banks	57,209,861	52,000,371	44,960,965	69,460,965	154	134	121	6.69%
Companies	289,713,736	294,693,331	294,693,331	294,516,864	100	100	102	28.39%
Insurance companies	32,610,000	32,610,000	32,610,000	32,610,000	100	100	100	3.14%
CLOSE-END FUNDS	818,698,201	1,021,572,525	840,558,172	864,516,120	103	85	106	19.08%
TOTAL *	3,971,669,097	4,899,949,427	4,469,992,865	4,530,982,324	101	92	114	100.00%

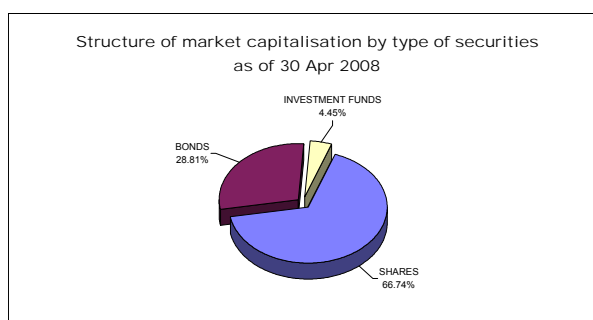
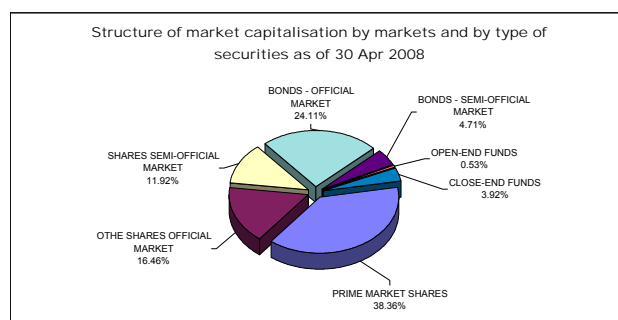
TOTAL SHARES	14,845,952,762	19,740,120,309	15,050,418,668	14,714,615,774	98	75	99	-
---------------------	----------------	----------------	----------------	----------------	----	----	----	---

TOTAL BONDS	6,580,041,072	5,934,610,547	6,907,630,859	6,352,391,470	92	107	97	-
--------------------	---------------	---------------	---------------	---------------	----	-----	----	---

INVESTMENT FUNDS	978,915,349	1,183,103,710	965,730,496	980,893,072	102	83	100	-
-------------------------	-------------	---------------	-------------	-------------	-----	----	-----	---

On 30 Apr 2008, the total market capitalisation of all shares traded, without investment funds, on the Ljubljana Stock Exchange corresponded to 43.9 % of GDP in 2007 - EUR 33,542 million (as reported by Statistical office of the Republic of Slovenia).

1EUR=1,3605 USD as of 30 Apr 2007 | 1EUR=1,4692 USD as of 31 Dec 2007 | 1EUR=1,5812 USD as of 31 Mar 2008 | 1EUR=1,5540 USD as of 30 Apr 2008



D1) MARKET CAPITALISATION OF SHARES - OFFICIAL MARKET

Issue	Number of shares traded	Number of issued shares	Share of traded shares	Price as of 30 Apr 2008	Market capitalisation as of 30 Apr 2008 (in EUR)	Market capitalisation as of 30 Apr 2008 (in USD)
Common shares	-	-	-	-	11,191,697,483	17,391,897,889
PRIME MARKET SHARES					8,457,559,826	13,143,047,970
1 KRKA	35,426,120	35,426,120	100.00%	95.50 EUR	3,383,194,460	5,257,484,191
2 TELEKOM SLOVENIJE	6,535,478	6,535,478	100.00%	245.46 EUR	1,604,198,430	2,492,924,360
3 PETROL	2,086,301	2,086,301	100.00%	627.82 EUR	1,309,821,494	2,035,462,601
4 MERCATOR	3,765,361	3,765,361	100.00%	253.00 EUR	952,636,333	1,480,396,861
5 GORENJE	14,030,000	14,030,000	100.00%	35.89 EUR	503,536,700	782,496,032
6 LUKA KOPER	7,140,000	7,140,000	100.00%	63.76 EUR	455,246,400	707,452,906
7 INTEREUROPA	7,902,413	7,902,413	100.00%	31.50 EUR	248,926,010	386,831,019
OTHER SHARES					2,734,137,657	4,248,849,919
1 NOVA KREDITNA BANKA MARIBOR	23,357,984	23,357,984	100.00%	30.94 EUR	722,696,025	1,123,069,623
2 PIVOVARNA LAŠKO	8,581,972	8,581,972	100.00%	80.45 EUR	690,419,647	1,072,912,132
3 ISTRABENZ	5,180,000	5,180,000	100.00%	88.80 EUR	459,984,000	714,815,136
4 AERODROM LJUBLJANA	1,936,229	1,936,229	100.00%	105.56 EUR	204,388,333	317,619,470
5 ACH	2,735,817	2,735,817	100.00%	63.00 EUR	172,356,471	267,841,956
6 TERME ČATEŽ	497,022	497,022	100.00%	250.00 EUR	124,255,500	193,093,047
7 SALUS, LJUBLJANA	134,980	134,980	100.00%	760.00 EUR	102,584,800	159,416,779
8 ISKRA AVTOELEKTRIKA	1,608,313	1,608,313	100.00%	52.00 EUR	83,632,276	129,964,557
9 ŽITO	355,792	355,792	100.00%	233.96 EUR	83,241,096	129,356,664
10 ETOL	254,619	254,619	100.00%	189.40 EUR	48,224,839	74,941,399
11 DELO PRODAJA	593,549	593,549	100.00%	26.70 EUR	15,847,758	24,627,416
12 MLINOTEST	2,389,177	2,389,177	100.00%	5.00 EUR	11,945,885	18,563,905
13 KOMPAS MTS	594,601	594,601	100.00%	20.05 EUR	11,921,750	18,526,400
14 NIKA	189,876	189,876	100.00%	13.90 EUR	2,639,276	4,101,436
Preferred shares	-	-	-	-	15,453,165	24,014,218
1 PROBANKA	396,235	400,000	99.06%	39.00 EUR	15,453,165	24,014,218
TOTAL SHARES	-	-	-	-	11,207,150,648	17,415,912,108

EXCHANGE RATES 1 EUR 1.5540 USD as of 30 Apr 2008

MARKET CAPITALISATION OF SHARES - SEMI-OFFICIAL MARKET

Issue	Number of shares traded	Number of issued shares	Share of traded shares	Price as of 30 Apr 2008	Market capitalisation as of 30 Apr 2008 (in EUR)	Market capitalisation as of 30 Apr 2008 (in USD)
Common shares	-	-	-	-	2,605,544,557	4,049,016,242
1 HELIOS, DOMŽALE	278,446	278,446	100.00%	1,300.00 EUR	361,979,800	562,516,609
2 NFD HOLDING	33,159,997	33,159,997	100.00%	8.36 EUR	277,217,575	430,796,111
3 KD HOLDING	2,675,640	2,675,640	100.00%	102.10 EUR	273,182,844	424,526,140
4 ZVON ENA HOLDING	12,431,743	12,431,743	100.00%	13.86 EUR	172,303,958	267,760,351
5 KD GROUP	186,436	186,436	100.00%	845.00 EUR	157,538,420	244,814,705
6 LESNINA	76,495	76,495	100.00%	1,712.00 EUR	130,959,440	203,510,970
7 INFOND HOLDING	16,833,414	16,833,414	100.00%	6.71 EUR	112,952,208	175,527,731
8 CINKARNA CELJE	814,626	814,626	100.00%	135.56 EUR	110,430,701	171,609,309
9 AKTIVA NALOŽBE	16,328,251	16,328,251	100.00%	6.00 EUR	97,969,506	152,244,612
10 FINETOL	254,619	254,619	100.00%	270.00 EUR	68,747,130	106,833,040
11 JUTEKS	641,432	641,432	100.00%	95.00 EUR	60,936,040	94,694,606
12 MAKSIMA INVEST	7,451,949	7,451,949	100.00%	7.20 EUR	53,654,033	83,378,367
13 ZVON DVA HOLDING	14,120,934	14,120,934	100.00%	3.37 EUR	47,587,548	73,951,049
14 MAKSIMA HOLDING	6,399,850	6,399,850	100.00%	7.00 EUR	44,798,950	69,617,568
15 DZS	1,494,233	1,494,233	100.00%	28.00 EUR	41,838,524	65,017,066
16 VIPA HOLDING	7,347,565	7,347,565	100.00%	5.00 EUR	36,737,825	57,090,580
17 CENTER NALOŽBE	3,777,004	3,777,004	100.00%	8.16 EUR	30,820,353	47,894,828
18 GRAND HOTEL UNION	1,814,613	1,814,613	100.00%	16.00 EUR	29,033,808	45,118,538
19 MEDVEŠEK PUŠNIK	800,000	800,000	100.00%	34.00 EUR	27,200,000	42,268,800
20 ZLATA MONETA II	8,232,861	8,232,861	100.00%	3.20 EUR	26,345,155	40,940,371
21 MARINA PORTOROŽ	313,932	313,932	100.00%	80.00 EUR	25,114,560	39,028,026
22 TRIGLAV NALOŽBE	13,182,366	13,182,366	100.00%	1.90 EUR	25,046,495	38,922,254
23 ETRA 33	45,423	45,423	100.00%	540.00 EUR	24,528,420	38,117,165
24 TOSAMA	290,000	290,000	100.00%	83.70 EUR	24,273,000	37,720,242
25 NAMA	953,795	953,795	100.00%	23.00 EUR	21,937,285	34,090,541
26 GORENJSKI TISK	963,349	963,349	100.00%	20.00 EUR	19,266,980	29,940,887
27 SLOVENIJALES	273,377	273,604	99.92%	70.00 EUR	19,136,390	29,737,950
28 TOVARNA SLADKORJA ORMOŽ	497,163	497,163	100.00%	37.50 EUR	18,643,613	28,972,174
29 MEDVEŠEK PUŠNIK DZU	75,000	75,000	100.00%	230.00 EUR	17,250,000	26,806,500
30 MODRA LINIJA HOLDING	2,192,411	2,192,411	100.00%	7.80 EUR	17,100,806	26,574,652
31 CETIS	200,000	200,000	100.00%	84.00 EUR	16,800,000	26,107,200
32 HRAM HOLDING	4,346,667	4,346,667	100.00%	3.70 EUR	16,082,668	24,992,466
33 MELAMIN	349,913	349,913	100.00%	41.98 EUR	14,689,348	22,827,246
34 PLAMA - PUR	686,798	686,798	100.00%	21.00 EUR	14,422,758	22,412,966
35 MERCATA	2,891,874	2,891,874	100.00%	4.55 EUR	13,158,027	20,447,573
36 VELANA	1,409,645	1,409,645	100.00%	9.30 EUR	13,109,699	20,372,471
37 JAVOR PIVKA	1,194,700	1,194,700	100.00%	10.01 EUR	11,958,947	18,584,204
38 KS NALOŽBE	3,909,878	3,909,878	100.00%	3.01 EUR	11,768,733	18,288,611
39 M1	3,932,515	3,932,515	100.00%	2.66 EUR	10,460,490	16,255,601
40 NIKO	35,875	35,875	100.00%	290.50 EUR	10,421,688	16,195,302
41 MIP	1,978,742	1,978,742	100.00%	4.90 EUR	9,695,836	15,067,329
42 ALPETOUR POTOVALNA AGENCIJA	385,831	497,847	77.50%	24.00 EUR	9,259,944	14,389,953
43 TRDNJAVA HOLDING	2,593,123	2,593,123	100.00%	3.00 EUR	7,779,369	12,089,139
44 ALPOS	144,913	144,913	100.00%	50.00 EUR	7,245,650	11,259,740
45 KRONA HOLDING	3,295,357	3,295,357	100.00%	2.16 EUR	7,117,971	11,061,327
46 GEA	1,254,960	1,254,960	100.00%	5.00 EUR	6,274,800	9,751,039
47 HIDROTEHNIK	384,472	384,472	100.00%	14.75 EUR	5,670,962	8,812,675
48 TERME DOBRNA	692,542	692,542	100.00%	8.00 EUR	5,540,336	8,609,682
49 ŽELEZARNA RAVNE - MONTER DRAVOGRAD	336,225	336,225	100.00%	16.10 EUR	5,413,223	8,412,148
50 GORIŠKE OPEKARNE	523,634	523,634	100.00%	8.00 EUR	4,189,072	6,509,818
51 SWATY	288,940	288,940	100.00%	12.30 EUR	3,553,962	5,522,857
52 JADRAN	165,302	165,302	100.00%	19.20 EUR	3,173,798	4,932,083

Issue	Number of shares traded	Number of issued shares	Share of traded shares	Price as of 30 Apr 2008	Market capitalisation as of 30 Apr 2008 (in EUR)	Market capitalisation as of 30 Apr 2008 (in USD)
53 SIVENT	1,229,712	1,229,712	100.00%	2.52 EUR	3,098,874	4,815,651
54 INTERTRADE ITA	69,531	69,531	100.00%	40.49 EUR	2,815,310	4,374,992
55 KOŠAKI TMI	43,236	43,236	100.00%	63.00 EUR	2,723,868	4,232,891
56 TRDNJAVA I HOLDING	891,750	891,750	100.00%	3.00 EUR	2,675,250	4,157,339
57 ELMO	708,000	708,000	100.00%	3.70 EUR	2,619,600	4,070,858
58 TEKSTINA	1,127,293	1,127,293	100.00%	2.31 EUR	2,604,047	4,046,689
59 INLES	712,410	712,410	100.00%	3.12 EUR	2,222,719	3,454,106
60 ZDRAVILIŠČE ROGAŠKA	901,581	961,898	93.73%	1.78 EUR	1,604,814	2,493,881
61 LIZ INŽENIRING	123,846	123,846	100.00%	11.35 EUR	1,405,652	2,184,383
62 MKT PRINT	103,954	103,954	100.00%	10.00 EUR	1,039,540	1,615,445
63 JELEN GOSTINSKO PODJETJE	67,798	67,798	100.00%	3.34 EUR	226,445	351,896
64 D NALOŽBE	90,810	90,810	100.00%	2.09 EUR	189,793	294,938
Preferred shares	-	-	-	-	23,382,079	36,335,751
1 KD HOLDING	266,413	266,413	100.00%	50.10 EUR	13,347,291	20,741,691
2 PRVA POKOJNINSKA DRUŽBA	170,000	170,000	100.00%	58.40 EUR	9,928,000	15,428,112
3 ZDRAVILIŠČE ROGAŠKA	28,102	30,000	93.67%	3.80 EUR	106,788	165,948
TOTAL SHARES					2,628,926,636	4,085,351,992

EXCHANGE RATES 1 EUR= 1.5540 USD as of 30 Apr 2008

D2) MARKET CAPITALISATION OF BONDS - OFFICIAL MARKET

Issue	Number of issued bonds	Price as of 30 Apr 2008	Principal amt. as of 30 Apr 2008	Currency of denomination	Market capitalisation as of 30 Apr 2008 (in EUR)	Market capitalisation as of 30 Apr 2008 (in USD)
1 REPUBLIKA SLOVENIJA 59 th ISSUE	25,553,128	98.47	41.73	EUR	1,050,017,151	1,631,726,653
2 REPUBLIKA SLOVENIJA 63 rd ISSUE	1,000,000	98.75	1,000.00	EUR	987,500,000	1,534,575,000
3 REPUBLIKA SLOVENIJA 62 nd ISSUE	9,358,736	96.00	41.73	EUR	374,918,451	582,623,273
4 REPUBLIKA SLOVENIJA 60 th ISSUE	8,833,535	100.90	41.73	EUR	371,941,026	577,996,355
5 REPUBLIKA SLOVENIJA 61 st ISSUE	7,880,699	96.01	41.73	EUR	315,739,993	490,659,949
6 REPUBLIKA SLOVENIJA 57 th ISSUE	6,223,274	103.50	41.73	EUR	268,786,627	417,694,418
7 REPUBLIKA SLOVENIJA 56 th ISSUE	4,841,198	99.30	41.73	EUR	200,609,030	311,746,433
8 REPUBLIKA SLOVENIJA 33 rd ISSUE	248,716	140.00	511.29	EUR	178,032,405	276,662,358
9 REPUBLIKA SLOVENIJA 54 th ISSUE	1,828,310	107.02	41.73	EUR	81,651,312	126,886,138
10 REPUBLIKA SLOVENIJA 53 rd ISSUE	793,402	101.00	100.00	EUR	80,133,602	124,527,618
11 REPUBLIKA SLOVENIJA 38 th ISSUE	688,470	107.50	100.00	EUR	74,010,525	115,012,356
12 NLB 18 th ISSUE	150,000	100.00	417.29	EUR	62,593,500	97,270,299
13 REPUBLIKA SLOVENIJA 48 th ISSUE	564,652	103.00	100.00	EUR	58,159,156	90,379,328
14 REPUBLIKA SLOVENIJA 29 th ISSUE	550,000	102.00	100.00	EUR	56,100,000	87,179,400
15 NLB 15 th ISSUE	131,126	102.20	417.29	EUR	55,921,355	86,901,786
16 NLB 23 rd ISSUE	54,200		1,000.00	EUR	54,200,000	84,226,800
17 NLB 13 th ISSUE	117,335	109.00	417.29	EUR	53,369,367	82,935,997
18 REPUBLIKA SLOVENIJA 26 th ISSUE	500,000	101.00	100.00	EUR	50,500,000	78,477,000
19 REPUBLIKA SLOVENIJA 50 th ISSUE	485,270	97.00	100.00	EUR	47,071,190	73,148,629
20 REPUBLIKA SLOVENIJA 18 th ISSUE	450,166	102.00	100.00	EUR	45,916,932	71,354,912
21 REPUBLIKA SLOVENIJA 23 rd ISSUE	400,000	103.00	100.00	EUR	41,200,000	64,024,800
22 NLB 17 th ISSUE	101,694	96.50	417.29	EUR	40,950,633	63,637,284
23 NLB 19 th ISSUE	100,000	98.00	417.29	EUR	40,894,420	63,549,929
24 BANKA CELJE 10 th ISSUE	370,000	103.00	100.00	EUR	38,110,000	59,222,940
25 POSLOVNI SISTEM MERCATOR	365,400	101.27	100.00	EUR	37,004,058	57,504,306
26 NLB 16 th ISSUE	77,557	99.00	417.29	EUR	32,040,123	49,790,351
27 REPUBLIKA SLOVENIJA 21 st ISSUE	1,122,592	103.00	27.33	EUR	31,600,853	49,107,725
28 NLB 22 nd ISSUE	298,940	100.00	100.00	EUR	29,894,000	46,455,276
29 REPUBLIKA SLOVENIJA 49 th ISSUE	77,979	100.10	380.00	EUR	29,661,652	46,094,207
30 NOVA KBM 8 th ISSUE	70,000	99.50	417.29	EUR	29,064,249	45,165,842
31 NLB 21 st ISSUE	69,500		417.29	EUR	29,001,655	45,068,572
32 NOVA KBM 7 th ISSUE	70,000	98.22	417.29	EUR	28,690,357	44,584,814
33 NLB 11 th ISSUE	26,326	100.90	1,000.00	EUR	26,562,934	41,278,799
34 NOVA KBM 5 th ISSUE	60,000	103.10	417.29	EUR	25,813,559	40,114,271
35 FACTOR BANKA 17 th ISSUE	25,000		1,000.00	EUR	25,000,000	38,850,000
36 REPUBLIKA SLOVENIJA 32 nd ISSUE	238,655	102.00	100.00	EUR	24,342,810	37,828,727
37 NLB 20 th ISSUE	57,100		417.29	EUR	23,827,259	37,027,560
38 ABANKA VIPA 10 th ISSUE	21,000	104.00	1,000.00	EUR	21,840,000	33,939,360
39 REPUBLIKA SLOVENIJA 39 th ISSUE	25,881,142	100.09	0.83	EUR	21,500,681	33,412,058
40 BANKA CELJE 9 th ISSUE	50,000	100.90	417.29	EUR	21,052,281	32,715,244
41 ABANKA VIPA 11 th ISSUE	500,000	99.70	41.73	EUR	20,802,405	32,326,937
42 ABANKA VIPA 12 th ISSUE	500,000	99.50	41.73	EUR	20,760,675	32,262,089
43 ABANKA VIPA 7 th ISSUE	173,000	101.00	100.00	EUR	17,473,000	27,153,042
44 POŠTNA BANKA SLOVENIJE 7 th ISSUE	40,000	104.00	417.29	EUR	17,359,264	26,976,296
45 NLB 14 th ISSUE	17,000	100.00	1,000.00	EUR	17,000,000	26,418,000
46 ABANKA 6 th ISSUE	135,000	101.60	100.00	EUR	13,716,000	21,314,664
47 BANKA CELJE 8 th ISSUE	125,000	100.50	100.00	EUR	12,562,500	19,522,125
48 PROBANKA 7 th ISSUE	120,000	102.00	100.00	EUR	12,240,000	19,020,960
49 FACTOR BANKA 14 th ISSUE	1,216	98.00	10,000.00	EUR	11,916,800	18,518,707
50 FACTOR BANKA 19 th ISSUE	12,155	96.30	1,000.00	EUR	11,705,265	18,189,982
51 POŠTNA BANKA SLOVENIJE 5 th ISSUE	10,000	102.00	1,000.00	EUR	10,200,000	15,850,800
52 ABANKA VIPA 8 th ISSUE	100,000	101.80	100.00	EUR	10,180,000	15,819,720
53 BANKA CELJE 7 th ISSUE	100,000	100.20	100.00	EUR	10,020,000	15,571,080
54 ABANKA VIPA 9 th ISSUE	100,000	99.40	100.00	EUR	9,940,000	15,446,760
55 PROBANKA 8 th ISSUE	92,000	100.00	100.00	EUR	9,200,000	14,296,800
56 FACTOR BANKA 15 th ISSUE	9,000	101.00	1,000.00	EUR	9,090,000	14,125,860
57 PROBANKA 6 th ISSUE	65,000	101.75	100.00	EUR	6,613,750	10,277,768
58 ABANKA VIPA 13 th ISSUE	50,970		100.00	EUR	5,097,000	7,920,738
59 FACTOR BANKA 16 th ISSUE	500		10,000.00	EUR	5,000,000	7,770,000
60 REPUBLIKA SLOVENIJA 44 th ISSUE	106,483	110.90	41.73	EUR	4,927,881	7,657,927
61 POŠTNA BANKA SLOVENIJE 6 th ISSUE	10,000	104.00	417.29	EUR	4,339,816	6,744,074
62 STANOVANJSKI SKLAD RS 3 rd ISSUE	20,000	102.40	175.82	EUR	3,679,232	5,717,526
63 STANOVANJSKI SKLAD RS 2 nd ISSUE	20,000	100.00	93.38	EUR	1,954,053	3,036,599
64 HOTELI BERNARDIN	20,000	103.00	83.57	EUR	1,721,542	2,675,276
65 STANOVANJSKI SKLAD RS 1 st ISSUE	70,965	101.00	11.86	EUR	850,061	1,320,995
66 BANKA VIPA 7 th ISSUE	10,000	102.00	75.00	EUR	765,000	1,188,810
67 BANKA VIPA 6 th ISSUE	10,000	103.60	37.50	EUR	388,500	603,729
68 BANKA VIPA 5 th ISSUE	10,000	100.81	12.50	EUR	126,013	195,823
TOTAL					5,314,851,902	8,259,279,856

EXCHANGE RATES 1 EUR= 1.5540 USD as of 30 Apr 2008

MARKET CAPITALISATION OF BONDS - SEMI-OFFICIAL MARKET

	Issue	Number of issued bonds	Price as of 30 Apr 2008	Principal amt. as of 30 Apr 2008	Currency of denomination	Market capitalisation as of 30 Apr 2008 (in EUR)	Market capitalisation as of 30 Apr 2008 (in USD)
1	SLOVENSKA ODŠKODNINSKA DRUŽBA 2 nd ISSUE	14,055,683	102.52	44.48	EUR	640,951,739	996,039,002
2	DARS 2 nd ISSUE	148,000		417.29	EUR	61,758,920	95,973,362
3	DARS	134,300	109.00	417.29	EUR	61,085,831	94,927,382
4	DARS 3 rd ISSUE	102,000	102.00	417.29	EUR	43,414,852	67,466,679
5	KD HOLDING 1 st ISSUE	400,000	102.50	100.00	EUR	41,000,000	63,714,000
6	KD HOLDING 2 nd ISSUE	400,000	98.50	100.00	EUR	39,400,000	61,227,600
7	ZAVAROVALNICA TRIGLAV 1 st ISSUE	30,000	108.70	1,000.00	EUR	32,610,000	50,675,940
8	PROBANKA 9 th ZDAJA	250,000	98.00	100.00	EUR	24,500,000	38,073,000
9	CIMOS 1 st ISSUE	200,000	102.80	100.00	EUR	20,560,000	31,950,240
10	FACTOR BANKA 11 th ISSUE	13,000	103.70	1,000.00	EUR	13,481,000	20,949,474
11	FACTOR BANKA 12 th ISSUE	2,500,000	96.90	4.17	EUR	10,101,825	15,698,236
12	KB1909 1 st ISSUE	10,000	102.50	800.00	EUR	8,200,000	12,742,800
13	POTEZA NALOŽBE	100,000	100.60	75.46	EUR	7,590,793	11,796,093
14	FACTOR BANKA 8 th ISSUE	6,300	99.80	1,000.00	EUR	6,287,400	9,770,620
15	FACTOR BANKA 9 th ISSUE	5,927	99.00	1,000.00	EUR	5,867,730	9,118,452
16	DEOS 1 st ISSUE	58,259	100.02	100.00	EUR	5,827,065	9,055,259
17	FMR	50,000	103.00	100.00	EUR	5,150,000	8,003,100
18	BANKA ZASAVJE 3 rd ISSUE	5,000	100.53	1,000.00	EUR	5,026,500	7,811,181
19	FACTOR BANKA 6 th ISSUE	10,000	100.00	419.65	EUR	4,196,510	6,521,377
20	SIP STROJNA INDUSTRIJA 1 st ISSUE B SERIES	17,250		30.69	EUR	529,403	822,691
	TOTAL					1,037,539,567	1,612,336,488

EXCHANGE RATES	1 EUR=	1.5540	USD as of 30 Apr 2008
-----------------------	--------	--------	-----------------------

D3) MARKET CAPITALISATION OF INVESTMENT FUNDS

MARKET CAPITALISATION OF OPEN-END FUNDS

	Mutual fund	Number of coupons traded	Price as of 30 Apr 2008	Market capitalisation as of 30 Apr 2008 (in EUR)	Market capitalisation as of 30 Apr 2008 (in USD)
1	PROBANKA GLOBALNI NALOŽBENI SKLAD	111,326,261	0.770 EUR	85,721,221	133,210,777
2	MP-BALKAN.SI	444,584	53.11 EUR	23,611,856	36,692,825
3	MP-EUROSTOCK.SI	1,195,904	5.89 EUR	7,043,875	10,946,181
	TOTAL			116,376,952	180,849,783

EXCHANGE RATES 1 USD= 1.5540 USD as of 30 Apr 2008

MARKET CAPITALISATION OF CLOSE-END FUNDS

	Investment company	Number of shares traded	Price as of 30 Apr 2008	Market capitalisation as of 30 Apr 2008 (in EUR)	Market capitalisation as of 30 Apr 2008 (in USD)
1	NFD 1 DELNIŠKI INVESTICIJSKI SKLAD	160,580,300	2.40 EUR	385,392,720	598,900,287
2	KD ID	9,181,542	13.31 EUR	122,206,324	189,908,628
3	INFOND ID	8,132,314	13.30 EUR	108,159,776	168,080,292
4	MAKSIMA ID	7,811,823	13.10 EUR	102,334,881	159,028,406
5	KRONA SENIOR ID	7,316,086	9.92 EUR	72,575,573	112,782,441
6	ZVON ENA ID	2,277,577	17.19 EUR	39,151,549	60,841,507
7	INFOND ID 1	4,956,471	7.00 EUR	34,695,297	53,916,492
	TOTAL			864,516,120	1,343,458,051

EXCHANGE RATES 1 EUR= 1.5540 USD as of 30 Apr 2008

E) OTHER

E1) INDICATORS AS OF 31 MARCH 2008

ISSUE	Price as of 30 Apr 2008	Total net profit (loss) in 000 SIT in 2006 or 2007	Earning per share as of 31 Dec 2006 or 31 Dec 2007	P / E ⁽¹⁾	Dividend for 2006	Dividend yield	Book value as of 31 Dec 2006 or 31 Dec 2007	P / B ⁽¹⁾	Turnover ratio ⁽²⁾
PRIME MARKET SHARES									
Gorenje	35.89 EUR	22,672 EUR	1.90 EUR	18.89	0.420 EUR	1.17%	24.32 EUR	1.48	22.22%
Intereuropa	31.50 EUR	26,063 EUR	3.298 EUR	9.55	0.83 EUR	2.63%	22.04 EUR	1.43	17.61%
Krka ⁽⁷⁾	95.50 EUR	132,552 EUR	3.92 EUR	24.35	0.80 EUR	0.84%	19.27 EUR	4.96	14.96%
Luka Koper ⁽⁴⁾	63.76 EUR	30,124 EUR	2.15 EUR	29.63	1.09 EUR	1.71%	24.13 EUR	2.64	18.80%
Mercator	253.00 EUR	43,755 EUR	11.79 EUR	21.46	4.00 EUR	1.58%	183.37 EUR	1.38	9.87%
Petrol	627.82 EUR	53,256 EUR	25.84 EUR	24.30	5.50 EUR	0.88%	24.06 EUR	26.09	15.51%
Telekom Slovenije	245.46 EUR	88,340 EUR	13.58 EUR	18.08	6.13 EUR	2.50%	162.78 EUR	1.51	8.60%
PRIME MARKET AVERAGE				21.48		1.41%		2.29	
ACH ⁽⁵⁾	63.00 EUR	19,155 EUR	6.77 EUR	9.31	0.63 EUR	1.00%	44.99 EUR	1.40	9.10%
Aerodrom ⁽⁴⁾	105.56 EUR	16,702 EUR	4.40 EUR	24.00	1.10 EUR	1.04%	29.05 EUR	3.63	22.36%
Delo Prodaja ⁽⁶⁾	26.70 EUR	4,884 EUR	8.534 EUR	3.13	0.67 EUR	2.51%	38.77 EUR	0.69	4.39%
Etol ⁽⁵⁾	189.40 EUR	3,242 EUR	13.41 EUR	14.12103	5.63 EUR	2.97%	239.85 EUR	0.79	5.40%
Iskra Avtoelektrika	52.00 EUR	4,662 EUR	2.904 EUR	17.90	0.55 EUR	1.06%	28.07 EUR	1.85	2.00%
Istrabenz	88.80 EUR	112,647 EUR	21.75 EUR	4.08	0.65 EUR	0.73%	78.60 EUR	1.13	9.89%
Kompas MTS ⁽⁵⁾	20.05 EUR	3,144 EUR	1.76 EUR	11.38			82.14 EUR	0.24	0.25%
Minotest ⁽⁵⁾	5.00 EUR	(713 EUR)	(0.30 EUR)	⁽³⁾	0.10 EUR	2.00%	10.20 EUR	0.49	0.41%
Nika ⁽⁵⁾	13.90 EUR	118 EUR	0.620 EUR	22.43			20.34 EUR	0.68	0.16%
Nova KBM ^{(5) (8)}	30.94 EUR	32,882 EUR	1.41 EUR	21.93	0.66 EUR	2.12%	13.28 EUR	2.33	46.58%
Pivovarna Laško ⁽⁵⁾	80.45 EUR	18,760 EUR	2.17 EUR	37.15	0.40 EUR	0.50%	191.27 EUR	0.42	16.31%
Salus ⁽⁵⁾	760.00 EUR	14,385 EUR	114.00 EUR	6.67	25.00 EUR	3.29%	421.33 EUR	1.80	3.57%
Sava	437.74 EUR	39,293 EUR	19.61 EUR	22.32	2.80 EUR	0.64%	270.75 EUR	1.62	5.44%
Terme Čatež ⁽⁵⁾	250.00 EUR	5,755 EUR	11.74 EUR	21.29	2.19 EUR	0.88%	156.18 EUR	1.60	2.09%
Žito ⁽⁵⁾	233.96 EUR	4,299 EUR	12.20 EUR	19.18	4.20 EUR	1.80%	184.78 EUR	1.27	19.64%
MARKET AVERAGE ⁽⁵⁾				18.23		1.32%		2.06	

Calculated on the basis of last audit consolidated financial statements. Average number of shares traded in last 2 years has been used for the calculations.

(1) P / E = price / earnings per share, P / B = price / book value

(2) Yearly turnover / average market capitalisation on 30 Apr 2008, 31 Oct 2007 and 30 Apr 2008.

(3) Not applicable.

(4) By Aerodrom and Luka Koper P / E is calculated on all shares.

(5) Market average is obtained from the audited consolidated annual reports for 2006.

Average P/E = total market capitalisation of common shares listed on prime market or official market 30 Apr 2008 / total net profit of companies listed on prime market or official market (in 2006 or 2007), adjusted with share of listed securities.

Average div. yield = total dividends, paid by the companies listed on prime market or official market in year 2007, adjusted with share of listed securities / total market capitalisation of common shares on prime market or official market (30 Apr 2008), adjusted with share of listed securities.

(6) Calculated on the basis of audit consolidated financial statements based on Slovene accounting standards.

(7) Figures adjusted due to stock split 1:10

(8) Figures adjusted due to stock split 1:8

E2) RECORD VALUES

RECORD DAILY TURNOVER IN 2008

17 Apr 2008

	Turnover (in EUR)	Number of bargains	Volume in pieces
Order book trades	11,086,847	2,119	244,609
Cross trades (excluding block trades)	706,507	156	11,707
Block trades	15,955,929	3	380,072
Total	27,749,283	2,278	636,388

MAX AND MIN VALUE OF TURNOVER AND INDICES

	In 2008		1989-2007	
Monthly turnover - block trades excluded (in 000 EUR)	199,185.94	April	250,231.98	July 2006
Daily turnover - block trades excluded (in 000 EUR)	27,749.28	17 Apr 2008	42,083.43	10 Dec 2007
Number of bargains per day - block trades excluded	3,483.00	23 Jan 2008	6,391.00	27 Dec 2002
Value of block trade (in 000 EUR)	8,757.87	18 Apr 2008	75,012.95	23 Nov 2005
Max value of SBI 20 index	11,408.00	4 Jan 2008	12,242.01	31 Aug 2007
Min value of SBI 20 index	7,368.49	15 Apr 2008	891.93	10 Sep 1996
Max value of SBI TOP index	2,520.56	4 Jan 2008	2,674.69	31 Aug 2007
Min value of SBI TOP index	1,613.99	15 Apr 2008	534.14	8 Jul 2003
Max value of PIX index	7,371.12	3 Jan 2008	7,464.19	24 Dec 2007
Min value of PIX index	5,745.73	16 Apr 2008	965.15	29 Apr 1999
Max value of BIO index	117.50	13 Feb 2008	123.41	7 Oct 2005
Min value of BIO index	116.50	25 Jan 2008	100.46	5 Jul 1995
Other				
Market capitalisation of shares in EURm	17,923.60	31 Jan 2008	19,806	31 Aug 2007
Share in turnover of foreign investors	6.23%	31 Mar 2008	19.68%	31 Dec 2002

E3) NEW LISTED AND DELISTED SECURITIES AND CHANGES IN 2008

NEW LISTED SECURITIES

OFFICIAL MARKET

BONDS

Issuer	Trading code	Nomin. value of issue	Issue	Listing date	First trading day
REPUBLIKA SLOVENIJA	RS63	1,000,000,000 EUR	63 rd issue	8 Feb 2008	11 Feb 2008
FACTOR BANKA	FB16	5,000,000 EUR	16 th issue	12 Mar 2008	19 Mar 2008
FACTOR BANKA	FB19	12,155,000 EUR	19 th issue	12 Mar 2008	19 Mar 2008

SEMI-OFFICIAL MARKET

SHARES

Issuer	Trading code	Type of share	Listing date	First trading day
SIVENT	SING	common	21 Feb 2008	27 Feb 2008
FINETOL	FINR	common	25 Feb 2008	29 Feb 2008
D NALOŽBE	DFNR	common	26 Mar 2008	28 Mar 2008

BONDS

Issuer	Trading code	Nominal value of issue	Issue	Listing date	First trading day
PROBANKA	PRB9	25,000,000 EUR	9 th issue	11 Apr 2008	16 Apr 2008

DELISTED SECURITIES

PRIME MARKET

SHARES

Issuer	Trading code	Type of share	Delisting date
MERKUR	MER	common	7 Mar 2008

OFFICIAL MARKET

SHARES

Issuer	Trading code	Type of share	Delisting date
GEODETSKI ZAVOD SLOVENIJE	GZRG	common	7 Jan 2008

EXTENDED LISTING OF SECURITIES

OFFICIAL MARKET

SHARES

Issuer	Trading code	Type of share	Number of shares before extension	Number of shares after extension	Extension date
PIVOVARNA LAŠKO	PILR	common	8,578,391	8,581,972	17 Jan 2008

SEMI-OFFICIAL MARKET

SHARES

Issuer	Trading code	Type of share	Number of shares before extension	Number of shares after extension	Extension date
MP BPH	MPLR	common	80,000	800,000	14 Jan 2008 - split 1:10

REDUCED LISTING OF SECURITIES

OFFICIAL MARKET

SHARES

Issuer	Trading code	Type of share	Number of shares before reduction	Number of shares after reduction	Reduction date
TERME ČATEŽ	TCRG	common	597,916	497,022	7 Mar 2008
ACH	ACLG	common	2,886,877	2,735,817	17 Apr 2008

BONDS

Issuer	Trading code	Issue	Number of bonds before reduction	Number of bonds after reduction	Reduction date
REPUBLIKA SLOVENIJA	RS38	38 th issue	820,216	688,470	3 Mar 2008
REPUBLIKA SLOVENIJA	RS54	54 th issue	3,000,000	1,957,000	3 Mar 2008
REPUBLIKA SLOVENIJA	RS57	57 th issue	6,629,324	6,223,274	3 Mar 2008
REPUBLIKA SLOVENIJA	RS44	44 th issue	296,493	183,396	11 Mar 2008
REPUBLIKA SLOVENIJA	RS50	50 th issue	571,596	531,370	11 Mar 2008
REPUBLIKA SLOVENIJA	RS54	54 th issue	1,957,000	1,828,310	11 Mar 2008
REPUBLIKA SLOVENIJA	RS18	18 th issue	500,000	450,166	11 Apr 2008
REPUBLIKA SLOVENIJA	RS44	44 th issue	183,396	106,483	11 Apr 2008
REPUBLIKA SLOVENIJA	RS48	48 th issue	600,000	564,652	11 Apr 2008
REPUBLIKA SLOVENIJA	RS50	50 th issue	531,370	485,270	11 Apr 2008
REPUBLIKA SLOVENIJA	RS53	53 th issue	821,939	793,402	11 Apr 2008

SEMI-OFFICIAL MARKET

SHARES

Issuer	Trading code	Type of share	Number of shares before reduction	Number of shares after reduction	Reduction date
TOSAMA	TODG	common	295,670	290,000	20 Mar 2008

EXPIRED BONDS

Issuer	Trading code	Issue	Market	Last trading day
BANKA CELJE	BCE6A	6 th issue	official market	8 Feb 2007
FACTOR BANKA	FB13	13 th issue	semi-official market	21 Mar 2008
REPUBLIKA SLOVENIJA	RS52	52 nd issue	official market	1 Apr 2008
REPUBLIKA SLOVENIJA	RS58	58 th issue	official market	10 Apr 2008
NOVA LJUBLJANSKA BANKA	NLB12	12 th issue	official market	24 Apr 2008

CHANGES IN NOMINAL VALUE

ISSUER	Past nominal value	Present nominal value	Number of shares traded	New trading code	Market	Change date
TERME ČATEŽ	6,000 SIT	no-par value	497,022	TCRG (no change)	official	12 Mar 2008
TOSAMA	10,000 SIT	no-par value	290,000	TODG (no change)	semi-official	21 Mar 2008
ACH	1,000 SIT	no-par value	2,735,817	ACLG (no change)	official	16 Apr 2008

F) LIST OF SECURITIES

F1) OFFICIAL MARKET (1)

CORPORATE BONDS

	Issuer	Trading code	First trading day	Nominal value of issue traded	Coupon interest rate	Maturity	Sector
1	ABANKA VIPA	AB06	25 Nov 2002	13,500,000 EUR	5.9% p.a.	2002-2009	banking
2	ABANKA VIPA	AB07	30 Oct 2003	17,300,000 EUR	5.3% p.a.	2003-2010	banking
3	ABANKA VIPA	AB08	16 Oct 2006	10,000,000 EUR	4.9% p.a.	2003-2011	banking
4	ABANKA VIPA	AB09	16 Oct 2006	10,000,000 EUR	4.7% p.a.	2003-2011	banking
5	ABANKA VIPA	AB10	16 Oct 2006	21,000,000 EUR	4.6% p.a.	2004-2011	banking
6	ABANKA VIPA	AB11	30 Jun 2006	20,865,000 EUR	4.0% p.a.	2005-2010	banking
7	ABANKA VIPA	AB12	30 Jun 2006	20,865,000 EUR	3.8% p.a.	2005-2010	banking
8	ABANKA VIPA	AB13	23 Feb 2007	5,097,000 EUR	6m EURIBOR + 50 b.p.	2006-2008	banking
9	ABANKA VIPA	VIP5	24 Dec 1998	2,000,000 EUR	6% p.a.	1998-2008	banking
10	ABANKA VIPA	VIP6	6 Mar 2000	2,000,000 EUR	5.5% p.a.	1999-2009	banking
11	ABANKA VIPA	VIP7	19 July 2001	2,000,000 EUR	6.2% p.a.	2001-2010	banking
12	BANKA CELJE	BCE9	16 Oct 2006	20,864,500 EUR	3.8% p.a.	2005-2010	banking
13	BANKA CELJE	BCE7	17 Nov 2003	10,000,000 EUR	5.15% p.a.	2003-2010	banking
14	BANKA CELJE	BCE8	26 Oct 2004	12,500,000 EUR	4.9% p.a.	2004-2011	banking
15	BANKA CELJE	BCE10	12 Sep 2007	37,000,000 EUR	5.0% p.a.	2007-2017	banking
16	FACTOR BANKA	FB14	7 Mar 2007	12,160,000 EUR	4.0% p.a.	2006-2012	banking
17	FACTOR BANKA	FB15	4 May 2007	9,000,000 EUR	6m EURIBOR + 1.05% p.a.	2006-2012	banking
18	FACTOR BANKA	FB16	19 Mar 2008	5,000,000 EUR	5.75% p.a.	2007-openend	banking
19	FACTOR BANKA	FB17	2 Oct 2007	25,000,000 EUR	6m EURIBOR + 60 b.p.	2007-2011	banking
20	FACTOR BANKA	FB19	19 Mar 2008	12,155,000 EUR	6m EURIBOR + 95 b.p.	2007-2010	banking
21	HOTELI BERNARDIN	HTB1E	28 June 1999	10,225,800 EUR	8.5% p.a.	1999-2009	hotel and restaurant activities
22	NOVA KBM	KBM5	26 Oct 2004	25,037,400 EUR	5.3% p.a.	2004-2009	banking
23	NOVA KBM	KBM7	30 Jun 2005	29,210,300 EUR	4.1% p.a.	2004-2011	banking
24	NOVA KBM	KBM8	30 Jun 2005	29,210,300 EUR	3.9% p.a.	2005-2010	banking
25	NOVA LJUBLJANSKA BANKA	NLB11	18 Jun 2003	26,326,000 EUR	5.1% p.a.	2002-2009	banking
26	NOVA LJUBLJANSKA BANKA	NLB13	14 Nov 2003	48,962,722 EUR	7% p.a.	2003-2013	banking
27	NOVA LJUBLJANSKA BANKA	NLB14	16 Oct 2006	17,000,000 EUR	5% p.a.	2003-2008	banking
28	NOVA LJUBLJANSKA BANKA	NLB15	16 Oct 2006	54,717,569 EUR	4.8% p.a.	2004-2012	banking
29	NOVA LJUBLJANSKA BANKA	NLB16	30 Jun 2005	32,363,761 EUR	4.0% p.a.	2004-2009	banking
30	NOVA LJUBLJANSKA BANKA	NLB17	30 Jun 2005	42,435,889 EUR	3.85% p.a.	2005-2011	banking
31	NOVA LJUBLJANSKA BANKA	NLB18	29 Dec 2005	62,593,500 EUR	4.15% p.a.	2005-2015	banking
32	NOVA LJUBLJANSKA BANKA	NLB19	29 Dec 2005	41,729,000 EUR	4.0% p.a.	2005-2016	banking
33	NOVA LJUBLJANSKA BANKA	NLB20	25 Aug 2006	23,827,259 EUR	3.75% p.a. first 3 years, then 6m EURIBOR + 30 b.p.	2006-2013	banking
34	NOVA LJUBLJANSKA BANKA	NLB21	27 Dec 2006	29,001,655 EUR	4.0% p.a.	2006-2009	banking
35	NOVA LJUBLJANSKA BANKA	NLB22	11 Jan 2007	29,894,000 EUR	6m EURIBOR + 25 b.p.	2006-2011	banking
36	NOVA LJUBLJANSKA BANKA	NLB23	28 Nov 2007	54,200,000 EUR	3m EURIBOR + 20 b.p.	2007-2012	banking commerce industry, agriculture
37	POŠTNOVI SISTEM MERCATOR	ME01	16 Oct 2006	36,540,000 EUR	4.8% p.a.	2004-2011	banking
38	POŠTNA BANKA SLOVENIJE	PBS5	16 Oct 2006	10,000,000 EUR	4.8% p.a.	2004-2008	banking
39	POŠTNA BANKA SLOVENIJE	PBS6	16 Oct 2006	4,172,900 EUR	4.4% p.a.	2004-2012	banking
40	POŠTNA BANKA SLOVENIJE	PBS7	16 Oct 2006	16,691,600 EUR	4.7% p.a.	2004-2011	banking
41	PROBANKA, MARIBOR	PRB6	16 Oct 2006	6,500,000 EUR	5.7% p.a.	2002-2008	banking
42	PROBANKA, MARIBOR	PRB7	16 Oct 2006	12,000,000 EUR	5.2% p.a.	2004-2010	banking
43	PROBANKA, MARIBOR	PRB8	16 Mar 2007	9,200,000 EUR	3.9% p.a.	2006-2012	banking
44	STANOVANJSKI SKLAD RS	SSR1E	4 Jul 1996	3,628,440 EUR	6% p.a.	1995-2010	national mortgage agency
45	STANOVANJSKI SKLAD RS	SSR2	30 Jun 1998	8,345,800 EUR	7.2% p.a. + TOM	1998-2008	national mortgage agency
46	STANOVANJSKI SKLAD RS	SSR3	16 Oct 2006	8,345,800 EUR	TOM + 6.10% p.a.	2001-2011	national mortgage agency

MUNICIPAL and GOVERNMENT BONDS

	Issuer	Trading code	First trading day	Nominal value of issue traded	Coupon interest rate	Maturity	Sector
1	REPUBLIC OF SLOVENIA	RS18	15 May 2000	45,016,600 EUR	6% p.a.	2000-2010	government bond
2	REPUBLIC OF SLOVENIA	RS21	18 Nov 2002	49,391,628 EUR	1% p.a. + TOM	2001-2015	government bond
3	REPUBLIC OF SLOVENIA	RS23	20 Feb 2001	40,000,000 EUR	6% p.a.	2001-2011	government bond
4	REPUBLIC OF SLOVENIA	RS26	14 June 2001	50,000,000 EUR	5.375% p.a.	2001-2011	government bond
5	REPUBLIC OF SLOVENIA	RS29	25 Jan 2002	55,000,000 EUR	5.375% p.a.	2002-2012	government bond
6	REPUBLIC OF SLOVENIA	RS32	25 Jan 2002	23,865,500 EUR	5.375% p.a.	2002-2012	government bond
7	REPUBLIC OF SLOVENIA	RS33	9 Apr 2002	127,166,004 EUR	8% p.a.	2002-2022	government bond
8	REPUBLIC OF SLOVENIA	RS38	30 Apr 2002	68,847,000 EUR	5.63% p.a.	2002-2017	government bond
9	REPUBLIC OF SLOVENIA	RS39	18 Nov 2002	117,463,608 EUR	1% p.a. + TOM	2002-2008	government bond
10	REPUBLIC OF SLOVENIA	RS44	29 Nov 2002	4,443,536 EUR	6.65% p.a.	2002-2012	government bond
11	REPUBLIC OF SLOVENIA	RS48	10 Dec 2002	56,465,200 EUR	4.75% p.a.	2002-2012	government bond
12	REPUBLIC OF SLOVENIA	RS49	22 Jan 2003	29,632,020 EUR	4.75% p.a.	2003-2022	government bond
13	REPUBLIC OF SLOVENIA	RS50	11 Mar 2003	48,527,000 EUR	4.50% p.a.	2003-2013	government bond
14	REPUBLIC OF SLOVENIA	RS53	17 Apr 2003	79,340,200 EUR	4.875% p.a.	2003-2018	government bond
15	REPUBLIC OF SLOVENIA	RS54	29 Oct 2003	76,295,376 EUR	5.75% p.a.	2003-2013	government bond
16	REPUBLIC OF SLOVENIA	RS56	24 Feb 2004	202,023,193 EUR	4.875% p.a.	2004-2009	government bond
17	REPUBLIC OF SLOVENIA	RS57	29 Mar 2004	259,697,224 EUR	4.875% p.a.	2004-2014	government bond
18	REPUBLIC OF SLOVENIA	RS59	2 Feb 2005	1,066,332,031 EUR	4% p.a.	2005-2016	government bond
19	REPUBLIC OF SLOVENIA	RS60	14 Apr 2005	368,623,416 EUR	3.5% p.a.	2005-2010	government bond
20	REPUBLIC OF SLOVENIA	RS61	24 Jan 2006	328,861,569 EUR	3.25% p.a.	2006-2011	government bond
21	REPUBLIC OF SLOVENIA	RS62	24 Jan 2006	390,540,053 EUR	3.5% p.a.	2005-2017	government bond
22	REPUBLIC OF SLOVENIA	RS63	11 Feb 2008	1,000,000,000 EUR	4.375% p.a.	2008-2019	government bond

TOM (abbreviation for: "temeljna obrestna mera" - base interest rate) - indexation factor, calculated as twelve month average of monthly consumer price index

F1) OFFICIAL MARKET (2)

COMMON SHARES

PRIME MARKET SHARES

	Issuer	Trading code	First trading day	Nominal value of issue listed	Number of shares traded	Isin code	Sector
			10 Nov 2000 (2) June 1998 free market)				
1	GORENJE, VELENJE	GRVG		no par value	14,030,000	SI 003110407 6	household appliances
2	INTEREUROPA, KOPER	IEKG	12 Jan 1998	no par value	7,902,413	SI 003110009 0	retail trade
3	LUKA KOPER	LKPG	20 Nov 1996	no par value	7,140,000	SI 003110134 6	transport
4	KRKA TOVARNA ZDRAVIL, NOVO MESTO	KRKG	4 Nov 1997	no par value	35,426,120	SI 003110212 0	pharmaceutical & chemical industry
5	MERCATOR, LJUBLJANA	MELR	22 Dec 1997	37,653,610,000 EUR	3,765,361	SI 003110008 2	commerce industry, agriculture
6	PETROL, LJUBLJANA	PETG	5 May 1997	12,517,806,000 EUR	2,086,301	SI 003110215 3	crude-oil and gas trade
7	TELEKOM SLOVENIJE	TLSG	2 Oct 2006	no par value	6,535,478	SI 003110429 0	telecommunication

SHARES

	Issuer	Trading code	First trading day	Nominal value of issue listed	Number of shares traded	Isin code	Sector
1	AERODROM, LJUBLJANA	AELG	8 Oct 1997	no par value	1,936,229	SI 003110327 6	airport services
2	ACH, LJUBLJANA	ACLG	24 Jan 2006	no par value	2,735,817	SI 003110152 8	distributors
3	DELO PRODAJA	DPRG	12 Feb 2001	no par value	593,549	SI 003110707 9	trade
4	ETOL, CELJE	ETOG	21 Feb 1997	no par value	254,619	SI 003110133 8	essential oils and fragrances production
5	ISKRA AVTOELEKTRIKA	IALG	16 Oct 2006	no par value	1,608,313	SI 003110704 6	production of electrical equipment for machinery and vehicles
6	ISTRABENZ, KOPER	ITBG	16 June 1997	no par value	5,180,000	SI 003110207 0	holding companies management
7	KOMPAS MTS	MTSG	8 Dec 2000	no par value	594,601	SI 003110370 6	catering service, border-crossing and tourist services
8	MLINOTEST, AJDOVŠČINA	MAJG	3 Apr 2000	no par value	2,389,177	SI 003110820 0	food processing industry
9	NIKA, BREŽICE	NIKN	23 June 1992	no par value	189,876	SI 003110079 3	financial consultancy and services
10	NOVA KBM	KBMR	10 Dec 2007	no par value	23,357,984	SI 002110405 2	banking
11	PIVOVARNA LAŠKO	PILR	1 Feb 2000	no par value	8,581,972	SI 003110741 8	brewery
12	SALUS, LJUBLJANA	SALR	16 Jan 1992	134,980,000 EUR	134,980	SI 003110568 5	full-line pharmaceutical wholesale
13	SAVA, KRANJ	SAVA	6 Jan 2000	20,069,870,000 EUR	2,006,987	SI 003110845 7	chemicals
14	TERME ČATEŽ	TCRG	26 Aug 1993	no par value	497,022	SI 003110063 7	health resort
15	ŽITO, LJUBLJANA	ZTOG	20 Mar 2000	no par value	355,792	SI 003110844 0	flour, bread, pasta and sweets production

PREFERRED SHARES

	Issuer	Trading code	First trading day	Nominal value of issue listed	Number of shares traded	Isin code	Sector
1	PROBANKA, MARIBOR	PRBP	30 Mar 1993	no par value	396,235	SI 002120040 5	banking

OPEN-END FUNDS

	Open-end fund	Trading code	First trading day	Value of first trade	Number of coupons on first trading day	Isin code	Type
1	MP-BALKAN.SI	MPBL	24 Nov 2006	62.36	82,689	SI 002140002 1	mutual fund
2	MP-EUROSTOCK.SI	MPEU	16 Jun 2006	5.47	728,413	SI 002140001 3	mutual fund / ETF
3	Probanka globalni naložbeni sklad	PBGS	24 Nov 2006	0.710	142,885,835	SI 002140003 9	mutual fund

F2) SEMI-OFFICIAL MARKET (1)

CORPORATE BONDS

	Issuer	Trading code	First trading day	Nominal value of issue traded	Interest rate	Maturity	Sector
1	BANKA ZASAVJE	BZ03	27 Jul 2004	5,000,000 EUR	4.5% p.a.	2004-2011	banking
2	CIMOS	CIM1	21 Jul 2005	20,000,000 EUR	5.75% p.a.	2004-2011	automobile industry
3	DARS	DRS1	30 Dec 2004	56,042,047 EUR	5.1% p.a.	2004-2024	performing financial engineering, preparatory, organization and policy making of building, maintenance of road network and management of super highways in Republic of Slovenia
4	DARS	DRS2	8 Nov 2005	61,758,920 EUR	4.5% p.a.	2005-2025	performing financial engineering, preparatory, organization and policy making of building, maintenance of road network and management of super highways in Republic of Slovenia
5	DARS	DRS3	3 Feb 2006	42,563,580 EUR	4.0% p.a.	2005-2020	performing financial engineering, preparatory, organization and policy making of building, maintenance of road network and management of super highways in Republic of Slovenia
6	DEOS	DEO1	28 Sep 2005	5,825,900 EUR	6% p.a.	2004-2014	the construction and maintenance of safe homes
7	FMR	FMR1	5 May 2005	5,000,000 EUR	4.6% p.a.	2004-2009	holding companies management
8	FACTOR BANKA	FB06	23 May 2005	4,196,510 EUR	2% + 6month EURIBOR	2002-2009	banking
9	FACTOR BANKA	FB08	10 May 2005	6,300,000 EUR	4.8% p.a.	2003-2008	banking
10	FACTOR BANKA	FB09	10 May 2005	5,927,000 EUR	4.8% p.a.	2004-2014	banking
11	FACTOR BANKA	FB11	25 Oct 2005	13,000,000 EUR	1.5% + 6 month EURIBOR	2005-2020	banking
12	FACTOR BANKA	FB12	7 Mar 2006	10,425,000 EUR	3.75% p.a.	2005-2010	banking
13	FACTOR BANKA	FB13	26 Jun 2006	7,330,443 EUR	2.00% p.a.	2005-2008	banking
14	KB1909	KBG1	10 Oct 2007	10,000,000 EUR	6m EURIBOR + 125 b.p.	2006-2011	financial services and holding companies management
15	KD HOLDING	KDH1	16 Dec 2005	40,000,000 EUR	5.45% p.a.	2005-2015	holding companies management
16	KD HOLDING	KDH2	7 Apr 2006	40,000,000 EUR	4.85% p.a.	205-2015	holding companies management
17	POTEZA NALOŽBE	PNO1	29 Sep 2004	10,000,000 EUR	5.25% p.a.	2003-2011	enterprise and business counselling
18	PROBANKA	PRB9	16 Apr 2008	25,000,000 EUR	3m EURIBOR + 1.5% (2.7 after 10 years)	2007-openend	banking
19	SIP, STROJNA INDUSTRIJA	SIPBE	19 June 2000	1,763,985 EUR	6% p.a.	1999-2009	manufacturing farm equipment

INSURANCE

	Issuer	Trading code	First trading day	Nominal value of issue traded	Coupon interest rate	Maturity	Sector
1	ZAVAROVALNICA TRIGLAV	ZT01	2 Jun 2004	30,000,000 EUR	5.125% p.a.	2003-2013	insurance

MUNICIPAL and GOVERNMENT BONDS

	Issuer	Trading code	First trading day	Nominal value of issue traded	Coupon interest rate	Maturity	Sector
1	SLOVENSKA ODŠKODNINSKA DRUŽBA	SOS2E	7 Apr 1997	750,624,498 EUR	6% p.a.	1996-2016	meeting commitments deriving from denationalisation process

TOM (abbreviation for: "temeljna obrestna mera" - base interest rate) - indexation factor calculated as twelve month average of monthly consumer price index

F2) SEMI-OFFICIAL MARKET (2)

COMMON SHARES

	Issuer	Trading code	First trading day	Nominal value of issue traded	Number of shares traded	Isin code	Sector
1	AKTIVA NALOŽBE, LJUBLJANA	ATPG	27 Feb 2004	no par value	16,328,251	SI 002111216 2	holding companies management
2	ALPETOUR POTOVALNA AGENCIJA	APAG	2 Aug 2000	no par value	385,831	SI 003110989 3	passengers transport
3	ALPOS	APOG	10 Apr 2006	1,449,130,000 EUR	144,913	SI 003111342 4	production of metal goods and equipment
4	CENTER NALOŽBE	IFHR	22 Jul 2004	no par value	3,777,004	SI 002111308 7	holding companies management
5	CETIS, CELJE	CETG	10 Mar 1997	no par value	200,000	SI 003110084 3	paper industry and graphics
6	CINKARNA, CELJE	CICG	6 Mar 1998	no par value	814,626	SI 003110380 5	metallurgic and chemical industry
7	D NALOŽBE	DFNR	28 Mar 2008	no par value	90,810	SI 003111394 5	holding companies management
8	DZS, LJUBLJANA	DZS	12 May 1999	no par value	1,494,233	SI 003110527 1	publishing and trading
9	ELMO, LJUBLJANA	IELG	22 Feb 2001	no par value	708,000	SI 003111026 3	electrical installations
10	ETRA 33	ETRG	7 Nov 2002	no par value	45,423	SI 003110712 9	production of electromotors, generators and transformers
11	FINETOL	FINR	29 Feb 2008	no par value	254,619	SI 002111396 2	holding companies management
12	GEA TOVARNA OLJA	GSBG	30 June 1996	no par value	1,254,960	SI 003110129 6	oil - producing industry
13	GORENJSKI TISK, KRANJ	GTKG	19 Sep 1996	no par value	963,349	SI 003110119 7	graphics services
14	GORIŠKE OPEKARNE, RENČE	GORG	8 Mar 1999	no par value	523,634	SI 003110499 3	production of different clay brick products
15	GRAND HOTEL UNION	GHUG	5 Jan 2000	no par value	1,814,613	SI 003110865 5	hotel industry
16	HELIOS, DOMŽALE	HDOG	19 Sep 1996	no par value	278,446	SI 003110114 8	intermediary on fuel, mine sector
17	HIDROTEHNIK, LJUBLJANA	VHLG	5 July 1999	no par value	384,472	SI 003110551 1	building industry and protection against flood damage
18	HRAM HOLDING	ST1R	27 Jan 2004	no par value	4,346,667	SI 002111210 5	holding companies management
19	INFOND HOLDING	IFFR	23 Sept 2002	no par value	16,833,414	SI 002111076 0	holding companies management
20	INLES, RIBNICA	IHPG	8 Oct 1999	no par value	712,410	SI 003110745 9	production of furniture
21	INTERTRADE ITA	INRG	20 Oct 1997	695,310,000 EUR	69,531	SI 003110333 4	mechanical engineering representative
22	JADRAN, SEŽANA	JASG	23 Sep 1996	no par value	165,302	SI 003110154 4	commerce industry
23	JAVOR, PIVKA	JPIG	13 Nov 2000	no par value	1,194,700	SI 003110910 9	production of plywood, bound and layer wood, fibre and other slabs
24	JELEN, SLOVENSKE KONJICE	JESG	29 Nov 1999	67,798,000 EUR	67,798	SI 003110430 8	restaurant & hotel capacities
25	JUTEKS, ŽALEC	JTKG	2 Nov 1999	no par value	641,432	SI 003110786 3	floor panel production on various linings
26	KD HOLDING	KDHR	5 Feb 2001	no par value	2,675,640	SI 003111046 1	holding companies management
27	KOŠAKI TMI, MARIBOR	TKMG	11 Oct 1999	432,360,000 EUR	43,236	SI 003110424 1	secondary meat industry and production of meat products
28	KRONA HOLDING	KRHR	9 May 2002	no par value	3,295,357	SI 002111124 8	holding companies management
29	KS NALOŽBE	KSFR	24 Dec 2007	no par value	3,909,878	SI 002111385 5	holding companies management
30	LESNINA	MILG	12 Jan 2002	no par value	76,495	SI 003111116 2	wholesale and retail of furniture

F2) SEMI-OFFICIAL MARKET (3)

COMMON SHARES

	Issuer	Trading code	First trading day	Nominal value of issue traded	Number of shares traded	Isin code	Sector
31	LIZ INŽENIRING, LJUBLJANA	LIZG	11 Mar 1999	123,846,000 EUR	123,846	SI 003110371 4	consulting and engineering in object construction
32	MARINA, PORTOROŽ	MAPG	19 Sep 1996	627,864,000 EUR	313,932	SI 003110058 7	nautical and hotel industry
33	MAKSIMA HOLDING	MAHR	6 May 2003	6,399,850,000 EUR	6,399,850	SI 002111151 1	holding companies management
34	MAKSIMA INVEST	MKIR	26 Oct 2004	no par value	7,451,949	SI 002111319 4	holding companies management
35	MEDVEŠEK PUŠNIK, LJUBLJANA	MPLR	12 Dec 1997	no par value	800,000	SI 002110324 5	financial consulting
36	MEDVEŠEK PUŠNIK DŽU	MDJR	13 Dec 2007	no par value	75,000	SI 002111160 2	holding companies management
37	MELAMIN, KOČEVJE	MKOG	23 Sep 1996	no par value	349,913	SI 003110130 4	chemical industry
38	MERCATA	MROR	27 Jul 2004	no par value	2,891,874	SI 002111199 0	holding companies management
39	MESNA INDUSTRIJA PRIMORSKE	MIPG	19 June 2000	no par value	1,978,742	SI 003110969 5	meat processing industry; wholesale and retail trade with provisions
40	MKT PRINT	MKTG	11 Oct 1999	1,039,540,000 EUR	103,954	SI 003110094 2	printing, publishing, retail and wholesale
41	MODRA LINIJA HOLDING	MLHR	20 Nov 2002	no par value	2,192,411	SI 002111058 8	holding companies management
42	M1	MR1R	4 Aug 2004	no par value	3,932,515	SI 002111311 1	holding companies management
43	NAMA, LJUBLJANA	NALN	30 Apr 2004	953,795,000 EUR	953,795	SI 003110269 0	retail trade and renting of business premises
44	NFD HOLDING	NF2R	10 Dec 2003	no par value	33,159,997	SI 002111200 6	holding companies management
45	NIKO, ŽELEZNIKI	NKPG	17 Sep 1999	no par value	35,875	SI 003110717 8	office material, industrial paper-clips, electromagnets and other metal mechanisms production
46	PLAMA PUR	POPG	6 Dec 1999	no par value	686,798	SI 003110822 6	production and refashioning of poliuretanic (plastic) foams
47	KD GROUP	SKDR	21 Dec 2000	no par value	186,436	SI 003111016 4	holding companies management
48	SIVENT	SING	27 Feb 2008	no par value	1,229,712	SI 002111139 6	venture capital investing
49	SLOVENIJALES, LJUBLJANA	SLLG	8 May 1996	no par value	273,377	SI 003110040 5	commerce, engineering, representation
50	TEKSTINA, AJDOVŠČINA	TEAG	12 Feb 1997	1,127,293,000 EUR	1,127,293	SI 003110221 1	textile industry
51	TERME DOBRNA	ZDDG	5 July 1999	692,542,000 EUR	692,542	SI 003110539 6	medical services, tourist and hotel trade
52	TOSAMA, DOMŽALE	TODG	13 Sep 1996	no par value	290,000	SI 003110136 1	sanitary material production
53	TOVARNA SLADKORJA ORMOŽ	TSOG	12 Apr 1996	8,948,934 EUR	497,163	SI 003110020 7	sugar production
54	TRDNJAVA HOLDING	TROR	31 Mar 2004	2,593,123,000 EUR	2,593,123	SI 002111219 6	holding companies management
55	TRDNJAVA I HOLDING	TR1R	31 Mar 2004	891,750,000 EUR	891,750	SI 002111220 4	holding companies management
56	TRIGLAV NALOŽBE	TRSG	7 Apr 2004	no par value	13,182,366	SI 002111223 8	holding companies management
57	TUB SWATY, MARIBOR	TUBG	30 Dec 1997	no par value	288,940	SI 003110344 1	production and trade of knife grinders
58	VELANA, LJUBLJANA	VLJG	23 Dec 2002	1,409,645,000 EUR	1,409,645	SI 003110069 4	non-clothing textile manufacturer
59	VIPA HOLDING	VHDR	5 Nov 2003	no par value	7,347,565	SI 002111131 3	other financial intermediation
60	ZDRAVILIŠČE ROGAŠKA	RGS	11 Feb 1999	901,581,000 EUR	901,581	SI 003110489 4	health resort
61	ZLATA MONETA II finančna družba	ZM2R	13 Nov 2003	no par value	8,232,861	SI 002111198 2	other financial intermediation
62	ZVON ENA HOLDING	ZVHR	30 Oct 2003	12,431,743,000 EUR	12,431,743	SI 002111177 6	holding companies management
63	ZVON DVA HOLDING	ZV2R	25 Feb 2004	14,120,934,000 EUR	14,120,934	SI 002111215 4	holding companies management
64	ŽELEZARNA RAVNE - MONTER DRAVOGRAD	ZMDG	17 Sep 1999	no par value	336,225	SI 003110696 4	management of investment portfolios of subsidiaries

PREFERRED SHARES

	Issuer	Trading code	First trading day	Nominal value of issue traded	Number of shares traded	Isin code	Sector
1	KD HOLDING	KDHP	18 July 2001	no par value	266,413	SI 003120050 2	holding companies management
2	PRVA GROUP	PPDG	20 Jul 2005	7,140,000 EUR	170,000	SI 002120064 5	pension insurance
3	ZDRAVILIŠČE ROGAŠKA	RGP	11 Feb 1999	56,204,000 EUR	28,102	SI 003120028 8	health resort

CLOSE-END FUNDS

	Issuer	Trading code	First trading day	Nominal value of issue traded	Number of shares traded	Isin code	Sector
1	MAKSIMA, delniška ID	MAIR	21 May 2003	no par value	7,811,823	SI 002111152 9	investment fund
2	INFOND ID	IFIR	23 Sept 2002	no par value	8,132,314	SI 002111078 6	investment fund
3	INFOND ID 1	IFDR	2 Aug 2004	no par value	4,956,471	SI 002111307 9	investment fund
4	KD ID	KDIR	9 Feb 2001	no par value	9,181,542	SI 002111341 8	investment fund
5	KRONA SENIOR	SNOG	8 Dec 1998	no par value	7,316,086	SI 002110590 1	investment fund
6	NFD 1 DELNIŠKI INVESTICIJSKI SKLAD	NF1N	26 Oct 1998	no par value	160,580,300	SI 002110600 8	investment fund
7	ZVON ENA ID	ZVIR	24 Nov 2003	no par value	2,277,577	SI 002111178 4	investment fund