

MONTHLY AND SEMI-ANNUAL STATISTICS
LJUBLJANA STOCK EXCHANGE
JUNE AND FIRST HALF-YEAR 2008
Year XIV., No. 6/08

TURNOVER

Market	June 2008			First half-year 2008		
	Turnover (in 000 EUR)	Volume in pieces	Number of bargains	Turnover (in 000 EUR)	Volume in pieces	Number of bargains
Shares	44,608	1,204,932	11,684	613,094	10,930,917	115,935
Prime Market	27,322	287,144	5,730	432,147	4,301,094	66,186
Standard Market	12,341	297,826	2,375	144,198	2,559,976	23,840
Entry Market	4,945	619,962	3,579	36,749	4,069,847	25,909
Bonds	13,758	352,269	404	119,290	3,011,482	2,660
Investment coupons	450	455,965	250	10,154	9,462,856	3,421
Closed-end Funds Shares	4,055	1,151,242	2,123	41,536	9,931,544	17,351
Short-term securities	0	0	0	0	0	0
Total	62,872	3,164,408	14,461	784,074	33,336,799	139,367

MARKET SIZE

Market	Market capitalisation (EURm)	Number of securities	Number of issuers
Shares	14,537	90	89
Prime Market	8,427	7	7
Standard Market	3,615	16	17
Entry Market	2,496	67	65
Bonds	6,311	86	20
Investment coupons	109	5	2
Closed-end Funds Shares	713	7	7
Total	21,670	188	121

MONTHLY TURNOVER BY MARKETS
IN 000 EUR - SHARES

	Regulated market		Reported block trades	Off-market trades*
	Normal trades	Block Trades		
jun.07	159,559		109,704	223,093
jul.07	229,414		249,501	341,272
aug.07	221,489		76,519	627,819
sep.07	155,411		110,215	377,188
oct.07	146,270	4,140	90,802	862,649
nov.07	157,104	18,638		353,871
dec.07	187,975	7,488		881,279
jan.08	176,592	3,766		246,504
feb.08	95,433	4,989		151,846
mar.08	102,237	6,416		276,497
apr.08	121,102	3,630		364,763
may.08	47,608	6,722		150,773
jun.08	42,957	1,651		175,915

* appreciation of off-market transactions with listed securities based on volume of off-market transaction (block trades excluded) and

PRIME MARKET SHARES

	June 2008		First half-year 2008		Market capitalisation (in EURm)
	Turnover (in 000 EUR)	Number of bargains	Turnover (in 000 EUR)	Number of bargains	
GORENJE	1,817	555	31,532	5,917	3,435
INTEREUROPA	392	190	13,489	2,541	1,651
KRKA	15,207	3,064	232,856	36,107	480
LUKA KOPER	1,530	575	23,003	6,059	961
MERCATOR	1,152	278	37,669	3,819	1,332
PETROL	2,152	469	38,209	5,273	870
TELEKOM SLOVENIJE	5,071	599	54,354	6,369	237
TOTAL	27,322	5,730	431,112	66,085	8,966

MONTHLY TURNOVER BY MARKETS
IN 000 EUR - OTHER SECURITIES

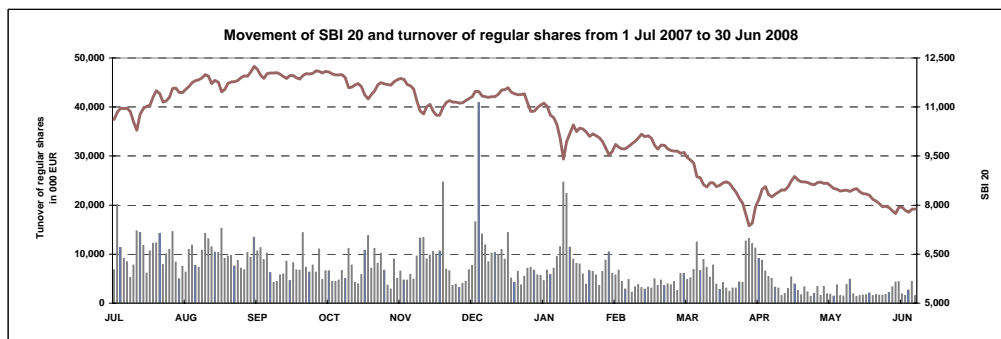
	Regulated market			Reported block trades	Off-market trades*
	Normal trades	Block trades	Market maker segment**		
jun.07	22,942		109,354	17,428	164,833
jul.07	20,818		39,616	1,487	18,657
aug.07	17,857		3,524	2,424	24,070
sep.07	14,926		6,735	7,302	10,149
oct.07	19,290	235	34,349	5,725	103,106
nov.07	16,489	3,244	45,092		103,326
dec.07	20,982	15,833	9,653		62,260
jan.08	13,571	0			42,426
feb.08	12,522	5,971			1,278,971
mar.08	14,031	14,273			438,969
apr.08	15,690	58,765			204,176
may.08	14,464	3,430			103,687
jun.08	11,973	6,291			180,208

with listed securities based on volume of off-

** special segment for trading in securities issued by Republic of Slovenia

NOMINAL RETURN

STOCK EXCHANGE INDICES	Nominal return 30 Jun 2008 / 31 May 2008	Nominal return 30 Jun 2008 / 31 Dec 2007	Nominal return 30 Jun 2008 / 30 Jun 2007
Slovene Stock Exchange Index (SBI20)	-6.38%	-30.71%	-25.41%
Slovene Blue-Chip Index (SBI TOP)	-6.43%	-30.69%	-23.24%
Investment Fund Index (PIX)	-5.66%	-25.94%	-17.90%
Bond Index (BIO)	-0.88%	-0.88%	-1.07%



ISSUER

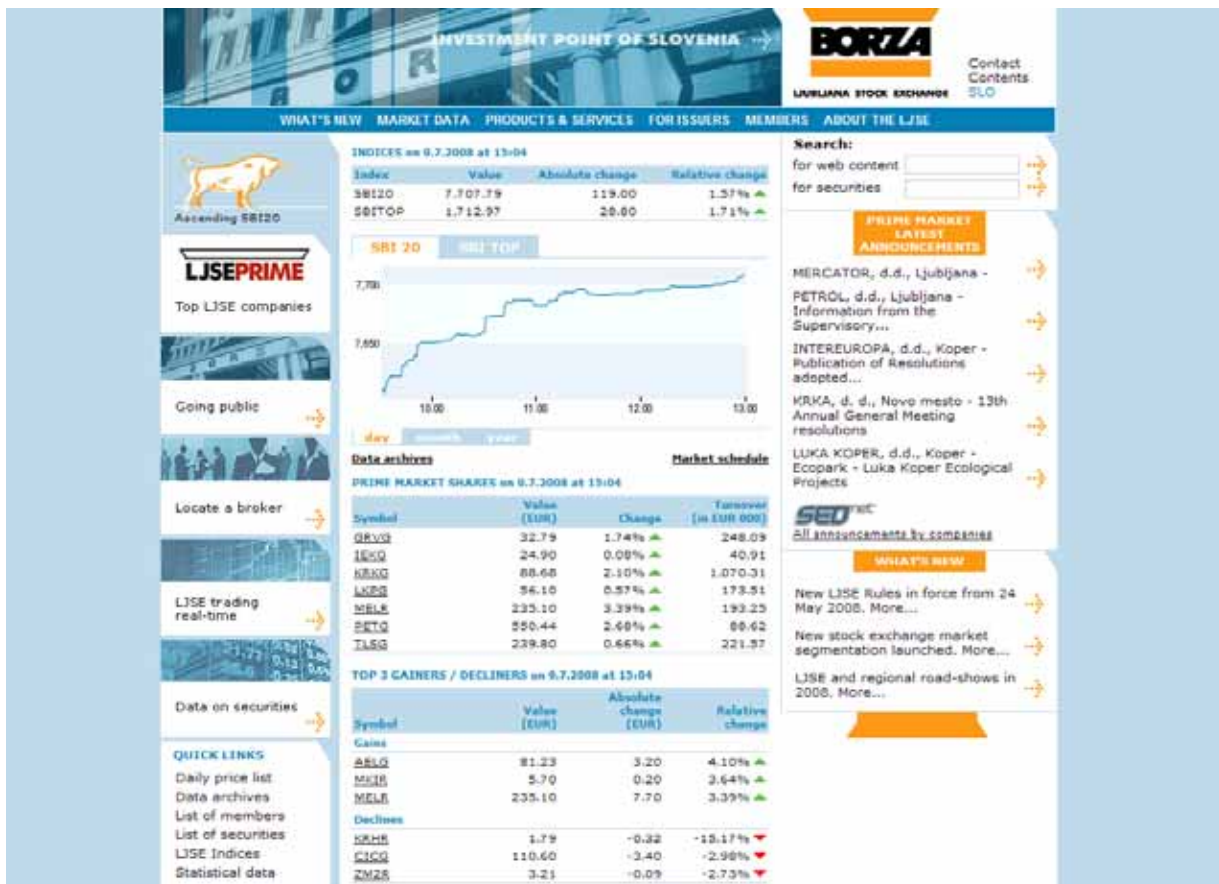
Ljubljana Stock Exchange Inc.
Slovenska 56
1000 Ljubljana

INFORMATION

E-mail:	info@ljse.si
Phone:	+386 1 47-10-211 +386 1 47-10-318
Contact persons:	Nataša Žabkar, Boštjan Šbül

STATISTICS ON WEB:

<http://www.ljse.si/cgi-bin/jve.cgi?doc=1989&sid=oW6SxKEMNaGgXs4b>



The screenshot shows the Ljubljana Stock Exchange (BORZA) website interface. The header includes the logo and navigation menu: WHAT'S NEW, MARKET DATA, PRODUCTS & SERVICES, FOR ISSUERS, MEMBERS, ABOUT THE LJSE. The main content area is divided into several sections:

- INDICES on 9.7.2008 at 13:04:**

Index	Value	Absolute change	Relative change
SBI20	7.707.79	119.00	1.57% ▲
SBITOP	1.712.97	20.00	1.71% ▲
- PRIME MARKET SHARES on 9.7.2008 at 13:04:**

Symbol	Value (EUR)	Change	Turnover (in EUR 000)
GRV0	32.79	1.74% ▲	248.09
IKSQ	24.90	0.08% ▲	40.91
KRKO	88.68	2.10% ▲	1.070.31
LOPE	56.10	0.57% ▲	173.51
MBLE	235.10	3.39% ▲	193.25
ERTQ	550.44	2.69% ▲	89.62
TLSQ	239.80	0.66% ▲	221.57
- TOP 3 GAINERS / DECLINERS on 9.7.2008 at 13:04:**

Symbol	Value (EUR)	Absolute change (EUR)	Relative change
Gains			
ABLO	81.23	3.20	4.10% ▲
MBLE	5.70	0.20	3.64% ▲
MBLE	235.10	7.70	3.39% ▲
Declines			
KRKO	1.79	-0.32	-18.17% ▼
IKSQ	110.60	-3.40	-2.98% ▼
ZMZS	3.21	-0.09	-2.73% ▼

Other visible elements include a search bar, a 'PRIME MARKET LATEST ANNOUNCEMENTS' section with news items like 'MERCATOR, d.d., Ljubljana - Information from the Supervisory...', and a 'QUICK LINKS' sidebar with options like 'Daily price list', 'Data archives', and 'List of members'.

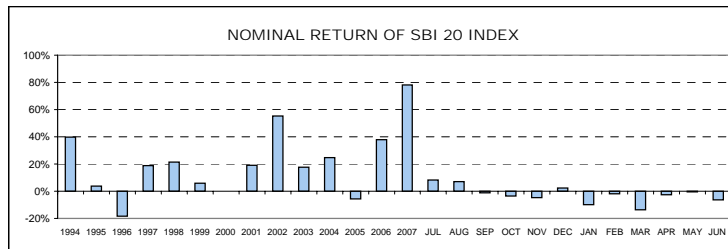
INDEX

	Page
A) STOCK EXCHANGE INDICES	1
A1) Values, yields and movements of Stock Exchange Indices	1
A2) Index compositions	3
B) NUMBER OF ISSUERS, TRADED SECURITIES AND MEMBERS	4
C) TURNOVER	5
C1) Monthly turnover by securities	5
C2) Semi-annual turnover by securities	10
C3) Most traded securities - June 2008	15
C4) Most traded securities - First half-year 2008	16
C5) Monthly turnover by LJSE members	17
C6) Semi-annual turnover by LJSE members	19
C5) Monthly turnover in 2007 and 2008	21
D) MARKET CAPITALISATION	24
D1) Market capitalisation of shares	24
D2) Market capitalisation of bonds	28
D3) Market capitalisation of investment funds	30
E) OTHER	31
E1) Indicators (shares on official market)	31
E2) Record values	32
E3) New listed securities and changes	33
F) LIST OF SECURITIES	35
F1) Shares	35
F2) Bonds	37
F3) Funds	39
F3) Closed-end funds	39

A) STOCK EXCHANGE INDICES

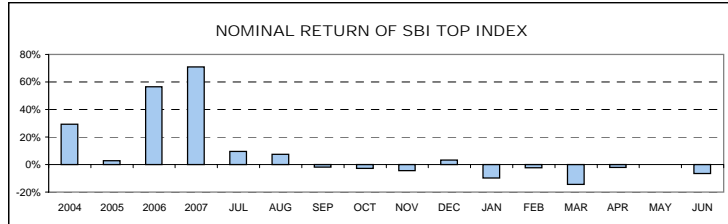
SBI 20 - SLOVENE STOCK EXCHANGE INDEX

Year	Max	Date	Min	Date	Close	Nominal return
1994	1,804.00	10 May 1994	1,015.92	6 Jan 1994	1,396.81	-39.68%
1995	1,590.17	9 Nov 1995	1,016.99	13 July 1995	1,448.75	3.72%
1996	1,589.18	13 Mar 1996	891.93	10 Sept 1996	1,183.26	-18.33%
1997	1,655.36	10 Feb 1997	1,052.44	8 Jan 1997	1,404.70	18.71%
1998	2,026.47	10 Aug 1998	1,378.49	6 Jan 1998	1,705.77	21.43%
1999	1,981.87	19 Feb 1999	1,679.48	5 Jan 1999	1,806.26	5.89%
2000	1,903.66	24 Jan 2000	1,584.23	25 May 2000	1,807.94	0.09%
2001	2,159.35	19 Dec 2001	1,700.24	25 Apr 2001	2,151.59	19.01%
2002	3,547.64	8 Nov 2002	2,140.80	3 Jan 2002	3,340.20	55.24%
2003	4,034.53	5 Dec 2003	3,067.67	3 Jul 2003	3,931.64	17.71%
2004	4,935.29	15 Nov 2004	3,922.74	5 Jan 2004	4,904.48	24.74%
2005	5,131.61	1 Feb 2005	4,301.58	28 Sep 2005	4,630.10	-5.59%
2006	6,464.80	18 Dec 2006	4,427.22	29 Mar 2006	6,382.92	37.86%
2007	12,242.01	31 Aug 2007	6,551.52	3 Jan 2007	11,369.58	78.13%
First half-year 2008	11,408.00	4 Jan 2008	7,368.49	15 Apr 2008	7,877.87	-30.71%
Year 2008	Max	Date	Min	Date	Close	Nominal return
January	11,408.00	4 Jan 2008	9,403.36	22 Jan 2008	10,240.11	-9.93%
February	10,184.01	4 Feb 2008	9,528.17	12 Feb 2008	10,040.85	-1.95%
March	9,839.26	5 Mar 2008	8,552.05	27 Mar 2008	8,677.56	-13.58%
April	8,710.31	4 Apr 2008	7,368.49	15 Apr 2008	8,451.55	-2.60%
May	8,875.66	7 May 2008	8,415.07	30 May 2008	8,415.07	-0.43%
June	8,504.40	3 Jun 2008	7,738.73	19 Jun 2008	7,877.87	-6.38%



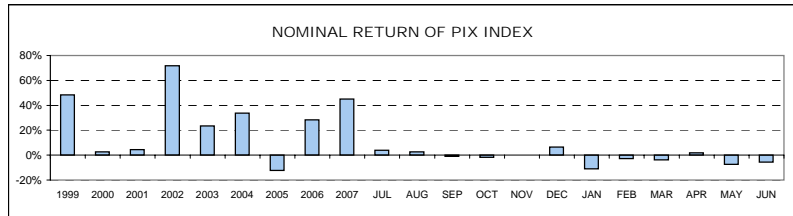
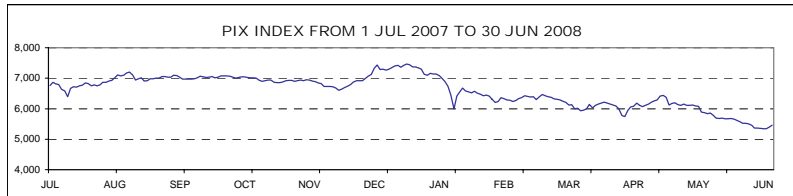
SBI TOP - SLOVENE BLUE-CHIP INDEX

Year	Max	Date	Min	Date	Close	Nominal return
2003	730.49	4 Dec 2003	534.14	8 Jul 2003	707.94	-
2004	946.60	25 Nov 2004	706.53	5 Jan 2004	915.40	29.30%
2005	960.74	8 Dec 2005	817.33	1 Jul 2005	941.02	2.80%
2006	1,506.88	18 Dec 2006	940.16	3 Jan 2006	1,473.33	56.57%
2007	2,674.69	31 Aug 2007	1,501.26	3 Jan 2007	2,518.92	70.97%
First half-year 2008	2,520.56	4 Jan 2008	1,613.99	15 Apr 2008	1,745.75	-30.69%
Year 2008	Max	Date	Min	Date	Close	Nominal return
January	2,520.56	4 Jan 2008	2,079.02	22 Jan 2008	2,273.91	-9.73%
February	2,258.55	26 Feb 2008	2,095.28	12 Feb 2008	2,222.37	-2.27%
March	2,178.27	6 Mar 2008	1,865.64	27 Mar 2008	1,903.59	-14.34%
April	1,917.62	4 Apr 2008	1,613.99	15 Apr 2008	1,865.35	-2.01%
May	1,967.95	7 May 2008	1,862.63	27 May 2008	1,865.69	0.02%
June	1,884.05	3 Jun 2008	1,712.90	19 Jun 2008	1,745.75	-6.43%



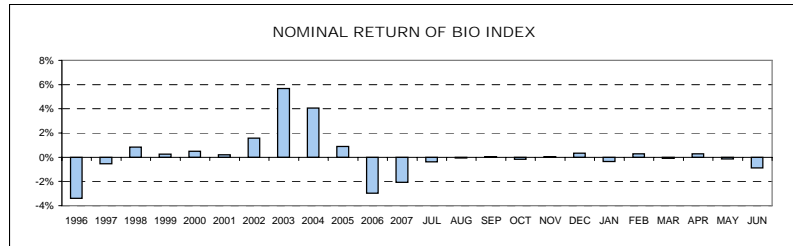
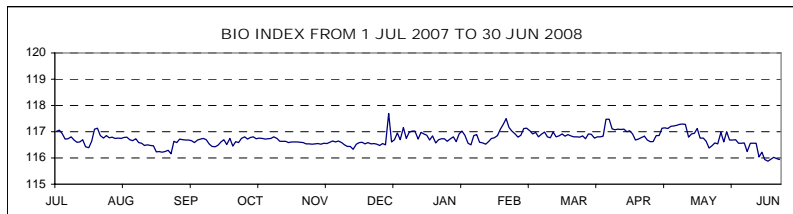
PIX - INVESTMENT FUNDS INDEX

Year	Max	Date	Min	Date	Close	Nominal return
1999	1,633.77	19 Oct 1999	965.15	29 Apr 1999	1,483.50	48.35%
2000	1,572.13	17 Jan 2000	1,097.07	25 May 2000	1,520.79	2.51%
2001	1,588.02	28 Dec 2001	1,328.44	23 May 2001	1,588.02	4.42%
2002	3,013.05	27 Nov 2002	1,551.00	3 Jan 2002	2,729.73	71.89%
2003	3,374.22	29 Dec 2003	2,558.26	12 Mar 2003	3,372.03	23.53%
2004	4,606.40	26 Nov 2004	3,367.18	5 Jan 2004	4,513.38	33.85%
2005	4,752.47	31 Jan 2005	3,893.96	22 Dec 2005	3,962.29	-12.21%
2006	5,099.52	22 Dec 2006	3,733.91	23 Mar 2006	5,084.12	28.31%
2007	7,464.19	24 Dec 2007	5,054.97	3 Jan 2007	7,374.29	45.05%
First half-year 2008	7,371.12	3 Jan 2008	5,347.85	24 Jun 2008	5,461.25	-25.94%
Year 2008	Max	Date	Min	Date	Close	Nominal return
January	7,371.12	3 Jan 2008	5,992.53	22 Jan 2008	6,569.38	-10.92%
February	6,505.07	1 Feb 2008	6,206.30	12 Feb 2008	6,391.68	-2.70%
March	6,467.34	5 Mar 2008	5,936.03	26 Mar 2008	6,140.45	-3.93%
April	6,256.39	30 Apr 2008	5,745.73	16 Apr 2008	6,256.39	1.89%
May	6,435.11	7 May 2008	5,789.12	30 May 2008	5,789.12	-7.47%
June	5,688.10	2 Jun 2008	5,347.85	24 Jun 2008	5,461.25	-5.66%



BIO - STOCK EXCHANGE BOND INDEX

Year	Max	Date	Min	Date	Close	Nominal return
1995	113.52	14 Dec 1995	100.46	5 July 1995	111.68	n.a
1996	111.96	8 Jan 1996	106.61	28 June 1996	107.89	-3.39%
1997	110.97	8 Apr 1997	104.90	29 Jan 1997	107.31	-0.54%
1998	108.22	30 Dec 1998	101.68	25 May 1998	108.22	0.85%
1999	110.52	4 Feb 1999	104.53	16 Aug 1999	108.50	0.26%
2000	109.63	15 Dec 2000	103.96	9 June 2000	109.03	0.49%
2001	110.08	17 Sept 2001	107.81	21 Mar 2001	109.25	0.20%
2002	111.06	27 Dec 2002	107.17	12 Mar 2002	110.96	1.56%
2003	118.14	21 Nov 2003	110.20	24 Jan 2003	117.27	5.69%
2004	122.27	27 Dec 2004	116.28	14 Jan 2004	122.04	4.07%
2005	123.41	7 Oct 2005	120.63	20 Jan 2005	123.11	0.88%
2006	122.78	3 Jan 2006	117.58	7 Jul 2006	119.44	-2.98%
2007	119.95	9 Jan 2007	116.16	27 Aug 2007	116.48	-2.07%
First half-year 2008	117.50	13 Feb 2008	115.88	23 Jun 2008	115.94	-0.88%
Year 2008	Max	Date	Min	Date	Close	Nominal return
January	117.03	22 Jan 2008	116.50	25 Jan 2008	116.57	-0.34%
February	117.50	13 Feb 2008	116.52	1 Feb 2008	116.90	0.28%
March	116.99	3 Mar 2008	116.73	25 Mar 2008	116.80	-0.09%
April	117.48	3 Apr 2008	116.62	24 Apr 2008	117.13	0.28%
May	117.29	13 May 2008	116.38	26 May 2008	116.97	-0.14%
June	117.00	3 Jun 2008	115.88	23 Jun 2008	115.94	-0.88%



A2) INDEX COMPOSITIONS

COMPOSITION OF SLOVENE STOCK EXCHANGE INDEX - SBI 20 ON 30 JUN 2008

Issuer	Trading code	Adjusted number of shares	Base value in EUR	Adjusted share	Sector	Market capitalisation (free float) of index on 30 Jun 2008	Sector share
KRKA	KRKG	7,286,261	16.25	15.00%	pharmaceuticals	652,630,398	15.56%
PETROL	PETG	1,109,564	120.41	15.00%	oil and gas	610,160,339	14.55%
TELEKOM SLOVENIJE	TLSG	1,806,046	292.70	10.83%	telecommunication	468,289,667	11.17%
SAVA	SAVA	1,027,559	83.57	10.75%	industrial conglomerates	419,316,001	11.65%
MERCATOR	MELR	1,448,477	24.46	9.02%	trade	355,876,314	9.71%
NOVA KREDITNA BANKA MARIBOR	KBMR	11,234,861	40.69	8.04%	bank	314,576,108	7.50%
GORENJE	GRVG	9,312,043	10.23	6.77%	household appliances	311,860,320	7.44%
PIVOVARNA LAŠKO	PILR	3,842,957	27.19	6.27%	food and beverages	299,750,646	8.10%
LUKA KOPER	LKPG	4,138,622	12.50	5.88%	transport	239,874,531	10.93%
INTEREUROPA	IEKG	4,747,177	21.69	3.20%	transport	123,521,546	
HELIOS, DOMŽALE	HDOG	115,888	795.68	2.92%	chemical products	142,542,240	3.40%
AERODROM LJUBLJANA	AELG	1,081,836	47.93	2.60%	transport	95,147,476	
ISTRABENZ	ITBG	930,285	14.61	1.66%	industrial conglomerates	69,222,507	
LESNINA	MILG	30,487	1,898.68	1.08%	trade	51,380,656	
ŽITO	ZTOG	185,313	213.00	0.98%	food and beverages	39,870,092	
Market capitalisation of index						4,194,018,841	
Share of market capitalisation of shares in index							21.25%

COMPOSITION OF SLOVENE BLUE-CHIP INDEX - SBI TOP ON 30 JUN 2008

Issuer	Trading code	Adjusted number of shares	Base value in EUR	Adjusted share	Sector	Market capitalisation (free float) of index on 30 Jun 2008	Sector share
KRKA	KRKG	15,859,179	16.25	30.00%	pharmaceuticals	1,420,506,663	31.01%
PETROL	PETG	1,140,809	120.41	14.17%	oil and gas	627,342,277	13.69%
TELEKOM SLOVENIJE	TLSG	1,806,046	292.70	9.95%	telecommunication	468,289,667	10.22%
SAVA	SAVA	1,027,559	238.29	9.88%	industrial conglomerates	419,316,001	9.15%
MERCATOR	MELR	1,448,477	24.46	8.29%	trade	355,876,314	7.77%
NOVA KREDITNA BANKA MARIBOR	KBMR	11,234,861	40.69	7.39%	bank	314,576,108	6.87%
GORENJE	GRVG	9,312,043	10.23	6.22%	household appliances	311,860,320	6.81%
PIVOVARNA LAŠKO	PILR	3,842,957	27.19	5.76%	food and beverages	299,750,646	6.54%
LUKA KOPER	LKPG	4,138,622	61.67	5.41%	transport	239,874,531	7.93%
INTEREUROPA	IEKG	4,747,177	26.98	2.94%	transport	123,521,546	
Market capitalisation of index						4,580,914,074	
Share of market capitalisation of shares in index							23.21%

COMPOSITION OF INVESTMENT FUNDS INDEX - PIX ON 30 JUN 2008

Issuer	Trading code	Adjusted number of shares	Base value in EUR	Adjusted share	Market capitalisation of index on 30 Jun 2008
NFD 1 DELNIŠKI INVESTICIJSKI SKLAD	NF1N	18,502,572	0.153	15.00%	34,599,810
MAKSIMA ID	MAIR	3,319,936	7.27	15.00%	39,872,431
KD ID	KDIR	3,575,517	2.69	15.00%	32,966,267
INFOND ID	IFIR	3,356,661	7.39	15.00%	40,078,532
KRONA SENIOR ID	SNOG	4,334,888	7.00	15.00%	43,218,833
ZVON ENA ID	ZVIR	2,277,577	10.53	13.71%	35,985,717
INFOND ID 1	IFDR	4,956,471	5.14	11.29%	32,514,450
Market capitalisation of index					259,236,040
Share of market capitalisation inv.funds in index					36.35%

COMPOSITION OF STOCK EXCHANGE BOND INDEX - BIO ON 30 JUN 2008

Bonds	Trading code	Base value	Share
SLOVENSKA ODŠKODNINSKA DRUŽBA 2 nd ISSUE	SOS2E	104.03	50.00%
REPUBLIKA SLOVENIJA 21 st ISSUE	RS21	100	23.49%
FACTOR BANKA 12 th ISSUE	FB12	96.9	10.34%
REPUBLIKA SLOVENIJA 50 th ISSUE	RS50	100	9.05%
REPUBLIKA SLOVENIJA 59 th ISSUE	RS59	99.05	7.12%

B) NUMBER OF ISSUERS, TRADED SECURITIES AND MEMBERS

	30 Jun 2007	31 Dec 2007	31 May 2008	30 Jun 2008
NUMBER OF ISSUERS	127	119	119	120
Equity market - prime market	9	8	7	7
Equity market - standard market	19	17	16	17
Equity market - entry market	70	62	64	64
Bond market	20	20	20	20
Fund market	2	2	2	2
Closed-edn fund market	7	7	7	7
Short-term securities	1	1	1	1
	30 Jun 2007	31 Dec 2007	31 May 2008	30 Jun 2008
NUMBER OF SECURITIES	211	191	188	191
Equity market - prime market	9	8	7	7
Equity market - standard market	19	17	16	17
Equity market - entry market	72	64	66	67
Bond market	93	89	87	86
Fund market	3	3	3	5
Closed-edn fund market	7	7	7	7
Short-term securities	8	3	2	2
	30 Jun 2007	31 Dec 2007	31 May 2008	30 Jun 2008
NUMBER OF MEMBERS	24	24	24	24

C1) TURNOVER BY SECURITIES IN JUNE 2008

EQUITY MARKET - PRIME MARKET

Issue	Stock trades (in EUR)	Stock trades (in USD)	Normal trades (in EUR)	Block trades (in EUR)	Share in total turnover	Share in turnover of shares	Volume in pieces	Number of bargains
Total	27,321,869	42,547,373	27,179,549	142,320	43.46%	61.25%	287,144	5,730
1 KRKA	15,207,061	23,675,858	15,064,741	142,320	24.19%	34.09%	165,525	3,064
2 TELEKOM SLOVENIJE	5,070,737	7,902,073	5,070,737	0	8.07%	11.37%	20,318	599
3 PETROL	2,152,369	3,357,444	2,152,369	0	3.42%	4.83%	3,748	469
4 GORENJE	1,816,544	2,825,820	1,816,544	0	2.89%	4.07%	53,022	555
5 LUKA KOPER	1,530,399	2,380,681	1,530,399	0	2.43%	3.43%	25,859	575
6 MERCATOR	1,152,412	1,794,359	1,152,412	0	1.83%	2.58%	4,726	278
7 INTEREUROPA	392,347	611,138	392,347	0	0.62%	0.88%	13,946	190

EQUITY MARKET - STANDARD MARKET

Issue	Stock trades (in EUR)	Stock trades (in USD)	Normal trades (in EUR)	Block trades (in EUR)	Share in total turnover	Share in turnover of shares	Volume in pieces	Number of bargains
Total	12,341,195	19,206,357	11,063,195	1,278,000	19.63%	27.67%	297,826	2,375
Common shares	12,335,527	19,197,544	11,057,527	1,278,000	19.62%	27.65%	297,677	2,368
1 NOVA KREDITNA BANKA MARIBOR	3,372,830	5,252,450	3,372,830	0	5.36%	7.56%	118,789	873
2 POZAVAROVALNICA SAVA	3,200,308	4,966,434	3,200,308	0	5.09%	7.17%	118,707	367
3 ACH	1,805,499	2,830,172	527,499	1,278,000	2.87%	4.05%	28,373	36
4 SAVA	1,208,855	1,880,391	1,208,855	0	1.92%	2.71%	2,986	292
5 PIVOVARNA LAŠKO	1,196,233	1,857,636	1,196,233	0	1.90%	2.68%	14,993	133
6 AERODROM LJUBLJANA	461,844	716,884	461,844	0	0.73%	1.04%	5,019	303
7 ISTRABENZ	446,583	694,738	446,583	0	0.71%	1.00%	5,498	234
8 SALUS, LJUBLJANA	381,848	590,772	381,848	0	0.61%	0.86%	552	29
9 ETOL	109,549	170,409	109,549	0	0.17%	0.25%	577	19
10 ISKRA AVTOELEKTRIKA	76,771	119,965	76,771	0	0.12%	0.17%	335	58
11 TERME ČATEŽ	29,451	45,944	29,451	0	0.05%	0.07%	582	11
12 DELO PRODAJA	28,866	45,503	28,866	0	0.05%	0.06%	107	6
13 MLINOTEST	12,903	20,087	12,903	0	0.02%	0.03%	477	2
14 NIKA	3,603	5,559	3,603	0	0.01%	0.01%	655	3
15 KOMPAS MTS	385	599	385	0	0.00%	0.00%	27	2
16 ŽITO	0	0	0	0	0.00%	0.00%	0	0
Preferred shares	5,668	8,813	5,668	0	0.01%	0.01%	149	7
1 PROBANKA	5,668	8,813	5,668	0	0.01%	0.01%	149	7

EQUITY MARKET - ENTRY MARKET

Issue	Stock trades (in EUR)	Stock trades (in USD)	Normal trades (in EUR)	Block trades (in EUR)	Share in total turnover	Share in turnover of shares	Volume in pieces	Number of bargains
Total	4,945,353	7,676,852	4,714,353	231,000	7.87%	11.09%	619,962	3,579
Common shares	4,893,447	7,596,270	4,662,447	231,000	7.78%	10.97%	618,865	3,479
1 HELIOS, DOMŽALE	1,044,484	1,614,200	1,044,484	0	1.66%	2.34%	828	64
2 ZVON DVA HOLDING	916,074	1,426,764	685,074	231,000	1.46%	2.05%	281,505	337
3 ZVON ENA HOLDING	515,731	802,584	515,731	0	0.82%	1.16%	36,094	305
4 ETRA 33	339,117	525,004	339,117	0	0.54%	0.76%	628	7
5 NFD HOLDING	330,781	513,771	330,781	0	0.53%	0.74%	43,176	312
6 KD HOLDING	288,444	448,373	288,444	0	0.46%	0.65%	2,826	261
7 HRAM HOLDING	215,039	333,427	215,039	0	0.34%	0.48%	59,394	285
8 TOSAMA	186,672	290,104	186,672	0	0.30%	0.42%	2,216	66
9 MODRA LINIJA HOLDING	168,168	260,677	168,168	0	0.27%	0.38%	20,303	291
10 INFOND HOLDING	159,207	247,325	159,207	0	0.25%	0.36%	24,371	221
11 TRIGLAV NALOŽBE	75,340	117,393	75,340	0	0.12%	0.17%	35,295	157
12 TRDNJAVA HOLDING	64,154	99,664	64,154	0	0.10%	0.14%	21,395	100
13 VIPA HOLDING	58,150	90,222	58,150	0	0.09%	0.13%	11,630	87
14 FINETOL	52,896	81,633	52,896	0	0.08%	0.12%	210	6
15 CENTER NALOŽBE	52,138	80,987	52,138	0	0.08%	0.12%	6,146	201
16 MEDVEŠEK PUŠNIK	51,642	80,413	51,642	0	0.08%	0.12%	1,615	13
17 ZLATA MONETA II	47,385	73,919	47,385	0	0.08%	0.11%	13,922	73
18 MAKSIMA HOLDING	38,933	60,473	38,933	0	0.06%	0.09%	5,548	99
19 KRONA HOLDING	38,232	59,436	38,232	0	0.06%	0.09%	18,223	96
20 AKTIVA NALOŽBE	37,939	59,084	37,939	0	0.06%	0.09%	6,323	60
21 MAKSIMA INVEST	36,057	55,931	36,057	0	0.06%	0.08%	5,369	89
22 KS NALOŽBE	30,309	47,190	30,309	0	0.05%	0.07%	9,604	105
23 LESNINA	23,674	36,836	23,674	0	0.04%	0.05%	14	10
24 CINKARNA CELJE	18,332	28,460	18,332	0	0.03%	0.04%	144	13
25 JUTEKS	17,028	26,425	17,028	0	0.03%	0.04%	178	11
26 GEA	12,855	19,892	12,855	0	0.02%	0.03%	2,295	6
27 MERCATA	10,034	15,556	10,034	0	0.02%	0.02%	2,201	46
28 SLOVENJALES	9,600	14,880	9,600	0	0.02%	0.02%	200	16
29 DATALAB TEHNOLOGIJE	9,484	14,950	9,484	0	0.02%	0.02%	101	2
30 DZS	6,883	10,694	6,883	0	0.01%	0.02%	94	12
31 PLAMA - PUR	6,691	10,379	6,691	0	0.01%	0.02%	367	5
32 TRDNJAVA I HOLDING	5,472	8,458	5,472	0	0.01%	0.01%	1,824	4
33 MIP	5,075	7,864	5,075	0	0.01%	0.01%	1,138	8
34 M1	4,286	6,888	4,286	0	0.01%	0.01%	1,615	20
35 KOŠAKI TMI	3,271	5,056	3,271	0	0.01%	0.01%	52	1
36 ALPETOUR POTOVALNA AGENCIJA	3,025	4,707	3,025	0	0.00%	0.01%	150	4
37 JAVOR PIVKA	2,110	3,269	2,110	0	0.00%	0.00%	258	8
38 MARINA PORTOROŽ	1,760	2,772	1,760	0	0.00%	0.00%	20	2
39 ELMO	1,362	2,113	1,362	0	0.00%	0.00%	368	2
40 SIVENT	1,353	2,102	1,353	0	0.00%	0.00%	513	39
41 LIZ INŽENIRING	1,295	2,007	1,295	0	0.00%	0.00%	104	4
42 D NALOŽBE	963	1,495	963	0	0.00%	0.00%	361	13
43 ŽELEZARNA RAVNE - MONTER DRAVOGRAD	665	1,028	665	0	0.00%	0.00%	35	1
44 GRAND HOTEL UNION	576	887	576	0	0.00%	0.00%	38	4
45 INLES	246	380	246	0	0.00%	0.00%	79	1
46 MELAMIN	186	290	186	0	0.00%	0.00%	6	2
47 GORENJSKI TISK	180	279	180	0	0.00%	0.00%	9	1
48 ZDRAVILIŠČE ROGAŠKA	76	118	76	0	0.00%	0.00%	33	6
49 TEKSTINA	64	100	64	0	0.00%	0.00%	46	2
50 TERME DOBRNA	8	12	8	0	0.00%	0.00%	1	1
51 ALPOS	0	0	0	0	0.00%	0.00%	0	0
52 GORIŠKE OPEKARNE	0	0	0	0	0.00%	0.00%	0	0
53 INTERTRADE ITA	0	0	0	0	0.00%	0.00%	0	0
54 JADRAN	0	0	0	0	0.00%	0.00%	0	0
55 JELEN GOSTINSKO PODJETJE	0	0	0	0	0.00%	0.00%	0	0
56 MEDVEŠEK PUŠNIK DZU	0	0	0	0	0.00%	0.00%	0	0
57 MKT PRINT	0	0	0	0	0.00%	0.00%	0	0
58 NAMA	0	0	0	0	0.00%	0.00%	0	0
59 NIKO	0	0	0	0	0.00%	0.00%	0	0
60 KD GROUP	0	0	0	0	0.00%	0.00%	0	0
61 TOVARNA SLADKORJA ORMOŽ	0	0	0	0	0.00%	0.00%	0	0
62 SWATY	0	0	0	0	0.00%	0.00%	0	0
63 HIDROTEHNIK	0	0	0	0	0.00%	0.00%	0	0
64 VELANA	0	0	0	0	0.00%	0.00%	0	0
Preferred shares	51,906	80,582	51,906	0	0.08%	0.12%	1,097	100
1 KD HOLDING	51,883	80,547	51,883	0	0.08%	0.12%	1,091	98
2 ZDRAVILIŠČE ROGAŠKA	23	36	23	0	0.00%	0.00%	6	2
3 PRVA GROUP	0	0	0	0	0.00%	0.00%	0	0

BOND MARKET

Issue	Stock trades (in EUR)	Stock trades (in USD)	Normal trades (in EUR)	Block trades (in EUR)	Share in total turnover	Share in turnover of bonds	Volume in pieces	Number of bargains
Total	13,758,477	21,404,363	7,818,907	5,939,570	21.88%	100.00%	352,269	404
1 SLOVENSKA ODŠKODNINSKA DRUŽBA 2. IZDAJA	6,939,166	10,785,073	5,220,615	1,718,551	11.04%	50.44%	158,199	256
2 REPUBLIKA SLOVENIJA 53. IZDAJA	3,450,591	5,381,888	0	3,450,591	5.49%	25.08%	34,468	1
3 REPUBLIKA SLOVENIJA 21. IZDAJA	2,624,182	4,080,543	2,345,416	278,766	4.17%	19.07%	94,148	31
4 REPUBLIKA SLOVENIJA 50. IZDAJA	304,920	475,584	0	304,920	0.48%	2.22%	3,080	1
5 REPUBLIKA SLOVENIJA 62. IZDAJA	191,191	296,632	4,449	186,742	0.30%	1.39%	5,114	5
6 FACTOR BANKA 20. IZDAJA	121,000	186,851	121,000	0	0.19%	0.88%	121	5
7 REPUBLIKA SLOVENIJA 59. IZDAJA	48,119	74,421	48,119	0	0.08%	0.35%	1,210	3
8 REPUBLIKA SLOVENIJA 39. IZDAJA	45,977	71,512	45,977	0	0.07%	0.33%	55,505	65
9 REPUBLIKA SLOVENIJA 54. IZDAJA	13,079	20,338	13,079	0	0.02%	0.10%	296	24
10 NLB 13. IZDAJA	6,823	10,592	6,823	0	0.01%	0.05%	15	5
11 REPUBLIKA SLOVENIJA 32. IZDAJA	3,704	5,826	3,704	0	0.01%	0.03%	37	1
12 REPUBLIKA SLOVENIJA 38. IZDAJA	3,597	5,600	3,597	0	0.01%	0.03%	34	5
13 REPUBLIKA SLOVENIJA 48. IZDAJA	3,465	5,359	3,465	0	0.01%	0.03%	35	1
14 REPUBLIKA SLOVENIJA 49. IZDAJA	2,663	4,145	2,663	0	0.00%	0.02%	7	1
15 ABANKA 6. IZDAJA	0	0	0	0	0.00%	0.00%	0	0
16 ABANKA VIPA 7. IZDAJA	0	0	0	0	0.00%	0.00%	0	0
17 ABANKA VIPA 8. IZDAJA	0	0	0	0	0.00%	0.00%	0	0
18 ABANKA VIPA 9. IZDAJA	0	0	0	0	0.00%	0.00%	0	0
19 ABANKA VIPA 10. IZDAJA	0	0	0	0	0.00%	0.00%	0	0
20 ABANKA VIPA 11. IZDAJA	0	0	0	0	0.00%	0.00%	0	0
21 ABANKA VIPA 12. IZDAJA	0	0	0	0	0.00%	0.00%	0	0
22 BANKA CELJE 10. IZDAJA	0	0	0	0	0.00%	0.00%	0	0
23 BANKA CELJE 7. IZDAJA	0	0	0	0	0.00%	0.00%	0	0
24 BANKA CELJE 8. IZDAJA	0	0	0	0	0.00%	0.00%	0	0
25 BANKA CELJE 9. IZDAJA	0	0	0	0	0.00%	0.00%	0	0
26 BANKA ZASAVJE 3. IZDAJA	0	0	0	0	0.00%	0.00%	0	0
27 BANKA CELJE 6. IZDAJA SERIJA A	0	0	0	0	0.00%	0.00%	0	0
28 DEOS 1. IZDAJA	0	0	0	0	0.00%	0.00%	0	0
29 DARS	0	0	0	0	0.00%	0.00%	0	0
30 DARS 3. IZDAJA	0	0	0	0	0.00%	0.00%	0	0
31 FACTOR BANKA 6. IZDAJA	0	0	0	0	0.00%	0.00%	0	0
32 FACTOR BANKA 8. IZDAJA	0	0	0	0	0.00%	0.00%	0	0
33 FACTOR BANKA 9. IZDAJA	0	0	0	0	0.00%	0.00%	0	0
34 FACTOR BANKA 11. IZDAJA	0	0	0	0	0.00%	0.00%	0	0
35 FACTOR BANKA 12. IZDAJA	0	0	0	0	0.00%	0.00%	0	0
36 FACTOR BANKA 14. IZDAJA	0	0	0	0	0.00%	0.00%	0	0
37 FACTOR BANKA 15. IZDAJA	0	0	0	0	0.00%	0.00%	0	0
38 FACTOR BANKA 19. IZDAJA	0	0	0	0	0.00%	0.00%	0	0
39 FMR	0	0	0	0	0.00%	0.00%	0	0
40 HOTELI BERNARDIN	0	0	0	0	0.00%	0.00%	0	0
41 KB1909 1. IZDAJA	0	0	0	0	0.00%	0.00%	0	0
42 NOVA KBM 5. IZDAJA	0	0	0	0	0.00%	0.00%	0	0
43 NOVA KBM 7. IZDAJA	0	0	0	0	0.00%	0.00%	0	0
44 NOVA KBM 8. IZDAJA	0	0	0	0	0.00%	0.00%	0	0
45 KD HOLDING 1. IZDAJA	0	0	0	0	0.00%	0.00%	0	0
46 KD HOLDING 2. IZDAJA	0	0	0	0	0.00%	0.00%	0	0
47 POSLOVNI SISTEM MERCATOR	0	0	0	0	0.00%	0.00%	0	0
48 NLB 11. IZDAJA	0	0	0	0	0.00%	0.00%	0	0
49 NLB 14. IZDAJA	0	0	0	0	0.00%	0.00%	0	0
50 NLB 15. IZDAJA	0	0	0	0	0.00%	0.00%	0	0
51 NLB 16. IZDAJA	0	0	0	0	0.00%	0.00%	0	0
52 NLB 17. IZDAJA	0	0	0	0	0.00%	0.00%	0	0
53 NLB 18. IZDAJA	0	0	0	0	0.00%	0.00%	0	0
54 NLB 19. IZDAJA	0	0	0	0	0.00%	0.00%	0	0
55 NLB 22. IZDAJA	0	0	0	0	0.00%	0.00%	0	0
56 POŠTNA BANKA SLOVENIJE 5. IZDAJA	0	0	0	0	0.00%	0.00%	0	0
57 POŠTNA BANKA SLOVENIJE 6. IZDAJA	0	0	0	0	0.00%	0.00%	0	0
58 POŠTNA BANKA SLOVENIJE 7. IZDAJA	0	0	0	0	0.00%	0.00%	0	0
59 POTEZA NALOŽBE	0	0	0	0	0.00%	0.00%	0	0
60 PROBANKA 7. IZDAJA	0	0	0	0	0.00%	0.00%	0	0
61 PROBANKA 7. IZDAJA	0	0	0	0	0.00%	0.00%	0	0
62 PROBANKA 8. IZDAJA	0	0	0	0	0.00%	0.00%	0	0
63 PROBANKA 9. IZDAJA	0	0	0	0	0.00%	0.00%	0	0
64 REPUBLIKA SLOVENIJA 18. IZDAJA	0	0	0	0	0.00%	0.00%	0	0
65 REPUBLIKA SLOVENIJA 23. IZDAJA	0	0	0	0	0.00%	0.00%	0	0
66 REPUBLIKA SLOVENIJA 26. IZDAJA	0	0	0	0	0.00%	0.00%	0	0
67 REPUBLIKA SLOVENIJA 29. IZDAJA	0	0	0	0	0.00%	0.00%	0	0
68 REPUBLIKA SLOVENIJA 33. IZDAJA	0	0	0	0	0.00%	0.00%	0	0
69 REPUBLIKA SLOVENIJA 44. IZDAJA	0	0	0	0	0.00%	0.00%	0	0
70 REPUBLIKA SLOVENIJA 56. IZDAJA	0	0	0	0	0.00%	0.00%	0	0
71 REPUBLIKA SLOVENIJA 57. IZDAJA	0	0	0	0	0.00%	0.00%	0	0
72 REPUBLIKA SLOVENIJA 60. IZDAJA	0	0	0	0	0.00%	0.00%	0	0
73 REPUBLIKA SLOVENIJA 61. IZDAJA	0	0	0	0	0.00%	0.00%	0	0
74 REPUBLIKA SLOVENIJA 63. IZDAJA	0	0	0	0	0.00%	0.00%	0	0
75 STANOVANJSKI SKLAD RS 1. IZDAJA	0	0	0	0	0.00%	0.00%	0	0
76 STANOVANJSKI SKLAD RS 3. IZDAJA	0	0	0	0	0.00%	0.00%	0	0
77 BANKA VIPA 5. IZDAJA	0	0	0	0	0.00%	0.00%	0	0
78 BANKA VIPA 6. IZDAJA	0	0	0	0	0.00%	0.00%	0	0
79 BANKA VIPA 7. IZDAJA	0	0	0	0	0.00%	0.00%	0	0
80 ZAVAROVALNICA TRIGLAV 1. IZDAJA	0	0	0	0	0.00%	0.00%	0	0

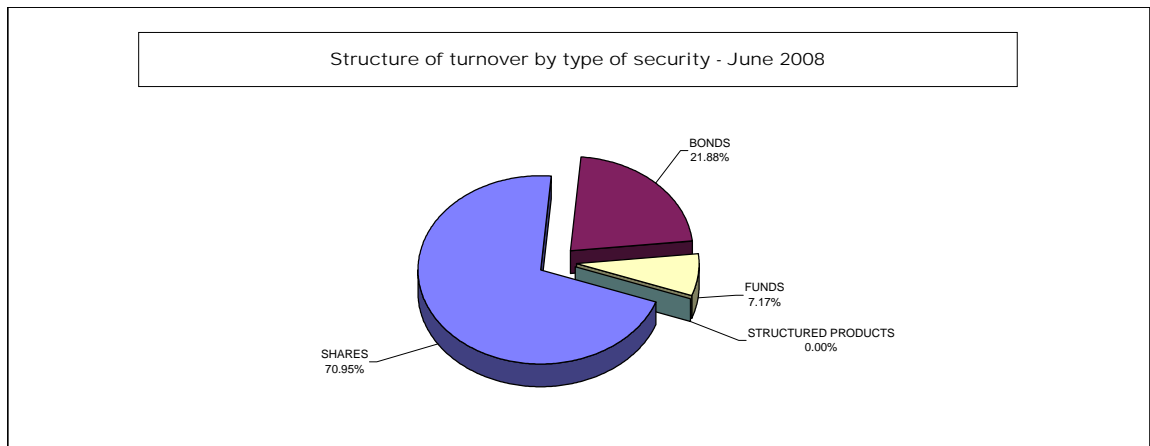
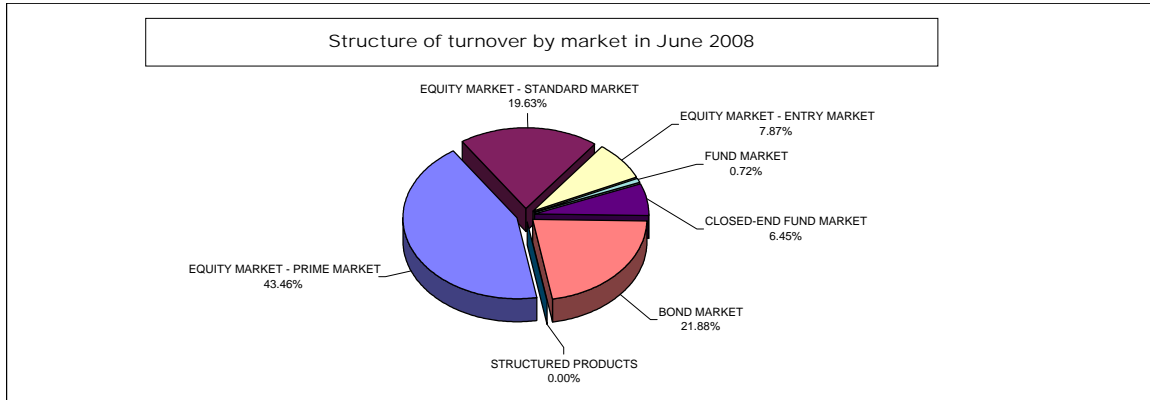
FUND MARKET

Issue	Stock trades (in EUR)	Stock trades (in USD)	Normal trades (in EUR)	Block trades (in EUR)	Share in total turnover	Share in turnover of funds	Volume in pieces	Number of bargains
Total	450,444	701,035	450,444	0	0.72%	10.00%	455,965	250
1 PROBANKA GLOBALNI NALOŽBENI SKLAD	346,695	539,615	346,695	0	0.55%	7.70%	449,060	153
2 MP-BALKAN.SI	94,434	146,955	94,434	0	0.15%	2.10%	1,804	90
3 MP-EUROSTOCK.SI	5,203	7,992	5,203	0	0.01%	0.12%	911	4
4 INDEKSNI VZAJEMNI SKLAD PB URANIUM INDEX	2,187	3,440	2,187	0	0.00%	0.05%	2,190	2
5 INDEKSNI VZAJEMNI SKLAD PB BIOTECH INDEX	1,926	3,033	1,926	0	0.00%	0.04%	2,000	1

CLOSED-END FUND MARKET

Issue	Stock trades (in EUR)	Stock trades (in USD)	Normal trades (in EUR)	Block trades (in EUR)	Share in total turnover	Share in turnover of funds	Volume in pieces	Number of bargains
Total	4,054,509	6,310,507	3,703,567	350,941	6.45%	90.00%	1,151,242	2,123
1 NFD 1 DELNIŠKI INVESTICIJSKI SKLAD	1,856,170	2,880,602	1,505,229	350,941	2.95%	41.20%	936,544	443
2 INFOND ID	762,762	1,191,748	762,762	0	1.21%	16.93%	64,900	297
3 KRONA SENIOR ID	354,434	550,874	354,434	0	0.56%	7.87%	36,341	232
4 KD ID	329,535	512,609	329,535	0	0.52%	7.31%	33,309	360
5 INFOND ID 1	322,067	505,940	322,067	0	0.51%	7.15%	50,830	259
6 ZVON ENA ID	237,991	370,854	237,991	0	0.38%	5.28%	14,535	376
7 MAKSIMA ID	191,550	297,880	191,550	0	0.30%	4.25%	14,783	156

Shares total	44,608,417	69,430,582	42,957,097	1,651,320	70.95%	100.00%	1,204,932	11,684
Funds total	4,504,953	7,011,542	4,154,011	350,941	7.17%	100.00%	1,607,207	2,373
Bonds total	13,758,477	21,404,363	7,818,907	5,939,570	21.88%	100.00%	352,269	404
Structured products	0	0	0	0	0.00%	-	0	0
Total turnover	62,871,847	97,846,487	54,930,016	7,941,831	100.00%	100.00%	3,164,408	14,461



C2) TURNOVER BY SECURITIES IN FIRST HALF-YEAR 2008

EQUITY MARKET - PRIME MARKET

Issue	Stock trades (in EUR)	Stock trades (in USD)	Normal trades (in EUR)	Block trades (in EUR)	Share in total turnover	Share in turnover of shares	Volume in pieces	Number of bargains
Total	432,146,911	658,494,167	422,526,483	9,620,428	55.12%	70.49%	4,301,094	66,186
1 KRKA	232,856,063	355,951,774	229,934,159	2,921,904	29.70%	37.98%	2,335,384	36,107
2 TELEKOM SLOVENIJE	54,354,388	82,795,461	54,354,388	0	6.93%	8.87%	190,966	6,369
3 PETROL	38,208,936	58,186,876	38,208,936	0	4.87%	6.23%	57,705	5,273
4 MERCATOR	37,669,067	56,795,303	31,159,543	6,509,524	4.80%	6.14%	124,885	3,819
5 GORENJE	31,531,656	47,925,340	31,531,656	0	4.02%	5.14%	874,509	5,917
6 LUKA KOPER	23,003,205	34,935,002	22,814,205	189,000	2.93%	3.75%	331,082	6,059
7 INTEREUROPA	13,488,685	20,385,140	13,488,685	0	1.72%	2.20%	383,967	2,541
8 MERKUR	1,034,911	1,519,271	1,034,911	0	0.13%	0.17%	2,596	101

EQUITY MARKET - STANDARD MARKET

Issue	Stock trades (in EUR)	Stock trades (in USD)	Normal trades (in EUR)	Block trades (in EUR)	Share in total turnover	Share in turnover of shares	Volume in pieces	Number of bargains
Total	144,197,957	217,629,095	133,134,084	11,063,872	18.39%	23.52%	2,559,976	23,840
Common shares	144,136,311	217,536,750	133,072,439	11,063,872	18.38%	23.51%	2,558,534	23,813
1 NOVA KREDITNA BANKA MARIBOR	60,893,279	91,764,168	54,454,220	6,439,058	7.77%	9.93%	1,697,830	10,240
2 PIVOVARNA LAŠKO	33,095,743	49,312,094	33,095,743	0	4.22%	5.40%	387,717	2,967
3 SAVA	14,743,999	22,417,108	14,743,999	0	1.88%	2.40%	29,749	2,853
4 AERODROM LJUBLJANA	12,774,117	19,275,665	12,774,117	0	1.63%	2.08%	109,351	4,079
5 ACH	7,103,606	10,964,561	5,235,422	1,868,184	0.91%	1.16%	112,283	172
6 ISTRABENZ	6,028,367	9,262,391	5,733,617	294,750	0.77%	0.98%	65,434	1,879
7 POZAVAROVALNICA SAVA	3,200,308	4,966,434	3,200,308	0	0.41%	0.52%	118,707	367
8 ETOL	1,798,516	2,805,775	563,516	1,235,000	0.23%	0.29%	9,442	168
9 ŽITO	1,467,828	2,217,820	1,467,828	0	0.19%	0.24%	5,560	673
10 TERME ČATEŽ	1,302,913	1,903,637	76,033	1,226,880	0.17%	0.21%	4,534	48
11 SALUS, LJUBLJANA	1,097,992	1,688,776	1,097,992	0	0.14%	0.18%	1,522	185
12 ISKRA AVTOELEKTRIKA	428,578	658,083	428,578	0	0.05%	0.07%	8,447	129
13 DELO PRODAJA	192,717	287,433	192,717	0	0.02%	0.03%	6,722	32
14 MLINOTEST	5,932	9,126	5,932	0	0.00%	0.00%	1,095	12
15 KOMPAS MTS	1,449	2,217	1,449	0	0.00%	0.00%	72	4
16 NIKA	969	1,464	969	0	0.00%	0.00%	69	5
17 GEODETSKI ZAVOD SLOVENIJE	0	0	0	0	0.00%	0.00%	0	0
Preferred shares	61,646	92,345	61,646	0	0.01%	0.01%	1,442	27
1 PROBANKA	61,646	92,345	61,646	0	0.01%	0.01%	1,442	27

EQUITY MARKET - ENTRY MARKET

Issue	Stock trades (in EUR)	Stock trades (in USD)	Normal trades (in EUR)	Block trades (in EUR)	Share in total turnover	Share in turnover of shares	Volume in pieces	Number of bargains
Total	36,748,873	56,327,220	30,257,948	6,490,925	4.69%	5.99%	4,069,847	25,909
Common shares	36,180,840	55,467,918	29,689,916	6,490,925	4.61%	5.90%	4,059,173	25,355
1 HELIOS, DOMŽALE	5,229,082	7,929,151	4,324,582	904,500	0.67%	0.85%	3,871	321
2 NFD HOLDING	4,189,653	6,480,847	2,246,153	1,943,500	0.53%	0.68%	496,349	2,338
3 ZVON ENA HOLDING	4,102,912	6,329,652	2,948,282	1,154,631	0.52%	0.67%	281,391	1,893
4 ZVON DVA HOLDING	2,862,444	4,396,580	2,631,444	231,000	0.37%	0.47%	841,639	2,026
5 AKTIVA NALOŽBE	2,553,161	4,011,831	453,161	2,100,000	0.33%	0.42%	430,270	594
6 KD HOLDING	2,329,059	3,571,852	2,329,059	0	0.30%	0.38%	22,503	1,447
7 INFOND HOLDING	2,066,579	3,142,436	2,066,579	0	0.26%	0.34%	274,397	2,409
8 ŽLATA MONETA II	1,294,704	1,928,193	1,294,704	0	0.17%	0.21%	361,601	1,456
9 LESNINA	1,245,967	1,867,686	1,245,967	0	0.16%	0.20%	648	142
10 KS NALOŽBE	1,196,938	1,853,807	1,196,938	0	0.15%	0.20%	299,249	2,492
11 JAVOR PIVKA	1,157,038	1,792,721	1,157,038	0	0.15%	0.19%	111,810	438
12 TOSAMA	825,549	1,280,379	825,549	0	0.11%	0.13%	10,444	318
13 ETRA 33	658,578	1,003,239	658,578	0	0.08%	0.11%	1,218	36
14 CENTER NALOŽBE	655,659	1,006,232	655,659	0	0.08%	0.11%	81,941	2,355
15 DZS	571,068	884,644	413,774	157,294	0.07%	0.09%	19,269	24
16 JUTEKS	551,559	848,458	551,559	0	0.07%	0.09%	5,417	187
17 HRAM HOLDING	538,330	825,892	538,330	0	0.07%	0.09%	144,264	688
18 MAKSIMA HOLDING	400,934	602,627	400,934	0	0.05%	0.07%	51,255	691
19 TRDNJAVA HOLDING	380,158	586,047	380,158	0	0.05%	0.06%	127,810	284
20 MAKSIMA INVEST	356,839	546,469	356,839	0	0.05%	0.06%	50,280	800
21 CINKARNA CELJE	354,937	537,671	354,937	0	0.05%	0.06%	2,507	156
22 MEDVEŠEK PUŠNIK	338,524	511,541	338,524	0	0.04%	0.06%	9,086	82
23 TRIGLAV NALOŽBE	336,257	519,591	336,257	0	0.04%	0.05%	158,476	1,048
24 MODRA LINJA HOLDING	312,590	478,715	312,590	0	0.04%	0.05%	37,834	536
25 VIPA HOLDING	203,986	312,054	203,986	0	0.03%	0.03%	37,154	394
26 KD GROUP	192,778	291,344	192,778	0	0.02%	0.03%	235	25
27 M1	162,224	243,354	162,224	0	0.02%	0.03%	58,932	624
28 PLAMA - PUR	150,228	234,079	150,228	0	0.02%	0.02%	7,640	59
29 KRONA HOLDING	118,060	182,952	118,060	0	0.02%	0.02%	56,088	256
30 MEDVEŠEK PUŠNIK DZU	108,089	161,547	108,089	0	0.01%	0.02%	402	22
31 DZS	105,097	162,542	105,097	0	0.01%	0.02%	393	40
32 MERCATA	72,144	111,175	72,144	0	0.01%	0.01%	15,494	231
33 ALPETOUR POTOVALNA AGENCIJA	71,582	110,820	71,582	0	0.01%	0.01%	2,957	42
34 SLOVENIJALES	63,331	95,892	63,331	0	0.01%	0.01%	910	63
35 GEA	52,973	81,526	52,973	0	0.01%	0.01%	10,152	29
36 TRDNJAVA I HOLDING	37,446	56,382	37,446	0	0.00%	0.01%	12,487	62
37 GORENJSKI TISK	36,879	56,994	36,879	0	0.00%	0.01%	2,247	14
38 ALPOS	30,063	45,203	30,063	0	0.00%	0.00%	571	24
39 VELANA	26,654	39,794	26,654	0	0.00%	0.00%	2,883	24
40 GRAND HOTEL UNION	24,730	37,634	24,730	0	0.00%	0.00%	1,606	38
41 MELAMIN	23,704	35,078	23,704	0	0.00%	0.00%	686	15
42 CETIS	21,484	32,585	21,484	0	0.00%	0.00%	261	45
43 NIKO	20,987	32,730	20,987	0	0.00%	0.00%	71	8
44 MIP	19,258	29,736	19,258	0	0.00%	0.00%	4,204	116
45 MARINA PORTOROŽ	18,485	27,985	18,485	0	0.00%	0.00%	228	10
46 TERME DOBRNA	12,650	19,431	12,650	0	0.00%	0.00%	1,810	44
47 KOŠAKI TMI	12,083	18,928	12,083	0	0.00%	0.00%	192	5
48 DATALAB TEHNOLOGIJE	9,484	14,950	9,484	0	0.00%	0.00%	101	2
49 JADRAN	8,947	13,872	8,947	0	0.00%	0.00%	466	4
50 HIDROTEHNIK	8,886	13,710	8,886	0	0.00%	0.00%	617	14
51 TEKSTINA	8,668	12,805	8,668	0	0.00%	0.00%	3,601	17
52 LIZ INŽENIRING	8,285	12,569	8,285	0	0.00%	0.00%	787	20
53 INLES	8,152	12,501	8,152	0	0.00%	0.00%	2,335	52
54 SIVENT	7,464	11,654	7,464	0	0.00%	0.00%	2,847	144
55 ZDRAVILIŠČE ROGAŠKA	7,066	10,824	7,066	0	0.00%	0.00%	3,769	82
56 ELMO	6,501	9,889	6,501	0	0.00%	0.00%	1,652	15
57 TOVARNA SLADKORJA ORMOŽ	5,513	8,449	5,513	0	0.00%	0.00%	151	5
58 D NALOŽBE	2,917	4,563	2,917	0	0.00%	0.00%	1,319	39
59 MKT PRINT	2,480	3,887	2,480	0	0.00%	0.00%	187	5
60 NAMA	1,475	2,314	1,475	0	0.00%	0.00%	64	2
61 GORIŠKE OPEKARNE	832	1,275	832	0	0.00%	0.00%	104	1
62 ŽELEZARNA RAVNE - MONTER DRAVOGRAD	665	1,028	665	0	0.00%	0.00%	35	1
63 SWATY	74	108	74	0	0.00%	0.00%	6	1
64 INTERTRADE ITA	0	0	0	0	0.00%	0.00%	0	0
65 JELEN GOSTINSKO PODJETJE	0	0	0	0	0.00%	0.00%	0	0
Preferred shares	568,032	859,302	568,032	0	0.07%	0.09%	10,674	554
1 KD HOLDING	363,568	555,936	363,568	0	0.05%	0.06%	6,545	530
2 PRVA GROUP	204,286	303,101	204,286	0	0.03%	0.03%	4,082	20
3 ZDRAVILIŠČE ROGAŠKA	179	265	179	0	0.00%	0.00%	47	4

BOND MARKET

Issue	Stock trades (in EUR)	Stock trades (in USD)	Normal trades (in EUR)	Block trades (in EUR)	Share in total turnover	Share in turnover of bonds	Volume in pieces	Number of bargains
Total	119,289,828	185,785,165	36,474,191	82,815,637	15.21%	100.00%	3,011,482	2,660
1 SLOVENSKA ODŠKODNINSKA DRUŽBA 2 nd ISSUE	44,763,753	68,741,145	23,742,205	21,021,548	5.71%	37.53%	985,032	1,505
2 REPUBLIKA SLOVENIJA 60 th ISSUE	18,171,579	28,731,163	360,604	17,810,975	2.32%	15.23%	439,790	21
3 REPUBLIKA SLOVENIJA 59 th ISSUE	14,494,400	22,792,229	797,744	13,696,655	1.85%	12.15%	351,585	40
4 REPUBLIKA SLOVENIJA 21 st ISSUE	5,525,981	8,546,855	5,247,215	278,766	0.70%	4.63%	196,447	112
5 NLB 16 th ISSUE	5,169,764	8,110,179	208,603	4,961,161	0.66%	4.33%	12,510	4
6 NOVA KBM 8 th ISSUE	4,224,185	6,624,134	49,824	4,174,361	0.54%	3.54%	10,120	3
7 NLB 20 th ISSUE	4,165,180	6,613,476	0	4,165,180	0.53%	3.49%	10,000	2
8 NOVA KBM 7 th ISSUE	4,101,335	6,431,906	0	4,101,335	0.52%	3.44%	10,000	2
9 REPUBLIKA SLOVENIJA 53 rd ISSUE	3,535,767	5,509,112	85,176	3,450,591	0.45%	2.96%	35,310	29
10 REPUBLIKA SLOVENIJA 32 nd ISSUE	2,595,238	4,050,931	623,093	1,972,145	0.33%	2.18%	25,556	24
11 REPUBLIKA SLOVENIJA 48 th ISSUE	2,337,976	3,694,865	328,388	2,009,588	0.30%	1.96%	22,878	26
12 NLB 21 st ISSUE	1,643,288	2,594,094	0	1,643,288	0.21%	1.38%	4,000	1
13 NLB 17 th ISSUE	1,611,157	2,545,711	0	1,611,157	0.21%	1.35%	4,000	2
14 REPUBLIKA SLOVENIJA 57 th ISSUE	1,099,121	1,719,526	1,099,121	0	0.14%	0.92%	26,274	12
15 REPUBLIKA SLOVENIJA 63 rd ISSUE	1,027,603	1,613,199	34,753	992,850	0.13%	0.86%	1,035	4
16 REPUBLIKA SLOVENIJA 39 th ISSUE	680,887	1,047,275	680,887	0	0.09%	0.57%	817,429	587
17 ABANKA VIPA 11 th ISSUE	415,005	650,822	415,005	0	0.05%	0.35%	10,000	3
18 ABANKA VIPA 12 th ISSUE	414,170	649,513	414,170	0	0.05%	0.35%	10,000	3
19 REPUBLIKA SLOVENIJA 50 th ISSUE	306,208	477,564	1,288	304,920	0.04%	0.26%	3,093	4
20 ABANKA VIPA 7 th ISSUE	268,761	425,634	268,761	0	0.03%	0.23%	2,661	4
21 REPUBLIKA SLOVENIJA 54 th ISSUE	256,722	383,334	256,722	0	0.03%	0.22%	5,637	38
22 REPUBLIKA SLOVENIJA 62 nd ISSUE	250,836	384,427	64,094	186,742	0.03%	0.21%	6,624	23
23 REPUBLIKA SLOVENIJA 18 th ISSUE	250,372	392,757	45,772	204,600	0.03%	0.21%	2,452	15
24 REPUBLIKA SLOVENIJA 23 rd ISSUE	230,909	363,627	1,133	229,776	0.03%	0.19%	2,236	2
25 KD HOLDING 1 st ISSUE	209,100	308,577	209,100	0	0.03%	0.18%	2,040	4
26 PROBANKA 9 th ZDAJA	196,000	306,309	196,000	0	0.02%	0.16%	2,000	1
27 FACTOR BANKA 19 th ISSUE	192,600	300,995	192,600	0	0.02%	0.16%	200	1
28 REPUBLIKA SLOVENIJA 26 th ISSUE	168,243	261,151	168,243	0	0.02%	0.14%	1,649	17
29 CIMOS 1 st ISSUE	154,485	240,619	154,485	0	0.02%	0.13%	1,550	5
30 REPUBLIKA SLOVENIJA 38 th ISSUE	131,862	202,627	131,862	0	0.02%	0.11%	1,238	38
31 FACTOR BANKA 20 th ISSUE	121,000	186,851	121,000	0	0.02%	0.10%	121	5
32 REPUBLIKA SLOVENIJA 29 th ISSUE	120,110	180,900	120,110	0	0.02%	0.10%	1,170	23
33 STANOVANJSKI SKLAD RS 3 rd ISSUE	95,016	147,854	95,016	0	0.01%	0.08%	521	2
34 NLB 13 th ISSUE	77,791	122,582	77,791	0	0.01%	0.07%	171	9
35 REPUBLIKA SLOVENIJA 58 th ISSUE	66,933	99,684	66,933	0	0.01%	0.06%	1,619	38
36 KD HOLDING 2 nd ISSUE	53,262	82,969	53,262	0	0.01%	0.04%	541	7
37 STANOVANJSKI SKLAD RS 1 st ISSUE	35,758	56,329	35,758	0	0.00%	0.03%	3,000	1
38 FACTOR BANKA 9 th ISSUE	32,670	49,400	32,670	0	0.00%	0.03%	33	1
39 FACTOR BANKA 6 th ISSUE	22,242	34,289	22,242	0	0.00%	0.02%	53	10
40 REPUBLIKA SLOVENIJA 49 th ISSUE	16,448	24,686	16,448	0	0.00%	0.01%	43	6
41 PROBANKA 6 th ISSUE	14,754	23,504	14,754	0	0.00%	0.01%	145	2
42 REPUBLIKA SLOVENIJA 61 st ISSUE	14,300	21,483	14,300	0	0.00%	0.01%	360	4
43 REPUBLIKA SLOVENIJA 56 th ISSUE	12,563	19,032	12,563	0	0.00%	0.01%	304	14
44 FACTOR BANKA 15 th ISSUE	10,100	15,727	10,100	0	0.00%	0.01%	10	1
45 ABANKA 6 th ISSUE	3,454	5,326	3,454	0	0.00%	0.00%	94	1
46 BANKA VIPA 7 th ISSUE	688	1,012	688	0	0.00%	0.00%	3	2
47 HOTELI BERNARDIN	254	380	254	0	0.00%	0.00%	2	2
48 ABANKA VIPA 8 th ISSUE	0	0	0	0	0.00%	0.00%	0	0
49 ABANKA VIPA 9 th ISSUE	0	0	0	0	0.00%	0.00%	0	0
50 ABANKA VIPA 10 th ISSUE	0	0	0	0	0.00%	0.00%	0	0
51 BANKA CELJE 1 st ISSUE	0	0	0	0	0.00%	0.00%	0	0
52 BANKA CELJE 6 th ISSUE	0	0	0	0	0.00%	0.00%	0	0
53 BANKA CELJE 7 th ISSUE	0	0	0	0	0.00%	0.00%	0	0
54 BANKA CELJE 8 th ISSUE	0	0	0	0	0.00%	0.00%	0	0
55 BANKA CELJE 9 th ISSUE	0	0	0	0	0.00%	0.00%	0	0
56 BANKA ZASAVJE 3 rd ISSUE	0	0	0	0	0.00%	0.00%	0	0
57 DEOS 1 st ISSUE	0	0	0	0	0.00%	0.00%	0	0
58 DARS	0	0	0	0	0.00%	0.00%	0	0
59 DARS 3 rd ISSUE	0	0	0	0	0.00%	0.00%	0	0
60 FACTOR BANKA 8 th ISSUE	0	0	0	0	0.00%	0.00%	0	0
61 FACTOR BANKA 11 th ISSUE	0	0	0	0	0.00%	0.00%	0	0
62 FACTOR BANKA 12 th ISSUE	0	0	0	0	0.00%	0.00%	0	0
63 FACTOR BANKA 13 th ISSUE	0	0	0	0	0.00%	0.00%	0	0
64 FACTOR BANKA 14 th ISSUE	0	0	0	0	0.00%	0.00%	0	0
65 FMR	0	0	0	0	0.00%	0.00%	0	0
66 KB1909 1 st ISSUE	0	0	0	0	0.00%	0.00%	0	0
67 NOVA KBM 5 th ISSUE	0	0	0	0	0.00%	0.00%	0	0
68 POSLOVNI SISTEM MERCATOR	0	0	0	0	0.00%	0.00%	0	0
69 NLB 11 th ISSUE	0	0	0	0	0.00%	0.00%	0	0
70 NLB 12 th ISSUE	0	0	0	0	0.00%	0.00%	0	0
71 NLB 14 th ISSUE	0	0	0	0	0.00%	0.00%	0	0
72 NLB 15 th ISSUE	0	0	0	0	0.00%	0.00%	0	0
73 NLB 18 th ISSUE	0	0	0	0	0.00%	0.00%	0	0
74 NLB 19 th ISSUE	0	0	0	0	0.00%	0.00%	0	0
75 NLB 22 nd ISSUE	0	0	0	0	0.00%	0.00%	0	0
76 POŠTNA BANKA SLOVENIJE 5 th ISSUE	0	0	0	0	0.00%	0.00%	0	0
77 POŠTNA BANKA SLOVENIJE 6 th ISSUE	0	0	0	0	0.00%	0.00%	0	0
78 POŠTNA BANKA SLOVENIJE 7 th ISSUE	0	0	0	0	0.00%	0.00%	0	0
79 POTEZA NALOŽBE	0	0	0	0	0.00%	0.00%	0	0
80 PROBANKA 7 th ISSUE	0	0	0	0	0.00%	0.00%	0	0
81 PROBANKA 8 th ISSUE	0	0	0	0	0.00%	0.00%	0	0
82 REPUBLIKA SLOVENIJA 33 rd ISSUE	0	0	0	0	0.00%	0.00%	0	0
83 REPUBLIKA SLOVENIJA 44 th ISSUE	0	0	0	0	0.00%	0.00%	0	0
84 REPUBLIKA SLOVENIJA 52 nd ISSUE	0	0	0	0	0.00%	0.00%	0	0
85 STANOVANJSKI SKLAD RS 2 nd ISSUE	0	0	0	0	0.00%	0.00%	0	0
86 BANKA VIPA 5 th ISSUE	0	0	0	0	0.00%	0.00%	0	0
87 BANKA VIPA 6 th ISSUE	0	0	0	0	0.00%	0.00%	0	0
88 ZAVAROVALNICA TRIGLAV 1 st ISSUE	0	0	0	0	0.00%	0.00%	0	0

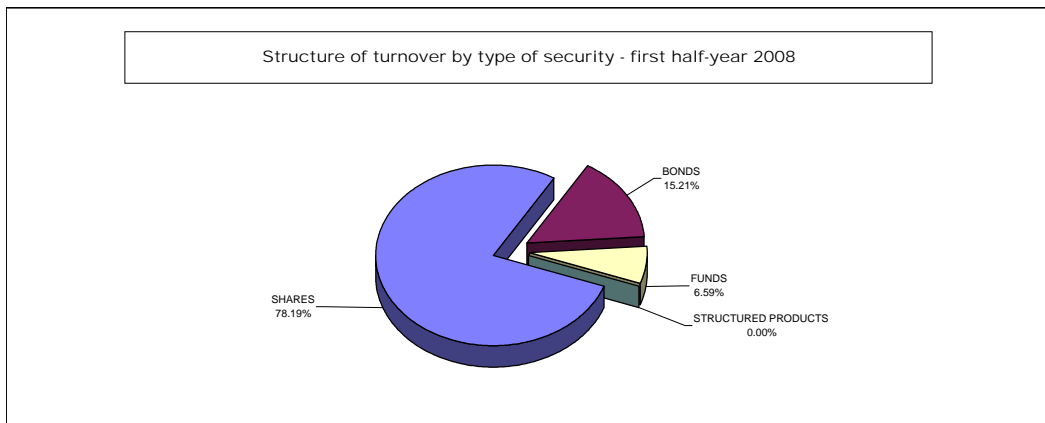
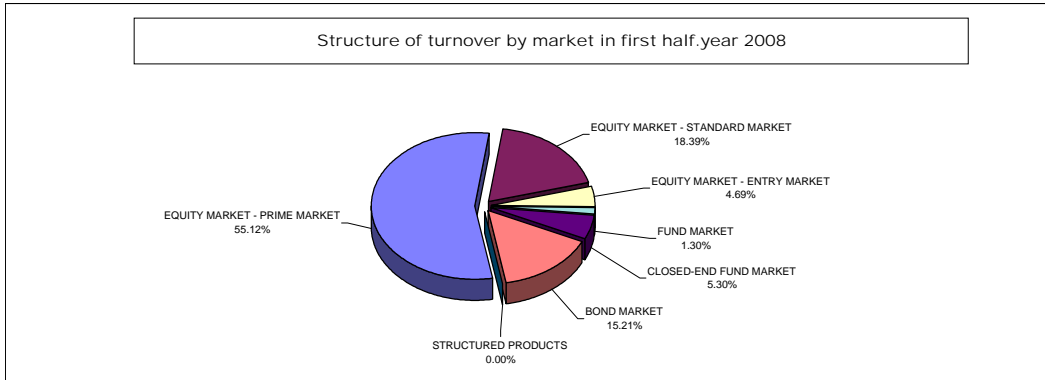
FUND MARKET

Issue	Stock trades (in EUR)	Stock trades (in USD)	Normal trades (in EUR)	Block trades (in EUR)	Share in total turnover	Share in turnover of funds	Volume in pieces	Number of bargains
Total	10,154,292	15,546,692	6,789,392	3,364,900	1.30%	19.64%	9,462,856	3,421
1 PROBANKA GLOBALNI NALOŽBENI SKLAD	7,628,005	11,678,758	4,263,105	3,364,900	0.97%	14.76%	9,392,085	2,169
2 MP-BALKAN.SI	2,366,351	3,626,951	2,366,351	0	0.30%	4.58%	40,753	1,151
3 MP-EUROSTOCK.SI	155,823	234,510	155,823	0	0.02%	0.30%	25,828	98
4 INDEKSNi VZAJEMNI SKLAD PB URANIUM INDEX	2,187	3,440	2,187	0	0.00%	0.00%	2,190	2
5 INDEKSNi VZAJEMNI SKLAD PB BIOTECH INDEX	1,926	3,033	1,926	0	0.00%	0.00%	2,000	1

CLOSED-END FUND MARKET

Issue	Stock trades (in EUR)	Stock trades (in USD)	Normal trades (in EUR)	Block trades (in EUR)	Share in total turnover	Share in turnover of funds	Volume in pieces	Number of bargains
Total	41,536,346	63,860,381	38,987,213	2,549,133	5.30%	80.36%	9,931,544	17,351
1 NFD 1 DELNIŠKI INVESTICIJSKI SKLAD	19,002,188	29,388,527	17,796,124	1,206,064	2.42%	36.76%	8,068,800	4,238
2 KD ID	7,308,536	11,211,141	7,308,536	0	0.93%	14.14%	576,092	3,240
3 INFOND ID	6,830,485	10,423,783	5,617,445	1,213,040	0.87%	13.21%	516,959	2,932
4 MAKSIMA ID	3,283,720	4,989,786	3,283,720	0	0.42%	6.35%	241,486	1,548
5 KRONA SENIOR ID	2,076,751	3,199,324	2,076,751	0	0.26%	4.02%	205,974	870
6 INFOND ID 1	1,683,136	2,585,113	1,553,107	130,029	0.21%	3.26%	246,237	2,529
7 ZVON ENA ID	1,351,530	2,062,706	1,351,530	0	0.17%	2.61%	75,996	1,994

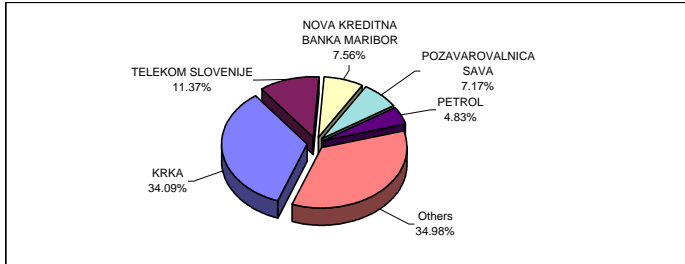
Shares total	613,093,740	932,450,483	585,918,515	27,175,224	78.19%	100.00%	10,930,917	115,935
Funds total	51,690,638	79,407,073	45,776,605	5,914,033	6.59%	100.00%	19,394,400	20,772
Bonds total	119,289,828	185,785,165	36,474,191	82,815,637	15.21%	100.00%	3,011,482	2,660
Structured products	0	0	0	0	0.00%	-	0	0
Total turnover	784,074,206	1,197,642,721	668,169,312	115,904,895	100.00%	100.00%	33,336,799	139,367



C3) MOST TRADED SECURITIES IN JUNE 2008

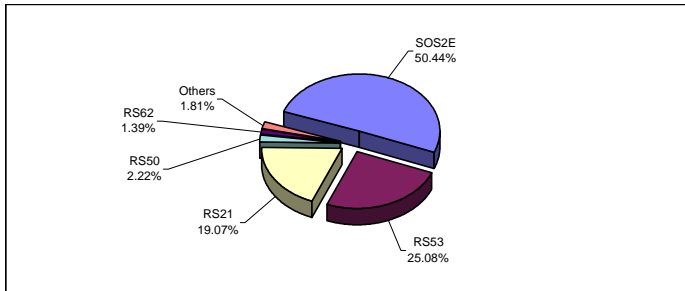
MOST TRADED SHARES

Issuer	Turnover (in 000 EUR) - order book trades only	Number of bargains - order book trades only	Market capitalisation as of 30 Jun 2008 (in EURm)
KRKA	15,207	3,064	3,173
TELEKOM SLOVENIJE	5,071	599	1,695
NOVA KREDITNA BANKA MARIBOR	3,373	873	654
POZAVAROVALNICA SAVA	3,200	367	254
PETROL	2,152	469	1,147
Others	15,605	6,312	7,615
Total	44,608	11,684	14,537



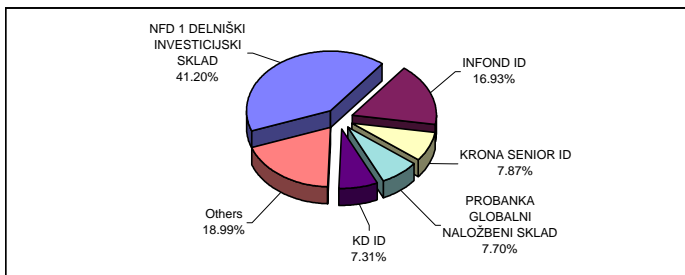
MOST TRADED BONDS

Issuer	Turnover (in 000 EUR) - order book trades only	Number of bargains - order book trades only	Market capitalisation as of 30 Jun 2008 (in EURm)
SLOVENSKA ODŠKODNINSKA DRUŽBA 2 nd ISSUE	6,939	256	612
REPUBLIKA SLOVENIJA 53 rd ISSUE	3,451	1	79
REPUBLIKA SLOVENIJA 21 st ISSUE	2,624	31	31
REPUBLIKA SLOVENIJA 50 th ISSUE	305	1	47
REPUBLIKA SLOVENIJA 62 nd ISSUE	191	5	375
Others	248	110	5,166
Total	13,758	404	6,311



MOST TRADED INVESTMENT FUNDS

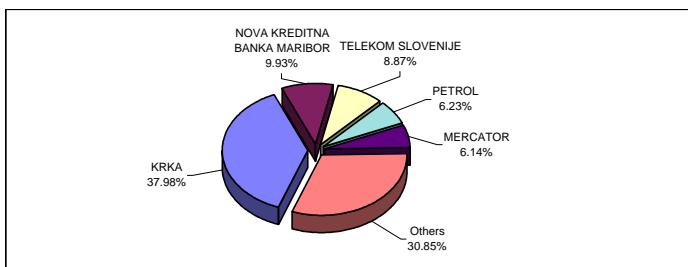
INVESTMENT FUNDS	Turnover (in 000 EUR) - order book trades only	Number of bargains - order book trades only	Market capitalisation as of 30 Jun 2008 (in EURm)
NFD 1 DELNIŠKI INVESTICIJSKI SKLAD	1,856	443	300
INFOND ID	763	297	97
KRONA SENIOR ID	354	232	69
PROBANKA GLOBALNI NALOŽBENI SKLAD	347	153	77
KD ID	330	360	85
Others	855	888	195
Total	4,505	2,373	822



C4) MOST TRADED SECURITIES IN FIRST HALF-YEAR 2008

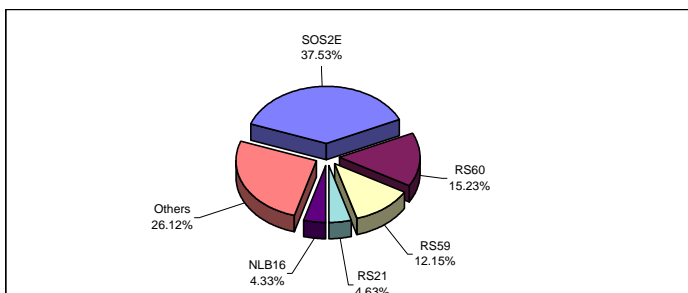
MOST TRADED SHARES

Issuer	Turnover (in 000 EUR) - order book trades only	Number of bargains - order book trades only	Market capitalisation as of 30 Jun 2008 (in EURm)
KRKA	232,856	36,107	3,173
NOVA KREDITNA BANKA MARIBOR	60,893	10,240	654
TELEKOM SLOVENIJE	54,354	6,369	1,695
PETROL	38,209	5,273	1,147
MERCATOR	37,669	3,819	925
Others	189,112	54,127	6,943
Total	613,094	115,935	14,537



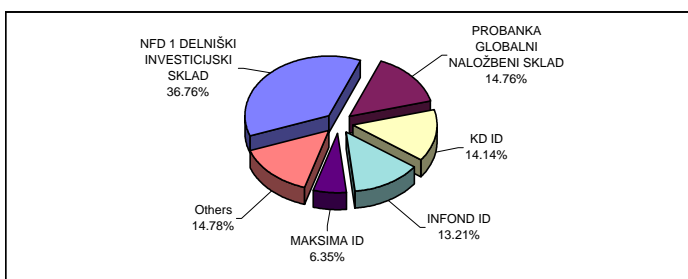
MOST TRADED BONDS

Issuer	Turnover (in 000 EUR) - order book trades only	Number of bargains - order book trades only	Market capitalisation as of 30 Jun 2008 (in EURm)
SLOVENSKA ODŠKODNINSKA DRUŽBA 2 nd ISSUE	44,764	1,505	612
REPUBLIKA SLOVENIJA 60 th ISSUE	18,172	21	370
REPUBLIKA SLOVENIJA 59 th ISSUE	14,494	40	1,016
REPUBLIKA SLOVENIJA 21 st ISSUE	5,526	112	31
NLB 16 th ISSUE	5,170	4	32
Others	31,164	978	4,248
Total	119,290	2,660	6,311



MOST TRADED INVESTMENT FUNDS

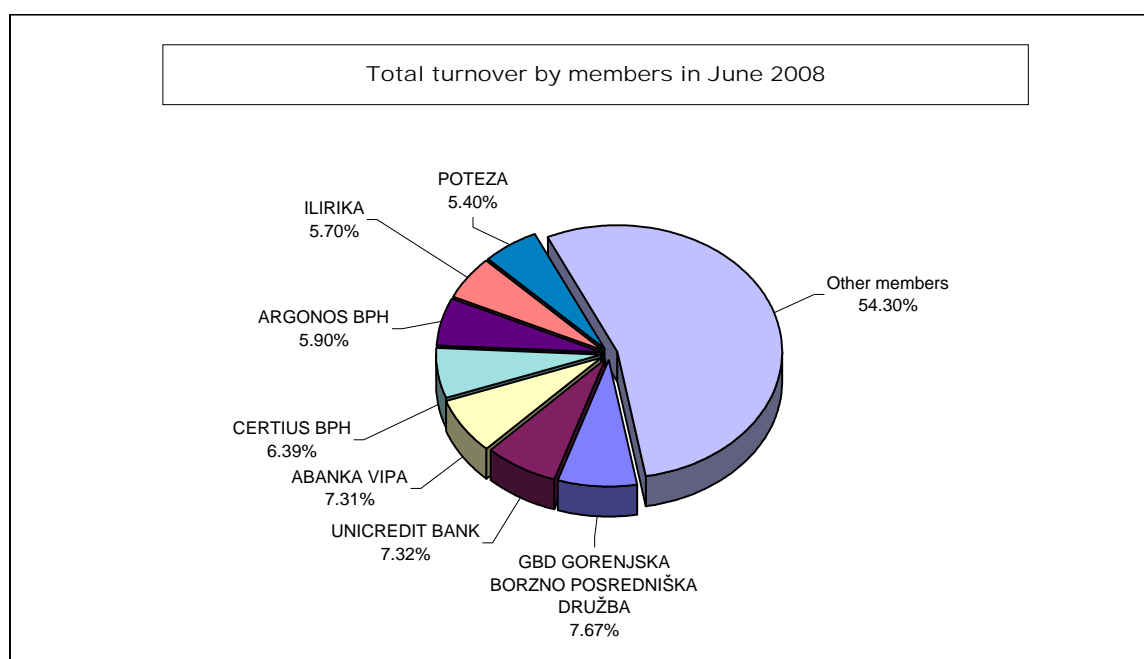
INVESTMENT FUNDS	Turnover (in 000 EUR) - order book trades only	Number of bargains - order book trades only	Market capitalisation as of 30 Jun 2008 (in EURm)
NFD 1 DELNIŠKI INVESTICIJSKI SKLAD	19,002	4,238	300
PROBANKA GLOBALNI NALOŽBENI SKLAD	7,628	2,169	77
KD ID	7,309	3,240	85
INFOND ID	6,830	2,932	97
MAKSIMA ID	3,284	1,548	94
Others	7,638	6,645	170
Total	51,691	20,772	822



C5) MONTHLY TURNOVER BY LJSE MEMBERS

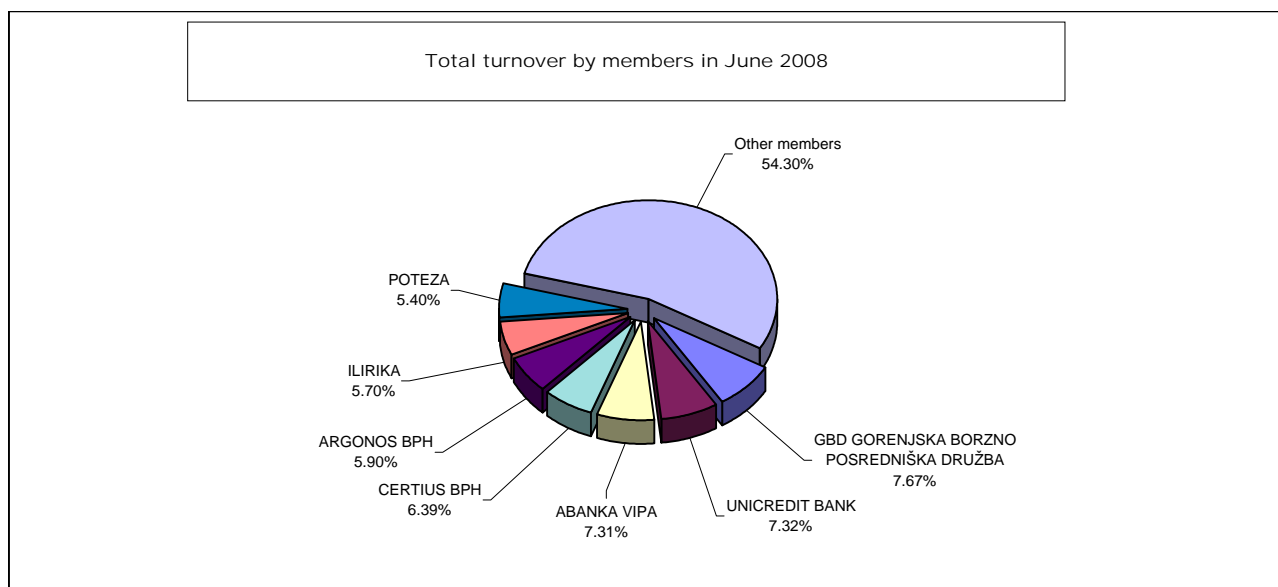
TURNOVER BY MEMBERS BY TYPE OF TRADE IN JUNE 2008

Member	Normal trades (in EUR)	Block trades (in EUR)	Total via BTS (in EUR)	Share in turnover
1 GBD GORENJSKA BORZNO POSREDNIŠKA DRUŽBA	9,358,954	284,640	9,643,594	7.67%
2 UNICREDIT BANK	9,205,475		9,205,475	7.32%
3 ABANKA VIPA	7,474,021	1,718,551	9,192,572	7.31%
4 CERTIUS BPH	8,039,234		8,039,234	6.39%
5 ARGONOS BPH	7,414,058		7,414,058	5.90%
6 ILIRIKA	7,170,586		7,170,586	5.70%
7 POTEZA	6,796,056		6,796,056	5.40%
8 PROBANKA	6,488,411		6,488,411	5.16%
9 DEŽELNA BANKA SLOVENIJE	2,236,038	4,032,533	6,268,570	4.99%
10 FACTOR BANKA	4,710,796	1,556,766	6,267,562	4.98%
11 PERSPEKTIVA BPD	1,327,418	4,784,856	6,112,274	4.86%
12 RAIFFEISEN BANKA	4,630,484	1,278,000	5,908,484	4.70%
13 PUBLIKUM	4,931,478		4,931,478	3.92%
14 NOVA LJUBLJANSKA BANKA	4,897,288		4,897,288	3.89%
15 VERITAS BH	4,062,196	278,766	4,340,962	3.45%
16 KD BPD	2,396,994	1,718,551	4,115,544	3.27%
17 NOVA KBM	3,991,296		3,991,296	3.17%
18 SKB BANKA	3,894,729		3,894,729	3.10%
19 MP BPH	3,877,085		3,877,085	3.08%
20 HYPO ALPE-ADRIA-BANK	2,973,244	231,000	3,204,244	2.55%
21 PFCI	2,451,344		2,451,344	1.95%
22 BANKA KOPER	748,682		748,682	0.60%
23 MOJA DELNICA BPH	602,405		602,405	0.48%
24 GORENJSKA BANKA	181,761		181,761	0.14%
TOTAL	109,860,031	15,883,662	125,743,694	100.00%



TURNOVER BY MEMBERS BY TYPE OF SECURITY IN JUNE 2008

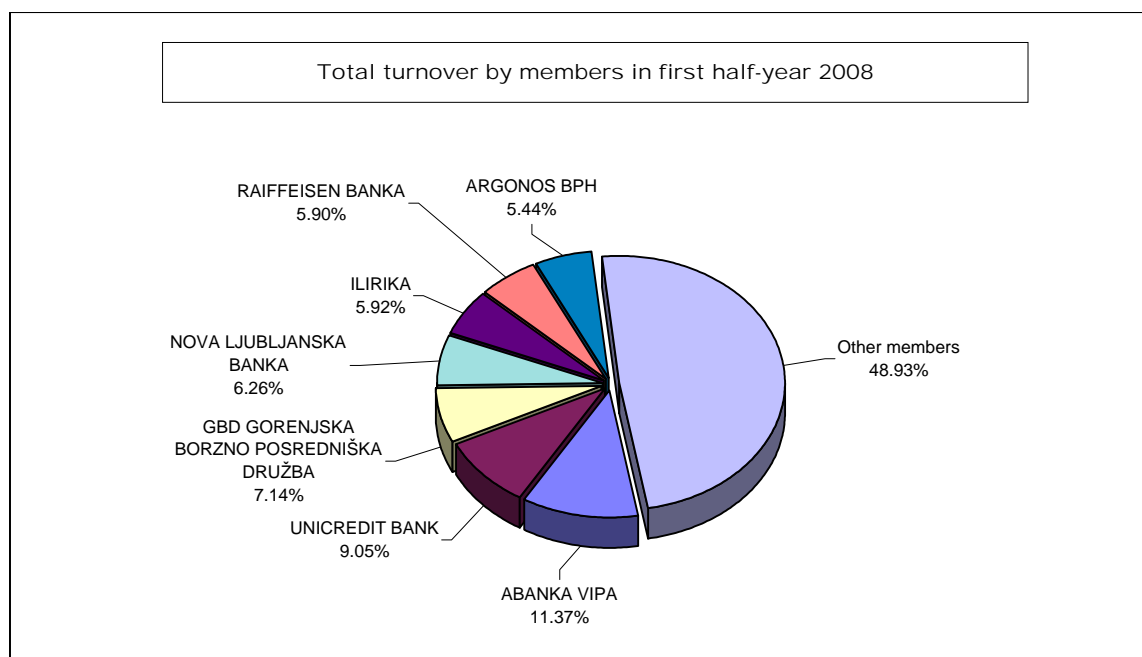
Member	Shares	Bonds	Funds	Total (in EUR)	Share in turnover
1 GBD GORENJSKA BORZNO POSREDNIŠKA DRUŽBA	7,384,393	803,918	1,455,284	9,643,594	7.67%
2 UNICREDIT BANK	8,150,054	1,051,905	3,515	9,205,475	7.32%
3 ABANKA VIPA	6,994,011	2,005,943	192,617	9,192,572	7.31%
4 CERTIUS BPH	6,317,638	314,449	1,407,147	8,039,234	6.39%
5 ARGONOS BPH	6,744,253	46,544	623,260	7,414,058	5.90%
6 ILIRIKA	4,917,379	1,692,598	560,608	7,170,586	5.70%
7 POTEZA	5,759,839	112,425	923,792	6,796,056	5.40%
8 PROBANKA	3,772,879	2,219,747	495,785	6,488,411	5.16%
9 DEŽELNA BANKA SLOVENIJE	2,247,449	3,454,793	566,328	6,268,570	4.99%
10 FACTOR BANKA	3,824,380	2,347,556	95,626	6,267,562	4.98%
11 PERSPEKTIVA BPD	1,055,976	4,593,462	462,837	6,112,274	4.86%
12 RAIFFEISEN BANKA	5,420,590	48,239	439,655	5,908,484	4.70%
13 PUBLIKUM	4,784,961	117,486	29,030	4,931,478	3.92%
14 NOVA LJUBLJANSKA BANKA	2,279,493	2,404,510	213,284	4,897,288	3.89%
15 VERITAS BH	1,025,750	3,229,106	86,106	4,340,962	3.45%
16 KD BPD	1,802,030	2,255,325	58,190	4,115,544	3.27%
17 NOVA KBM	2,936,664	453,579	601,053	3,991,296	3.17%
18 SKB BANKA	3,759,914	48,034	86,781	3,894,729	3.10%
19 MP BPH	3,486,033	199,510	191,541	3,877,085	3.08%
20 HYPO ALPE-ADRIA-BANK	3,202,050		2,194	3,204,244	2.55%
21 PFCI	1,983,743	42,333	425,268	2,451,344	1.95%
22 BANKA KOPER	712,305	8,079	28,298	748,682	0.60%
23 MOJA DELNICA BPH	518,548	31,403	52,454	602,405	0.48%
24 GORENJSKA BANKA	136,500	36,011	9,250	181,761	0.14%
TOTAL	89,216,834	27,516,955	9,009,905	125,743,694	100.00%



C5) MONTHLY TURNOVER BY LJSE MEMBERS

TURNOVER BY MEMBERS BY TYPE OF TRADE IN FIRST HALF-YEAR 2008

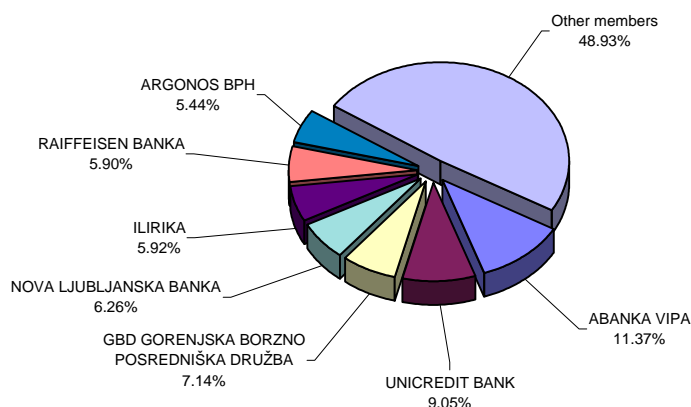
	Member	Normal trades (in EUR)	Block trades (in EUR)	Total via BTS (in EUR)	Share in turnover
1	ABANKA VIPA	119,737,935	58,518,297	178,256,232	11.37%
2	UNICREDIT BANK	127,835,886	14,117,536	141,953,422	9.05%
3	GBD GORENJSKA BORZNO POSREDNIŠKA DRUŽBA	111,618,470	284,640	111,903,110	7.14%
4	NOVA LJUBLJANSKA BANKA	74,521,003	23,629,808	98,150,811	6.26%
5	ILIRIKA	88,457,480	4,335,113	92,792,593	5.92%
6	RAIFFEISEN BANKA	53,739,231	38,722,996	92,462,227	5.90%
7	ARGONOS BPH	85,296,653		85,296,653	5.44%
8	POTEZA	80,964,678	2,840,532	83,805,210	5.34%
9	CERTIUS BPH	80,735,726		80,735,726	5.15%
10	SKB BANKA	65,233,711	7,894,740	73,128,450	4.66%
11	NOVA KBM	57,999,164	12,791,901	70,791,065	4.51%
12	MP BPH	57,659,254	1,541,468	59,200,722	3.78%
13	PROBANKA	48,349,365	6,729,800	55,079,165	3.51%
14	HYPO ALPE-ADRIA-BANK	51,058,073	1,598,880	52,656,953	3.36%
15	FACTOR BANKA	37,049,797	11,775,246	48,825,043	3.11%
16	KD BPD	39,059,337	8,315,908	47,375,245	3.02%
17	DEŽELNA BANKA SLOVENIJE	30,843,264	11,543,466	42,386,731	2.70%
18	PERSPEKTIVA BPD	29,090,325	11,260,329	40,350,655	2.57%
19	PUBLIKUM	36,081,118	4,226,600	40,307,718	2.57%
20	PFCI	23,915,538	1,863,995	25,779,533	1.64%
21	VERITAS BH	18,446,148	278,766	18,724,914	1.19%
22	GORENJSKA BANKA	1,249,873	9,539,767	10,789,640	0.69%
23	BANKA KOPER	9,305,267		9,305,267	0.59%
24	MOJA DELNICA BPH	8,091,329		8,091,329	0.52%
	TOTAL	1,336,338,624	231,809,789	1,568,148,413	100.00%



TURNOVER BY MEMBERS BY TYPE OF SECURITY IN FIRST HALF-YEAR 2008

	Member	Shares	Bonds	Funds	Total (in EUR)	Share in turnover
1	ABANKA VIPA	113,634,345	57,981,402	6,640,485	178,256,232	11.37%
2	UNICREDIT BANK	134,339,649	7,259,734	354,040	141,953,422	9.05%
3	GBD GORENJSKA BORZNO POSREDNIŠKA DRUŽBA	88,418,291	4,013,943	19,470,876	111,903,110	7.14%
4	NOVA LJUBLJANSKA BANKA	58,835,641	36,575,633	2,739,537	98,150,811	6.26%
5	ILIRIKA	76,726,401	9,843,994	6,222,198	92,792,593	5.92%
6	RAIFFEISEN BANKA	49,875,733	38,804,612	3,781,882	92,462,227	5.90%
7	ARGONOS BPH	78,696,160	681,783	5,918,710	85,296,653	5.44%
8	POTEZA	72,705,636	2,585,447	8,514,128	83,805,210	5.34%
9	CERTIUS BPH	70,400,345	2,127,991	8,207,389	80,735,726	5.15%
10	SKB BANKA	65,572,246	7,336,485	219,719	73,128,450	4.66%
11	NOVA KBM	51,868,665	12,064,411	6,857,989	70,791,065	4.51%
12	MP BPH	52,056,228	3,115,514	4,028,980	59,200,722	3.78%
13	PROBANKA	39,576,935	4,839,855	10,662,375	55,079,165	3.51%
14	HYPO ALPE-ADRIA-BANK	51,730,620	41,971	884,362	52,656,953	3.36%
15	FACTOR BANKA	36,017,496	10,622,898	2,184,649	48,825,043	3.11%
16	KD BPD	40,263,011	6,444,791	667,443	47,375,245	3.02%
17	DEŽELNA BANKA SLOVENIJE	34,617,259	3,850,941	3,918,530	42,386,731	2.70%
18	PERSPEKTIVA BPD	25,425,848	13,177,694	1,747,112	40,350,655	2.57%
19	PUBLIKUM	39,480,759	434,049	392,910	40,307,718	2.57%
20	PFCI	17,365,874	639,280	7,774,379	25,779,533	1.64%
21	VERITAS BH	11,619,677	5,838,883	1,266,355	18,724,914	1.19%
22	GORENJSKA BANKA	1,022,595	9,636,023	131,023	10,789,640	0.69%
23	BANKA KOPER	8,382,692	547,274	375,301	9,305,267	0.59%
24	MOJA DELNICA BPH	7,555,372	115,051	420,906	8,091,329	0.52%
	TOTAL	1,226,187,480	238,579,657	103,381,276	1,568,148,413	100.00%

Total turnover by members in first half-year 2008



C5) TURNOVER IN YEARS 2007 AND 2008

MONTHLY TURNOVER ON OFFICIAL AND SEMI-OFFICIAL MARKET

Year 2007	Number of trading days	Turnover via BTS (in EUR)		average per bargain	Number of bargains via BTS	
		per year	average per day		per year	average per day
May	21	152,064,310	7,241,158	6,917	21,985	1,047
June	20	182,500,592	9,125,030	8,814	20,706	1,035
July	22	250,231,975	11,374,181	9,147	27,357	1,244
August	22	239,346,331	10,879,379	8,696	27,523	1,251
September	20	170,336,792	8,516,840	7,557	22,540	1,127
October	22	169,935,944	7,724,361	7,813	21,751	989
November	21	195,474,830	9,308,325	1,000	195,475	9,308
December	18	232,277,692	12,904,316	7,599	30,566	1,698
TOTAL	246	2,226,900,747			454,188	
Average 2007	21	185,575,062	9,066,677	7,247	37,849	1,836
Year 2008						
January	21	193,919,088	9,234,242	5,938	32,658	1,555
February	20	118,914,771	5,945,739	5,328	22,317	1,116
March	19	136,958,456	7,208,340	5,721	23,941	1,260
April	22	199,185,935	9,053,906	6,764	29,448	1,339
May	20	72,224,108	3,611,205	4,366	16,542	827
June	20	62,871,847	3,143,592	4,348	14,461	723
TOTAL	122	784,074,206			139,367	
Average 2007	20	130,679,034	6,366,171	5,411	23,228	1,137

TURNOVER BY SECURITIES ON ALL MARKETS OF LJUBLJANA STOCK EXCHANGE IN YEARS 1998 - 2008

Total turnover and number of bargains

Year	Number of trading days	Turnover via BTS (in EUR)		average per bargain	Number of bargains via BTS	
		per year	average per day		per year	average per day
2008	122	784,074,206	6,366,171	5,411	139,367	1,137
2007	246	2,226,900,747	9,052,442	4,903	454,188	1,846
2006	247	996,477,198	4,034,321	4,353	228,941	927
2005	250	579,204,722	2,316,819	2,263	255,908	1,024
2004	255	837,861,029	3,285,730	2,382	351,760	1,379
2003	249	700,844,661	2,814,637	2,058	340,582	1,368
2002	247	1,156,611,591	4,682,638	2,563	451,250	1,827
2001	247	707,615,828	2,864,841	2,221	318,645	1,290
2000	249	1,174,224,149	4,715,760	2,971	395,284	1,587
1999	254	1,397,785,135	5,503,091	3,134	445,966	1,756
1998	252	2,259,292,124	8,965,445	9,531	237,049	941

MONTHLY TURNOVER WITH REGULAR TRADES

Year 2007	Number of	Turnover (in EUR)		average	Number of bargains	
Month	trading days	per month	average per day	per bargain	per month	average per day
June	20	182,500,587	9,125,029	8,814	20,706	1,035
July	22	250,231,976	11,374,181	9,147	27,357	1,244
August	22	239,346,325	10,879,378	8,696	27,523	1,251
September	20	170,336,787	8,516,839	7,557	22,540	1,127
October	22	165,560,244	7,525,466	7,614	21,745	988
November	21	173,592,488	8,266,309	7,170	24,211	1,153
December	18	208,957,390	11,608,744	6,840	30,550	1,697
TOTAL	225	1,995,235,033			258,595	
Average 2007	20	181,385,003	8,872,073	7,698	23,509	1,156
Year 2008						
January	21	190,153,012	9,054,905	5,824	32,650	1,555
February	20	107,955,016	5,397,751	4,839	22,309	1,115
March	19	116,268,566	6,119,398	4,862	23,912	1,259
April	22	136,791,273	6,217,785	4,651	29,414	1,337
May	20	62,071,429	3,103,571	3,755	16,529	826
June	20	54,930,016	2,746,501	3,801	14,452	723
TOTAL	122	668,169,312			139,266	
Average 2008	20	111,361,552	5,439,985	4,622	23,211	1,136

*special segment for trading in securities issued by Republic of Slovenia.

MONTHLY TURNOVER WITH BLOCK TRADES

Year 2007	Number of	Turnover (in EUR)		average	Number of bargains	
Month	trading days	per month	average per day	per bargain	per month	average per day
June	20	127,132,156	6,356,608	1,050,679	121	6
July	22	250,988,178	11,408,554	2,240,966	112	5
August	22	78,943,696	3,588,350	631,550	125	6
September	20	117,516,598	5,875,830	1,487,552	79	4
October	22	100,902,748	4,586,489	2,018,055	50	2
November	21	21,882,342	1,042,016	1,458,823	15	1
December	18	23,320,302	1,295,572	1,457,519	16	1
TOTAL	246	1,201,565,674			1,051	
Average 2007	21	100,130,473	4,834,047	1,244,168	88	4
Year 2008						
January	21	3,766,076	179,337	470,760	8	0
February	20	10,959,756	547,988	1,369,970	8	0
March	19	20,689,890	1,088,942	713,444	29	2
April	22	62,394,662	2,836,121	1,835,137	34	2
May	20	10,152,679	507,634	780,975	13	1
June	20	7,941,831	397,092	882,426	9	0
TOTAL	122	115,904,895			101	
Average 2008	20	19,317,482	926,185	1,008,785	17	1

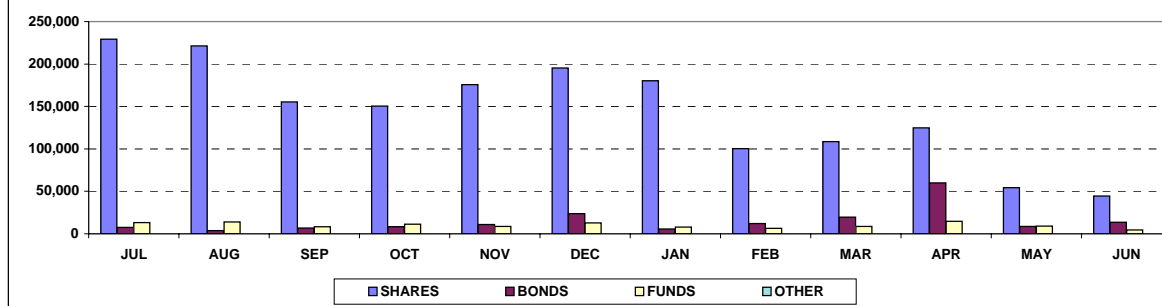
MONTHLY TURNOVER VIA BTS BY MARKETS ON LJUBLJANA STOCK EXCHANGE (In EUR)

	Equity market			Bond market	Fund market	Closed-end fund market	Structured products - short-term securities	TOTAL	MoM Index
	Prime market	Standard market	Entry market						
YEAR 2007									
June	111,254,114	33,020,032	15,284,574	8,509,458	7,664,297	6,753,235	14,882	182,500,592	120
July	167,438,138	46,182,460	15,793,615	7,584,724	2,277,794	10,955,244	0	250,231,975	137
August	179,231,572	33,689,710	8,567,788	3,841,730	3,129,065	10,886,466	0	239,346,331	96
September	119,395,007	26,915,228	9,100,865	6,790,388	1,569,264	6,566,040	0	170,336,792	71
October	116,762,231	23,798,018	9,850,095	8,204,901	2,392,438	8,928,260	0	169,935,944	100
November	140,359,242	27,914,915	7,467,433	11,010,399	1,933,576	6,789,265	0	195,474,830	115
December	86,094,530	97,481,053	11,887,542	23,919,102	2,216,914	10,678,550	0	232,277,692	119
Total 2007	1,382,036,817	451,963,159	117,976,560	107,789,930	54,344,048	112,771,185	19,048	2,226,900,709	
YEAR 2008									
January	121,560,624	51,408,613	7,378,543	5,467,741	1,392,848	6,710,719	0	193,919,088	83
February	66,784,031	29,315,276	4,323,196	11,995,411	2,116,330	4,380,526	0	118,914,771	61
March	81,011,466	21,336,592	6,305,504	19,573,088	1,016,311	7,715,495	0	136,958,456	115
April	99,772,084	17,743,347	7,215,980	59,831,587	4,147,170	10,475,767	0	199,185,935	145
May	35,696,836	12,052,933	6,580,296	8,663,524	1,031,189	8,199,330	0	72,224,108	36
June	27,321,869	12,341,195	4,945,353	13,758,477	450,444	4,054,509	0	62,871,847	87
Total 2008	432,146,911	144,197,957	36,748,873	119,289,828	10,154,292	41,536,346	0	784,074,206	

MONTHLY TURNOVER BY SECURITIES ON LJUBLJANA STOCK EXCHANGE (In EUR)

	Shares	Bonds	Funds	Other	TOTAL	MoM Index
YEAR 2007						
June	159,558,720	8,509,458	14,417,532	14,882	182,500,592	120
July	229,414,213	7,584,724	13,233,038	0	250,231,975	137
August	221,489,070	3,841,730	14,015,531	0	239,346,331	96
September	155,411,100	6,790,388	8,135,304	0	170,336,792	71
October	150,410,344	8,204,901	11,320,699	0	169,935,944	100
November	175,741,589	11,010,399	8,722,842	0	195,474,830	115
December	195,463,126	23,919,102	12,895,464	0	232,277,692	119
Total 2007	1,951,976,536	107,789,930	167,115,234	19,048	2,226,900,709	
YEAR 2008						
January	180,347,780	5,467,741	8,103,567	0	193,919,088	83
February	100,422,504	11,995,411	6,496,857	0	118,914,771	61
March	108,653,562	19,573,088	8,731,806	0	136,958,456	115
April	124,731,412	59,831,587	14,622,937	0	199,185,935	145
May	54,330,065	8,663,524	9,230,519	0	72,224,108	36
June	44,608,417	13,758,477	4,504,953	0	62,871,847	87
Total 2008	613,093,740	119,289,828	51,690,638	0	784,074,206	

Monthly turnover by markets on Ljubljana Stock Exchange (in 000 EUR)



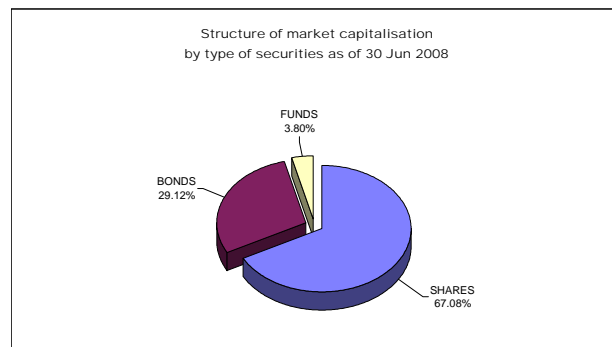
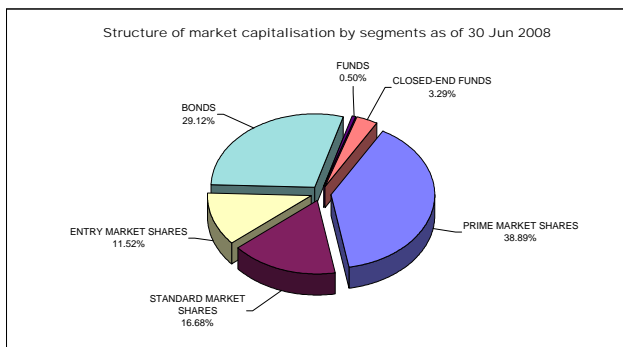
D) MARKET CAPITALISATION

	30.6.2007	31 Dec 2007	31 May 2008	30.6.2008	Index 30 Jun 2008 / 31 May 2008	Index 30 Jun 2008 / 31 Dec 2007	Index 30 Jun 2008 / 30 Jun 2007	Share
EQUITY MARKET	17,622,492,443	19,740,120,309	15,121,201,187	14,537,419,595	96	74	82	67.08%
PRIME MARKET	11,667,313,128	12,312,426,558	8,965,888,188	8,427,016,472	94	68	72	38.89%
STANDARD MARKET	3,365,448,262	4,569,259,690	3,571,088,132	3,614,507,377	101	79	107	16.68%
ENTRY MARKET	2,589,731,054	2,858,434,061	2,584,224,867	2,495,895,746	97	87	96	11.52%
Banks	19,213,435	996,407,073	715,990,406	669,476,717	94	67	3484	4.61%
Companies	17,603,279,008	18,743,713,236	14,405,210,781	13,614,405,864	95	73	77	93.65%
Insurance companies				253,537,015				1.74%
BOND MARKET	6,060,529,783	5,940,804,540	6,347,298,654	6,310,535,165	99	106	104	29.12%
State	4,803,576,311	4,618,037,497	5,037,871,756	5,000,881,504	99	108	104	79.25%
Banks	893,565,594	955,103,323	944,782,569	907,924,331	96	95	102	14.39%
Comapnies	330,777,879	335,053,720	332,034,329	369,119,329	111	110	112	5.85%
Insurance companies	32,610,000	32,610,000	32,610,000	32,610,000	100	100	100	0.52%
FUND MARKET	168,285,912	161,918,345	112,004,651	109,347,669	98	68	65	0.50%
CLOSED-END FUND MARKET	924,214,730	1,021,572,525	769,929,381	713,107,143	93	70	77	3.29%
TOTAL	24,775,522,868	26,864,415,718	22,350,433,873	21,670,409,572	97	81	87	100.00%

SHARES	17,622,492,443	19,740,120,309	15,121,201,187	14,537,419,595	96	74	86	-
BONDS	6,060,529,783	5,940,804,540	6,347,298,654	6,310,535,165	99	106	105	-
FUNDS	1,092,500,642	1,183,490,869	881,934,032	822,454,812	93	69	81	-

On 30 Jun 2008, the total market capitalisation of all shares traded, without investment funds, on the Ljubljana Stock Exchange corresponded to 43.3 % of GDP in 2007 - EUR 33,542 million (as reported by Statistical office of the Republic of Slovenia).

1EUR=1.3505 USD as of 30 Jun 2007 | 1EUR=1.4692 USD as of 31 Dec 2007 | 1EUR=1.5508 USD as of 31 May 2008 | 1EUR=1.5746 USD as of 30 Jun 2008



MARKET CAPITALISATION OF SHARES - PRIME MARKET

Issue	Number of shares traded	Number of issued shares	Share of traded shares	Price as of 30 Jun 2008	Market capitalisation as of 30 Jun 2008 (in EUR)	Market capitalisation as of 30 Jun 2008 (in USD)
1 KRKA	35,426,120	35,426,120	100.00%	89.57 EUR	3,173,117,568	4,996,390,923
2 TELEKOM SLOVENIJE	6,535,478	6,535,478	100.00%	259.29 EUR	1,694,584,091	2,668,292,109
3 PETROL	2,086,301	2,086,301	100.00%	549.91 EUR	1,147,277,783	1,806,503,597
4 MERCATOR	3,765,361	3,765,361	100.00%	245.69 EUR	925,111,544	1,456,680,637
5 LUKA KOPER	14,000,000	14,000,000	100.00%	57.96 EUR	811,440,000	1,277,693,424
6 GORENJE	14,030,000	14,030,000	100.00%	33.49 EUR	469,864,700	739,848,957
7 INTEREUROPA	7,902,413	7,902,413	100.00%	26.02 EUR	205,620,786	323,770,490
TOTAL					8,427,016,472	13,269,180,137

MARKET CAPITALISATION OF SHARES - STANDARD MARKET

Issue	Number of shares traded	Number of issued shares	Share of traded shares	Price as of 30 Jun 2008	Market capitalisation as of 30 Jun 2008 (in EUR)	Market capitalisation as of 30 Jun 2008 (in USD)
COMMON SHARES					3,599,054,212	10,622,477,938
1 SAVA	2,006,987	2,006,987	100.00%	408.07 EUR	818,991,185	1,289,583,520
2 PIVOVARNA LAŠKO	8,581,972	8,581,972	100.00%	78.00 EUR	669,393,816	1,054,027,503
3 NOVA KREDITNA BANKA MARIBOR	23,357,984	23,357,984	100.00%	28.00 EUR	654,023,552	1,029,825,485
4 ISTRABENZ	5,180,000	5,180,000	100.00%	74.41 EUR	385,443,800	606,919,807
5 POZAVAROVALNICA SAVA	9,362,519	9,362,519	100.00%	27.08 EUR	253,537,015	399,219,383
6 ACH	2,735,817	2,735,817	100.00%	63.00 EUR	172,356,471	271,392,499
7 AERODROM LJUBLJANA	1,936,229	1,936,229	100.00%	87.95 EUR	170,291,341	268,140,745
8 TERME ČATEŽ	497,022	497,022	100.00%	270.00 EUR	134,195,940	4,919,108,942
9 SALUS, LJUBLJANA	134,980	134,980	100.00%	680.00 EUR	91,786,400	392,130,027
10 ISKRA AVTOELEKTRIKA	1,608,313	1,608,313	100.00%	50.07 EUR	80,528,232	126,799,754
11 ŽITO	355,792	355,792	100.00%	215.15 EUR	76,548,649	120,533,502
12 ETOL	254,619	254,619	100.00%	188.90 EUR	48,097,529	75,734,369
13 DELO PRODAJA	593,549	593,549	100.00%	27.05 EUR	16,055,500	25,280,991
14 MLINOTEST	2,389,177	2,389,177	100.00%	5.50 EUR	13,140,474	20,690,990
15 KOMPAS MTS	594,601	594,601	100.00%	20.08 EUR	11,939,588	18,800,075
16 NIKA	189,876	189,876	100.00%	14.35 EUR	2,724,721	4,290,345
PREFERRED SHARES					15,453,165	24,332,554
1 PROBANKA	396,235	400,000	99.06%	39.00 EUR	15,453,165	24,332,554
TOTAL					3,614,507,377	10,646,810,492

EXCHANGE RATE 1 EUR= 1.5746 USD as of 30 Jun 2008

MARKET CAPITALISATION OF SHARES - ENTRY MARKET

	Issue	Number of shares traded	Number of issued shares	Share of traded shares	Price as of 30 Jun 2008	Market capitalisation as of 30 Jun 2008 (in EUR)	Market capitalisation as of 30 Jun 2008 (in USD)
	COMMON SHARES					2,473,872,374	3,895,359,440
1	HELIOS, DOMŽALE	278,446	278,446	100.00%	1,230.00 EUR	342,488,580	539,282,518
2	KD HOLDING	2,675,640	2,675,640	100.00%	102.00 EUR	272,915,280	429,732,400
3	NFD HOLDING	33,727,196	33,727,196	100.00%	6.96 EUR	234,741,284	369,623,626
4	ZVON ENA HOLDING	12,431,743	12,431,743	100.00%	14.19 EUR	176,406,433	277,769,570
5	KD GROUP	186,436	186,436	100.00%	800.00 EUR	149,148,800	234,849,700
6	LESNINA	76,495	76,495	100.00%	1,685.33 EUR	128,919,318	202,996,359
7	INFOND HOLDING	16,833,414	16,833,414	100.00%	6.80 EUR	114,467,215	180,240,077
8	AKTIVA NALOŽBE	16,328,251	16,328,251	100.00%	6.00 EUR	97,969,506	154,262,784
9	CINKARNA CELJE	814,626	814,626	100.00%	120.00 EUR	97,755,120	153,925,212
10	FINETOL	254,619	254,619	100.00%	263.50 EUR	67,092,107	105,643,231
11	JUTEKS	641,432	641,432	100.00%	92.00 EUR	59,011,744	92,919,892
12	MAKSIMA INVEST	7,451,949	7,451,949	100.00%	6.40 EUR	47,692,474	75,096,569
13	ZVON DVA HOLDING	14,120,934	14,120,934	100.00%	3.25 EUR	45,893,036	72,263,174
14	MAKSIMA HOLDING	6,399,850	6,399,850	100.00%	7.00 EUR	44,798,950	70,540,427
15	VIPA HOLDING	7,347,565	7,347,565	100.00%	5.00 EUR	36,737,825	57,847,379
16	CENTER NALOŽBE	3,777,004	3,777,004	100.00%	8.21 EUR	31,009,203	48,827,091
17	TRIGLAV NALOŽBE	13,182,366	13,182,366	100.00%	2.20 EUR	29,001,205	45,665,298
18	ZLATA MONETA II	8,232,861	8,232,861	100.00%	3.50 EUR	28,815,014	45,372,120
19	GRAND HOTEL UNION	1,814,613	1,814,613	100.00%	15.50 EUR	28,126,502	44,287,989
20	MARINA PORTOROŽ	313,932	313,932	100.00%	88.00 EUR	27,626,016	43,499,925
21	NAMA	953,795	953,795	100.00%	26.00 EUR	24,798,670	39,047,986
22	ETRA 33	45,423	45,423	100.00%	540.00 EUR	24,528,420	38,622,450
23	MEDVEŠEK PUŠNIK	800,000	800,000	100.00%	30.50 EUR	24,400,000	38,420,240
24	TOSAMA	290,000	290,000	100.00%	83.00 EUR	24,070,000	37,900,622
25	MEDVEŠEK PUŠNIK DZU	75,000	75,000	100.00%	280.00 EUR	21,000,000	33,066,600
26	GORENJSKI TISK	963,349	963,349	100.00%	20.00 EUR	19,266,980	30,337,787
27	TOVARNA SLADKORJA ORMOŽ	497,163	497,163	100.00%	37.50 EUR	18,643,613	29,356,232
28	MODRA LINIJA HOLDING	2,192,411	2,192,411	100.00%	7.80 EUR	17,100,806	26,926,929
29	HRAM HOLDING	4,346,667	4,346,667	100.00%	3.70 EUR	16,082,668	25,323,769
30	CETIS	200,000	200,000	100.00%	70.00 EUR	14,000,000	22,044,400
31	VELANA	1,409,645	1,409,645	100.00%	9.30 EUR	13,109,699	20,642,531
32	MERCATA	2,891,874	2,891,874	100.00%	4.53 EUR	13,100,189	20,627,558
33	PLAMA - PUR	686,798	686,798	100.00%	18.11 EUR	12,437,912	19,584,736
34	MELAMIN	349,913	349,913	100.00%	31.00 EUR	10,847,303	17,080,163
35	NIKO	35,875	35,875	100.00%	301.10 EUR	10,801,963	17,008,770
36	M1	3,932,515	3,932,515	100.00%	2.65 EUR	10,421,165	16,409,166
37	ALPETOUR POTOVALNA AGENCIJA	497,847	497,847	100.00%	20.50 EUR	10,205,864	16,070,153
38	DATALAB TEHNOLOGIJE	106,519	106,519	100.00%	93.90 EUR	10,002,134	15,749,360
39	KS NALOŽBE	3,909,878	3,909,878	100.00%	2.51 EUR	9,813,794	15,452,800
40	JAVOR PIVKA	1,194,700	1,194,700	100.00%	8.10 EUR	9,677,070	15,237,514
41	SLOVENIJALES	273,377	273,604	99.92%	33.15 EUR	9,062,448	14,269,730
42	MIP	1,978,742	1,978,742	100.00%	4.50 EUR	8,904,339	14,020,772
43	GEA	1,254,960	1,254,960	100.00%	6.20 EUR	7,780,752	12,251,572
44	TRDNJAVA HOLDING	2,593,123	2,593,123	100.00%	3.00 EUR	7,779,369	12,249,394
45	KRONA HOLDING	3,295,357	3,295,357	100.00%	2.11 EUR	6,953,203	10,948,514

MARKET CAPITALISATION OF SHARES - ENTRY MARKET

	Issue	Number of shares traded	Number of issued shares	Share of traded shares	Price as of 30 Jun 2008	Market capitalisation as of 30 Jun 2008 (in EUR)	Market capitalisation as of 30 Jun 2008 (in USD)
46	ALPOS	144,913	144,913	100.00%	45.00 EUR	6,521,085	10,268,100
47	ŽELEZARNA RAVNE - MONTER DRAVOGRAD	336,225	336,225	100.00%	19.00 EUR	6,388,275	10,058,978
48	HIDROTEHNIK	384,472	384,472	100.00%	14.75 EUR	5,670,962	8,929,497
49	TERME DOBRNA	692,542	692,542	100.00%	7.90 EUR	5,471,082	8,614,765
50	GORIŠKE OPEKARNE	523,634	523,634	100.00%	8.00 EUR	4,189,072	6,596,113
51	SWATY	288,940	288,940	100.00%	12.30 EUR	3,553,962	5,596,069
52	SIVENT	1,229,712	1,229,712	100.00%	2.65 EUR	3,258,737	5,131,207
53	JADRAN	165,302	165,302	100.00%	19.20 EUR	3,173,798	4,997,463
54	INTERTRADE ITA	69,531	69,531	100.00%	40.49 EUR	2,815,310	4,432,987
55	KOŠAKI TMI	43,236	43,236	100.00%	62.90 EUR	2,719,544	4,282,195
56	TRDNJAVA I HOLDING	891,750	891,750	100.00%	3.00 EUR	2,675,250	4,212,449
57	ELMO	708,000	708,000	100.00%	3.70 EUR	2,619,600	4,124,822
58	INLES	712,410	712,410	100.00%	3.12 EUR	2,222,719	3,499,894
59	ZDRAVILIŠČE ROGAŠKA	901,581	961,898	93.73%	2.30 EUR	2,073,636	3,265,148
60	TEKSTINA	1,127,293	1,127,293	100.00%	1.40 EUR	1,578,210	2,485,050
61	MKT PRINT	103,954	103,954	100.00%	15.00 EUR	1,559,310	2,455,290
62	LIZ INŽENIRING	123,846	123,846	100.00%	12.47 EUR	1,544,360	2,431,749
63	JELEN GOSTINSKO PODJETJE	67,798	67,798	100.00%	3.34 EUR	226,445	356,561
64	D NALOŽBE	90,810	90,810	100.00%	2.28 EUR	207,047	326,016
	PREFERRED SHARES					22,023,373	34,678,002
1	KD HOLDING	266,413	266,413	100.00%	45.00 EUR	11,988,585	18,877,226
2	PRVA GROUP	170,000	170,000	100.00%	58.40 EUR	9,928,000	15,632,629
3	ZDRAVILIŠČE ROGAŠKA	28,102	30,000	93.67%	3.80 EUR	106,788	168,148
	TOTAL					2,495,895,746	3,930,037,442

EXCHANGE RATE 1 EUR= 1.5746 USD as of 30 Jun 2008

MARKET CAPITALISATION OF BONDS

	Izdaja	Number of issued bonds	Price as of 30 Jun 2008	Principal amt. as of 30 Jun 2008	Currency of denomination	Market capitalisation as of 30 Jun 2008 (in EUR)	Market capitalisation as of 30 Jun 2008 (in USD)
1	REPUBLIKA SLOVENIJA 59 th ISSUE	25,553,128	95.30	41.73	EUR	1,016,214,426	1,600,131,235
2	REPUBLIKA SLOVENIJA 63 rd ISSUE	1,000,000	98.75	1,000.00	EUR	987,500,000	1,554,917,500
3	SLOVENSKA ODŠKODNINSKA DRUŽBA 2 nd ISSUE	14,055,683	101.38	42.97	EUR	612,307,522	964,139,424
4	REPUBLIKA SLOVENIJA 62 nd ISSUE	9,358,736	96.00	41.73	EUR	374,918,451	590,346,593
5	REPUBLIKA SLOVENIJA 60 th ISSUE	8,833,535	100.50	41.73	EUR	370,466,533	583,336,602
6	REPUBLIKA SLOVENIJA 61 st ISSUE	7,880,699	96.01	41.73	EUR	315,739,993	497,164,192
7	REPUBLIKA SLOVENIJA 57 th ISSUE	6,223,274	102.00	41.73	EUR	264,891,169	417,097,634
8	REPUBLIKA SLOVENIJA 56 th ISSUE	4,841,198	99.30	41.73	EUR	200,609,030	315,878,979
9	REPUBLIKA SLOVENIJA 33 rd ISSUE	248,716	140.00	511.29	EUR	178,032,405	280,329,825
10	REPUBLIKA SLOVENIJA 54 th ISSUE	1,828,310	103.95	41.73	EUR	79,309,044	124,880,020
11	REPUBLIKA SLOVENIJA 53 rd ISSUE	792,909	100.00	100.00	EUR	79,290,900	124,851,451
12	REPUBLIKA SLOVENIJA 38 th ISSUE	688,470	105.80	100.00	EUR	72,840,126	114,694,062
13	NLB 18 th ISSUE	150,000	100.00	417.29	EUR	62,593,500	98,559,725
14	DARS 2 nd ISSUE	148,000	0.00	417.29	EUR	61,758,920	97,245,595
15	DARS	134,300	109.00	417.29	EUR	61,085,831	96,185,750
16	NLB 15 th ISSUE	131,126	102.20	417.29	EUR	55,921,355	88,053,766
17	REPUBLIKA SLOVENIJA 48 th ISSUE	564,652	99.00	100.00	EUR	55,900,548	88,021,003
18	REPUBLIKA SLOVENIJA 29 th ISSUE	550,000	100.00	100.00	EUR	55,000,000	86,603,000
19	NLB 23 rd ISSUE	54,200	0.00	1,000.00	EUR	54,200,000	85,343,320
20	NLB 13 th ISSUE	117,335	109.00	417.29	EUR	53,369,367	84,035,405
21	REPUBLIKA SLOVENIJA 26 th ISSUE	499,765	102.00	100.00	EUR	50,976,030	80,266,857
22	REPUBLIKA SLOVENIJA 50 th ISSUE	485,270	97.00	100.00	EUR	47,071,190	74,118,296
23	REPUBLIKA SLOVENIJA 18 th ISSUE	450,166	101.00	100.00	EUR	45,466,766	71,591,970
24	DARS 3 rd ISSUE	102,000	102.00	417.29	EUR	43,414,852	68,361,025
25	REPUBLIKA SLOVENIJA 23 rd ISSUE	400,000	103.00	100.00	EUR	41,200,000	64,873,520
26	KD HOLDING 1 st ISSUE	400,000	102.50	100.00	EUR	41,000,000	64,558,600
27	NLB 17 th ISSUE	101,694	96.50	417.29	EUR	40,950,633	64,480,867
28	NLB 19 th ISSUE	100,000	98.00	417.29	EUR	40,894,420	64,392,354
29	KD HOLDING 2 nd ISSUE	400,000	98.50	100.00	EUR	39,400,000	62,039,240
30	BANKA CELJE 10 th ISSUE	370,000	103.00	100.00	EUR	38,110,000	60,008,006
31	POSLOVNI SISTEM MERCATOR	365,400	101.27	100.00	EUR	37,004,058	58,266,590
32	ZAVAROVALNICA TRIGLAV 1 st ISSUE	30,000	108.70	1,000.00	EUR	32,610,000	51,347,706
33	NLB 16 th ISSUE	77,557	99.00	417.29	EUR	32,040,123	50,450,378
34	REPUBLIKA SLOVENIJA 21 st ISSUE	1,210,288	102.00	27.33	EUR	33,738,714	53,124,980
35	NLB 22 nd ISSUE	298,940	100.00	100.00	EUR	29,894,000	47,071,092
36	REPUBLIKA SLOVENIJA 49 th ISSUE	77,979	100.10	380.00	EUR	29,661,652	46,705,237
37	NOVA KBM 8 th ISSUE	70,000	99.50	417.29	EUR	29,064,249	45,764,566
38	NLB 21 st ISSUE	69,500	0.00	417.29	EUR	29,001,655	45,666,006
39	NOVA KBM 7 th ISSUE	70,000	98.22	417.29	EUR	28,690,357	45,175,836
40	NLB 11 th ISSUE	26,326	100.90	1,000.00	EUR	26,562,934	41,825,996
41	NOVA KBM 5 th ISSUE	60,000	103.10	417.29	EUR	25,813,559	40,646,031
42	FACTOR BANKA 17 th ISSUE	25,000	0.00	1,000.00	EUR	25,000,000	39,365,000
43	PROBANKA 9 th ZDAJA	250,000	98.00	100.00	EUR	24,500,000	38,577,700
44	REPUBLIKA SLOVENIJA 32 nd ISSUE	238,655	100.10	100.00	EUR	23,889,366	37,616,195
45	NLB 20 th ISSUE	57,100	0.00	417.29	EUR	23,827,259	37,518,402
46	ABANKA VIPA 10 th ISSUE	21,000	104.00	1,000.00	EUR	21,840,000	34,389,264
47	REPUBLIKA SLOVENIJA 39 th ISSUE	28,832,091	100.16	0.83	EUR	23,968,925	37,741,469
48	BANKA CELJE 9 th ISSUE	50,000	100.90	417.29	EUR	21,052,281	33,148,921
49	ABANKA VIPA 11 th ISSUE	500,000	99.70	41.73	EUR	20,802,405	32,755,467
50	ABANKA VIPA 12 th ISSUE	500,000	99.50	41.73	EUR	20,760,675	32,689,759
51	CIMOS 1 st ISSUE	200,000	102.80	100.00	EUR	20,560,000	32,373,776
52	ABANKA VIPA 7 th ISSUE	173,000	101.00	100.00	EUR	17,473,000	27,512,986
53	POŠTNA BANKA SLOVENIJE 7 th ISSUE	40,000	104.00	417.29	EUR	17,359,264	27,333,897
54	NLB 14 th ISSUE	17,000	100.00	1,000.00	EUR	17,000,000	26,768,200
55	ABANKA 6 th ISSUE	135,000	101.60	100.00	EUR	13,716,000	21,597,214

Izdaja	Number of issued bonds	Price as of 30 Jun 2008	Principal amt. as of 30 Jun 2008	Currency of denomination	Market capitalisation as of 30 Jun 2008 (in EUR)	Market capitalisation as of 30 Jun 2008 (in USD)	
56	FACTOR BANKA 11 th ISSUE	13,000	103.70	1,000.00	EUR	13,481,000	21,227,183
57	FACTOR BANKA 20 th ISSUE	13,090	100.00	1,000.00	EUR	13,090,000	20,611,514
58	BANKA CELJE 8 th ISSUE	125,000	100.50	100.00	EUR	12,562,500	19,780,913
59	PROBANKA 7 th ISSUE	120,000	102.00	100.00	EUR	12,240,000	19,273,104
60	FACTOR BANKA 14 th ISSUE	1,216	98.00	10,000.00	EUR	11,916,800	18,764,193
61	FACTOR BANKA 19 th ISSUE	12,155	96.30	1,000.00	EUR	11,705,265	18,431,110
62	POŠTNA BANKA SLOVENIJE 5 th ISSUE	10,000	102.00	1,000.00	EUR	10,200,000	16,060,920
63	ABANKA VIPA 8 th ISSUE	100,000	101.80	100.00	EUR	10,180,000	16,029,428
64	FACTOR BANKA 12 th ISSUE	2,500,000	96.90	4.17	EUR	10,101,825	15,906,334
65	BANKA CELJE 7 th ISSUE	100,000	100.20	100.00	EUR	10,020,000	15,777,492
66	ABANKA VIPA 9 th ISSUE	100,000	99.40	100.00	EUR	9,940,000	15,651,524
67	PROBANKA 8 th ISSUE	92,000	100.00	100.00	EUR	9,200,000	14,486,320
68	FACTOR BANKA 15 th ISSUE	9,000	101.00	1,000.00	EUR	9,090,000	14,313,114
69	KB1909 1 st ISSUE	10,000	102.50	700.00	EUR	7,175,000	11,297,755
70	POTEZA NALOŽBE	100,000	100.60	66.85	EUR	6,724,708	10,588,725
71	FACTOR BANKA 8 th ISSUE	6,300	99.80	1,000.00	EUR	6,287,400	9,900,140
72	FACTOR BANKA 9 th ISSUE	5,927	99.00	1,000.00	EUR	5,867,730	9,239,328
73	DEOS 1 st ISSUE	58,259	100.02	94.13	EUR	5,485,016	8,636,707
74	FMR	50,000	103.00	100.00	EUR	5,150,000	8,109,190
75	BANKA ZASAVJE 3 rd ISSUE	5,000	100.53	1,000.00	EUR	5,026,500	7,914,727
76	FACTOR BANKA 16 th ISSUE	500	0.00	10,000.00	EUR	5,000,000	7,873,000
77	REPUBLIKA SLOVENIJA 44 th ISSUE	106,483	110.90	41.73	EUR	4,927,881	7,759,441
78	POŠTNA BANKA SLOVENIJE 6 th ISSUE	10,000	104.00	417.29	EUR	4,339,816	6,833,474
79	FACTOR BANKA 6 th ISSUE	10,000	100.00	419.65	EUR	4,196,510	6,607,825
80	STANOVANJSKI SKLAD RS 3 rd ISSUE	20,000	102.40	104.30	EUR	2,136,419	3,364,006
81	HOTELI BERNARDIN	20,000	103.00	83.57	EUR	1,721,542	2,710,740
82	STANOVANJSKI SKLAD RS 1 st ISSUE	70,965	100.50	11.86	EUR	845,853	1,331,880
83	BANKA VIPA 7 th ISSUE	10,000	101.99	62.50	EUR	637,438	1,003,709
84	SIP STROJNA INDUSTRIJA 1 st ISSUE B SERIES	17,250	0.00	30.69	EUR	529,403	833,597
85	BANKA VIPA 6 th ISSUE	10,000	103.60	37.50	EUR	388,500	611,732
86	BANKA VIPA 5 th ISSUE	10,000	100.81	12.50	EUR	126,013	198,419
TOTAL						6,310,535,165	9,936,568,671

EXCHANGE RATE	1 EUR=	1.5746	USD as of 30 Jun 2008
---------------	--------	--------	-----------------------

MARKET CAPITALISATION OF OPEN-END FUNDS

	Mutual fund / ETF	Number of coupons traded	Price as of 30 Jun 2008	Market capitalisation as of 30 Jun 2008 (in EUR)	Market capitalisation as of 30 Jun 2008 (in USD)
1	PROBANKA GLOBALNI NALOŽBENI SKLAD	101,072,925	0.764 EUR	77,219,715	121,590,163
2	MP-BALKAN.SI	454,045	52.43 EUR	23,805,579	37,484,265
3	MP-EUROSTOCK.SI	1,199,319	5.73 EUR	6,872,098	10,820,805
4	INDEKSNI VZAJEMNI SKLAD PB BIOTECH INDEX	816,976	0.963 EUR	786,748	1,238,813
5	INDEKSNI VZAJEMNI SKLAD PB URANIUM INDEX	663,529	1.00 EUR	663,529	1,044,793
	TOTAL			109,347,669	172,178,839

MARKET CAPITALISATION OF CLOSE-END FUNDS

	Investment company	Number of shares traded	Price as of 30 Jun 2008	Market capitalisation as of 30 Jun 2008 (in EUR)	Market capitalisation as of 30 Jun 2008 (in USD)
1	NFD 1 DELNIŠKI INVESTICIJSKI SKLAD	160,580,300	1.87 EUR	300,285,161	472,829,015
2	INFOND ID	8,132,314	11.94 EUR	97,099,829	152,893,391
3	MAKSIMA ID	7,811,823	12.01 EUR	93,819,994	147,728,963
4	KD ID	9,181,542	9.22 EUR	84,653,817	133,295,901
5	KRONA SENIOR ID	6,895,504	9.97 EUR	68,748,175	108,250,876
6	ZVON ENA ID	2,277,577	15.80 EUR	35,985,717	56,663,109
7	INFOND ID 1	4,956,471	6.56 EUR	32,514,450	51,197,253
	TOTAL			713,107,143	1,122,858,507

EXCHANGE RATE	1 EUR=	1.5746 USD na 30.6.2008
----------------------	--------	-------------------------

E) OTHER

E1) INDICATORS AS OF 30 JUNE 2008

ISSUE	Price as of 30 Jun 2008	Total net profit (loss) in 000 EUR in 2007	Earning per share as of 31 Dec 2007	P / E ⁽¹⁾	Dividend for 2006 or 2007	Dividend yield	Book value as of 31 Dec 2007	P / B ⁽¹⁾	Turnover ratio ⁽²⁾
PRIME MARKET SHARES									
Gorenje ⁽⁵⁾	33.49 EUR	22,672 EUR	1.90 EUR	17.62	0.450 EUR	1.34%	24.32 EUR	1.38	20.21%
Intereuropa	26.02 EUR	26,063 EUR	3.298 EUR	7.89	0.83 EUR	3.19%	22.04 EUR	1.18	14.14%
Krka ⁽⁷⁾	89.57 EUR	132,552 EUR	3.92 EUR	22.84	0.80 EUR	0.89%	19.27 EUR	4.65	13.62%
Luka Koper ⁽⁴⁾	57.96 EUR	30,124 EUR	2.15 EUR	26.94	1.09 EUR	1.88%	24.13 EUR	2.40	12.33%
Mercator	245.69 EUR	43,755 EUR	11.79 EUR	20.84	4.00 EUR	1.63%	183.37 EUR	1.34	8.85%
Petrol ⁽⁵⁾	549.91 EUR	53,256 EUR	25.84 EUR	21.28	5.90 EUR	1.07%	211.93 EUR	2.59	13.26%
Telekom Slovenije ⁽⁵⁾	259.29 EUR	88,340 EUR	13.58 EUR	19.09	12.80 EUR	4.94%	162.78 EUR	1.59	6.87%
PRIME MARKET AVERAGE				21.39		1.99%		2.91	
ACH	63.00 EUR	39,322 EUR	14.61 EUR	4.31	0.63 EUR	1.00%	54.89 EUR	1.15	10.77%
Aerodrom ^{(4) (5)}	87.95 EUR	16,702 EUR	4.40 EUR	19.99	1.10 EUR	1.25%	29.05 EUR	3.03	19.97%
Delo Prodaja ^{(5) (6)}	27.05 EUR	4,884 EUR	8.534 EUR	3.17	0.70 EUR	2.59%	38.87 EUR	0.70	4.23%
Etol ⁽⁵⁾	188.90 EUR	2,792 EUR	10.97 EUR	17.2241	3.92 EUR	2.08%	154.07 EUR	1.23	7.74%
Iskra Avtoelektrika ⁽⁵⁾	50.07 EUR	4,662 EUR	2.904 EUR	17.24	0.75 EUR	1.50%	28.07 EUR	1.78	1.49%
Istrabenz	74.41 EUR	112,647 EUR	21.75 EUR	3.42	0.65 EUR	0.87%	78.60 EUR	0.95	8.58%
Kompas MTS	20.08 EUR	(1,329 EUR)	(2.23 EUR)	-8.99			79.62 EUR	0.25	0.26%
Minotest ⁽⁵⁾	5.50 EUR	273 EUR	0.11 EUR	48.09	0.04 EUR	0.73%	10.25 EUR	0.54	0.25%
Nika ^{(5) (6)}	14.35 EUR	118 EUR	0.620 EUR	23.16			20.34 EUR	0.71	0.12%
Nova KBM ⁽⁸⁾	28.00 EUR	52,332 EUR	2.25 EUR	12.47	0.66 EUR	2.34%	14.50 EUR	1.93	30.49%
Pivovarna Laško	78.00 EUR	58,890 EUR	6.73 EUR	11.58	0.40 EUR	0.51%	34.41 EUR	2.27	12.25%
Pozavarovalnica Sava	27.08 EUR	20,218 EUR	2.57 EUR	10.53			20.84 EUR	1.30	25.98%
Probanka prednostne	39.00 EUR	8,782 EUR	3.21 EUR	12.14	1.40 EUR	3.59%	30.79 EUR	1.27	1.27%
Salus ^{(5) (6)}	680.00 EUR	14,385 EUR	114.00 EUR	5.96	40.00 EUR	5.88%	421.33 EUR	1.61	3.40%
Sava ⁽⁵⁾	408.07 EUR	39,293 EUR	19.61 EUR	20.81	3.00 EUR	0.74%	270.75 EUR	1.51	3.99%
Terme Čatež	270.00 EUR	3,978 EUR	8.06 EUR	33.50	4.38 EUR	1.62%	168.66 EUR	1.60	1.70%
Žito	215.15 EUR	4,287 EUR	12.15 EUR	17.70	4.20 EUR	1.95%	195.23 EUR	1.10	15.81%
STANDARD MARKET AVERAGE ⁽⁵⁾				17.70		1.95%		1.10	

Calculated on the basis of last audit consolidated financial statements. Average number of shares traded in last 2 years has been used for the calculations.

(1) P / E = price / earnings per share

(2) Yearly turnover / average market capitalisation at the end of current month, before 6 months and before 12 months

(3) Not applicable.

(4) By Aerodrom Ljubljana and Probanka P / E is calculated on all shares.

(5) Approved dividend for 2007

Average P/E = total market capitalisation of common shares listed on prime market or official market (in 2008) / total net profit of companies listed on prime market or official market (in 2007), adjusted with share of listed securities.

Average div. yield = total dividends, paid by the companies listed on prime market or official market in 2007 or 2008, adjusted with share of listed securities / total market capitalisation of common shares on prime market or official market (30 Jun 2008).

Average price / book value = total market capitalisation of common shares listed on prime market or official market (30 Jun 2008) / total equity of companies listed on prime market or official market (31 Dec 2007), adjusted with share of listed securities.

(6) Calculated on the basis of audit consolidated financial statements based on Slovene accounting standards.

(7) Values are adjusted due to a stock split 1:10.

(8) Values are adjusted due to a stock split 1:8.

E2) RECORD VALUES

RECORD DAILY TURNOVER IN 2008

17 Apr 2008

	Turnover (in EUR)	Number of bargains	Volume in pieces
Order book trades	11,086,847	2,119	244,609
Cross trades (excluding block trades)	706,507	156	11,707
Block trades	15,955,929	3	380,072
Total	27,749,283	2,278	636,388

MAX AND MIN VALUE OF TURNOVER AND INDICES

	In 2008		1989-2007	
Monthly turnover - block trades excluded (in 000 EUR)	199,185.94	April	250,231.98	July 2006
Daily turnover - block trades excluded (in 000 EUR)	27,749.28	17 Apr 2008	42,083.43	10 Dec 2007
Number of bargains per day - block trades excluded	3,483.00	23 Jan 2008	6,391.00	27 Dec 2002
Value of block trade (in 000 EUR)	8,757.87	18 Apr 2008	75,012.95	23 Nov 2005
Max value of SBI 20 index	11,408.00	4 Jan 2008	12,242.01	31 Aug 2007
Min value of SBI 20 index	7,368.49	15 Apr 2008	891.93	10 Sep 1996
Max value of SBI TOP index	2,520.56	4 Jan 2008	2,674.69	31 Aug 2007
Min value of SBI TOP index	1,613.99	15 Apr 2008	534.14	8 Jul 2003
Max value of PIX index	7,371.12	3 Jan 2008	7,464.19	24 Dec 2007
Min value of PIX index	5,347.85	24 Jun 2008	965.15	29 Apr 1999
Max value of BIO index	117.50	13 Feb 2008	123.41	7 Oct 2005
Min value of BIO index	115.88	23 Jun 2008	100.46	5 Jul 1995
Other				
Market capitalisation of shares in EURm	17,923.60	31 Jan 2008	19,806	31 Aug 2007
Share in turnover of foreign investors	6.39%	30 Jun 2008	19.68%	31 Dec 2002

E3) NEW LISTED AND DELISTED SECURITIES AND CHANGES IN 2008

NEW LISTED SECURITIES

EQUITY MARKET - STANDARD MARKET

Issuer	Trading code	Type of share	Nominal value	Listing date	First trading day
POZAVAROVANICA SAVA	POSR	common	no par value	11 Jun 2008	12 Jun 2008

EQUITY MARKET - ENTRY MARKET

Issuer	Trading code	Type of share	Listing date	First trading day
SIVENT	SING	common	21 Feb 2008	27 Feb 2008
FINETOL	FINR	common	25 Feb 2008	29 Feb 2008
D NALOŽBE	DFNR	common	28 Mar 2008	28 Mar 2008
DATALAB	DATR	common	30 Jun 2008	30 Jun 2008

BOND MARKET

Issuer	Trading code	Nomin. value of issue	Issue	Listing date	First trading day
REPUBLIKA SLOVENIJA	RS63	1,000,000,000 EUR	63 rd issue	7 Feb 2008	7 Feb 2008
FACTOR BANKA	FB16	5,000,000 EUR	16 th issue	12 Mar 2008	19 Mar 2008
FACTOR BANKA	FB19	12,155,000 EUR	19 th issue	12 Mar 2008	19 Mar 2008
PROBANKA	PRB9	25,000,000 EUR	9 th issue	11 Apr 2008	16 Apr 2008
FACTOR BANKA	FB20	13,090,000 EUR	20 th issue	12 Jun 2008	12 Jun 2008

FUND MARKET

Mutual fund	Trading code	Type of fund	Price of first trade	Listing date	First trading day
PB BIOTECH INDEX	PBDBI	ETF	0.963 EUR	17 Jun 2008	23 Jun 2008
PB URANIUM INDEX	PBDUI	ETF	0.982 EUR	17 Jun 2008	23 Jun 2008

DELISTED SECURITIES

EQUITY MARKET - PRIME MARKET

Issuer	Trading code	Type of share	Delisting date
MERKUR	MER	common	7 Mar 2008

EQUITY MARKET - STANDARD MARKET

Issuer	Trading code	Type of share	Delisting date
GEODETSKI ZAVOD SLOVENIJE	GZRG	common	7 Jan 2008

EQUITY MARKET - ENTRY MARKET

Issuer	Trading code	Type of share	Delisting date
DZS	DZS	common	29 May 2008

EXTENDED LISTING OF SECURITIES

EQUITY MARKET - PRIME MARKET

Issuer	Trading code	Type of share	Number of shares before extension	Number of shares after extension	Extension date
LUKA KOPER	LKPG	common	7,140,000	14,000,000	21 May 2008

EQUITY MARKET - STANDARD MARKET

Issuer	Trading code	Type of share	Number of shares before extension	Number of shares after extension	Extension date
PIVOVARNA LAŠKO	PILR	common	8,578,391	8,581,972	17 Jan 2008

EQUITY MARKET - ENTRY MARKET

Issuer	Trading code	Type of share	Number of shares before extension	Number of shares after extension	Extension date
MP BPH	MPLR	common	80,000	800,000	14 Jan 2008 - split 1:10
ALPETOUR	APAG	common	385,831	497,847	14 May 2008
NFD HOLDING	NF2R	common	33,159,997	33,727,196	17 Jun 2008

REDUCED LISTING OF SECURITIES

EQUITY MARKET - STANDARD MARKET

Issuer	Trading code	Type of share	Number of shares before reduction	Number of shares after reduction	Reduction date
TERME ČATEŽ	TCRG	common	597,916	497,022	7 Mar 2008
ACH	ACLG	common	2,886,877	2,735,817	17 Apr 2008

EQUITY MARKET - ENTRY MARKET

Issuer	Trading code	Type of share	Number of shares before reduction	Number of shares after reduction	Reduction date
TOSAMA	TODG	common	295,670	290,000	20 Mar 2008

CLOSED-END FUND MARKET

Issuer	Trading code	Type of share	Number of shares before reduction	Number of shares after reduction	Reduction date
KRONA SENIOR ID	SNOG	common	7,316,086	6,895,504	11 Jun 2008

BOND MARKET

Issuer	Trading code	Issue	Number of bonds before reduction	Number of bonds after reduction	Reduction date
REPUBLIKA SLOVENIJA	RS38	36 th issue	820,216	688,470	3 Mar 2008
REPUBLIKA SLOVENIJA	RS54	54 th issue	3,000,000	1,957,000	3 Mar 2008
REPUBLIKA SLOVENIJA	RS57	57 th issue	6,629,324	6,223,274	3 Mar 2008
REPUBLIKA SLOVENIJA	RS44	44 th issue	296,493	183,396	11 Mar 2008
REPUBLIKA SLOVENIJA	RS50	50 th issue	571,596	531,370	11 Mar 2008
REPUBLIKA SLOVENIJA	RS54	54 th issue	1,957,000	1,828,310	11 Mar 2008
REPUBLIKA SLOVENIJA	RS18	18 th issue	500,000	450,166	11 Apr 2008
REPUBLIKA SLOVENIJA	RS44	44 th issue	183,396	106,483	11 Apr 2008
REPUBLIKA SLOVENIJA	RS48	48 th issue	600,000	564,652	11 Apr 2008
REPUBLIKA SLOVENIJA	RS50	50 th issue	531,370	485,270	11 Apr 2008
REPUBLIKA SLOVENIJA	RS53	53 rd issue	821,939	793,402	11 Apr 2008
REPUBLIKA SLOVENIJA	RS26	26 th issue	500,000	499,765	16 May 2008
REPUBLIKA SLOVENIJA	RS53	53 rd issue	793,402	792,909	16 May 2008

EXPIRED BONDS

Issuer	Trading code	Issue	Last trading day
BANKA CELJE	BCE6A	6 th issue	8 Feb 2007
FACTOR BANKA	FB13	13 th issue	21 Mar 2008
REPUBLIKA SLOVENIJA	RS52	52 nd issue	1 Apr 2008
REPUBLIKA SLOVENIJA	RS58	58 th issue	10 Apr 2008
NOVA LJUBLJANSKA BANKA	NLB12	12 th issue	24 Apr 2008
STANOVANJSKI SKLAD RS	SSR2	2 nd issue	7 May 2008
PROBANKA	PRB6	6 th issue	2 Jun 2008
ABANKA VIPA	AB13	13 th issue	24 Jun 2008

CHANGES IN NOMINAL VALUE

ISSUER	Past nominal value	Present nominal value	Number of shares traded	New trading code	Market	Change date
TERME ČATEŽ	6,000 SIT	no-par value	497,022	TCRG (no change)	Standard market	12 Mar 2008
TOSAMA	10,000 SIT	no-par value	290,000	TODG (no change)	Entry market	21 Mar 2008
ACH	1,000 SIT	no-par value	2,735,817	ACLG (no change)	Standard market	16 Apr 2008
MAKSIMA HOLDING	1,000 SIT	no-par value	6,399,850	MAHR (no change)	Entry market	2 Jun 2008
TEKSTINA	1,000 SIT	no-par value	1,127,293	TEAG (no change)	Entry market	11 Jun 2008

F) LIST OF SECURITIES

F1) EQUITY MARKET

PRIME MARKET

	Issuer	Trading code	First trading day	Nominal value of issue listed	Number of shares traded	Isin code	Sector
1	GORENJE, VELENJE	GRVG	10 Nov 2000 (2 June 1998 free market)	no par value	14,030,000	SI 003110407 6	household appliances
2	INTEREUROPA, KOPER	IEKG	12 Jan 1998	no par value	7,902,413	SI 003110009 0	retail trade
3	LUKA KOPER	LKPG	20 Nov 1996	no par value	14,000,000	SI 003110134 6	transport
4	KRKA TOVARNA ZDRAVIL, NOVO MESTO	KRKG	4 Nov 1997	no par value	35,426,120	SI 003110212 0	pharmaceutical & chemical industry
5	MERCATOR, LJUBLJANA	MELR	22 Dec 1997	37,653,610,000 EUR	3,765,361	SI 003110008 2	commerce industry, agriculture
6	PETROL, LJUBLJANA	PETG	5 May 1997	12,517,806,000 EUR	2,086,301	SI 003110215 3	crude-oil and gas trade
7	TELEKOM SLOVENIJE	TLSG	2 Oct 2006	no par value	6,535,478	SI 003110429 0	telecommunication

STANDARD MARKET - COMMON SHARES

	Issuer	Trading code	First trading day	Nominal value of issue listed	Number of shares traded	Isin code	Sector
1	AERODROM, LJUBLJANA	AELG	8 Oct 1997	no par value	1,936,229	SI 003110327 6	airport services
2	ACH, LJUBLJANA	ACLG	24 Jan 2006	no par value	2,735,817	SI 003110152 8	distributors
3	DELO PRODAJA	DPRG	12 Feb 2001	no par value	593,549	SI 003110707 9	trade
4	ETOL, CELJE	ETOG	21 Feb 1997	no par value	254,619	SI 003110133 8	essential oils and fragrances production
5	ISKRA AVTOELEKTRIKA	IALG	16 Oct 2006	no par value	1,608,313	SI 003110704 6	production of electrical equipment for machinery and vehicles
6	ISTRABENZ, KOPER	ITBG	16 June 1997	no par value	5,180,000	SI 003110207 0	holding companies management
7	KOMPAS MTS	MTSG	8 Dec 2000	no par value	594,601	SI 003110370 6	catering service, border-crossing and tourist services
8	MLINOTEST, AJDOVŠČINA	MAJG	3 Apr 2000	no par value	2,389,177	SI 003110820 0	food processing industry
9	NIKA, BREŽICE	NIKN	23 June 1992	no par value	189,876	SI 003110079 3	financial consultancy and services
10	NOVA KBM	KBMR	10 Dec 2007	no par value	23,357,984	SI 002110405 2	banking
11	PIVOVARNA LAŠKO	PILR	1 Feb 2000	no par value	8,581,972	SI 003110741 8	brewery
12	POZAVAROVALNICA SAVA	POSR	12 Jun 2008	no par value	9,362,519	SI 002111051 3	reinsurance
13	SALUS, LJUBLJANA	SALR	16 Jan 1992	134,980,000 EUR	134,980	SI 003110568 5	full-line pharmaceutical wholesale
14	SAVA, KRANJ	SAVA	6 Jan 2000	20,069,870,000 EUR	2,006,987	SI 003110845 7	chemicals
15	TERME ČATEŽ	TCRG	26 Aug 1993	no par value	497,022	SI 003110063 7	health resort
16	ŽITO, LJUBLJANA	ZTOG	20 Mar 2000	no par value	355,792	SI 003110844 0	flour, bread, pasta and sweets production

STANDARD MARKET - PREFERRED SHARES

	Issuer	Trading code	First trading day	Nominal value of issue listed	Number of shares traded	Isin code	Sector
1	PROBANKA, MARIBOR	PRBP	30 Mar 1993	no par value	396,235	SI 002120040 5	banking

ENTRY MARKET - COMMON SHARES

	Issuer	Trading code	First trading day	Nominal value of issue traded	Number of shares traded	Isin code	Sector
1	AKTIVA NALOŽBE, LJUBLJANA	ATPG	27 Feb 2004	no par value	16,328,251	SI 002111216 2	holding companies management
2	ALPETOUR POTOVALNA AGENCIJA	APAG	2 Aug 2000	no par value	497,847	SI 003110989 3	passengers transport
3	ALPOS	APOG	10 Apr 2006	1,449,130,000 EUR	144,913	SI 003111342 4	production of metal goods and equipment
4	CENTER NALOŽBE	IFHR	22 Jul 2004	no par value	3,777,004	SI 002111308 7	holding companies management
5	CETIS, CELJE	CETG	10 Mar 1997	no par value	200,000	SI 003110084 3	paper industry and graphics
6	CINKARNA, CELJE	CICG	6 Mar 1998	no par value	814,626	SI 003110380 5	metallurgic and chemical industry
7	D NALOŽBE	DFNR	28 Mar 2008	no par value	90,810	SI 003111394 5	holding companies management
8	DATALAB	DATR	30 Jun 2008	no par value	106,519	SI 003111451 3	software development
9	ELMO, LJUBLJANA	IELG	22 Feb 2001	no par value	708,000	SI 003111026 3	electrical installations
10	ETRA 33	ETRG	7 Nov 2002	no par value	45,423	SI 003110712 9	production of electromotors, generators and transformers
11	FINETOL	FINR	29 Feb 2008	no par value	254,619	SI 002111396 2	holding companies management
12	GEA TOVARNA OLJA	GSBG	30 June 1996	no par value	1,254,960	SI 003110129 6	oil - producing industry
13	GORENJSKI TISK, KRANJ	GTKG	19 Sep 1996	no par value	963,349	SI 003110119 7	graphics services
14	GORIŠKE OPEKARNE, RENČE	GORG	8 Mar 1999	no par value	523,634	SI 003110499 3	production of different clay brick products
15	GRAND HOTEL UNION	GHUG	5 Jan 2000	no par value	1,814,613	SI 003110865 5	hotel industry
16	HELIOS, DOMŽALE	HDOG	19 Sep 1996	no par value	278,446	SI 003110114 8	intermediary on fuel, mine sector
17	HIDROTEHNIK, LJUBLJANA	VHLG	5 July 1999	no par value	384,472	SI 003110551 1	building industry and protection against flood damage
18	HRAM HOLDING	ST1R	27 Jan 2004	no par value	4,346,667	SI 002111210 5	holding companies management
19	INFOND HOLDING	IFFR	23 Sept 2002	no par value	16,833,414	SI 002111076 0	holding companies management
20	INLES, RIBNICA	IHPG	8 Oct 1999	no par value	712,410	SI 003110745 9	production of furniture
21	INTERTRADE ITA	INRG	20 Oct 1997	695,310,000 EUR	69,531	SI 003110333 4	mechanical engineering representative
22	JADRAN, SEŽANA	JASG	23 Sep 1996	no par value	165,302	SI 003110154 4	commerce industry
23	JAVOR, PIVKA	JPIG	13 Nov 2000	no par value	1,194,700	SI 003110910 9	production of plywood, bound and layer wood, fibre and other slabs
24	JELEN, SLOVENSKE KONJICE	JESG	29 Nov 1999	67,798,000 EUR	67,798	SI 003110430 8	restaurant & hotel capacities
25	JUTEKS, ŽALEC	JTKG	2 Nov 1999	no par value	641,432	SI 003110786 3	floor panel production on various linings

26	KD HOLDING	KDHR	5 Feb 2001	no par value	2,675,640	SI 003111046 1	holding companies management
27	KOŠAKI TMI, MARIBOR	TKMG	11 Oct 1999	432,360,000 EUR	43,236	SI 003110424 1	secondary meat industry and production of meat products
28	KRONA HOLDING	KRHR	9 May 2002	no par value	3,295,357	SI 002111124 8	holding companies management
29	KS NALOŽBE	KSFR	24 Dec 2007	no par value	3,909,878	SI 002111385 5	holding companies management
30	LESNINA	MILG	12 Jan 2002	no par value	76,495	SI 003111116 2	wholesale and retail of furniture
26	LIZ INŽENIRING, LJUBLJANA	LIZG	11 Mar 1999	123,846,000 EUR	123,846	SI 003110371 4	consulting and engineering in object construction
27	MARINA, PORTOROŽ	MAPG	19 Sep 1996	627,864,000 EUR	313,932	SI 003110058 7	nautical and hotel industry
28	MAKSIMA HOLDING	MAHR	6 May 2003	no par value	6,399,850	SI 002111151 1	holding companies management
29	MAKSIMA INVEST	MKIR	26 Oct 2004	no par value	7,451,949	SI 002111319 4	holding companies management
30	MEDVEŠEK PUŠNIK, LJUBLJANA	MPLR	12 Dec 1997	no par value	800,000	SI 002110324 5	financial consulting
31	MEDVEŠEK PUŠNIK DZU	MDUR	13 Dec 2007	no par value	75,000	SI 002111160 2	holding companies management
32	MELAMIN, KOČEVJE	MKOG	23 Sep 1996	no par value	349,913	SI 003110130 4	chemical industry
33	MERCATA	MR0R	27 Jul 2004	no par value	2,891,874	SI 002111199 0	holding companies management
34	MESNA INDUSTRIJA PRIMORSKE	MIPG	19 June 2000	no par value	1,978,742	SI 003110969 5	meat processing industry; wholesale and retail trade with provisions
35	MKT PRINT	MKTG	11 Oct 1999	1,039,540,000 EUR	103,954	SI 003110094 2	printing, publishing, retail and wholesale
36	MODRA LINIJA HOLDING	MLHR	20 Nov 2002	no par value	2,192,411	SI 002111058 8	holding companies management
37	M1	MR1R	4 Aug 2004	no par value	3,932,515	SI 002111311 1	holding companies management
38	NAMA, LJUBLJANA	NALN	30 Apr 2004	953,795,000 EUR	953,795	SI 003110269 0	retail trade and renting of business premises
39	NFD HOLDING	NF2R	10 Dec 2003	no par value	33,727,196	SI 002111200 6	holding companies management
40	NIKO, ŽELEZNIKI	NKPG	17 Sep 1999	no par value	35,875	SI 003110717 8	office material, industrial paper-clips, electromagnets and other metal mechanisms production
41	PLAMA PUR	POPG	6 Dec 1999	no par value	686,798	SI 003110822 6	production and refashioning of poliuretanic (plastic) foams
42	KD GROUP	SKDR	21 Dec 2000	no par value	186,436	SI 003111016 4	holding companies management
43	SIVENT	SING	27 Feb 2008	no par value	1,229,712	SI 002111139 6	venture capital investing
44	SLOVENIJALES, LJUBLJANA	SLLG	8 May 1996	no par value	273,377	SI 003110040 5	commerce, engineering, representation
45	TEKSTINA, AJDOVŠČINA	TEAG	12 Feb 1997	no par value	1,127,293	SI 003110221 1	textile industry
46	TERME DOBRNA	ZDDG	5 July 1999	692,542,000 EUR	692,542	SI 003110539 6	medical services, tourist and hotel trade
47	TOSAMA, DOMŽALE	TODG	13 Sep 1996	no par value	290,000	SI 003110136 1	sanitary material production
48	TOVARNA SLADKORJA ORMOŽ	TSOG	12 Apr 1996	8,948,934 EUR	497,163	SI 003110020 7	sugar production
49	TRDNJAVA HOLDING	TR0R	31 Mar 2004	2,593,123,000 EUR	2,593,123	SI 002111219 6	holding companies management
50	TRDNJAVA I HOLDING	TR1R	31 Mar 2004	891,750,000 EUR	891,750	SI 002111220 4	holding companies management
51	TRIGLAV NALOŽBE	TRSG	7 Apr 2004	no par value	13,182,366	SI 002111223 8	holding companies management
52	TUB SWATY, MARIBOR	TUBG	30 Dec 1997	no par value	288,940	SI 003110344 1	production and trade of knife grinders
53	VELANA, LJUBLJANA	VLJG	23 Dec 2002	1,409,645,000 EUR	1,409,645	SI 003110069 4	non-clothing textile manufacturer
54	VIPA HOLDING	VHDR	5 Nov 2003	no par value	7,347,565	SI 002111131 3	other financial intermediation
55	ZDRAVILIŠČE ROGASKA	RGS	11 Feb 1999	901,581,000 EUR	901,581	SI 003110489 4	health resort
56	ZLATA MONETA II finančna družba	ZM2R	13 Nov 2003	no par value	8,232,861	SI 002111198 2	other financial intermediation
57	ZVON ENA HOLDING	ZVHR	30 Oct 2003	12,431,743,000 EUR	12,431,743	SI 002111177 6	holding companies management
58	ZVON DVA HOLDING	ZV2R	25 Feb 2004	14,120,934,000 EUR	14,120,934	SI 002111215 4	holding companies management
59	ŽELEZARNA RAVNE - MONTER DRAVOGRAD	ZMDG	17 Sep 1999	no par value	336,225	SI 003110696 4	management of investment portfolios of subsidiaries

ENTRY MARKET - PREFERRED SHARES

	Issuer	Trading code	First trading day	Nominal value of issue listed	Number of shares traded	Isin code	Sector
1	KD HOLDING	KDHP	18 July 2001	no par value	266,413	SI 003120050 2	holding companies management
2	PRVA GROUP	PPDG	20 Jul 2005	7,140,000 EUR	170,000	SI 002120064 5	pension insurance
3	ZDRAVILIŠČE ROGAŠKA	RGP	11 Feb 1999	56,204,000 EUR	28,102	SI 003120028 8	health resort

F) LIST OF SECURITIES

F2) BOND MARKET

CORPORATE BONDS

	Issuer	Trading code	First trading day	Nominal value of issue traded	Coupon interest rate	Maturity	Sector
1	ABANKA VIPA	AB06	25 Nov 2002	13,500,000 EUR	5.9% p.a.	2002-2009	banking
2	ABANKA VIPA	AB07	30 Oct 2003	17,300,000 EUR	5.3% p.a.	2003-2010	banking
3	ABANKA VIPA	AB08	16 Oct 2006	10,000,000 EUR	4.9% p.a.	2003-2011	banking
4	ABANKA VIPA	AB09	16 Oct 2006	10,000,000 EUR	4.7% p.a.	2003-2011	banking
5	ABANKA VIPA	AB10	16 Oct 2006	21,000,000 EUR	4.6% p.a.	2004-2011	banking
6	ABANKA VIPA	AB11	30 Jun 2006	20,865,000 EUR	4.0% p.a.	2005-2010	banking
7	ABANKA VIPA	AB12	30 Jun 2006	20,865,000 EUR	3.8% p.a.	2005-2010	banking
8	ABANKA VIPA	VIP5	24 Dec 1998	2,000,000 EUR	6% p.a.	1998-2008	banking
9	ABANKA VIPA	VIP6	6 Mar 2000	2,000,000 EUR	5.5% p.a.	1999-2009	banking
10	ABANKA VIPA	VIP7	19 July 2001	2,000,000 EUR	6.2% p.a.	2001-2010	banking
11	BANKA CELJE	BCE9	16 Oct 2006	20,864,500 EUR	3.8% p.a.	2005-2010	banking
12	BANKA CELJE	BCE7	17 Nov 2003	10,000,000 EUR	5.15% p.a.	2003-2010	banking
13	BANKA CELJE	BCE8	26 Oct 2004	12,500,000 EUR	4.9% p.a.	2004-2011	banking
14	BANKA CELJE	BCE10	12 Sep 2007	37,000,000 EUR	5.0% p.a.	2007-2017	banking
15	BANKA ZASAVJE	BZ03	27 Jul 2004	5,000,000 EUR	4.5% p.a.	2004-2011	banking
16	CIMOS	CIM1	21 Jul 2005	20,000,000 EUR	5.75% p.a.	2004-2011	automobile industry
17	DARS	DRS1	30 Dec 2004	56,042,047 EUR	5.1% p.a.	2004-2024	performing financial engineering, preparatory, organization and policy making of building, maintenance of road network and management of super highways in Republic of Slovenia
18	DARS	DRS2	8 Nov 2005	61,758,920 EUR	4.5% p.a.	2005-2025	performing financial engineering, preparatory, organization and policy making of building, maintenance of road network and management of super highways in Republic of Slovenia
19	DARS	DRS3	3 Feb 2006	42,563,580 EUR	4,0% p.a.	2005-2020	performing financial engineering, preparatory, organization and policy making of building, maintenance of road network and management of super highways in Republic of Slovenia
20	DEOS	DEO1	28 Sep 2005	5,825,900 EUR	6% p.a.	2004-2014	the construction and maintenance of safe homes
21	FACTOR BANKA	FB14	7 Mar 2007	12,160,000 EUR	4.0% p.a.	2006-2012	banking
22	FACTOR BANKA	FB15	4 May 2007	9,000,000 EUR	6m EURIBOR + 1,05% p.a.	2006-2012	banking
23	FACTOR BANKA	FB16	19 Mar 2008	5,000,000 EUR	5.75% p.a.	2007-openend	banking
24	FACTOR BANKA	FB17	2 Oct 2007	25,000,000 EUR	6m EURIBOR + 60 b.p.	2007-2011	banking
25	FACTOR BANKA	FB19	19 Mar 2008	12,155,000 EUR	6m EURIBOR + 95 b.p.	2007-2010	banking
26	FACTOR BANKA	FB06	23 May 2005	4,196,510 EUR	2 % + 6month EURIBOR	2002-2009	banking
27	FACTOR BANKA	FB08	10 May 2005	6,300,000 EUR	4,8% p.a.	2003-2008	banking
28	FACTOR BANKA	FB09	10 May 2005	5,927,000 EUR	4,8% p.a.	2004-2014	banking
29	FACTOR BANKA	FB11	25 Oct 2005	13,000,000 EUR	1.5% + 6 month EURIBOR	2005-2020	banking
30	FACTOR BANKA	FB12	7 Mar 2006	10,425,000 EUR	3.75% p.a.	2005-2010	banking
31	FACTOR BANKA	FB20	12 Jun 2008	13,090,000 EUR	6m EURIBOR + 160 b.p.	2008-2013	banking
32	FMR	FMR1	5 May 2005	5,000,000 EUR	4.6 % p.a.	2004-2009	holding companies management
33	HOTELI BERNARDIN	HTB1E	28 June 1999	10,225,800 EUR	8.5% p.a.	1999-2009	hotel and restaurant activities
34	KB1909	KBG1	10 Oct 2007	10,000,000 EUR	6m EURIBOR + 125 b.p.	2006-2011	financial services and holding companies management
35	KD HOLDING	KDH1	16 Dec 2005	40,000,000 EUR	5.45% p.a.	2005-2015	holding companies management
36	KD HOLDING	KDH2	7 Apr 2006	40,000,000 EUR	4,85% p.a.	205-2015	holding companies management
37	NOVA KBM	KBM5	26 Oct 2004	25,037,400 EUR	5.3% p.a.	2004-2009	banking
38	NOVA KBM	KBM7	30 Jun 2005	29,210,300 EUR	4.1% p.a.	2004-2011	banking
39	NOVA KBM	KBM8	30 Jun 2005	29,210,300 EUR	3.9% p.a.	2005-2010	banking
40	NOVA LJUBLJANSKA BANKA	NLB14	16 Oct 2006	17,000,000 EUR	5% p.a.	2003-2008	banking
41	NOVA LJUBLJANSKA BANKA	NLB15	16 Oct 2006	54,717,569 EUR	4.8% p.a.	2004-2012	banking
42	NOVA LJUBLJANSKA BANKA	NLB11	18 Jun 2003	26,326,000 EUR	5.1% p.a.	2002-2009	banking
43	NOVA LJUBLJANSKA BANKA	NLB13	14 Nov 2003	48,962,722 EUR	7% p.a.	2003-2013	banking
44	NOVA LJUBLJANSKA BANKA	NLB16	30 Jun 2005	32,363,761 EUR	4.0% p.a.	2004-2009	banking
45	NOVA LJUBLJANSKA BANKA	NLB17	30 Jun 2005	42,435,889 EUR	3.85% p.a.	2005-2011	banking
46	NOVA LJUBLJANSKA BANKA	NLB18	29 Dec 2005	62,593,500 EUR	4.15% p.a.	2005-2015	banking
47	NOVA LJUBLJANSKA BANKA	NLB19	29 Dec 2005	41,729,000 EUR	4.0% p.a.	2005-2016	banking
48	NOVA LJUBLJANSKA BANKA	NLB20	25 Aug 2006	23,827,259 EUR	6m EURIBOR + 30 b.p.	2006-2013	banking
49	NOVA LJUBLJANSKA BANKA	NLB21	27 Dec 2006	29,001,655 EUR	4.0% p.a.	2006-2009	banking
50	NOVA LJUBLJANSKA BANKA	NLB22	11 Jan 2007	29,894,000 EUR	6m EURIBOR + 25 b.p.	2006-2011	banking
51	NOVA LJUBLJANSKA BANKA	NLB23	28 Nov 2007	54,200,000 EUR	3m EURIBOR + 20 b.p.	2007-2012	banking
52	POSLOVNI SISTEM MERCATOR	MEO1	16 Oct 2006	36,540,000 EUR	4.8% p.a.	2004-2011	commerce industry, agriculture
53	POŠTNA BANKA SLOVENIJE	PBS5	16 Oct 2006	10,000,000 EUR	4.8% p.a.	2004-2008	banking
54	POŠTNA BANKA SLOVENIJE	PBS6	16 Oct 2006	4,172,900 EUR	4.4% p.a.	2004-2012	banking
55	POŠTNA BANKA SLOVENIJE	PBS7	16 Oct 2006	16,691,600 EUR	4.7% p.a.	2004-2011	banking
56	POTEZA NALOŽBE	PNO1	29 Sep 2004	10,000,000 EUR	5.25% p.a.	2003-2011	enterprise and business counseling
57	PROBANKA	PRB9	16 Apr 2008	25,000,000 EUR	3m EURIBOR + 1.5% (2.7 after 10 years)	2007-openend	banking
58	PROBANKA, MARIBOR	PRB7	16 Oct 2006	12,000,000 EUR	5.2% p.a.	2004-2010	banking

59	PROBANKA, MARIBOR	PRB8	16 Mar 2007	9,200,000 EUR	3.9% p.a.	2006-2012	banking
60	SIP, STROJNA INDUSTRIJA	SIPBE	19 June 2000	1,763,985 EUR	6% p.a.	1999-2009	manufacturing farm equipment
61	STANOVANJSKI SKLAD RS	SSR1E	4 Jul 1996	3,628,440 EUR	6% p.a.	1995-2010	national mortgage agency
62	STANOVANJSKI SKLAD RS	SSR2	30 Jun 1998	8,345,800 EUR	7.2 % p.a. + TOM	1998-2008	national mortgage agency
63	STANOVANJSKI SKLAD RS	SSR3	16 Oct 2006	8,345,800 EUR	TOM + 6.10% p.a.	2001-2011	national mortgage agency

INSURANCE

	Issuer	Trading code	First trading day	Nominal value of issue traded	Coupon interest rate	Maturity	Sector
1	ZAVAROVALNICA TRIGLAV	ZT01	2 Jun 2004	30,000,000 EUR	5.125% p.a.	2003-2013	insurance

MUNICIPAL and GOVERNMENT BONDS

	Issuer	Trading code	First trading day	Nominal value of issue traded	Coupon interest rate	Maturity	Sector
1	REPUBLIC OF SLOVENIA	RS18	15 May 2000	45,016,600 EUR	6% p.a.	2000-2010	government bond
2	REPUBLIC OF SLOVENIA	RS21	18 Nov 2002	50,505,318 EUR	1% p.a. + TOM	2001-2015	government bond
3	REPUBLIC OF SLOVENIA	RS23	20 Feb 2001	40,000,000 EUR	6% p.a.	2001-2011	government bond
4	REPUBLIC OF SLOVENIA	RS26	14 June 2001	49,976,500 EUR	5.375% p.a.	2001-2011	government bond
5	REPUBLIC OF SLOVENIA	RS29	25 Jan 2002	55,000,000 EUR	5.375% p.a.	2002-2012	government bond
6	REPUBLIC OF SLOVENIA	RS32	25 Jan 2002	23,865,500 EUR	5.375% p.a.	2002-2012	government bond
7	REPUBLIC OF SLOVENIA	RS33	9 Apr 2002	127,166,004 EUR	8% p.a.	2002-2022	government bond
8	REPUBLIC OF SLOVENIA	RS38	30 Apr 2002	68,847,000 EUR	5.63% p.a.	2002-2017	government bond
9	REPUBLIC OF SLOVENIA	RS39	18 Nov 2002	120,229,819 EUR	1% p.a. + TOM	2002-2008	government bond
10	REPUBLIC OF SLOVENIA	RS44	29 Nov 2002	4,443,536 EUR	6.65% p.a.	2002-2012	government bond
11	REPUBLIC OF SLOVENIA	RS48	10 Dec 2002	56,465,200 EUR	4.75% p.a.	2002-2012	government bond
12	REPUBLIC OF SLOVENIA	RS49	22 Jan 2003	29,632,020 EUR	4.75% p.a.	2003-2022	government bond
13	REPUBLIC OF SLOVENIA	RS50	11 Mar 2003	48,527,000 EUR	4.50% p.a.	2003-2013	government bond
14	REPUBLIC OF SLOVENIA	RS53	17 Apr 2003	79,290,900 EUR	4.875% p.a.	2003-2018	government bond
15	REPUBLIC OF SLOVENIA	RS54	29 Oct 2003	76,295,376 EUR	5.75% p.a.	2003-2013	government bond
16	REPUBLIC OF SLOVENIA	RS56	24 Feb 2004	202,023,193 EUR	4.875% p.a.	2004-2009	government bond
17	REPUBLIC OF SLOVENIA	RS57	29 Mar 2004	259,697,224 EUR	4.875% p.a.	2004-2014	government bond
18	REPUBLIC OF SLOVENIA	RS59	2 Feb 2005	1,066,332,031 EUR	4% p.a.	2005-2016	government bond
19	REPUBLIC OF SLOVENIA	RS60	14 Apr 2005	368,623,416 EUR	3.5 % p.a.	2005-2010	government bond
20	REPUBLIC OF SLOVENIA	RS61	24 Jan 2006	328,861,569 EUR	3.25 % p.a.	2006-2011	government bond
21	REPUBLIC OF SLOVENIA	RS62	24 Jan 2006	390,540,053 EUR	3.5 % p.a.	2005-2017	government bond
22	REPUBLIC OF SLOVENIA	RS63	11 Feb 2008	1,000,000,000 EUR	4.375 % p.a.	2008-2019	government bond
23	SLOVENSKA ODŠKODNINSKA DRUŽBA	SOS2E	7 Apr 1997	758,547,807 EUR	6 % p.a.	1996-2016	meeting commitments deriving from denationalisation process

TOM (abbreviation for: "temeljna obrestna mera"- base interest rate) - indexation factor, calculated as twelve month average of monthly consumer price index

F3) FUND MARKET

	Open-end fund	Trading code	First trading day	Value of first trade	Number of coupons on first trading day	Isin code	Type
1	MP-BALKAN SI	MPBL	24 Nov 2006	62,36	82,689	SI 002140002 1	mutual fund
2	MP-EUROSTOCK.SI	MPEU	16 Jun 2006	5,47	728,413	SI 002140001 3	mutual fund / ETF
3	PB Biotech Index	PBDBI	23 Jun 2008	0,963	663,529	SI 002140092 2	mutual fund / ETF
4	PB Uranium Index	PBDUI	23 Jun 2008	0,982	806,137	SI 002140093 0	mutual fund / ETF
3	Probanka globalni naložbeni sklad	PBGS	24 Nov 2006	0,710	142,885,835	SI 002140003 9	mutual fund

F4) CLOSED-END FUND MARKET

	Issuer	Trading code	First trading day	Nominal value of shares traded	Number of shares traded	Isin code	Sector
1	MAKSIMA, delniška ID	MAIR	21 May 2003	no par value	7,811,823	SI 002111152 9	investment fund
2	INFOND ID	IFIR	23 Sept 2002	no par value	8,132,314	SI 002111078 6	investment fund
3	INFOND ID 1	IFDR	2 Aug 2004	no par value	4,956,471	SI 002111307 9	investment fund
4	KD ID	KDIR	9 Feb 2001	no par value	9,181,542	SI 002111341 8	investment fund
5	KRONA SENIOR ID	SNOG	8 Dec 1998	no par value	6,895,504	SI 002110590 1	investment fund
6	NFD 1 DELNIŠKI INVESTICIJSKI SKLAD	NFIN	26 Oct 1998	no par value	160,580,300	SI 002110600 8	investment fund
7	ZVON ENA ID	ZVIR	24 Nov 2003	no par value	2,277,577	SI 002111178 4	investment fund