



MONTHLY STATISTICS
LJUBLJANA STOCK EXCHANGE
JULY 2008
Year XIV., No. 7/08

TURNOVER

Market	Turnover (in 000 EUR)	Volume in pieces	Number of bargains
Shares	51,371	1,259,855	11,576
Prime Market	33,336	388,550	6,351
Standard Market	14,077	186,281	2,094
Entry Market	3,958	685,024	3,131
Bonds	3,955	132,038	451
Investment coupons	425	431,728	253
Closed-end Funds Shares	4,958	1,778,032	1,925
Short-term securities	0	0	0
Total	60,709	3,601,653	14,205

MARKET SIZE

Market	Market capitalisation (in EURm)	Number of securities	Number of issuers
Shares	14,459	89	87
Prime Market	8,368	7	7
Standard Market	3,741	17	17
Entry Market	2,351	65	63
Bonds	6,372	86	21
Investment coupons	104	5	2
Closed-end Funds Shares	697	7	7
Total	21,632	187	114

**MONTHLY TURNOVER BY MARKETS
IN 000 EUR - SHARES**

	Regulated market		Reported block trades	Off-market trades*
	Normal trades	Block Trades		
jul.07	229,414		249,501	341,272
aug.07	221,489		76,519	627,819
sep.07	155,411		110,215	377,188
oct.07	146,270	4,140	90,802	862,649
nov.07	157,104	18,638		353,871
dec.07	187,975	7,488		881,279
jan.08	176,582	3,766		248,504
feb.08	95,433	4,989		151,046
mar.08	102,237	6,416		276,497
apr.08	121,102	3,630		364,763
may.08	47,608	6,722		150,773
jun.08	42,957	1,651		175,915
jul.08	43,690	7,681		94,723

* appreciation of off-market transactions with listed securities based on volume of off-market transaction (block trades excluded) and

PRIME MARKET SHARES

	Turnover (in 000 EUR)	Number of bargains	Market capitalisation EURm) (in
GORENJE	2,847	692	429
INTEREUROPA	319	214	200
KRKA	21,007	3,685	3,327
LUKA KOPER	1,235	460	812
MERCATOR	1,669	400	864
PETROL	2,493	430	1,136
TELEKOM SLOVENIJE	3,765	470	1,599
TOTAL	33,336	6,351	8,368

**MONTHLY TURNOVER BY MARKETS
IN 000 EUR - OTHER SECURITIES**

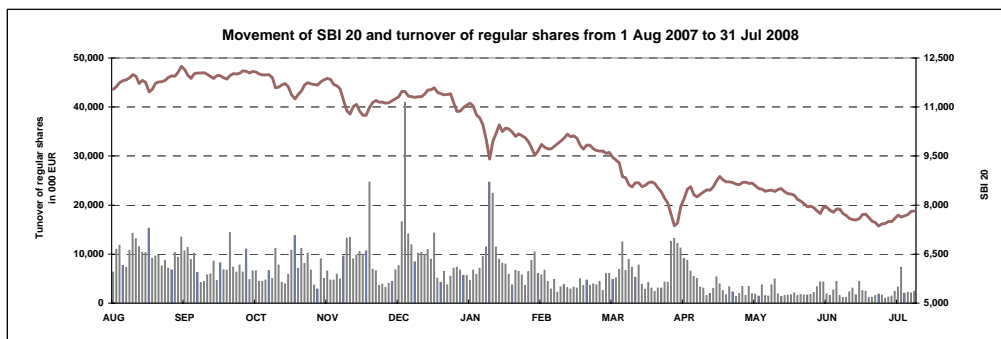
	Regulated market			Reported block trades	Off-market trades*
	Normal trades	Block trades	Market maker segment**		
jul.07	20,818		39,616	1,487	18,657
aug.07	17,857		3,524	2,424	24,070
sep.07	14,926		6,735	7,302	10,149
oct.07	19,290	235	34,349	5,725	103,106
nov.07	16,489	3,244	45,092		103,326
dec.07	20,982	15,833	9,653		62,260
jan.08	13,571	0			42,426
feb.08	12,522	5,971			1,278,971
mar.08	14,031	14,273			438,969
apr.08	15,690	58,765			204,176
may.08	14,464	3,430			103,687
jun.08	11,973	6,291			180,208
jul.08	8,934	404			159,862

with listed securities based on volume of off-

** special segment for trading in securities issued by Republic of Slovenia

NOMINAL RETURN

STOCK EXCHANGE INDICES	Nominal return 31 Jul 2008 / 30 Jun 2008	Nominal return 31 Jul 2008 / 31 Dec 2007	Nominal return 31 Jul 2008 / 31 Jul 2007
Slovene Stock Exchange Index (SBI20)	-0.70%	-31.19%	-31.62%
Slovene Blue-Chip Index (SBI TOP)	0.58%	-30.29%	-29.52%
Bond Index (BIO)	0.24%	-0.64%	-0.46%



ISSUER

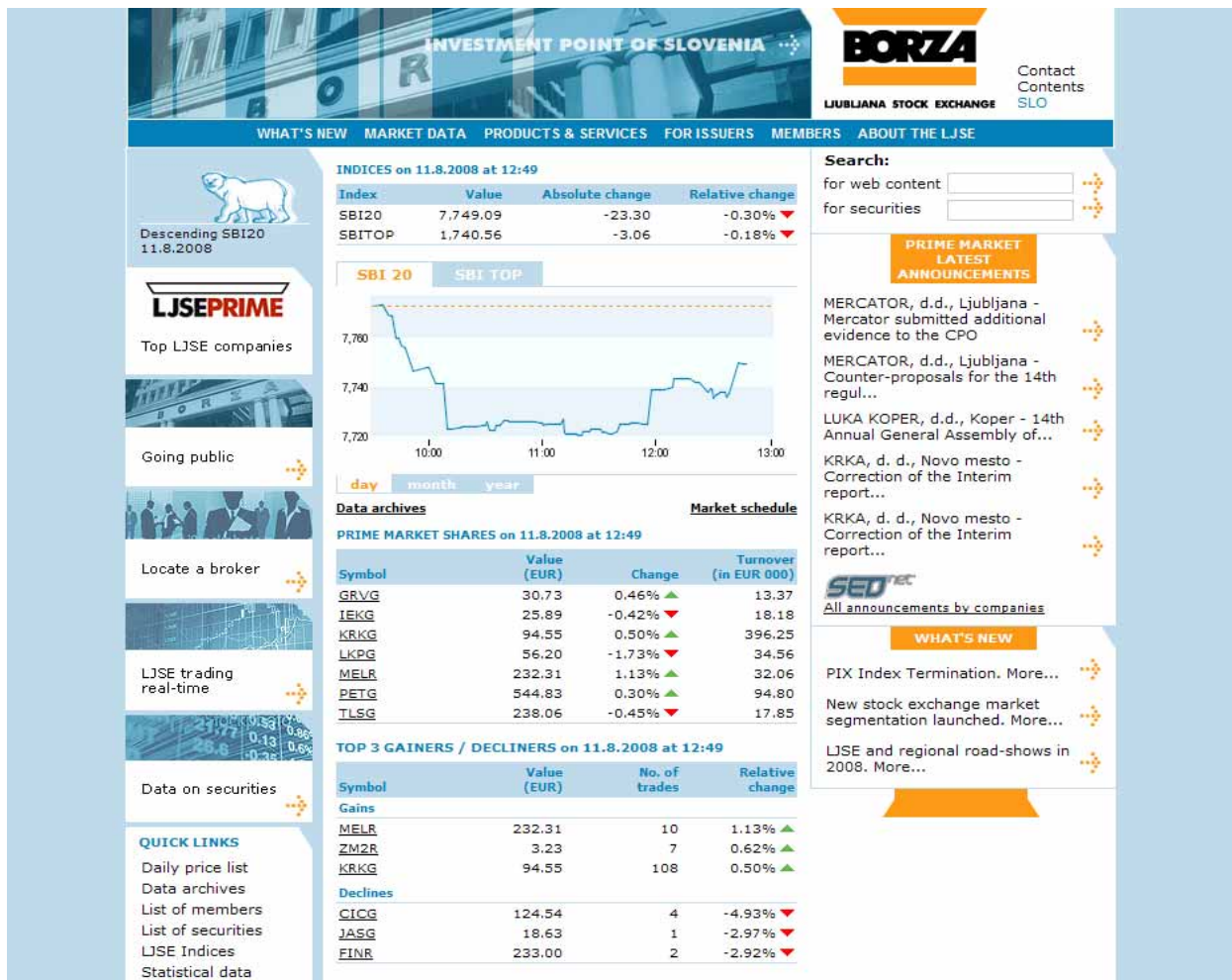
Ljubljana Stock Exchange Inc.
Slovenska 56
1000 Ljubljana

INFORMATION

E-mail:	info@ljse.si
Phone:	+386 1 47-10-211 +386 1 47-10-318
Contact persons:	Nataša Žabkar, Boštjan Šbül

STATISTICS ON WEB:

<http://www.ljse.si/cgi-bin/jve.cgi?doc=1989&sid=oW6SxKEMNaGgXs4b>



The screenshot shows the website interface for the Ljubljana Stock Exchange (BORZA). The header includes the logo and navigation menu: WHAT'S NEW, MARKET DATA, PRODUCTS & SERVICES, FOR ISSUERS, MEMBERS, ABOUT THE LJSE. The main content area is divided into several sections:

- INDICES on 11.8.2008 at 12:49:**

Index	Value	Absolute change	Relative change
SBI20	7,749.09	-23.30	-0.30%
SBITOP	1,740.56	-3.06	-0.18%
- PRIME MARKET SHARES on 11.8.2008 at 12:49:**

Symbol	Value (EUR)	Change	Turnover (in EUR 000)
GRVG	30.73	0.46%	13.37
IEKG	25.89	-0.42%	18.18
KRKG	94.55	0.50%	396.25
LKPG	56.20	-1.73%	34.56
MELR	232.31	1.13%	32.06
PETG	544.83	0.30%	94.80
TLSG	238.06	-0.45%	17.85
- TOP 3 GAINERS / DECLINERS on 11.8.2008 at 12:49:**

Symbol	Value (EUR)	No. of trades	Relative change
Gains			
MELR	232.31	10	1.13%
ZM2R	3.23	7	0.62%
KRKG	94.55	108	0.50%
Declines			
CICG	124.54	4	-4.93%
JASG	18.63	1	-2.97%
FINR	233.00	2	-2.92%
- PRIME MARKET LATEST ANNOUNCEMENTS:**
 - MERCATOR, d.d., Ljubljana - Mercator submitted additional evidence to the CPO
 - MERCATOR, d.d., Ljubljana - Counter-proposals for the 14th regul...
 - LUKA KOPER, d.d., Koper - 14th Annual General Assembly of...
 - KRKA, d. d., Novo mesto - Correction of the Interim report...
 - KRKA, d. d., Novo mesto - Correction of the Interim report...
- WHAT'S NEW:**
 - PIX Index Termination. More...
 - New stock exchange market segmentation launched. More...
 - LJSE and regional road-shows in 2008. More...

Navigation and utility elements include: Search for web content and securities; Contact Contents SLO; Top LJSE companies (LJSEPRIME); Going public; Locate a broker; LJSE trading real-time; Data on securities; QUICK LINKS (Daily price list, Data archives, List of members, List of securities, LJSE Indices, Statistical data).

INDEX

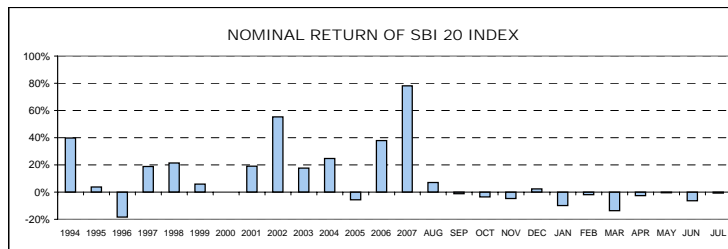
	Page
A) STOCK EXCHANGE INDICES	1
A1) Values, yields and movements of Stock Exchange Indices	1
A2) Index compositions	3
B) NUMBER OF ISSUERS, TRADED SECURITIES AND MEMBERS	4
C) TURNOVER	5
C1) Monthly turnover by securities	5
C2) Most traded securities	10
C3) Monthly turnover by LJSE members	11
C4) Monthly turnover in 2007 and 2008	13
D) MARKET CAPITALISATION	16
D1) Market capitalisation of shares	17
D2) Market capitalisation of bonds	20
D3) Market capitalisation of investment funds	22
E) OTHER	23
E1) Indicators (shares on official market)	23
E2) Record values	24
E3) New listed securities and changes	25
F) LIST OF SECURITIES	27
F1) Shares	27
F2) Bonds	29
F3) Funds	31

A) STOCK EXCHANGE INDICES

SBI 20 - SLOVENE STOCK EXCHANGE INDEX

Year	Max	Date	Min	Date	Close	Nominal return
1994	1,804.00	10 May 1994	1,015.92	6 Jan 1994	1,396.81	-39.68%
1995	1,590.17	9 Nov 1995	1,016.99	13 July 1995	1,448.75	3.72%
1996	1,589.18	13 Mar 1996	891.93	10 Sept 1996	1,183.26	-18.33%
1997	1,655.36	10 Feb 1997	1,052.44	8 Jan 1997	1,404.70	18.71%
1998	2,026.47	10 Aug 1998	1,378.49	6 Jan 1998	1,705.77	21.43%
1999	1,981.87	19 Feb 1999	1,679.48	5 Jan 1999	1,806.26	5.89%
2000	1,903.66	24 Jan 2000	1,584.23	25 May 2000	1,807.94	0.09%
2001	2,159.35	19 Dec 2001	1,700.24	25 Apr 2001	2,151.59	19.01%
2002	3,547.64	8 Nov 2002	2,140.80	3 Jan 2002	3,340.20	55.24%
2003	4,034.53	5 Dec 2003	3,067.67	3 Jul 2003	3,931.64	17.71%
2004	4,935.29	15 Nov 2004	3,922.74	5 Jan 2004	4,904.48	24.74%
2005	5,131.61	1 Feb 2005	4,301.58	28 Sep 2005	4,630.10	-5.59%
2006	6,464.80	18 Dec 2006	4,427.22	29 Mar 2006	6,382.92	37.86%
2007	12,242.01	31 Aug 2007	6,551.52	3 Jan 2007	11,369.58	78.13%
First half-year 2008	11,408.00	4 Jan 2008	7,368.49	15 Apr 2008	7,877.87	-30.71%

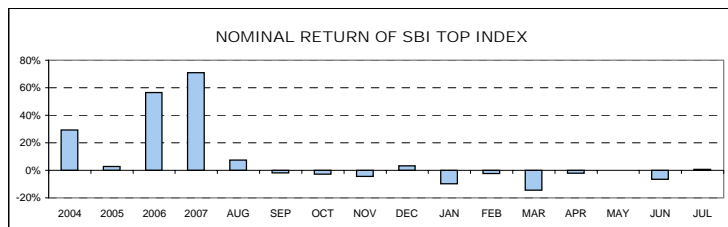
Year 2008	Max	Date	Min	Date	Close	Nominal return
January	11,408.00	4 Jan 2008	9,403.36	22 Jan 2008	10,240.11	-9.93%
February	10,184.01	4 Feb 2008	9,528.17	12 Feb 2008	10,040.85	-1.95%
March	9,839.26	5 Mar 2008	8,552.05	27 Mar 2008	8,677.56	-13.58%
April	8,710.31	4 Apr 2008	7,368.49	15 Apr 2008	8,451.55	-2.60%
May	8,875.66	7 May 2008	8,415.07	30 May 2008	8,415.07	-0.43%
June	8,504.40	3 Jun 2008	7,738.73	19 Jun 2008	7,877.87	-6.38%
July	7,822.90	31 Jul 2008	7,358.83	16 Jul 2008	7,822.90	-0.70%



SBI TOP - SLOVENE BLUE-CHIP INDEX

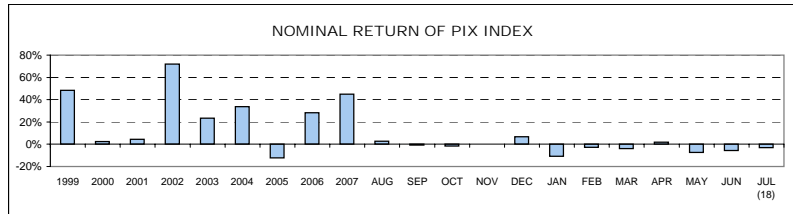
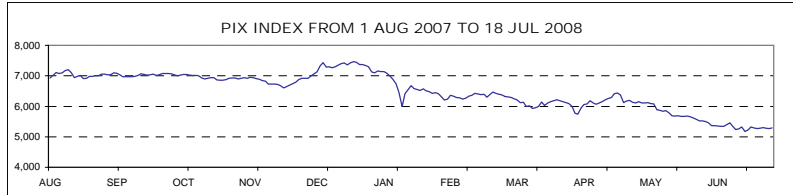
Year	Max	Date	Min	Date	Close	Nominal return
2003	730.49	4 Dec 2003	534.14	8 Jul 2003	707.94	-
2004	946.60	25 Nov 2004	706.53	5 Jan 2004	915.40	29.30%
2005	960.74	8 Dec 2005	817.33	1 Jul 2005	941.02	2.80%
2006	1,506.88	18 Dec 2006	940.16	3 Jan 2006	1,473.33	56.57%
2007	2,674.69	31 Aug 2007	1,501.26	3 Jan 2007	2,518.92	70.97%
First half-year 2008	2,520.56	4 Jan 2008	1,613.99	15 Apr 2008	1,745.75	-30.69%

Year 2008	Max	Date	Min	Date	Close	Nominal return
January	2,520.56	4 Jan 2008	2,079.02	22 Jan 2008	2,273.91	-9.73%
February	2,258.55	26 Feb 2008	2,095.28	12 Feb 2008	2,222.37	-2.27%
March	2,178.27	6 Mar 2008	1,865.64	27 Mar 2008	1,903.59	-14.34%
April	1,917.62	4 Apr 2008	1,613.99	15 Apr 2008	1,865.35	-2.01%
May	1,967.95	7 May 2008	1,862.63	27 May 2008	1,865.69	0.02%
June	1,884.05	3 Jun 2008	1,712.90	19 Jun 2008	1,745.75	-6.43%
July	1,755.94	31 Jul 2008	1,643.08	16 Jul 2008	1,755.94	0.58%



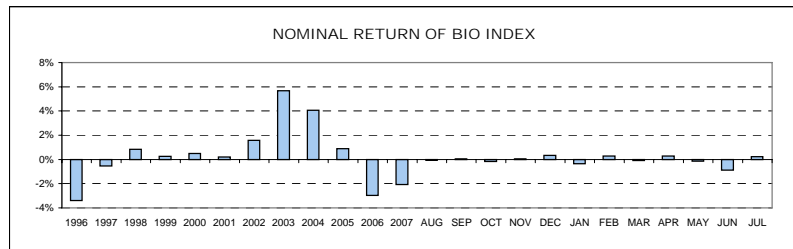
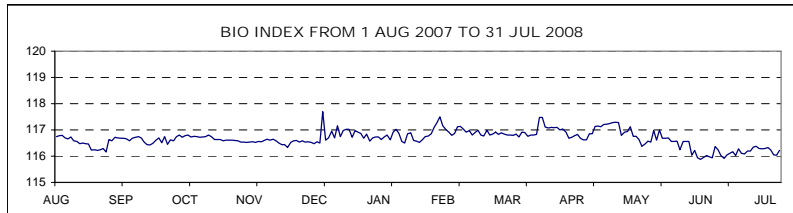
PIX - INVESTMENT FUNDS INDEX - discontinued

Year	Max	Date	Min	Date	Close	Nominal return
1999	1,633.77	19 Oct 1999	965.15	29 Apr 1999	1,483.50	48.35%
2000	1,572.13	17 Jan 2000	1,097.07	25 May 2000	1,520.79	2.51%
2001	1,588.02	28 Dec 2001	1,328.44	23 May 2001	1,588.02	4.42%
2002	3,013.05	27 Nov 2002	1,551.00	3 Jan 2002	2,729.73	71.89%
2003	3,374.22	29 Dec 2003	2,558.26	12 Mar 2003	3,372.03	23.53%
2004	4,606.40	26 Nov 2004	3,367.18	5 Jan 2004	4,513.38	33.85%
2005	4,752.47	31 Jan 2005	3,893.96	22 Dec 2005	3,962.29	-12.21%
2006	5,099.52	22 Dec 2006	3,733.91	23 Mar 2006	5,084.12	28.31%
2007	7,464.19	24 Dec 2007	5,054.97	3 Jan 2007	7,374.29	45.05%
First half-year 2008	7,371.12	3 Jan 2008	5,347.85	24 Jun 2008	5,461.25	-25.94%
Year 2008	Max	Date	Min	Date	Close	Nominal return
January	7,371.12	3 Jan 2008	5,992.53	22 Jan 2008	6,569.38	-10.92%
February	6,505.07	1 Feb 2008	6,206.30	12 Feb 2008	6,391.68	-2.70%
March	6,467.34	5 Mar 2008	5,936.03	26 Mar 2008	6,140.45	-3.93%
April	6,256.39	30 Apr 2008	5,745.73	16 Apr 2008	6,256.39	1.89%
May	6,435.11	7 May 2008	5,789.12	30 May 2008	5,789.12	-7.47%
June	5,688.10	2 Jun 2008	5,347.85	24 Jun 2008	5,461.25	-5.66%
July	5,341.92	1 Jul 2008	5,179.52	7 Jul 2008	5,293.89	discontinued



BIO - STOCK EXCHANGE BOND INDEX

Year	Max	Date	Min	Date	Close	Nominal return
1995	113.52	14 Dec 1995	100.46	5 July 1995	111.68	n.a
1996	111.96	8 Jan 1996	106.61	28 June 1996	107.89	-3.39%
1997	110.97	8 Apr 1997	104.90	29 Jan 1997	107.31	-0.54%
1998	108.22	30 Dec 1998	101.68	25 May 1998	108.22	0.85%
1999	110.52	4 Feb 1999	104.53	16 Aug 1999	108.50	0.26%
2000	109.63	15 Dec 2000	103.96	9 June 2000	109.03	0.49%
2001	110.08	17 Sept 2001	107.81	21 Mar 2001	109.25	0.20%
2002	111.06	27 Dec 2002	107.17	12 Mar 2002	110.96	1.56%
2003	118.14	21 Nov 2003	110.20	24 Jan 2003	117.27	5.69%
2004	122.27	27 Dec 2004	116.28	14 Jan 2004	122.04	4.07%
2005	123.41	7 Oct 2005	120.63	20 Jan 2005	123.11	0.88%
2006	122.78	3 Jan 2006	117.58	7 Jul 2006	119.44	-2.98%
2007	119.95	9 Jan 2007	116.16	27 Aug 2007	116.48	-2.07%
First half-year 2008	117.50	13 Feb 2008	115.88	23 Jun 2008	115.94	-0.88%
Year 2008	Max	Date	Min	Date	Close	Nominal return
January	117.03	22 Jan 2008	116.50	25 Jan 2008	116.57	-0.34%
February	117.50	13 Feb 2008	116.52	1 Feb 2008	116.90	0.28%
March	116.99	3 Mar 2008	116.73	25 Mar 2008	116.80	-0.09%
April	117.48	3 Apr 2008	116.62	24 Apr 2008	117.13	0.28%
May	117.29	13 May 2008	116.38	26 May 2008	116.97	-0.14%
June	117.00	3 Jun 2008	115.88	23 Jun 2008	115.94	-0.88%
July	116.38	21 Jul 2008	115.92	4 Jul 2008	116.22	0.24%



A2) INDEX COMPOSITIONS

COMPOSITION OF SLOVENE STOCK EXCHANGE INDEX - SBI 20 ON 31 JUL 2008

Issuer	Trading code	Adjusted number of shares	Base value in EUR	Adjusted share	Sector	Market capitalisation (free float) of index on 31 Jul 2008	Sector share
KRKA	KRKG	7,286,261	16.25	15.00%	pharmaceuticals	684,252,771	16.43%
PETROL	PETG	1,109,564	120.41	15.00%	oil and gas	604,213,076	14.51%
TELEKOM SLOVENIJE	TLSG	1,806,046	292.70	10.83%	telecommunication	441,939,456	10.61%
SAVA	SAVA	1,027,559	83.57	10.75%	industrial conglomerates	456,883,558	12.76%
MERCATOR	MELR	1,448,477	24.46	9.02%	trade	332,483,411	9.23%
NOVA KREDITNA BANKA MARIBOR	KBMR	11,234,861	40.69	8.04%	bank	304,127,687	7.30%
GORENJE	GRVG	9,312,043	10.23	6.77%	household appliances	284,576,034	6.83%
PIVOVARNA LAŠKO	PILR	3,842,957	27.19	6.27%	food and beverages	316,659,657	8.51%
LUKA KOPER	LKPG	4,138,622	12.50	5.88%	transport	240,122,848	10.86%
INTEREUROPA	IEKG	4,747,177	21.69	3.20%	transport	120,293,465	
HELIOS, DOMŽALE	HDOG	115,888	795.68	2.92%	chemical products	123,281,654	2.96%
AERODROM LJUBLJANA	AELG	1,081,836	47.93	2.60%	transport	91,772,148	
ISTRABENZ	ITBG	930,285	14.61	1.66%	industrial conglomerates	74,506,526	
LESNINA	MILG	30,487	1,898.68	1.08%	trade	51,827,900	
ŽITO	ZTOG	185,313	213.00	0.98%	food and beverages	37,811,265	
Market capitalisation of index						4,164,751,456	
Share of market capitalisation of shares in index							21.10%

COMPOSITION OF SLOVENE BLUE-CHIP INDEX - SBI TOP ON 31 JUL 2008

Issuer	Trading code	Adjusted number of shares	Base value in EUR	Adjusted share	Sector	Market capitalisation (free float) of index on 31 Jul 2008	Sector share
KRKA	KRKG	15,859,179	16.25	30.00%	pharmaceuticals	1,489,335,500	32.32%
PETROL	PETG	1,140,809	120.41	14.17%	oil and gas	621,227,541	13.48%
TELEKOM SLOVENIJE	TLSG	1,806,046	292.70	9.95%	telecommunication	441,939,456	9.59%
SAVA	SAVA	1,027,559	238.29	9.88%	industrial conglomerates	456,883,558	9.92%
MERCATOR	MELR	1,448,477	24.46	8.29%	trade	332,483,411	7.22%
NOVA KREDITNA BANKA MARIBOR	KBMR	11,234,861	40.69	7.39%	bank	304,127,687	6.60%
GORENJE	GRVG	9,312,043	10.23	6.22%	household appliances	284,576,034	6.18%
PIVOVARNA LAŠKO	PILR	3,842,957	27.19	5.76%	food and beverages	316,659,657	6.87%
LUKA KOPER	LKPG	4,138,622	61.67	5.41%	transport	240,122,848	7.82%
INTEREUROPA	IEKG	4,747,177	26.98	2.94%	transport	120,293,465	
Market capitalisation of index						4,607,649,158	
Share of market capitalisation of shares in index							23.34%

COMPOSITION OF INVESTMENT FUNDS INDEX - PIX ON 31 JUL 2008 - discontinued

Issuer	Trading code	Adjusted number of shares	Base value in EUR	Adjusted share	Market capitalisation of index on 30 Jun 2008
NFD 1 DELNIŠKI INVESTICIJSKI SKLAD	NF1N	18,502,572	0.153	15.00%	33,859,707
MAKSIMA ID	MAIR	3,319,936	7.27	15.00%	38,710,454
KD ID	KDIR	3,575,517	2.69	15.00%	33,645,615
INFOND ID	IFIR	3,356,661	7.39	15.00%	39,642,166
KRONA SENIOR ID	SNOG	4,334,888	7.00	15.00%	36,716,501
ZVON ENA ID	ZVIR	2,277,577	10.53	13.71%	38,901,015
INFOND ID 1	IFDR	4,956,471	5.14	11.29%	31,919,673
Market capitalisation of index					253,395,132
Share of market capitalisation inv.funds in index					36.38%

COMPOSITION OF STOCK EXCHANGE BOND INDEX - BIO ON 31 JUL 2008

Bonds	Trading code	Base value	Share
SLOVENSKA ODŠKODNINSKA DRUŽBA 2 nd ISSUE	SOS2E	104.03	50.00%
REPUBLIKA SLOVENIJA 21 st ISSUE	RS21	100	23.49%
FACTOR BANKA 12 th ISSUE	FB12	96.9	10.34%
REPUBLIKA SLOVENIJA 50 th ISSUE	RS50	100	9.05%
REPUBLIKA SLOVENIJA 59 th ISSUE	RS59	99.05	7.12%

B) NUMBER OF ISSUERS, TRADED SECURITIES AND MEMBERS

	31 Jul 2007	31 Dec 2007	30 Jun 2008	31 Jul 2008
NUMBER OF ISSUERS	119	112	114	113
Equity market - prime market	9	8	7	7
Equity market - standard market	19	17	17	17
Equity market - entry market	65	62	65	63
Bond market	20	20	20	21
Fund market	2	2	2	2
Closed-edn fund market	7	7	7	7
Short-term securities	1	1	1	1
	31 Jul 2007	31 Dec 2007	30 Jun 2008	31 Jul 2008
NUMBER OF SECURITIES	194	188	189	187
Equity market - prime market	9	8	7	7
Equity market - standard market	19	17	17	17
Equity market - entry market	67	64	67	65
Bond market	89	89	86	86
Fund market	3	3	5	5
Closed-edn fund market	7	7	7	7
Short-term securities	6	3	2	2
	31 Jul 2007	31 Dec 2007	30 Jun 2008	31 Jul 2008
NUMBER OF MEMBERS	24	24	24	24

C1) TURNOVER BY SECURITIES IN JULY 2008

EQUITY MARKET - PRIME MARKET

Issue	Stock trades (in EUR)	Stock trades (in USD)	Normal trades (in EUR)	Block trades (in EUR)	Share in total turnover	Share in turnover of shares	Volume in pieces	Number of bargains
Total	33,336,260	52,470,147	32,304,160	1,032,100	54.91%	64.89%	388,550	6,351
1 KRKA	21,006,997	33,051,726	20,824,897	182,100	34.60%	40.89%	235,602	3,685
2 TELEKOM SLOVENIJE	3,765,446	5,929,285	3,277,446	488,000	6.20%	7.33%	15,751	470
3 GORENJE	2,847,183	4,483,755	2,692,183	155,000	4.69%	5.54%	90,383	692
4 PETROL	2,493,374	3,933,777	2,493,374	0	4.11%	4.85%	4,644	430
5 MERCATOR	1,668,977	2,624,513	1,461,977	207,000	2.75%	3.25%	7,305	400
6 LUKA KOPER	1,235,441	1,944,814	1,235,441	0	2.04%	2.40%	22,221	460
7 INTEREUROPA	318,842	502,277	318,842	0	0.53%	0.62%	12,644	214

EQUITY MARKET - STANDARD MARKET

Issue	Stock trades (in EUR)	Stock trades (in USD)	Normal trades (in EUR)	Block trades (in EUR)	Share in total turnover	Share in turnover of shares	Volume in pieces	Number of bargains
Total	14,076,854	22,167,224	7,427,854	6,649,000	23.19%	27.40%	186,281	2,094
Common shares	14,076,645	22,166,898	7,427,645	6,649,000	23.19%	27.40%	186,276	2,090
1 TERME ČATEŽ	6,544,443	10,292,224	32,443	6,512,000	10.78%	12.74%	21,914	11
2 POZAVAROVALNICA SAVA	2,124,397	3,349,613	1,987,397	137,000	3.50%	4.14%	78,049	279
3 SAVA	1,411,992	2,224,801	1,411,992	0	2.33%	2.75%	3,495	308
4 NOVA KREDITNA BANKA MARIBOR	1,323,756	2,085,636	1,323,756	0	2.18%	2.58%	48,745	628
5 PIVOVARNA LAŠKO	1,150,466	1,818,120	1,150,466	0	1.90%	2.24%	14,654	144
6 AERODROM LJUBLJANA	717,722	1,131,710	717,722	0	1.18%	1.40%	8,836	335
7 ISTRABENZ	349,749	550,390	349,749	0	0.58%	0.68%	4,551	218
8 ACH	168,147	264,161	168,147	0	0.28%	0.33%	2,669	20
9 SALUS, LJUBLJANA	97,980	154,160	97,980	0	0.16%	0.19%	144	30
10 ISKRA AVTOELEKTRIKA	94,096	148,411	94,096	0	0.15%	0.18%	1,874	17
11 ŽITO	50,662	79,879	50,662	0	0.08%	0.10%	245	72
12 ETOL	21,386	33,459	21,386	0	0.04%	0.04%	115	13
13 DELO PRODAJA	20,421	32,075	20,421	0	0.03%	0.04%	716	7
14 MLINOTEST	1,430	2,259	1,430	0	0.00%	0.00%	269	8
15 KOMPAS MTS	0	0	0	0	0.00%	0.00%	0	0
16 NIKA	0	0	0	0	0.00%	0.00%	0	0
Preferred shares	209	326	209	0	0.00%	0.00%	5	4
1 PROBANKA	209	326	209	0	0.00%	0.00%	5	4

EQUITY MARKET - ENTRY MARKET

Issue	Stock trades (in EUR)	Stock trades (in USD)	Normal trades (in EUR)	Block trades (in EUR)	Share in total turnover	Share in turnover of shares	Volume in pieces	Number of bargains
Total	3,958,377	6,249,671	3,958,377	0	6.52%	7.71%	685,024	3,131
Common shares	3,925,597	6,197,940	3,925,597	0	6.47%	7.64%	684,310	3,040
1 ZVON DVA HOLDING	766,796	1,212,551	766,796	0	1.26%	1.49%	232,071	302
2 TRIGLAV NALOŽBE	482,986	768,912	482,986	0	0.80%	0.94%	208,406	245
3 TOSAMA	405,207	636,054	405,207	0	0.67%	0.79%	4,646	86
4 ZVON ENA HOLDING	358,193	565,955	358,193	0	0.59%	0.70%	25,982	230
5 KD HOLDING	271,838	428,849	271,838	0	0.45%	0.53%	2,656	279
6 LESNINA	262,433	411,825	262,433	0	0.43%	0.51%	155	32
7 NFD HOLDING	228,837	361,104	228,837	0	0.38%	0.45%	33,395	286
8 AKTIVA NALOŽBE	189,342	298,327	189,342	0	0.31%	0.37%	31,528	262
9 TRDNJAVA HOLDING	165,528	261,724	165,528	0	0.27%	0.32%	55,863	234
10 INFOND HOLDING	103,927	163,577	103,927	0	0.17%	0.20%	17,227	178
11 HELIOS_DOMŽALE	88,326	139,730	88,326	0	0.15%	0.17%	79	31
12 ETRA 33	78,295	123,973	78,295	0	0.13%	0.15%	145	6
13 CINKARNA CELJE	61,029	95,712	61,029	0	0.10%	0.12%	523	33
14 HRAM HOLDING	41,339	65,146	41,339	0	0.07%	0.08%	11,444	54
15 MAKSIMA INVEST	32,385	50,963	32,385	0	0.05%	0.06%	5,677	97
16 MODRA LINJA HOLDING	32,187	50,516	32,187	0	0.05%	0.06%	3,855	24
17 CENTER NALOŽBE	30,489	48,135	30,489	0	0.05%	0.06%	3,588	146
18 MAKSIMA HOLDING	30,167	47,534	30,167	0	0.05%	0.06%	4,503	77
19 TRDNJAVA I HOLDING	29,057	45,664	29,057	0	0.05%	0.06%	7,477	13
20 VIPA HOLDING	28,204	44,483	28,204	0	0.05%	0.05%	5,649	39
21 DATALAB TEHNOLOGIJE	24,957	39,238	24,957	0	0.04%	0.05%	301	14
22 ZLATA MONETA II	24,688	38,978	24,688	0	0.04%	0.05%	7,404	59
23 JUTEKS	24,527	38,548	24,527	0	0.04%	0.05%	273	9
24 PLAMA - PUR	22,777	35,921	22,777	0	0.04%	0.04%	1,248	16
25 MEDVEŠEK PUŠNIK	19,916	31,445	19,916	0	0.03%	0.04%	695	10
26 ALPETOUR POTOVALNA AGENCIJA	19,570	30,825	19,570	0	0.03%	0.04%	976	14
27 KS NALOŽBE	13,744	21,640	13,744	0	0.02%	0.03%	5,003	60
28 JADRAN	11,520	18,420	11,520	0	0.02%	0.02%	600	2
29 KD GROUP	9,500	15,072	9,500	0	0.02%	0.02%	12	2
30 DZS	9,486	15,037	9,486	0	0.02%	0.02%	2,303	18
31 MERCATA	9,223	14,540	9,223	0	0.02%	0.02%	2,033	35
32 GEA	6,322	9,975	6,322	0	0.01%	0.01%	984	4
33 MEDVEŠEK PUŠNIK DZU	5,920	9,268	5,920	0	0.01%	0.01%	28	2
34 M1	4,937	7,797	4,937	0	0.01%	0.01%	1,863	25
35 KRONA HOLDING	4,795	7,555	4,795	0	0.01%	0.01%	2,410	13
36 MELAMIN	4,290	6,859	4,290	0	0.01%	0.01%	130	4
37 CETIS	4,232	6,672	4,232	0	0.01%	0.01%	60	8
38 JAVOR PIVKA	3,766	5,943	3,766	0	0.01%	0.01%	538	7
39 FINETOL	3,160	5,007	3,160	0	0.01%	0.01%	13	6
40 ALPOS	2,250	3,566	2,250	0	0.00%	0.00%	50	2
41 SLOVENJALES	2,032	3,199	2,032	0	0.00%	0.00%	58	5
42 ZDRAVILIŠČE ROGAŠKA	1,855	2,922	1,855	0	0.00%	0.00%	950	16
43 SIVENT	1,436	2,261	1,436	0	0.00%	0.00%	535	30
44 D NALOŽBE	1,200	1,896	1,200	0	0.00%	0.00%	506	6
45 MKT PRINT	825	1,293	825	0	0.00%	0.00%	55	1
46 ELMO	676	1,066	676	0	0.00%	0.00%	193	2
47 VELANA	508	807	508	0	0.00%	0.00%	100	1
48 GRAND HOTEL UNION	400	636	400	0	0.00%	0.00%	40	5
49 TERME DOBRNA	383	600	383	0	0.00%	0.00%	59	8
50 MARINA PORTOROŽ	79	123	79	0	0.00%	0.00%	1	1
51 INLES	60	94	60	0	0.00%	0.00%	20	1
52 GORIŠKE OPEKARNE	0	0	0	0	0.00%	0.00%	0	0
53 GORENJSKI TISK	0	0	0	0	0.00%	0.00%	0	0
54 INTERTRADE ITA	0	0	0	0	0.00%	0.00%	0	0
55 JELEN GOSTINSKO PODJETJE	0	0	0	0	0.00%	0.00%	0	0
56 LIZ INŽENIRING	0	0	0	0	0.00%	0.00%	0	0
57 NAMA	0	0	0	0	0.00%	0.00%	0	0
58 NIKO	0	0	0	0	0.00%	0.00%	0	0
59 TEKSTINA	0	0	0	0	0.00%	0.00%	0	0
60 KOŠAKI TMI	0	0	0	0	0.00%	0.00%	0	0
61 TOVARNA SLADKORJAORMOŽ	0	0	0	0	0.00%	0.00%	0	0
62 SWATY	0	0	0	0	0.00%	0.00%	0	0
63 HIDROTEHNIK	0	0	0	0	0.00%	0.00%	0	0
64 ŽELEZARNA RAVNE - MONTER DRAVOGRAD	0	0	0	0	0.00%	0.00%	0	0
Preferred shares	32,780	51,731	32,780	0	0.05%	0.06%	714	91
1 KD HOLDING	32,780	51,731	32,780	0	0.05%	0.06%	714	91
2 PRVA GROUP	0	0	0	0	0.00%	0.00%	0	0
3 ZDRAVILIŠČE ROGAŠKA	0	0	0	0	0.00%	0.00%	0	0

BOND MARKET

Issue	Stock trades (in EUR)	Stock trades (in USD)	Normal trades (in EUR)	Block trades (in EUR)	Share in total turnover	Share in turnover of bonds	Volume in pieces	Number of bargains
Total	3,954,637	6,257,810	3,550,985	403,652	6.51%	100.00%	132,038	451
1 SLOVENSKA ODŠKODNINSKA DRUŽBA 2.IZDAJA	2,800,523	4,427,843	2,800,523	0	4.61%	70.82%	64,071	273
2 NLB 13. IZDAJA	219,336	350,522	17,284	202,052	0.36%	5.55%	488	9
3 KD HOLDING 1. IZDAJA	201,600	319,697	0	201,600	0.33%	5.10%	2,000	1
4 REPUBLIKA SLOVENIJA 26. IZDAJA	153,975	245,102	153,975	0	0.25%	3.89%	1,520	3
5 REPUBLIKA SLOVENIJA 21. IZDAJA	120,104	189,944	120,104	0	0.20%	3.04%	4,338	16
6 PROBANKA 9. ZDAJA	100,000	158,060	100,000	0	0.16%	2.53%	1,000	1
7 REPUBLIKA SLOVENIJA 62. IZDAJA	99,451	157,984	99,451	0	0.16%	2.51%	2,648	3
8 POSLOVNI SISTEM MERCATOR	95,404	149,832	95,404	0	0.16%	2.41%	975	1
9 REPUBLIKA SLOVENIJA 39. IZDAJA	44,026	69,408	44,026	0	0.07%	1.11%	53,108	55
10 REPUBLIKA SLOVENIJA 57. IZDAJA	29,790	46,644	29,790	0	0.05%	0.75%	694	18
11 REPUBLIKA SLOVENIJA 54. IZDAJA	26,778	42,319	26,778	0	0.04%	0.68%	620	32
12 FACTOR BANKA 6. IZDAJA	13,848	22,000	13,848	0	0.02%	0.35%	33	6
13 REPUBLIKA SLOVENIJA 50. IZDAJA	12,319	19,359	12,319	0	0.02%	0.31%	127	1
14 REPUBLIKA SLOVENIJA 48. IZDAJA	8,202	12,968	8,202	0	0.01%	0.21%	81	5
15 REPUBLIKA SLOVENIJA 38. IZDAJA	7,276	11,487	7,276	0	0.01%	0.18%	70	4
16 REPUBLIKA SLOVENIJA 53. IZDAJA	5,968	9,383	5,968	0	0.01%	0.15%	60	5
17 REPUBLIKA SLOVENIJA 32. IZDAJA	4,303	6,801	4,303	0	0.01%	0.11%	43	2
18 REPUBLIKA SLOVENIJA 29. IZDAJA	2,940	4,589	2,940	0	0.00%	0.07%	29	3
19 NLB 11. IZDAJA	2,018	3,190	2,018	0	0.00%	0.05%	2	2
20 REPUBLIKA SLOVENIJA 56. IZDAJA	1,825	2,875	1,825	0	0.00%	0.05%	44	2
21 REPUBLIKA SLOVENIJA 18. IZDAJA	1,607	2,543	1,607	0	0.00%	0.04%	16	3
22 REPUBLIKA SLOVENIJA 59. IZDAJA	1,562	2,439	1,562	0	0.00%	0.04%	39	2
23 REPUBLIKA SLOVENIJA 44. IZDAJA	1,019	1,612	1,019	0	0.00%	0.03%	23	2
24 HOTELI BERNARDIN	763	1,207	763	0	0.00%	0.02%	9	2
25 ABANKA 6. IZDAJA	0	0	0	0	0.00%	0.00%	0	0
26 ABANKA VIPA 7. IZDAJA	0	0	0	0	0.00%	0.00%	0	0
27 BANKA CELJE 6. IZDAJA SERIJA A	0	0	0	0	0.00%	0.00%	0	0
28 ABANKA VIPA 9. IZDAJA	0	0	0	0	0.00%	0.00%	0	0
29 ABANKA VIPA 10. IZDAJA	0	0	0	0	0.00%	0.00%	0	0
30 ABANKA VIPA 11. IZDAJA	0	0	0	0	0.00%	0.00%	0	0
31 ABANKA VIPA 12. IZDAJA	0	0	0	0	0.00%	0.00%	0	0
32 BANKA CELJE 10 IZDAJA	0	0	0	0	0.00%	0.00%	0	0
33 BANKA CELJE 11. IZDAJA	0	0	0	0	0.00%	0.00%	0	0
34 BANKA CELJE 7. IZDAJA	0	0	0	0	0.00%	0.00%	0	0
35 BANKA CELJE 8. IZDAJA	0	0	0	0	0.00%	0.00%	0	0
36 BANKA CELJE 9. IZDAJA	0	0	0	0	0.00%	0.00%	0	0
37 BANKA ZASAVJE 3. IZDAJA	0	0	0	0	0.00%	0.00%	0	0
38 CIMOS 1. IZDAJA	0	0	0	0	0.00%	0.00%	0	0
39 DEOS 1. IZDAJA	0	0	0	0	0.00%	0.00%	0	0
40 DROGA KOLINSKA 1. IZDAJA	0	0	0	0	0.00%	0.00%	0	0
41 DARS	0	0	0	0	0.00%	0.00%	0	0
42 DARS 2. IZDAJA	0	0	0	0	0.00%	0.00%	0	0
43 DARS 3. IZDAJA	0	0	0	0	0.00%	0.00%	0	0
44 FACTOR BANKA 8. IZDAJA	0	0	0	0	0.00%	0.00%	0	0
45 FACTOR BANKA 9. IZDAJA	0	0	0	0	0.00%	0.00%	0	0
46 FACTOR BANKA 11. IZDAJA	0	0	0	0	0.00%	0.00%	0	0
47 FACTOR BANKA 12. IZDAJA	0	0	0	0	0.00%	0.00%	0	0
48 FACTOR BANKA 14. IZDAJA	0	0	0	0	0.00%	0.00%	0	0
49 FACTOR BANKA 15. IZDAJA	0	0	0	0	0.00%	0.00%	0	0
50 FACTOR BANKA 16. IZDAJA	0	0	0	0	0.00%	0.00%	0	0
51 FACTOR BANKA 17. IZDAJA	0	0	0	0	0.00%	0.00%	0	0
52 FACTOR BANKA 19. IZDAJA	0	0	0	0	0.00%	0.00%	0	0
53 FACTOR BANKA 20. IZDAJA	0	0	0	0	0.00%	0.00%	0	0
54 FMR	0	0	0	0	0.00%	0.00%	0	0
55 KB1909 1. IZDAJA	0	0	0	0	0.00%	0.00%	0	0
56 NOVA KBM 5. IZDAJA	0	0	0	0	0.00%	0.00%	0	0
57 NOVA KBM 7. IZDAJA	0	0	0	0	0.00%	0.00%	0	0
58 NOVA KBM 8. IZDAJA	0	0	0	0	0.00%	0.00%	0	0
59 KD HOLDING 2. IZDAJA	0	0	0	0	0.00%	0.00%	0	0
60 PROBANKA 7. IZDAJA	0	0	0	0	0.00%	0.00%	0	0
61 NLB 15. IZDAJA	0	0	0	0	0.00%	0.00%	0	0
62 NLB 16. IZDAJA	0	0	0	0	0.00%	0.00%	0	0
63 NLB 17. IZDAJA	0	0	0	0	0.00%	0.00%	0	0
64 NLB 18. IZDAJA	0	0	0	0	0.00%	0.00%	0	0
65 NLB 19. IZDAJA	0	0	0	0	0.00%	0.00%	0	0
66 NLB 21. IZDAJA	0	0	0	0	0.00%	0.00%	0	0
67 NLB 22. IZDAJA	0	0	0	0	0.00%	0.00%	0	0
68 NLB 23. IZDAJA	0	0	0	0	0.00%	0.00%	0	0
69 POŠTNA BANKA SLOVENIJE 5. IZDAJA	0	0	0	0	0.00%	0.00%	0	0
70 POŠTNA BANKA SLOVENIJE 6. IZDAJA	0	0	0	0	0.00%	0.00%	0	0
71 POŠTNA BANKA SLOVENIJE 7. IZDAJA	0	0	0	0	0.00%	0.00%	0	0
72 POTEZA NALOŽBE	0	0	0	0	0.00%	0.00%	0	0
73 PROBANKA 7. IZDAJA	0	0	0	0	0.00%	0.00%	0	0
74 PROBANKA 8. IZDAJA	0	0	0	0	0.00%	0.00%	0	0
75 REPUBLIKA SLOVENIJA 23. IZDAJA	0	0	0	0	0.00%	0.00%	0	0

76	REPUBLIKA SLOVENIJA 33. IZDAJA	0	0	0	0	0.00%	0.00%	0	0
77	REPUBLIKA SLOVENIJA 49. IZDAJA	0	0	0	0	0.00%	0.00%	0	0
78	REPUBLIKA SLOVENIJA 60. IZDAJA	0	0	0	0	0.00%	0.00%	0	0
79	REPUBLIKA SLOVENIJA 61. IZDAJA	0	0	0	0	0.00%	0.00%	0	0
80	REPUBLIKA SLOVENIJA 63. IZDAJA	0	0	0	0	0.00%	0.00%	0	0
81	STANOVANJSKI SKLAD RS 1. IZDAJA	0	0	0	0	0.00%	0.00%	0	0
82	STANOVANJSKI SKLAD RS 3. IZDAJA	0	0	0	0	0.00%	0.00%	0	0
83	BANKA VIPA 5. IZDAJA	0	0	0	0	0.00%	0.00%	0	0
84	BANKA VIPA 6. IZDAJA	0	0	0	0	0.00%	0.00%	0	0
85	BANKA VIPA 7. IZDAJA	0	0	0	0	0.00%	0.00%	0	0
86	ZAVAROVALNICA TRIGLAV 1. IZDAJA	0	0	0	0	0.00%	0.00%	0	0

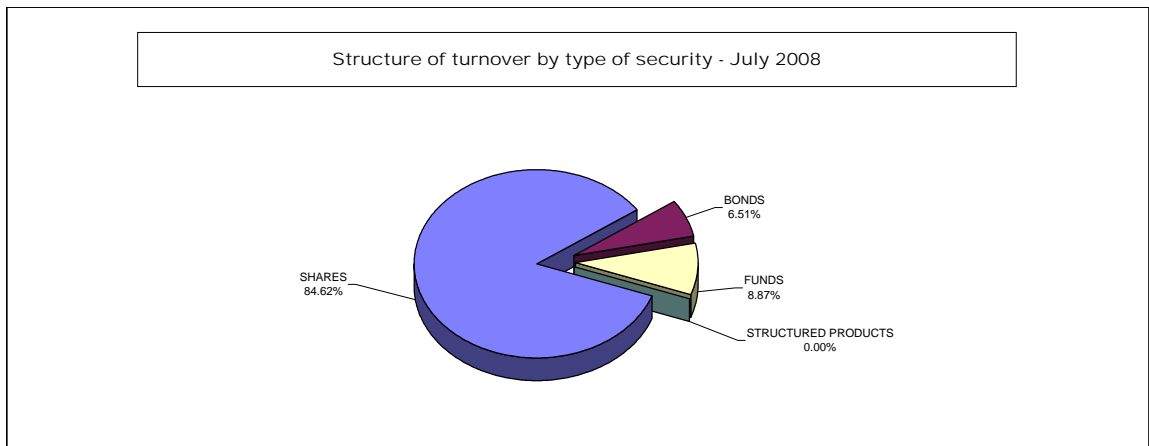
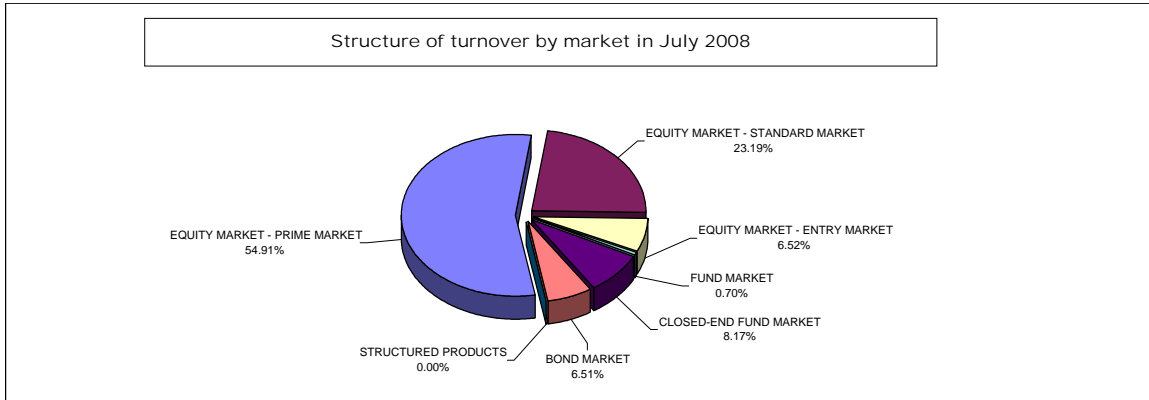
FUND MARKET

Issue	Stock trades (in EUR)	Stock trades (in USD)	Normal trades (in EUR)	Block trades (in EUR)	Share in total turnover	Share in turnover of funds	Volume in pieces	Number of bargains
Total	424,843	669,672	424,843	0	0.70%	7.89%	431,728	253
1 PROBANKA GLOBALNI NALOŽBENI SKLAD	318,467	501,916	318,467	0	0.52%	5.92%	415,793	133
2 MP-BALKAN.SI	82,154	129,727	82,154	0	0.14%	1.53%	1,685	95
3 MP-EUROSTOCK.SI	12,977	20,402	12,977	0	0.02%	0.24%	2,436	16
4 INDEKSNI VZAJEMNI SKLAD PB URANIUM INDEX	6,555	10,279	6,555	0	0.01%	0.12%	6,836	6
5 INDEKSNI VZAJEMNI SKLAD PB BIOTECH INDEX	4,689	7,349	4,689	0	0.01%	0.09%	4,978	3

CLOSED-END FUND MARKET

Issue	Stock trades (in EUR)	Stock trades (in USD)	Normal trades (in EUR)	Block trades (in EUR)	Share in total turnover	Share in turnover of funds	Volume in pieces	Number of bargains
Total	4,958,275	7,818,364	4,958,275	0	8.17%	92.11%	1,778,032	1,925
1 NFD 1 DELNIŠKI INVESTICIJSKI SKLAD	2,866,038	4,519,083	2,866,038	0	4.72%	53.24%	1,583,451	526
2 INFOND ID	1,144,222	1,804,460	1,144,222	0	1.88%	21.26%	101,000	320
3 KRONA SENIOR ID	382,191	602,324	382,191	0	0.63%	7.10%	40,013	201
4 KD ID	256,530	404,509	256,530	0	0.42%	4.77%	28,404	403
5 ZVON ENA ID	176,443	278,543	176,443	0	0.29%	3.28%	10,673	276
6 MAKSIMA ID	90,073	141,968	90,073	0	0.15%	1.67%	7,600	48
7 INFOND ID 1	42,778	67,475	42,778	0	0.07%	0.79%	6,891	151

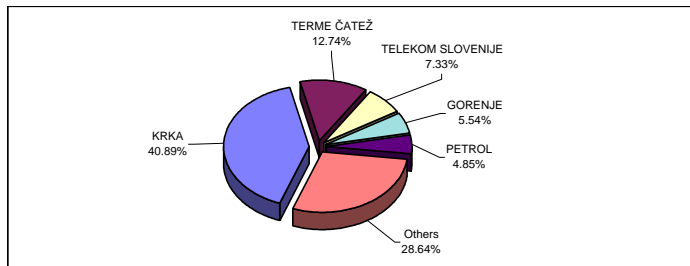
Shares total	51,371,491	80,887,043	43,690,391	7,681,100	84.62%	100.00%	1,259,855	11,576
Funds total	5,383,118	8,488,036	5,383,118	0	8.87%	100.00%	2,209,760	2,178
Bonds total	3,954,637	6,257,810	3,550,985	403,652	6.51%	100.00%	132,038	451
Structured products	0	0	0	0	0.00%	-	0	0
Total turnover	60,709,246	95,632,889	52,624,494	8,084,752	100.00%	100.00%	3,601,653	14,205



C2) MOST TRADED SECURITIES IN JULY 2008

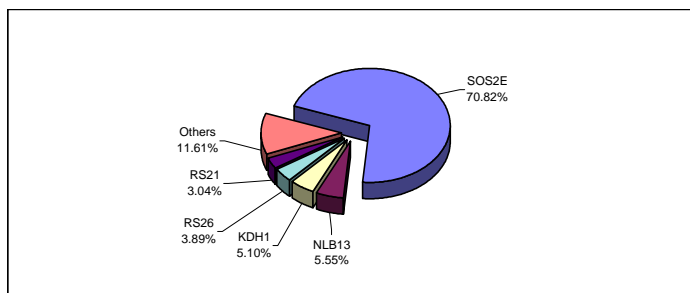
MOST TRADED SHARES

Issuer	Turnover (in 000 EUR) - order book trades only	Number of bargains - order book trades only	Market capitalisation as of 31 Jul 2008 (in EURm)
KRKA	21,007	3,685	3,327
TERME ČATEŽ	6,544	11	142
TELEKOM SLOVENIJE	3,765	470	1,599
GORENJE	2,847	692	429
PETROL	2,493	430	1,136
Others	14,714	6,288	7,826
Total	51,371	11,576	14,459



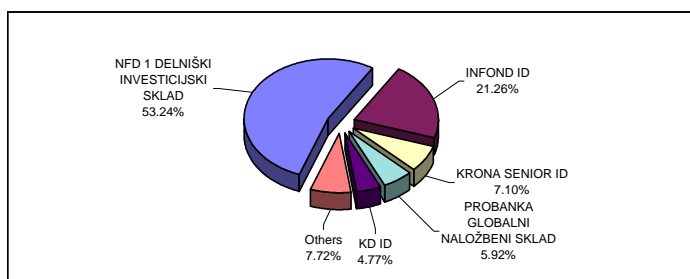
MOST TRADED BONDS

Issuer	Turnover (in 000 EUR) - order book trades only	Number of bargains - order book trades only	Market capitalisation as of 31 Jul 2008 (in EURm)
SLOVENSKA ODŠKODNINSKA DRUŽBA 2 nd ISSUE	2,801	273	612
NLB 13 th ISSUE	219	9	53
KD HOLDING 1 st ISSUE	202	1	41
REPUBLIKA SLOVENIJA 26 th ISSUE	154	3	51
REPUBLIKA SLOVENIJA 21 st ISSUE	120	16	32
Others	459	149	5,583
Total	3,955	451	6,372



MOST TRADED INVESTMENT FUNDS

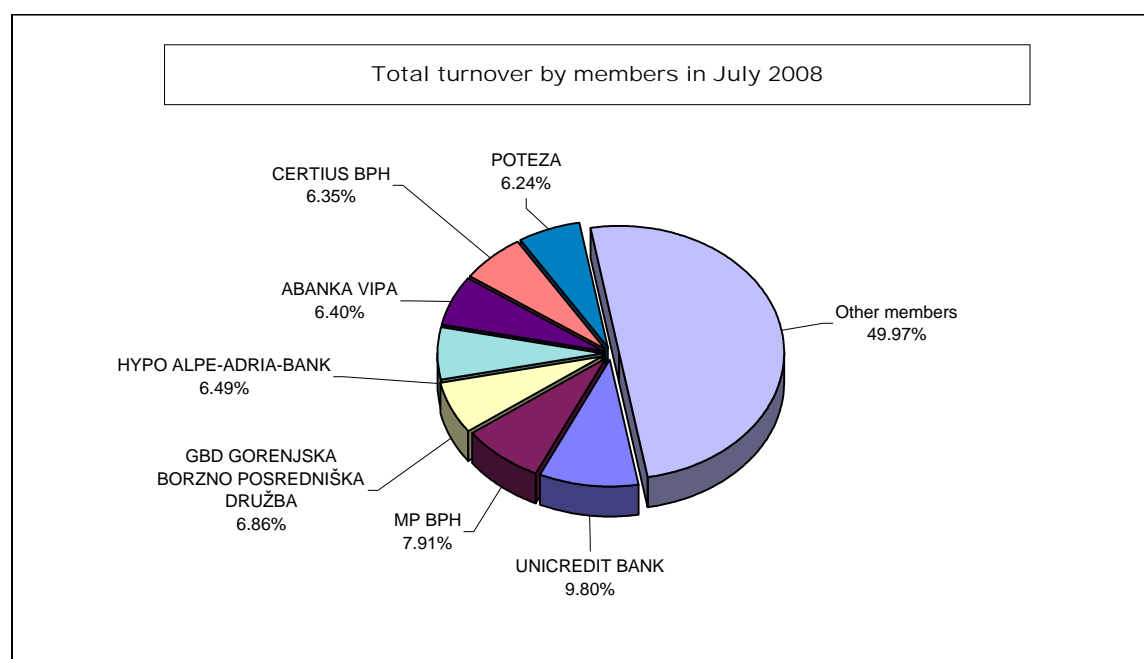
INVESTMENT FUNDS	Turnover (in 000 EUR) - order book trades only	Number of bargains - order book trades only	Market capitalisation as of 31 Jul 2008 (in EURm)
NFD 1 DELNIŠKI INVESTICIJSKI SKLAD	2,866	526	294
INFOND ID	1,144	320	96
KRONA SENIOR ID	382	201	58
PROBANKA GLOBALNI NALOŽBENI SKLAD	318	133	74
KD ID	257	403	86
Others	416	595	192
Total	5,383	2,178	801



C3) MONTHLY TURNOVER BY LJSE MEMBERS

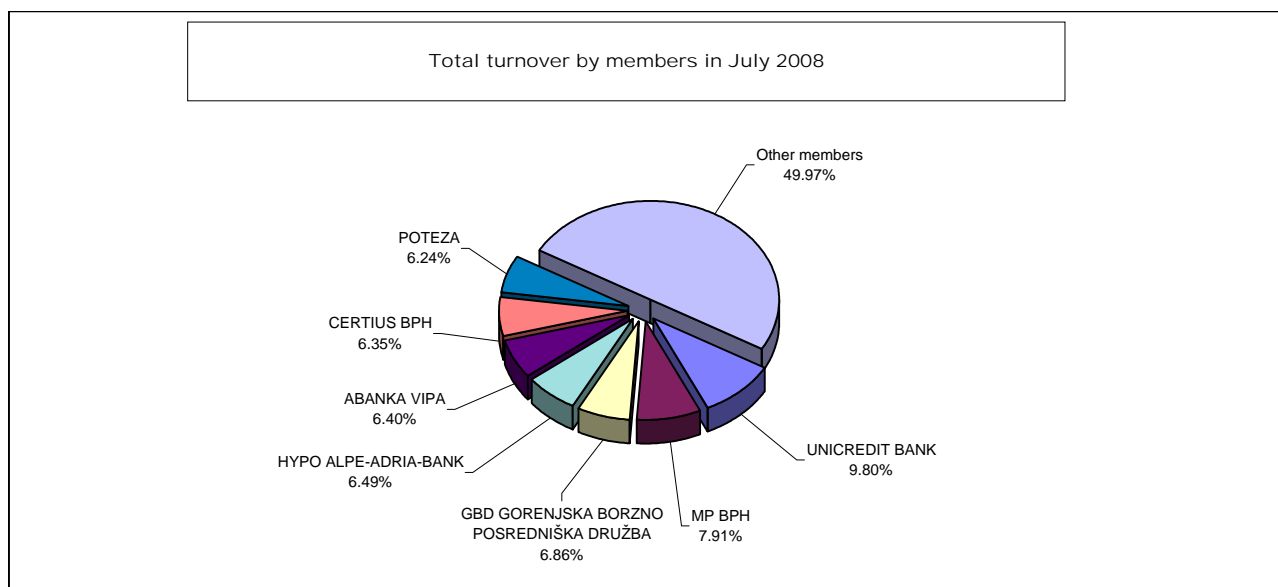
TURNOVER BY MEMBERS BY TYPE OF TRADE IN JULY 2008

Member	Normal trades (in EUR)	Block trades (in EUR)	Total via BTS (in EUR)	Share in turnover
1 UNICREDIT BANK	11,556,782	337,100	11,893,882	9.80%
2 MP BPH	3,088,941	6,512,000	9,600,941	7.91%
3 GBD GORENJSKA BORZNO POSREDNIŠKA DRUŽBA	8,325,960		8,325,960	6.86%
4 HYPO ALPE-ADRIA-BANK	2,180,163	5,700,000	7,880,163	6.49%
5 ABANKA VIPA	7,422,682	344,000	7,766,682	6.40%
6 CERTIUS BPH	7,711,546		7,711,546	6.35%
7 POTEZA	7,571,529		7,571,529	6.24%
8 RAIFFEISEN BANKA	7,133,991	319,100	7,453,091	6.14%
9 ILIRIKA	6,497,710	807,304	7,305,014	6.02%
10 PUBLIKUM	5,253,308	1,943,000	7,196,308	5.93%
11 SKB BANKA	6,335,728		6,335,728	5.22%
12 NOVA LJUBLJANSKA BANKA	4,924,284		4,924,284	4.06%
13 ARGONOS BPH	4,698,190		4,698,190	3.87%
14 PROBANKA	3,653,652		3,653,652	3.01%
15 KD BPD	3,641,520		3,641,520	3.00%
16 PFCI	3,084,059	207,000	3,291,059	2.71%
17 FACTOR BANKA	2,989,463		2,989,463	2.46%
18 DEŽELNA BANKA SLOVENIJE	2,932,197		2,932,197	2.41%
19 NOVA KBM	2,247,671		2,247,671	1.85%
20 PERSPEKTIVA BPD	2,177,586		2,177,586	1.79%
21 BANKA KOPER	855,346		855,346	0.70%
22 MOJA DELNICA BPH	492,501		492,501	0.41%
23 VERITAS BH	402,903		402,903	0.33%
24 GORENJSKA BANKA	71,273		71,273	0.06%
TOTAL	105,248,987	16,169,504	121,418,491	100.00%



TURNOVER BY MEMBERS BY TYPE OF SECURITY IN JULY 2008

Member	Shares	Bonds	Funds	Total (in EUR)	Share in turnover
1 UNICREDIT BANK	11,817,892	74,947	1,043	11,893,882	9.80%
2 MP BPH	9,325,579	101,043	174,319	9,600,941	7.91%
3 GBD GORENJSKA BORZNO POSREDNIŠKA DRUŽBA	5,814,747	1,051,509	1,459,705	8,325,960	6.86%
4 HYPO ALPE-ADRIA-BANK	7,855,908	23,306	949	7,880,163	6.49%
5 ABANKA VIPA	6,327,028	812,474	627,180	7,766,682	6.40%
6 CERTIUS BPH	5,284,749	49,612	2,377,186	7,711,546	6.35%
7 POTEZA	5,614,011	957,073	1,000,446	7,571,529	6.24%
8 RAIFFEISEN BANKA	5,643,637	179,790	1,629,664	7,453,091	6.14%
9 ILIRIKA	5,410,157	1,182,895	711,962	7,305,014	6.02%
10 PUBLIKUM	6,966,617	106,552	123,139	7,196,308	5.93%
11 SKB BANKA	6,254,261	63,735	17,732	6,335,728	5.22%
12 NOVA LJUBLJANSKA BANKA	3,112,652	1,643,845	167,787	4,924,284	4.06%
13 ARGONOS BPH	4,263,833	26,620	407,738	4,698,190	3.87%
14 PROBANKA	2,436,574	523,562	693,515	3,653,652	3.01%
15 KD BPD	3,453,332	149,614	38,574	3,641,520	3.00%
16 PFCI	2,973,020	10,149	307,890	3,291,059	2.71%
17 FACTOR BANKA	2,547,053	264,225	178,185	2,989,463	2.46%
18 DEŽELNA BANKA SLOVENIJE	2,400,049	430,211	101,937	2,932,197	2.41%
19 NOVA KBM	1,857,767	171,439	218,464	2,247,671	1.85%
20 PERSPEKTIVA BPD	1,751,122	7,033	419,431	2,177,586	1.79%
21 BANKA KOPER	816,399	15,958	22,989	855,346	0.70%
22 MOJA DELNICA BPH	479,751		12,750	492,501	0.41%
23 VERITAS BH	293,136	38,682	71,086	402,903	0.33%
24 GORENJSKA BANKA	43,708	25,001	2,564	71,273	0.06%
TOTAL	102,742,982	7,909,274	10,766,235	121,418,491	100.00%



C5) TURNOVER IN YEARS 2007 AND 2008

MONTHLY TURNOVER ON OFFICIAL AND SEMI-OFFICIAL MARKET

Year 2007	Number of trading days	Turnover via BTS (in EUR)		average per bargain	Number of bargains via BTS	
		per year	average per day		per year	average per day
July	22	250,231,975	11,374,181	9,147	27,357	1,244
August	22	239,346,331	10,879,379	8,696	27,523	1,251
September	20	170,336,792	8,516,840	7,557	22,540	1,127
October	22	169,935,944	7,724,361	7,813	21,751	989
November	21	195,474,830	9,308,325	1,000	195,475	9,308
December	18	232,277,692	12,904,316	7,599	30,566	1,698
TOTAL	246	2,226,900,747			454,188	
Average 2007	21	185,575,062	9,066,677	7,247	37,849	1,836
Year 2008						
January	21	193,919,088	9,234,242	5,938	32,658	1,555
February	20	118,914,771	5,945,739	5,328	22,317	1,116
March	19	136,958,456	7,208,340	5,721	23,941	1,260
April	22	199,185,935	9,053,906	6,764	29,448	1,339
May	20	72,224,108	3,611,205	4,366	16,542	827
June	20	62,871,847	3,143,592	4,348	14,461	723
July	23	60,709,246	2,639,532	4,274	14,205	618
TOTAL	145	844,783,452			153,572	
Average 2007	21	120,683,350	5,833,794	5,248	21,939	1,062

TURNOVER BY SECURITIES ON ALL MARKETS OF LJUBLJANA STOCK EXCHANGE IN YEARS 1998 - 2008

Total turnover and number of bargains

Year	Number of trading days	Turnover via BTS (in EUR)		average per bargain	Number of bargains via BTS	
		per year	average per day		per year	average per day
2008	145	844,783,452	5,833,794	5,248	153,572	1,062
2007	246	2,226,900,747	9,052,442	4,903	454,188	1,846
2006	247	996,477,198	4,034,321	4,353	228,941	927
2005	250	579,204,722	2,316,819	2,263	255,908	1,024
2004	255	837,861,029	3,285,730	2,382	351,760	1,379
2003	249	700,844,661	2,814,637	2,058	340,582	1,368
2002	247	1,156,611,591	4,682,638	2,563	451,250	1,827
2001	247	707,615,828	2,864,841	2,221	318,645	1,290
2000	249	1,174,224,149	4,715,760	2,971	395,284	1,587
1999	254	1,397,785,135	5,503,091	3,134	445,966	1,756
1998	252	2,259,292,124	8,965,445	9,531	237,049	941

MONTHLY TURNOVER WITH REGULAR TRADES

Year 2007	Number of	Turnover (in EUR)		average	Number of bargains	
Month	trading days	per month	average per day	per bargain	per month	average per day
July	22	250,231,976	11,374,181	9,147	27,357	1,244
August	22	239,346,325	10,879,378	8,696	27,523	1,251
September	20	170,336,787	8,516,839	7,557	22,540	1,127
October	22	165,560,244	7,525,466	7,614	21,745	988
November	21	173,592,488	8,266,309	7,170	24,211	1,153
December	18	208,957,390	11,608,744	6,840	30,550	1,697
TOTAL	225	1,995,235,033			258,595	
Average 2007	20	181,385,003	8,872,073	7,698	23,509	1,156
Year 2008						
January	21	190,153,012	9,054,905	5,824	32,650	1,555
February	20	107,955,016	5,397,751	4,839	22,309	1,115
March	19	116,268,566	6,119,398	4,862	23,912	1,259
April	22	136,791,273	6,217,785	4,651	29,414	1,337
May	20	62,071,429	3,103,571	3,755	16,529	826
June	20	54,930,016	2,746,501	3,801	14,452	723
June	23	52,624,494	2,288,021	3,707	14,195	617
TOTAL	145	720,793,806			153,461	
Average 2008	21	102,970,544	4,989,705	4,491	21,923	1,062

*special segment for trading in securities issued by Republic of Slovenia.

MONTHLY TURNOVER WITH BLOCK TRADES

Year 2007	Number of	Turnover (in EUR)		average	Number of bargains	
Month	trading days	per month	average per day	per bargain	per month	average per day
July	22	250,988,178	11,408,554	2,240,966	112	5
August	22	78,943,696	3,588,350	631,550	125	6
September	20	117,516,598	5,875,830	1,487,552	79	4
October	22	100,902,748	4,586,489	2,018,055	50	2
November	21	21,882,342	1,042,016	1,458,823	15	1
December	18	23,320,302	1,295,572	1,457,519	16	1
TOTAL	246	1,201,565,674			1,051	
Average 2007	21	100,130,473	4,834,047	1,244,168	88	4
Year 2008						
January	21	3,766,076	179,337	470,760	8	0
February	20	10,959,756	547,988	1,369,970	8	0
March	19	20,689,890	1,088,942	713,444	29	2
April	22	62,394,662	2,836,121	1,835,137	34	2
May	20	10,152,679	507,634	780,975	13	1
June	20	7,941,831	397,092	882,426	9	0
June	23	8,084,752	351,511	808,475	10	0
TOTAL	145	123,989,647			111	
Average 2008	21	17,712,807	844,089	980,170	16	1

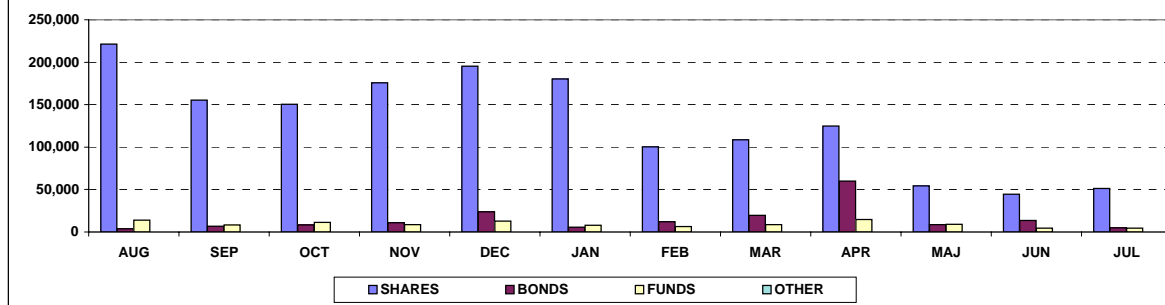
MONTHLY TURNOVER VIA BTS BY MARKETS ON LJUBLJANA STOCK EXCHANGE (In EUR)

	Equity market			Bond market	Fund market	Closed-end fund market	Structured products - short-term securities	TOTAL	MoM Index
	Prime market	Standard market	Entry market						
YEAR 2007									
July	167,438,138	46,182,460	15,793,615	7,584,724	2,277,794	10,955,244	0	250,231,975	137
August	179,231,572	33,689,710	8,567,788	3,841,730	3,129,065	10,886,466	0	239,346,331	96
September	119,395,007	26,915,228	9,100,865	6,790,388	1,569,264	6,566,040	0	170,336,792	71
October	116,762,231	23,798,018	9,850,095	8,204,901	2,392,438	8,928,260	0	169,935,944	100
November	140,359,242	27,914,915	7,467,433	11,010,399	1,933,576	6,789,265	0	195,474,830	115
December	86,094,530	97,481,053	11,887,542	23,919,102	2,216,914	10,678,550	0	232,277,692	119
Total 2007	1,382,036,817	451,963,159	117,976,560	107,789,930	54,344,048	112,771,185	19,048	2,226,900,709	
YEAR 2008									
January	121,560,624	51,408,613	7,378,543	5,467,741	1,392,848	6,710,719	0	193,919,088	83
February	66,784,031	29,315,276	4,323,196	11,995,411	2,116,330	4,380,526	0	118,914,771	61
March	81,011,466	21,336,592	6,305,504	19,573,088	1,016,311	7,715,495	0	136,958,456	115
April	99,772,084	17,743,347	7,215,980	59,831,587	4,147,170	10,475,767	0	199,185,935	145
May	35,696,836	12,052,933	6,580,296	8,663,524	1,031,189	8,199,330	0	72,224,108	36
June	27,321,869	12,341,195	4,945,353	13,758,477	450,444	4,054,509	0	62,871,847	87
July	33,336,260	14,076,854	3,958,377	4,958,275	424,843	3,954,637	0	60,709,246	97
Total 2008	465,483,171	158,274,811	40,707,250	124,248,103	10,579,135	45,490,983	0	844,783,452	

MONTHLY TURNOVER BY SECURITIES ON LJUBLJANA STOCK EXCHANGE (in EUR)

	Shares	Bonds	Funds	Other	TOTAL	MoM Index
YEAR 2007						
July	229,414,213	7,584,724	13,233,038	0	250,231,975	137
August	221,489,070	3,841,730	14,015,531	0	239,346,331	96
September	155,411,100	6,790,388	8,135,304	0	170,336,792	71
October	150,410,344	8,204,901	11,320,699	0	169,935,944	100
November	175,741,589	11,010,399	8,722,842	0	195,474,830	115
December	195,463,126	23,919,102	12,895,464	0	232,277,692	119
Total 2007	1,951,976,536	107,789,930	167,115,234	19,048	2,226,900,709	
YEAR 2008						
January	180,347,780	5,467,741	8,103,567	0	193,919,088	83
February	100,422,504	11,995,411	6,496,857	0	118,914,771	61
March	108,653,562	19,573,088	8,731,806	0	136,958,456	115
April	124,731,412	59,831,587	14,622,937	0	199,185,935	145
May	54,330,065	8,663,524	9,230,519	0	72,224,108	36
June	44,608,417	13,758,477	4,504,953	0	62,871,847	87
July	51,371,491	4,958,275	4,379,480	0	60,709,246	97
Total 2008	664,465,231	124,248,103	56,070,118	0	844,783,452	

Monthly turnover by markets on Ljubljana Stock Exchange (in 000 EUR)



D) MARKET CAPITALISATION

	31 Jul 2007	31 Dec 2007	30 Jun 2008	31 Jul 2008	Index 31 Jul 2008 / 30 Jun 2008	Index 31 Jul 2008 / 31 Dec 2007	Index 31 Jul 2008 / 31 Jul 2007	Share
EQUITY MARKET	18,711,610,724	19,740,120,309	14,537,419,595	14,459,163,420	99	73	77	66.84%
PRIME MARKET	12,632,852,504	12,312,426,558	8,427,016,472	8,367,778,515	99	68	66	38.68%
STANDARD MARKET	3,509,520,695	4,569,259,690	3,614,507,377	3,740,637,904	103	82	107	17.29%
ENTRY MARKET	2,569,237,524	2,858,434,061	2,495,895,746	2,350,747,002	94	82	91	10.87%
Banks	17,830,575	996,407,073	669,476,717	648,863,250	97	65	3639	4.49%
Comapnies	18,693,780,149	18,743,713,236	13,614,405,864	13,548,149,638	100	72	72	93.70%
Insurance companies			253,537,015	262,150,532	103			1.81%
BOND MARKET	5,905,443,053	5,940,804,540	6,310,535,165	6,371,739,369	101	107	108	29.46%
State	4,648,964,058	4,618,037,497	5,000,881,504	4,994,882,931	100	108	107	78.39%
Banks	892,709,116	955,103,323	907,924,331	992,933,026	109	104	111	15.58%
Comapnies	331,159,879	335,053,720	369,119,329	351,313,412	95	105	106	5.51%
Insurance companies	32,610,000	32,610,000	32,610,000	32,610,000	100	100	100	0.51%
FUND MARKET	172,707,058	161,918,345	109,347,669	104,384,590	95	64	60	0.48%
CLOSED-END FUND MARKET	963,108,871	1,021,572,525	713,107,143	696,614,351	98	68	72	3.22%
TOTAL	25,752,869,705	26,864,415,718	21,670,409,572	21,631,901,731	100	81	84	100.00%

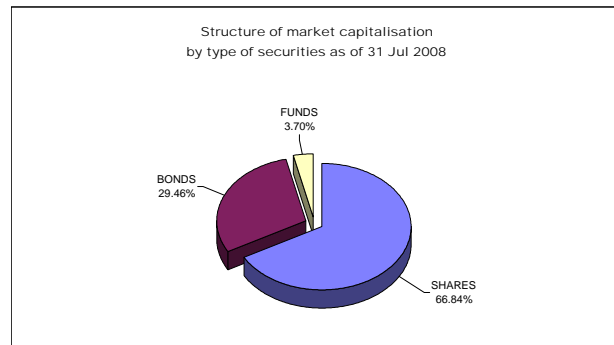
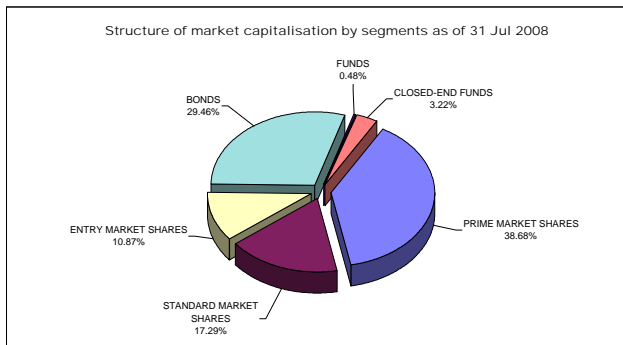
SHARES	18,711,610,724	19,740,120,309	14,537,419,595	14,459,163,420	99	73	78	-
---------------	-----------------------	-----------------------	-----------------------	-----------------------	-----------	-----------	-----------	----------

BONDS	5,905,443,053	5,940,804,540	6,310,535,165	6,371,739,369	101	107	107	-
--------------	----------------------	----------------------	----------------------	----------------------	------------	------------	------------	----------

FUNDS	1,135,815,929	1,183,490,869	822,454,812	800,998,941	97	68	72	-
--------------	----------------------	----------------------	--------------------	--------------------	-----------	-----------	-----------	----------

On 31 Jul 2008, the total market capitalisation of all shares traded, without investment funds, on the Ljubljana Stock Exchange corresponded to 43.1% of GDP in 2007 - EUR 33,542 million (as reported by Statistical office of the Republic of Slovenia).

1EUR=1.3707 USD as of 31 Jul 2007 | 1EUR=1.4692 USD as of 31 Dec 2007 | 1EUR=1.5746 USD as of 30 Jun 2008 | 1EUR=1.5611 USD as of 31 Jul 2008



MARKET CAPITALISATION OF SHARES - PRIME MARKET

Issue	Number of shares traded	Number of issued shares	Share of traded shares	Price as of 31 Jul 2008	Market capitalisation as of 31 Jul 2008 (in EUR)	Market capitalisation as of 31 Jul 2008 (in USD)
1 KRKA	35,426,120	35,426,120	100.00%	93.91 EUR	3,326,866,929	5,193,571,963
2 TELEKOM SLOVENIJE	6,535,478	6,535,478	100.00%	244.70 EUR	1,599,231,467	2,496,560,243
3 PETROL	2,086,301	2,086,301	100.00%	544.55 EUR	1,136,095,210	1,773,558,232
4 MERCATOR	3,765,361	3,765,361	100.00%	229.54 EUR	864,300,964	1,349,260,235
5 LUKA KOPER	14,000,000	14,000,000	100.00%	58.02 EUR	812,280,000	1,268,050,308
6 GORENJE	14,030,000	14,030,000	100.00%	30.56 EUR	428,756,800	669,332,240
7 INTEREUROPA	7,902,413	7,902,413	100.00%	25.34 EUR	200,247,145	312,605,819
TOTAL					8,367,778,515	13,062,939,039

MARKET CAPITALISATION OF SHARES - STANDARD MARKET

Issue	Number of shares traded	Number of issued shares	Share of traded shares	Price as of 31 Jul 2008	Market capitalisation as of 31 Jul 2008 (in EUR)	Market capitalisation as of 31 Jul 2008 (in USD)
COMMON SHARES					3,724,075,281	10,892,702,601
1 SAVA	2,006,987	2,006,987	100.00%	444.63 EUR	892,366,630	1,393,073,546
2 PIVOVARNA LAŠKO	8,581,972	8,581,972	100.00%	82.40 EUR	707,154,493	1,103,938,879
3 NOVA KREDITNA BANKA MARIBOR	23,357,984	23,357,984	100.00%	27.07 EUR	632,300,627	987,084,509
4 ISTRABENZ	5,180,000	5,180,000	100.00%	80.09 EUR	414,866,200	647,647,625
5 POZAVAROVALNICA SAVA	9,362,519	9,362,519	100.00%	28.00 EUR	262,150,532	409,243,196
6 ACH	2,735,817	2,735,817	100.00%	63.00 EUR	172,356,471	269,065,687
7 AERODROM LJUBLJANA	1,936,229	1,936,229	100.00%	84.83 EUR	164,250,306	256,411,153
8 TERME ČATEŽ	497,022	497,022	100.00%	286.00 EUR	142,148,292	5,066,464,593
9 SALUS, LJUBLJANA	134,980	134,980	100.00%	690.00 EUR	93,136,200	379,886,707
10 ISKRA AVTOELEKTRIKA	1,608,313	1,608,313	100.00%	50.00 EUR	80,415,650	125,536,871
11 ŽITO	355,792	355,792	100.00%	204.04 EUR	72,595,800	113,329,303
12 ETOL	254,619	254,619	100.00%	185.00 EUR	47,104,515	73,534,858
13 DELO PRODAJA	593,549	593,549	100.00%	28.00 EUR	16,619,372	25,944,502
14 MLINOTEST	2,389,177	2,389,177	100.00%	5.00 EUR	11,945,885	18,648,721
15 KOMPAS MTS	594,601	594,601	100.00%	20.08 EUR	11,939,588	18,638,891
16 NIKA	189,876	189,876	100.00%	14.35 EUR	2,724,721	4,253,561
PREFERRED SHARES					16,562,623	25,855,911
1 PROBANKA	396,235	400,000	99.06%	41.80 EUR	16,562,623	25,855,911
TOTAL					3,740,637,904	10,918,558,512

EXCHANGE RATE 1 EUR= 1.5611 USD as of 31 Jul 2008

MARKET CAPITALISATION OF SHARES - ENTRY MARKET

	Issue	Number of shares traded	Number of issued shares	Share of traded shares	Price as of 31 Jul 2008	Market capitalisation as of 31 Jul 2008 (in EUR)	Market capitalisation as of 31 Jul 2008 (in USD)
	COMMON SHARES					2,328,723,629	3,635,370,457
1	HELIOS, DOMŽALE	278,446	278,446	100.00%	1,063.80 EUR	296,210,855	462,414,765
2	KD HOLDING	2,675,640	2,675,640	100.00%	102.00 EUR	272,915,280	426,048,044
3	NFD HOLDING	33,727,196	33,727,196	100.00%	6.67 EUR	224,960,397	351,185,676
4	ZVON ENA HOLDING	12,431,743	12,431,743	100.00%	13.54 EUR	168,325,800	262,773,407
5	KD GROUP	186,436	186,436	100.00%	800.00 EUR	149,148,800	232,836,192
6	LESNINA	76,495	76,495	100.00%	1,700.00 EUR	130,041,500	203,007,786
7	CINKARNA CELJE	814,626	814,626	100.00%	130.00 EUR	105,901,380	165,322,644
8	AKTIVA NALOŽBE	16,328,251	16,328,251	100.00%	6.00 EUR	97,969,506	152,940,196
9	INFOND HOLDING	16,833,414	16,833,414	100.00%	5.56 EUR	93,593,782	146,109,253
10	FINETOL	254,619	254,619	100.00%	235.00 EUR	59,835,465	93,409,144
11	JUTEKS	641,432	641,432	100.00%	89.50 EUR	57,408,164	89,619,885
12	ZVON DVA HOLDING	14,120,934	14,120,934	100.00%	3.41 EUR	48,152,385	75,170,688
13	MAKSIMA HOLDING	6,399,850	6,399,850	100.00%	6.56 EUR	41,983,016	65,539,686
14	MAKSIMA INVEST	7,451,949	7,451,949	100.00%	5.55 EUR	41,358,317	64,564,469
15	VIPA HOLDING	7,347,565	7,347,565	100.00%	4.90 EUR	36,003,069	56,204,390
16	TRIGLAV NALOŽBE	13,182,366	13,182,366	100.00%	2.33 EUR	30,714,913	47,949,050
17	CENTER NALOŽBE	3,777,004	3,777,004	100.00%	8.01 EUR	30,253,802	47,229,210
18	ZLATA MONETA II	8,232,861	8,232,861	100.00%	3.21 EUR	26,427,484	41,255,945
19	TOSAMA	290,000	290,000	100.00%	88.20 EUR	25,578,000	39,929,816
20	MARINA PORTOROŽ	313,932	313,932	100.00%	79.10 EUR	24,832,021	38,765,268
21	NAMA	953,795	953,795	100.00%	26.00 EUR	24,798,670	38,713,204
22	ETRA 33	45,423	45,423	100.00%	540.00 EUR	24,528,420	38,291,316
23	MEDVEŠEK PUŠNIK	800,000	800,000	100.00%	28.00 EUR	22,400,000	34,968,640
24	GORENJSKI TISK	963,349	963,349	100.00%	20.00 EUR	19,266,980	30,077,682
25	GRAND HOTEL UNION	1,814,613	1,814,613	100.00%	10.01 EUR	18,164,276	28,356,251
26	MEDVEŠEK PUŠNIK DZU	75,000	75,000	100.00%	240.00 EUR	18,000,000	28,099,800
27	MODRA LINIJA HOLDING	2,192,411	2,192,411	100.00%	7.80 EUR	17,100,806	26,696,068
28	HRAM HOLDING	4,346,667	4,346,667	100.00%	3.50 EUR	15,213,335	23,749,536
29	CETIS	200,000	200,000	100.00%	70.00 EUR	14,000,000	21,855,400
30	MERCATA	2,891,874	2,891,874	100.00%	4.52 EUR	13,071,270	20,405,560
31	PLAMA - PUR	686,798	686,798	100.00%	17.21 EUR	11,819,794	18,451,880
32	MELAMIN	349,913	349,913	100.00%	33.00 EUR	11,547,129	18,026,223
33	NIKO	35,875	35,875	100.00%	301.10 EUR	10,801,963	16,862,944
34	M1	3,932,515	3,932,515	100.00%	2.65 EUR	10,421,165	16,268,480
35	ALPETOUR POTOVALNA AGENCIJA	497,847	497,847	100.00%	20.00 EUR	9,956,940	15,543,779
36	KS NALOŽBE	3,909,878	3,909,878	100.00%	2.50 EUR	9,774,695	15,259,276
37	SLOVENIJALES	273,377	273,604	99.92%	35.06 EUR	9,584,598	14,962,515
38	DATALAB TEHNOLOGIJE	106,519	106,519	100.00%	79.00 EUR	8,415,001	13,136,658
39	JAVOR PIVKA	1,194,700	1,194,700	100.00%	7.00 EUR	8,362,900	13,055,323
40	GEA	1,254,960	1,254,960	100.00%	6.60 EUR	8,282,736	12,930,179
41	MIP	1,978,742	1,978,742	100.00%	4.09 EUR	8,093,055	12,634,068
42	TRDNJAVA HOLDING	2,593,123	2,593,123	100.00%	2.80 EUR	7,260,744	11,334,748
43	VELANA	1,409,645	1,409,645	100.00%	5.08 EUR	7,160,997	11,179,032
44	KRONA HOLDING	3,295,357	3,295,357	100.00%	2.00 EUR	6,590,714	10,288,764
45	ALPOS	144,913	144,913	100.00%	45.00 EUR	6,521,085	10,180,066

MARKET CAPITALISATION OF SHARES - ENTRY MARKET

	Issue	Number of shares traded	Number of issued shares	Share of traded shares	Price as of 31 Jul 2008	Market capitalisation as of 31 Jul 2008 (in EUR)	Market capitalisation as of 31 Jul 2008 (in USD)
46	ŽELEZARNA RAVNE - MONTER DRAVOGRAD	336,225	336,225	100.00%	19.00 EUR	6,388,275	9,972,736
47	TERME DOBRNA	692,542	692,542	100.00%	7.10 EUR	4,917,048	7,676,004
48	GORIŠKE OPEKARNE	523,634	523,634	100.00%	8.00 EUR	4,189,072	6,539,560
49	TRDNJAVA I HOLDING	891,750	891,750	100.00%	4.00 EUR	3,567,000	5,568,444
50	SWATY	288,940	288,940	100.00%	12.30 EUR	3,553,962	5,548,090
51	JADRAN	165,302	165,302	100.00%	19.20 EUR	3,173,798	4,954,617
52	SIVENT	1,229,712	1,229,712	100.00%	2.56 EUR	3,148,063	4,914,441
53	INTERTRADE ITA	69,531	69,531	100.00%	40.49 EUR	2,815,310	4,394,981
54	KOŠAKI TMI	43,236	43,236	100.00%	62.90 EUR	2,719,544	4,245,481
55	ELMO	708,000	708,000	100.00%	3.50 EUR	2,478,000	3,868,406
56	INLES	712,410	712,410	100.00%	3.01 EUR	2,144,354	3,347,551
57	ZDRAVILIŠČE ROGAŠKA	901,581	961,898	93.73%	1.95 EUR	1,758,083	2,744,543
58	TEKSTINA	1,127,293	1,127,293	100.00%	1.40 EUR	1,578,210	2,463,744
59	MKT PRINT	103,954	103,954	100.00%	15.00 EUR	1,559,310	2,434,239
60	LIZ INŽENIRING	123,846	123,846	100.00%	12.47 EUR	1,544,360	2,410,900
61	JELEN GOSTINSKO PODJETJE	67,798	67,798	100.00%	3.34 EUR	226,445	353,504
62	D NALOŽBE	90,810	90,810	100.00%	2.33 EUR	211,587	330,309
	PREFERRED SHARES					22,023,373	34,380,687
1	KD HOLDING	266,413	266,413	100.00%	45.00 EUR	11,988,585	18,715,380
2	PRVA GROUP	170,000	170,000	100.00%	58.40 EUR	9,928,000	15,498,601
3	ZDRAVILIŠČE ROGAŠKA	28,102	30,000	93.67%	3.80 EUR	106,788	166,706
	TOTAL					2,350,747,002	3,669,751,144

EXCHANGE RATE 1 EUR= 1.5611 USD as of 31 Jul 2008

MARKET CAPITALISATION OF BONDS

	Izdaja	Number of issued bonds	Price as of 31 Jul 2008	Principal amt. as of 31 Jul 2008	Currency of denomination	Market capitalisation as of 31 Jul 2008 (in EUR)	Market capitalisation as of 31 Jul 2008 (in USD)
1	REPUBLIKA SLOVENIJA 59 th ISSUE	25,553,128	96.00	41.73	EUR	1,023,678,750	1,598,064,897
2	REPUBLIKA SLOVENIJA 63 rd ISSUE	1,000,000	98.75	1,000.00	EUR	987,500,000	1,541,586,250
3	SLOVENSKA ODŠKODNINSKA DRUŽBA 2 nd ISSUE	14,916,096	101.41	42.97	EUR	649,981,965	1,014,686,845
4	REPUBLIKA SLOVENIJA 60 th ISSUE	8,833,535	100.50	41.73	EUR	370,466,533	578,335,304
5	REPUBLIKA SLOVENIJA 62 nd ISSUE	9,358,736	90.00	41.73	EUR	351,486,048	548,704,869
6	REPUBLIKA SLOVENIJA 61 st ISSUE	7,880,699	96.01	41.73	EUR	315,739,993	492,901,703
7	REPUBLIKA SLOVENIJA 57 th ISSUE	6,223,274	103.03	41.73	EUR	267,566,050	417,697,361
8	REPUBLIKA SLOVENIJA 56 th ISSUE	4,841,198	99.50	41.73	EUR	201,013,077	313,801,514
9	REPUBLIKA SLOVENIJA 33 rd ISSUE	248,716	140.00	511.29	EUR	178,032,405	277,926,388
10	REPUBLIKA SLOVENIJA 54 th ISSUE	1,828,310	105.40	41.73	EUR	80,415,327	125,536,366
11	REPUBLIKA SLOVENIJA 53 rd ISSUE	792,909	98.00	100.00	EUR	77,705,082	121,305,404
12	REPUBLIKA SLOVENIJA 38 th ISSUE	688,470	103.20	100.00	EUR	71,050,104	110,916,317
13	NLB 18 th ISSUE	150,000	100.00	417.29	EUR	62,593,500	97,714,713
14	DARS 2 nd ISSUE	148,000	0.00	417.29	EUR	61,758,920	96,411,850
15	DARS	134,300	109.00	417.29	EUR	61,085,831	95,361,091
16	REPUBLIKA SLOVENIJA 48 th ISSUE	564,652	101.70	100.00	EUR	57,425,108	89,646,337
17	REPUBLIKA SLOVENIJA 29 th ISSUE	550,000	102.00	100.00	EUR	56,100,000	87,577,710
18	NLB 15 th ISSUE	131,126	102.20	417.29	EUR	55,921,355	87,298,827
19	NLB 23 rd ISSUE	54,200	0.00	1,000.00	EUR	54,200,000	84,611,620
20	NLB 13 th ISSUE	117,335	109.00	417.29	EUR	53,369,367	83,314,919
21	REPUBLIKA SLOVENIJA 26 th ISSUE	499,765	101.30	100.00	EUR	50,626,195	79,032,552
22	BANKA CELJE 11 th ISSUE	50,000	0.00	1,000.00	EUR	50,000,000	78,055,000
23	REPUBLIKA SLOVENIJA 50 th ISSUE	485,270	97.00	100.00	EUR	47,071,190	73,482,835
24	REPUBLIKA SLOVENIJA 18 th ISSUE	450,166	100.40	100.00	EUR	45,196,666	70,556,516
25	DARS 3 rd ISSUE	102,000	102.00	417.29	EUR	43,414,852	67,774,925
26	REPUBLIKA SLOVENIJA 23 rd ISSUE	400,000	103.00	100.00	EUR	41,200,000	64,317,320
27	KD HOLDING 1 st ISSUE	400,000	102.50	100.00	EUR	41,000,000	64,005,100
28	NLB 17 th ISSUE	101,694	96.50	417.29	EUR	40,950,633	63,928,033
29	NLB 19 th ISSUE	100,000	98.00	417.29	EUR	40,894,420	63,840,279
30	KD HOLDING 2 nd ISSUE	400,000	98.50	100.00	EUR	39,400,000	61,507,340
31	BANKA CELJE 10 th ISSUE	370,000	103.00	100.00	EUR	38,110,000	59,493,521
32	POSLOVNI SISTEM MERCATOR	365,400	97.85	100.00	EUR	35,754,390	55,816,178
33	ZAVAROVALNICA TRIGLAV 1 st ISSUE	30,000	108.70	1,000.00	EUR	32,610,000	50,907,471
34	NLB 16 th ISSUE	77,557	99.00	417.29	EUR	32,040,123	50,017,836
35	REPUBLIKA SLOVENIJA 21 st ISSUE	1,227,230	102.75	27.33	EUR	34,462,551	53,799,489
36	DROGA KOLINSKA 1 st ISSUE	30,000	0.00	1,000.00	EUR	30,000,000	46,833,000
37	NLB 22 nd ISSUE	298,940	100.00	100.00	EUR	29,894,000	46,667,523
38	REPUBLIKA SLOVENIJA 49 th ISSUE	77,979	100.10	380.00	EUR	29,661,652	46,304,805
39	NOVA KBM 8 th ISSUE	70,000	99.50	417.29	EUR	29,064,249	45,372,198
40	NLB 21 st ISSUE	69,500	0.00	417.29	EUR	29,001,655	45,274,484
41	NOVA KBM 7 th ISSUE	70,000	98.22	417.29	EUR	28,690,357	44,788,516
42	NLB 11 th ISSUE	26,326	100.90	1,000.00	EUR	26,562,934	41,467,396
43	NOVA KBM 5 th ISSUE	60,000	103.10	417.29	EUR	25,813,559	40,297,548
44	FACTOR BANKA 17 th ISSUE	25,000	0.00	1,000.00	EUR	25,000,000	39,027,500
45	PROBANKA 9 th ZDAJA	250,000	100.00	100.00	EUR	25,000,000	39,027,500
46	REPUBLIKA SLOVENIJA 32 nd ISSUE	238,655	100.00	100.00	EUR	23,865,500	37,256,432
47	NLB 20 th ISSUE	57,100	0.00	417.29	EUR	23,827,259	37,196,734
48	ABANKA VIPA 10 th ISSUE	21,000	104.00	1,000.00	EUR	21,840,000	34,094,424
49	REPUBLIKA SLOVENIJA 39 th ISSUE	29,216,957	100.05	0.83	EUR	24,262,199	37,875,719
50	BANKA CELJE 9 th ISSUE	50,000	100.90	417.29	EUR	21,052,281	32,864,715
51	ABANKA VIPA 11 th ISSUE	500,000	99.70	41.73	EUR	20,802,405	32,474,634
52	ABANKA VIPA 12 th ISSUE	500,000	99.50	41.73	EUR	20,760,675	32,409,490
53	CIMOS 1 st ISSUE	200,000	102.80	100.00	EUR	20,560,000	32,096,216
54	ABANKA VIPA 7 th ISSUE	173,000	101.00	100.00	EUR	17,473,000	27,277,100
55	POŠTNA BANKA SLOVENIJE 7 th ISSUE	40,000	104.00	417.29	EUR	17,359,264	27,099,547

Izdaja	Number of issued bonds	Price as of 31 Jul 2008	Principal amt. as of 31 Jul 2008	Currency of denomination	Market capitalisation as of 31 Jul 2008 (in EUR)	Market capitalisation as of 31 Jul 2008 (in USD)	
56	NLB 14 th ISSUE	17,000	100.00	1,000.00	EUR	17,000,000	26,538,700
57	ABANKA 6 th ISSUE	135,000	101.60	100.00	EUR	13,716,000	21,412,048
58	FACTOR BANKA 11 th ISSUE	13,000	103.70	1,000.00	EUR	13,481,000	21,045,189
59	FACTOR BANKA 20 th ISSUE	13,090	100.00	1,000.00	EUR	13,090,000	20,434,799
60	BANKA CELJE 8 th ISSUE	125,000	100.50	100.00	EUR	12,562,500	19,611,319
61	PROBANKA 7 th ISSUE	120,000	102.00	100.00	EUR	12,240,000	19,107,864
62	FACTOR BANKA 14 th ISSUE	1,216	98.00	10,000.00	EUR	11,916,800	18,603,316
63	FACTOR BANKA 19 th ISSUE	12,155	96.30	1,000.00	EUR	11,705,265	18,273,089
64	ABANKA VIPA 8 th ISSUE	100,000	101.80	100.00	EUR	10,180,000	15,891,998
65	FACTOR BANKA 12 th ISSUE	2,500,000	96.90	4.17	EUR	10,101,825	15,769,959
66	BANKA CELJE 7 th ISSUE	100,000	100.20	100.00	EUR	10,020,000	15,642,222
67	ABANKA VIPA 9 th ISSUE	100,000	99.40	100.00	EUR	9,940,000	15,517,334
68	PROBANKA 8 th ISSUE	92,000	100.00	100.00	EUR	9,200,000	14,362,120
69	FACTOR BANKA 15 th ISSUE	9,000	101.00	1,000.00	EUR	9,090,000	14,190,399
70	KB1909 1 st ISSUE	10,000	102.50	700.00	EUR	7,175,000	11,200,893
71	POTEZA NALOŽBE	100,000	100.60	66.85	EUR	6,724,708	10,497,941
72	FACTOR BANKA 8 th ISSUE	6,300	99.80	1,000.00	EUR	6,287,400	9,815,260
73	FACTOR BANKA 9 th ISSUE	5,927	99.00	1,000.00	EUR	5,867,730	9,160,113
74	DEOS 1 st ISSUE	58,259	100.02	94.13	EUR	5,485,016	8,562,659
75	FMR	50,000	103.00	100.00	EUR	5,150,000	8,039,665
76	BANKA ZASAVJE 3 rd ISSUE	5,000	100.53	1,000.00	EUR	5,026,500	7,846,869
77	FACTOR BANKA 16 th ISSUE	500	0.00	10,000.00	EUR	5,000,000	7,805,500
78	REPUBLIKA SLOVENIJA 44 th ISSUE	106,483	106.20	41.73	EUR	4,719,035	7,366,885
79	POŠTNA BANKA SLOVENIJE 6 th ISSUE	10,000	104.00	417.29	EUR	4,339,816	6,774,887
80	FACTOR BANKA 6 th ISSUE	10,000	100.00	419.65	EUR	4,196,510	6,551,172
81	STANOVANJSKI SKLAD RS 3 rd ISSUE	20,000	102.40	151.18	EUR	3,115,178	4,863,104
82	HOTELI BERNARDIN	20,000	101.50	83.57	EUR	1,696,471	2,648,361
83	STANOVANJSKI SKLAD RS 1 st ISSUE	70,965	100.50	11.86	EUR	845,853	1,320,461
84	BANKA VIPA 7 th ISSUE	10,000	101.99	62.50	EUR	637,438	995,104
85	SIP STROJNA INDUSTRIJA 1 st ISSUE B SERIES	17,250	0.00	30.69	EUR	529,403	826,450
86	BANKA VIPA 6 th ISSUE	10,000	103.60	37.50	EUR	388,500	606,487
TOTAL						6,371,739,369	9,946,922,329

EXCHANGE RATE	1 EUR=	1.5611	USD as of 31 Jul 2008
---------------	--------	--------	-----------------------

MARKET CAPITALISATION OF OPEN-END FUNDS

	Mutual fund / ETF	Number of coupons traded	Price as of 31 Jul 2008	Market capitalisation as of 31 Jul 2008 (in EUR)	Market capitalisation as of 31 Jul 2008 (in USD)
1	PROBANKA GLOBALNI NALOŽBENI SKLAD	99,058,178	0.751 EUR	74,392,692	116,134,431
2	MP-BALKAN.SI	452,329	49.00 EUR	22,164,121	34,600,409
3	MP-EUROSTOCK.SI	1,179,750	5.45 EUR	6,429,638	10,037,307
4	INDEKSNI VZAJEMNI SKLAD PB URANIUM INDEX	837,142	0.900 EUR	753,428	1,176,176
5	INDEKSNI VZAJEMNI SKLAD PB BIOTECH INDEX	684,408	0.942 EUR	644,712	1,006,460
	TOTAL			104,384,590	162,954,784

MARKET CAPITALISATION OF CLOSE-END FUNDS

	Investment company	Number of shares traded	Price as of 31 Jul 2008	Market capitalisation as of 31 Jul 2008 (in EUR)	Market capitalisation as of 31 Jul 2008 (in USD)
1	NFD 1 DELNIŠKI INVESTICIJSKI SKLAD	160,580,300	1.83 EUR	293,861,949	458,747,889
2	INFOND ID	8,132,314	11.81 EUR	96,042,628	149,932,147
3	MAKSIMA ID	7,811,823	11.66 EUR	91,085,856	142,194,130
4	KD ID	9,181,542	9.41 EUR	86,398,310	134,876,402
5	KRONA SENIOR ID	6,895,504	8.47 EUR	58,404,919	91,175,919
6	ZVON ENA ID	2,277,577	17.08 EUR	38,901,015	60,728,375
7	INFOND ID 1	4,956,471	6.44 EUR	31,919,673	49,829,802
	TOTAL			696,614,351	1,087,484,663

EXCHANGE RATE	1 EUR=	1.5611 USD na 31.7.2008
----------------------	--------	-------------------------

E) OTHER

E1) INDICATORS AS OF 31 JULY 2008

ISSUE	Price as of 31 Jul 2008	Total net profit (loss) in 000 EUR in 2007	Earning per share as of 31 Dec 2007	P / E ⁽¹⁾	Dividend for 2006 or 2007	Dividend yield	Book value as of 31 Dec 2007	P / B ⁽¹⁾	Turnover ratio ⁽²⁾
PRIME MARKET SHARES									
Gorenje ⁽⁵⁾	30.56 EUR	22,672 EUR	1.90 EUR	16.08	0.450 EUR	1.47%	24.32 EUR	1.26	19.52%
Intereuropa ⁽⁵⁾	25.34 EUR	26,063 EUR	3.298 EUR	7.68	0.58 EUR	2.29%	22.04 EUR	1.15	11.25%
Krka ⁽⁵⁾	93.91 EUR	132,552 EUR	3.92 EUR	23.95	0.91 EUR	0.97%	19.27 EUR	4.87	13.37%
Luka Koper ⁽⁴⁾	58.02 EUR	30,124 EUR	2.15 EUR	26.96	1.09 EUR	1.88%	24.13 EUR	2.40	9.86%
Mercator	229.54 EUR	43,755 EUR	11.79 EUR	19.47	4.00 EUR	1.74%	183.37 EUR	1.25	8.23%
Petrol ⁽⁵⁾	544.55 EUR	53,256 EUR	25.84 EUR	21.07	5.90 EUR	1.08%	211.93 EUR	2.57	9.66%
Telekom Slovenije ⁽⁵⁾	244.70 EUR	88,340 EUR	13.58 EUR	18.02	12.80 EUR	5.23%	162.78 EUR	1.50	6.35%
PRIME MARKET AVERAGE				21.27		1.93%		2.28	
ACH	63.00 EUR	39,322 EUR	14.61 EUR	4.31	0.63 EUR	1.00%	54.89 EUR	1.15	9.72%
Aerodrom ^{(4) (5)}	84.83 EUR	16,702 EUR	4.40 EUR	19.28	1.10 EUR	1.30%	29.05 EUR	2.92	20.27%
Delo Prodaja ^{(5) (6)}	28.00 EUR	4,884 EUR	8.534 EUR	3.28	0.70 EUR	2.50%	38.87 EUR	0.72	4.26%
Etol ⁽⁵⁾	185.00 EUR	2,792 EUR	10.97 EUR	16.8685	3.92 EUR	2.12%	154.07 EUR	1.20	6.36%
Iskra Avtoelektrika ⁽⁵⁾	50.00 EUR	4,662 EUR	2.904 EUR	17.22	0.75 EUR	1.50%	28.07 EUR	1.78	1.53%
Istrabenz	80.09 EUR	112,647 EUR	21.75 EUR	3.68	0.65 EUR	0.81%	78.60 EUR	1.02	5.68%
Kompas MTS ⁽⁵⁾	20.08 EUR	(1,329 EUR)	(2.23 EUR)	0.00			79.62 EUR	0.25	0.14%
Minotest ⁽⁵⁾	5.00 EUR	273 EUR	0.11 EUR	43.72	0.04 EUR	0.80%	10.25 EUR	0.49	0.25%
Nika ^{(5) (6)}	14.35 EUR	118 EUR	0.620 EUR	23.16			20.34 EUR	0.71	0.09%
Nova KBM ⁽⁵⁾	27.07 EUR	52,332 EUR	2.25 EUR	12.06	0.20 EUR	0.74%	14.50 EUR	1.87	28.36%
Pivovarna Laško	82.40 EUR	58,890 EUR	6.73 EUR	12.24	0.40 EUR	0.49%	34.41 EUR	2.39	9.70%
Pozavarovalnica Sava	28.00 EUR	20,218 EUR	2.57 EUR	10.89			20.84 EUR	1.34	14.39%
Salus ^{(5) (6)}	690.00 EUR	14,385 EUR	114.00 EUR	6.05	40.00 EUR	5.80%	421.33 EUR	1.64	3.19%
Sava ⁽⁵⁾	444.63 EUR	39,293 EUR	19.61 EUR	22.67	3.00 EUR	0.67%	270.75 EUR	1.64	3.77%
Terme Čatež	286.00 EUR	3,978 EUR	8.06 EUR	35.49	4.38 EUR	1.53%	168.66 EUR	1.70	5.74%
Žito ⁽⁵⁾	204.04 EUR	4,287 EUR	12.15 EUR	16.79	4.60 EUR	2.25%	195.23 EUR	1.05	10.58%
STANDARD MARKET AVERAGE ⁽⁵⁾				16.79		2.25%		1.05	

Calculated on the basis of last audit consolidated financial statements. Average number of shares traded in last 2 years has been used for the calculations.

(1) P / E = price / earnings per share

(2) Yearly turnover / average market capitalisation at the end of current month, before 6 months and before 12 months

(3) Not applicable.

(4) By Aerodrom Ljubljana P / E is calculated on all shares.

(5) Approved dividend for 2007

Average P/E = total market capitalisation of common shares listed (30 Jun 2008) / total net profit of companies listed on prime market or official market (in 2007), adjusted with share of listed securities.

Average div. yield = total dividends, paid by the companies listed in 2007 or 2008, adjusted with share of listed securities / total market capitalisation of common shares on prime market or official market (30 Jun 2008).

Average price / book value = total market capitalisation of common shares listed (30 Jun 2008) / total equity of companies listed on prime market or official market (31 Dec 2007), adjusted with share of listed securities.

(6) Calculated on the basis of audit consolidated financial statements based on Slovene accounting standards.

E2) RECORD VALUES

RECORD DAILY TURNOVER IN 2008

17 Apr 2008

	Turnover (in EUR)	Number of bargains	Volume in pieces
Order book trades	11,086,847	2,119	244,609
Cross trades (excluding block trades)	706,507	156	11,707
Block trades	15,955,929	3	380,072
Total	27,749,283	2,278	636,388

MAX AND MIN VALUE OF TURNOVER AND INDICES

	In 2008		1989-2007	
Monthly turnover - block trades excluded (in 000 EUR)	199,185.94	April	250,231.98	July 2006
Daily turnover - block trades excluded (in 000 EUR)	27,749.28	17 Apr 2008	42,083.43	10 Dec 2007
Number of bargains per day - block trades excluded	3,483.00	23 Jan 2008	6,391.00	27 Dec 2002
Value of block trade (in 000 EUR)	8,757.87	18 Apr 2008	75,012.95	23 Nov 2005
Max value of SBI 20 index	11,408.00	4 Jan 2008	12,242.01	31 Aug 2007
Min value of SBI 20 index	7,358.83	16 Jul 2008	891.93	10 Sep 1996
Max value of SBI TOP index	2,520.56	4 Jan 2008	2,674.69	31 Aug 2007
Min value of SBI TOP index	1,613.99	15 Apr 2008	534.14	8 Jul 2003
Max value of PIX index	7,371.12	3 Jan 2008	7,464.19	24 Dec 2007
Min value of PIX index	5,347.85	24 Jun 2008	965.15	29 Apr 1999
Max value of BIO index	117.50	13 Feb 2008	123.41	7 Oct 2005
Min value of BIO index	115.88	23 Jun 2008	100.46	5 Jul 1995
Other				
Market capitalisation of shares in EURm	17,923.60	31 Jan 2008	19,806	31 Aug 2007
Share in turnover of foreign investors	6.40%	31 Jul 2008	19.68%	31 Dec 2002

E3) NEW LISTED AND DELISTED SECURITIES AND CHANGES IN 2008

NEW LISTED SECURITIES

EQUITY MARKET - STANDARD MARKET

Issuer	Trading code	Type of share	Nominal value	Listing date	First trading day
POZAVAROVANICA SAVA	POSR	common	no par value	11 Jun 2008	12 Jun 2008

EQUITY MARKET - ENTRY MARKET

Issuer	Trading code	Type of share	Listing date	First trading day
SIVENT	SING	common	21 Feb 2008	27 Feb 2008
FINETOL	FINR	common	25 Feb 2008	29 Feb 2008
D NALOŽBE	DFNR	common	28 Mar 2008	28 Mar 2008
DATALAB	DATR	common	30 Jun 2008	30 Jun 2008

BOND MARKET

Issuer	Trading code	Nomin. value of issue	Issue	Listing date	First trading day
REPUBLIKA SLOVENIJA	RS63	1,000,000,000 EUR	63 rd issue	7 Feb 2008	7 Feb 2008
FACTOR BANKA	FB16	5,000,000 EUR	16 th issue	12 Mar 2008	19 Mar 2008
FACTOR BANKA	FB19	12,155,000 EUR	19 th issue	12 Mar 2008	19 Mar 2008
PROBANKA	PRB9	25,000,000 EUR	9 th issue	11 Apr 2008	16 Apr 2008
FACTOR BANKA	FB20	13,090,000 EUR	20 th issue	12 Jun 2008	12 Jun 2008
DROGA KOLINSKA	DRK1	30,000,000 EUR	1 st issue	26 Jun 2008	1 Jul 2008
BANKA CELJE	BCE11	50,000,000 EUR	11 th issue	9 Jul 2008	11 Jul 2008

FUND MARKET

Mutual fund	Trading code	Type of fund	Price of first trade	Listing date	First trading day
PB BIOTECH INDEX	PBDBI	ETF	0.963 EUR	17 Jun 2008	23 Jun 2008
PB URANIUM INDEX	PBDUI	ETF	0.982 EUR	17 Jun 2008	23 Jun 2008

DELISTED SECURITIES

EQUITY MARKET - PRIME MARKET

Issuer	Trading code	Type of share	Delisting date
MERKUR	MER	common	7 Mar 2008

EQUITY MARKET - STANDARD MARKET

Issuer	Trading code	Type of share	Delisting date
GEODETSKI ZAVOD SLOVENIJE	GZRG	common	7 Jan 2008

EQUITY MARKET - ENTRY MARKET

Issuer	Trading code	Type of share	Delisting date
DZS	DZS	common	29 May 2008
TOVARNA SLADKORJA ORMOŽ	TSOG	common	2 Jul 2008
HIDROTEHNIK	VHLG	common	29 Jul 2008

EXTENDED LISTING OF SECURITIES

EQUITY MARKET - PRIME MARKET

Issuer	Trading code	Type of share	Number of shares before extension	Number of shares after extension	Extension date
LUKA KOPER	LKPG	common	7,140,000	14,000,000	21 May 2008

EQUITY MARKET - STANDARD MARKET

Issuer	Trading code	Type of share	Number of shares before extension	Number of shares after extension	Extension date
PIVOVARNA LAŠKO	PILR	common	8,578,391	8,581,972	17 Jan 2008

EQUITY MARKET - ENTRY MARKET

Issuer	Trading code	Type of share	Number of shares before extension	Number of shares after extension	Extension date
MP BPH	MPLR	common	80,000	800,000	14 Jan 2008 - split 1:10
ALPETOUR	APAG	common	385,831	497,847	14 May 2008
NFD HOLDING	NF2R	common	33,159,997	33,727,196	17 Jun 2008

REDUCED LISTING OF SECURITIES

EQUITY MARKET - STANDARD MARKET

Issuer	Trading code	Type of share	Number of shares before reduction	Number of shares after reduction	Reduction date
TERME ČATEŽ	TCRG	common	597,916	497,022	7 Mar 2008
ACH	ACLG	common	2,886,877	2,735,817	17 Apr 2008

EQUITY MARKET - ENTRY MARKET

Issuer	Trading code	Type of share	Number of shares before reduction	Number of shares after reduction	Reduction date
TOSAMA	TODG	common	295,670	290,000	20 Mar 2008

CLOSED-END FUND MARKET

Issuer	Trading code	Type of share	Number of shares before reduction	Number of shares after reduction	Reduction date
KRONA SENIOR ID	SNOG	common	7,316,086	6,895,504	11 Jun 2008

BOND MARKET

Issuer	Trading code	Issue	Number of bonds before reduction	Number of bonds after reduction	Reduction date
REPUBLIKA SLOVENIJA	RS38	38 th issue	820,216	688,470	3 Mar 2008
REPUBLIKA SLOVENIJA	RS54	54 th issue	3,000,000	1,957,000	3 Mar 2008
REPUBLIKA SLOVENIJA	RS57	57 th issue	6,629,324	6,223,274	3 Mar 2008
REPUBLIKA SLOVENIJA	RS44	44 th issue	296,493	183,396	11 Mar 2008
REPUBLIKA SLOVENIJA	RS50	50 th issue	571,596	531,370	11 Mar 2008
REPUBLIKA SLOVENIJA	RS54	54 th issue	1,957,000	1,828,310	11 Mar 2008
REPUBLIKA SLOVENIJA	RS18	18 th issue	500,000	450,166	11 Apr 2008
REPUBLIKA SLOVENIJA	RS44	44 th issue	183,396	106,483	11 Apr 2008
REPUBLIKA SLOVENIJA	RS48	48 th issue	600,000	564,652	11 Apr 2008
REPUBLIKA SLOVENIJA	RS50	50 th issue	531,370	485,270	11 Apr 2008
REPUBLIKA SLOVENIJA	RS53	53 rd issue	821,939	793,402	11 Apr 2008
REPUBLIKA SLOVENIJA	RS26	26 th issue	500,000	499,765	16 May 2008
REPUBLIKA SLOVENIJA	RS53	53 rd issue	793,402	792,909	16 May 2008

EXPIRED BONDS

Issuer	Trading code	Issue	Last trading day
BANKA CELJE	BCE6A	6 th issue	8 Feb 2007
FACTOR BANKA	FB13	13 th issue	21 Mar 2008
REPUBLIKA SLOVENIJA	RS52	52 nd issue	1 Apr 2008
REPUBLIKA SLOVENIJA	RS58	58 th issue	10 Apr 2008
NOVA LJUBLJANSKA BANKA	NLB12	12 th issue	24 Apr 2008
STANOVANJSKI SKLAD RS	SSR2	2 nd issue	7 May 2008
PROBANKA	PRB6	6 th issue	2 Jun 2008
ABANKA VIPA	AB13	13 th issue	24 Jun 2008
BANKA VIPA	VIP5	5 th issue	15 Jul 2008
POŠTNA BANKA SLOVENIJE	BCE5	5 th issue	31 Jul 2008

CHANGES IN NOMINAL VALUE

ISSUER	Past nominal value	Present nominal value	Number of shares traded	New trading code	Market	Change date
TERME ČATEŽ	6,000 SIT	no-par value	497,022	TCRG (no change)	Standard market	12 Mar 2008
TOSAMA	10,000 SIT	no-par value	290,000	TODG (no change)	Entry market	21 Mar 2008
ACH	1,000 SIT	no-par value	2,735,817	ACLG (no change)	Standard market	16 Apr 2008
MAKSIMA HOLDING	1,000 SIT	no-par value	6,399,850	MAHR (no change)	Entry market	2 Jun 2008
TEKSTINA	1,000 SIT	no-par value	1,127,293	TEAG (no change)	Entry market	11 Jun 2008

F) LIST OF SECURITIES

F1) EQUITY MARKET

PRIME MARKET

	Issuer	Trading code	First trading day	Nominal value of issue listed	Number of shares traded	Isin code	Sector
1	GORENJE, VELENJE	GRVG	10 Nov 2000 (2 June 1998 free market)	no par value	14,030,000	SI 003110407 6	household appliances
2	INTEREUROPA, KOPER	IEKG	12 Jan 1998	no par value	7,902,413	SI 003110009 0	retail trade
3	LUKA KOPER	LKPG	20 Nov 1996	no par value	14,000,000	SI 003110134 6	transport
4	KRKA TOVARNA ZDRAVIL, NOVO MESTO	KRKG	4 Nov 1997	no par value	35,426,120	SI 003110212 0	pharmaceutical & chemical industry
5	MERCATOR, LJUBLJANA	MELR	22 Dec 1997	37,653,610,000 EUR	3,765,361	SI 003110008 2	commerce industry, agriculture
6	PETROL, LJUBLJANA	PETG	5 May 1997	12,517,806,000 EUR	2,086,301	SI 003110215 3	crude-oil and gas trade
7	TELEKOM SLOVENIJE	TLSG	2 Oct 2006	no par value	6,535,478	SI 003110429 0	telecommunication

STANDARD MARKET - COMMON SHARES

	Issuer	Trading code	First trading day	Nominal value of issue listed	Number of shares traded	Isin code	Sector
1	AERODROM, LJUBLJANA	AELG	8 Oct 1997	no par value	1,936,229	SI 003110327 6	airport services
2	ACH, LJUBLJANA	ACLG	24 Jan 2006	no par value	2,735,817	SI 003110152 8	distributors
3	DELO PRODAJA	DPRG	12 Feb 2001	no par value	593,549	SI 003110707 9	trade
4	ETOL, CELJE	ETOG	21 Feb 1997	no par value	254,619	SI 003110133 8	essential oils and fragrances production
5	ISKRA AVTOELEKTRIKA	IALG	16 Oct 2006	no par value	1,608,313	SI 003110704 6	production of electrical equipment for machinery and vehicles
6	ISTRABENZ, KOPER	ITBG	16 June 1997	no par value	5,180,000	SI 003110207 0	holding companies management
7	KOMPAS MTS	MTSG	8 Dec 2000	no par value	594,601	SI 003110370 6	catering service, border-crossing and tourist services
8	MLINOTEST, AJDOVŠČINA	MAJG	3 Apr 2000	no par value	2,389,177	SI 003110820 0	food processing industry
9	NIKA, BREŽICE	NIKN	23 June 1992	no par value	189,876	SI 003110079 3	financial consultancy and services
10	NOVA KBM	KBMR	10 Dec 2007	no par value	23,357,984	SI 002110405 2	banking
11	PIVOVARNA LAŠKO	PILR	1 Feb 2000	no par value	8,581,972	SI 003110741 8	brewery
12	POZAVAROVALNICA SAVA	POSR	12 Jun 2008	no par value	9,362,519	SI 002111051 3	reinsurance
13	SALUS, LJUBLJANA	SALR	16 Jan 1992	134,980,000 EUR	134,980	SI 003110568 5	full-line pharmaceutical wholesale
14	SAVA, KRANJ	SAVA	6 Jan 2000	20,069,870,000 EUR	2,006,987	SI 003110845 7	chemicals
15	TERME ČATEŽ	TCRG	26 Aug 1993	no par value	497,022	SI 003110063 7	health resort
16	ŽITO, LJUBLJANA	ZTOG	20 Mar 2000	no par value	355,792	SI 003110844 0	flour, bread, pasta and sweets production

STANDARD MARKET - PREFERRED SHARES

	Issuer	Trading code	First trading day	Nominal value of issue listed	Number of shares traded	Isin code	Sector
1	PROBANKA, MARIBOR	PRBP	30 Mar 1993	no par value	396,235	SI 002120040 5	banking

ENTRY MARKET - COMMON SHARES

	Issuer	Trading code	First trading day	Nominal value of issue traded	Number of shares traded	Isin code	Sector
1	AKTIVA NALOŽBE, LJUBLJANA	ATPG	27 Feb 2004	no par value	16,328,251	SI 002111216 2	holding companies management
2	ALPETOUR POTOVALNA AGENCIJA	APAG	2 Aug 2000	no par value	497,847	SI 003110989 3	passengers transport
3	ALPOS	APOG	10 Apr 2006	1,449,130,000 EUR	144,913	SI 003111342 4	production of metal goods and equipment
4	CENTER NALOŽBE	IFHR	22 Jul 2004	no par value	3,777,004	SI 002111308 7	holding companies management
5	CETIS, CELJE	CETG	10 Mar 1997	no par value	200,000	SI 003110084 3	paper industry and graphics
6	CINKARNA, CELJE	CICG	6 Mar 1998	no par value	814,626	SI 003110380 5	metallurgic and chemical industry
7	D NALOŽBE	DFNR	28 Mar 2008	no par value	90,810	SI 003111394 5	holding companies management
8	DATALAB	DATR	30 Jun 2008	no par value	106,519	SI 003111451 3	software development
9	ELMO, LJUBLJANA	IELG	22 Feb 2001	no par value	708,000	SI 003111026 3	electrical installations
10	ETRA 33	ETRG	7 Nov 2002	no par value	45,423	SI 003110712 9	production of electromotors, generators and transformers
11	FINETOL	FINR	29 Feb 2008	no par value	254,619	SI 002111396 2	holding companies management
12	GEA TOVARNA OLJA	GSBG	30 June 1996	no par value	1,254,960	SI 003110129 6	oil - producing industry
13	GORENJSKI TISK, KRANJ	GTKG	19 Sep 1996	no par value	963,349	SI 003110119 7	graphics services
14	GORIŠKE OPEKARNE, RENČE	GORG	8 Mar 1999	no par value	523,634	SI 003110499 3	production of different clay brick products
15	GRAND HOTEL UNION	GHUG	5 Jan 2000	no par value	1,814,613	SI 003110865 5	hotel industry
16	HELIOS, DOMŽALE	HDOG	19 Sep 1996	no par value	278,446	SI 003110114 8	intermediary on fuel, mine sector
17	HRAM HOLDING	ST1R	27 Jan 2004	no par value	4,346,667	SI 002111210 5	holding companies management
18	INFOND HOLDING	IFFR	23 Sept 2002	no par value	16,833,414	SI 002111076 0	holding companies management
19	INLES, RIBNICA	IHPG	8 Oct 1999	no par value	712,410	SI 003110745 9	production of furniture mechanical engineering
20	INTERTRADE ITA	INRG	20 Oct 1997	695,310,000 EUR	69,531	SI 003110333 4	representative
21	JADRAN, SEŽANA	JASG	23 Sep 1996	no par value	165,302	SI 003110154 4	commerce industry
22	JAVOR, PIVKA	JPIG	13 Nov 2000	no par value	1,194,700	SI 003110910 9	production of plywood, bound and layer wood, fibre and other slabs
23	JELEN, SLOVENSKE KONJICE	JESG	29 Nov 1999	67,798,000 EUR	67,798	SI 003110430 8	restaurant & hotel capacities floor panel production on various linings
24	JUTEKS, ŽALEC	JTKG	2 Nov 1999	no par value	641,432	SI 003110786 3	holding companies management
25	KD HOLDING	KDHR	5 Feb 2001	no par value	2,675,640	SI 003111046 1	holding companies management

26	KOŠAKI TMI, MARIBOR	TKMG	11 Oct 1999	432,360,000 EUR	43,236	SI 003110424 1	secondary meat industry and production of meat products
27	KRONA HOLDING	KRHR	9 May 2002	no par value	3,295,357	SI 002111124 8	holding companies management
28	KS NALOŽBE	KSFR	24 Dec 2007	no par value	3,909,878	SI 002111385 5	holding companies management
29	LESNINA	MILG	12 Jan 2002	no par value	76,495	SI 003111116 2	wholesale and retail of furniture
30	LIZ INŽENIRING, LJUBLJANA	LIZG	11 Mar 1999	123,846,000 EUR	123,846	SI 003110371 4	consulting and engineering in object construction
31	MARINA, PORTOROŽ	MAPG	19 Sep 1996	627,864,000 EUR	313,932	SI 003110058 7	nautical and hotel industry
32	MAKSIMA HOLDING	MAHR	6 May 2003	no par value	6,399,850	SI 002111151 1	holding companies management
33	MAKSIMA INVEST	MKIR	26 Oct 2004	no par value	7,451,949	SI 002111319 4	holding companies management
34	MEDVEŠEK PUŠNIK, LJUBLJANA	MPLR	12 Dec 1997	no par value	800,000	SI 002110324 5	financial consulting
35	MEDVEŠEK PUŠNIK DZU	MDUR	13 Dec 2007	no par value	75,000	SI 002111160 2	holding companies management
36	MELAMIN, KOČEVJE	MKOG	23 Sep 1996	no par value	349,913	SI 003110130 4	chemical industry
37	MERCATA	MROR	27 Jul 2004	no par value	2,891,874	SI 002111199 0	holding companies management
38	MESNA INDUSTRIJA PRIMORSKE	MIPG	19 June 2000	no par value	1,978,742	SI 003110969 5	meat processing industry; wholesale and retail trade with provisions
39	MKT PRINT	MKTG	11 Oct 1999	1,039,540,000 EUR	103,954	SI 003110094 2	printing, publishing, retail and wholesale
40	MODRA LINIJA HOLDING	MLHR	20 Nov 2002	no par value	2,192,411	SI 002111058 8	holding companies management
41	M1	MR1R	4 Aug 2004	no par value	3,932,515	SI 002111311 1	holding companies management
42	NAMA, LJUBLJANA	NALN	30 Apr 2004	953,795,000 EUR	953,795	SI 003110269 0	retail trade and renting of business premises
43	NFD HOLDING	NF2R	10 Dec 2003	no par value	33,727,196	SI 002111200 6	holding companies management
44	NIKO, ŽELEZNIKI	NKPG	17 Sep 1999	no par value	35,875	SI 003110717 8	office material, industrial paper-clips, electromagnets and other metal mechanisms production
45	PLAMA PUR	POPG	6 Dec 1999	no par value	686,798	SI 003110822 6	production and refashioning of poliuretanic (plastic) foams
46	KD GROUP	SKDR	21 Dec 2000	no par value	186,436	SI 003111016 4	holding companies management
47	SIVENT	SINDR	27 Feb 2008	no par value	1,229,712	SI 002111139 6	venture capital investing
48	SLOVENIJALEŠ, LJUBLJANA	SLLG	8 May 1996	no par value	273,377	SI 003110040 5	commerce, engineering, representation
49	TEKSTINA, AJDOVŠČINA	TEAG	12 Feb 1997	no par value	1,127,293	SI 003110221 1	textile industry
50	TERME DOBRNA	ZDDG	5 July 1999	692,542,000 EUR	692,542	SI 003110539 6	medical services, tourist and hotel trade
51	TOSAMA, DOMŽALE	TODG	13 Sep 1996	no par value	290,000	SI 003110136 1	sanitary material production
52	TRDNJAVA HOLDING	TROR	31 Mar 2004	2,593,123,000 EUR	2,593,123	SI 002111219 6	holding companies management
53	TRDNJAVA I HOLDING	TR1R	31 Mar 2004	891,750,000 EUR	891,750	SI 002111220 4	holding companies management
54	TRIGLAV NALOŽBE	TRSG	7 Apr 2004	no par value	13,182,366	SI 002111223 8	holding companies management
55	TUB SWATY, MARIBOR	TUBG	30 Dec 1997	no par value	288,940	SI 003110344 1	production and trade of knife grinders
56	VELANA, LJUBLJANA	VLJG	23 Dec 2002	1,409,645,000 EUR	1,409,645	SI 003110069 4	non-clothing textile manufacturer
57	VIPA HOLDING	VHDR	5 Nov 2003	no par value	7,347,565	SI 002111131 3	other financial intermediation
58	ZDRAVILIŠČE ROGASKA	RGS	11 Feb 1999	901,581,000 EUR	901,581	SI 003110489 4	health resort
59	ZLATA MONETA II finančna družba	ZM2R	13 Nov 2003	no par value	8,232,861	SI 002111198 2	other financial intermediation
60	ZVON ENA HOLDING	ZVHR	30 Oct 2003	12,431,743,000 EUR	12,431,743	SI 002111177 6	holding companies management
61	ZVON DVA HOLDING	ZV2R	25 Feb 2004	14,120,934,000 EUR	14,120,934	SI 002111215 4	holding companies management
62	ZELEZARNA RAVNE - MONTER DRAVOGRAD	ZMDG	17 Sep 1999	no par value	336,225	SI 003110696 4	management of investment portfolios of subsidiaries

ENTRY MARKET - PREFERRED SHARES

	Issuer	Trading code	First trading day	Nominal value of issue listed	Number of shares traded	Isin code	Sector
1	KD HOLDING	KDHP	18 July 2001	no par value	266,413	SI 003120050 2	holding companies management
2	PRVA GROUP	PPDG	20 Jul 2005	7,140,000 EUR	170,000	SI 002120064 5	pension insurance
3	ZDRAVILIŠČE ROGASKA	RGP	11 Feb 1999	56,204,000 EUR	28,102	SI 003120028 8	health resort

F) LIST OF SECURITIES

F2) BOND MARKET

CORPORATE BONDS

	Issuer	Trading code	First trading day	Nominal value of issue traded	Coupon interest rate	Maturity	Sector
1	ABANKA VIPA	AB06	25 Nov 2002	13,500,000 EUR	5.9% p.a.	2002-2009	banking
2	ABANKA VIPA	AB07	30 Oct 2003	17,300,000 EUR	5.3% p.a.	2003-2010	banking
3	ABANKA VIPA	AB08	16 Oct 2006	10,000,000 EUR	4.9% p.a.	2003-2011	banking
4	ABANKA VIPA	AB09	16 Oct 2006	10,000,000 EUR	4.7% p.a.	2003-2011	banking
5	ABANKA VIPA	AB10	16 Oct 2006	21,000,000 EUR	4.6% p.a.	2004-2011	banking
6	ABANKA VIPA	AB11	30 Jun 2006	20,865,000 EUR	4.0% p.a.	2005-2010	banking
7	ABANKA VIPA	AB12	30 Jun 2006	20,865,000 EUR	3.8% p.a.	2005-2010	banking
8	ABANKA VIPA	VIP5	24 Dec 1998	2,000,000 EUR	6% p.a.	1998-2008	banking
9	ABANKA VIPA	VIP6	6 Mar 2000	2,000,000 EUR	5.5% p.a.	1999-2009	banking
10	ABANKA VIPA	VIP7	19 July 2001	2,000,000 EUR	6.2% p.a.	2001-2010	banking
11	BANKA CELJE	BCE9	16 Oct 2006	20,864,500 EUR	3.8% p.a.	2005-2010	banking
12	BANKA CELJE	BCE7	17 Nov 2003	10,000,000 EUR	5.15% p.a.	2003-2010	banking
13	BANKA CELJE	BCE8	26 Oct 2004	12,500,000 EUR	4.9% p.a.	2004-2011	banking
14	BANKA CELJE	BCE10	12 Sep 2007	37,000,000 EUR	5.0% p.a.	2007-2017	banking
15	BANKA CELJE	BCE11	11 Jul 2008	50,000,000 EUR	6m EURIBOR + 200 b.p.	2008-openend	banking
16	BANKA ZASAVJE	BZ03	27 Jul 2004	5,000,000 EUR	4.5% p.a.	2004-2011	banking
17	CIMOS	CIM1	21 Jul 2005	20,000,000 EUR	5.75% p.a.	2004-2011	automobile industry
18	DARS	DRS1	30 Dec 2004	56,042,047 EUR	5.1% p.a.	2004-2024	performing financial engineering, preparatory, organization and policy making of building, maintenance of road network and management of super highways in Republic of Slovenia
19	DARS	DRS2	8 Nov 2005	61,758,920 EUR	4.5% p.a.	2005-2025	performing financial engineering, preparatory, organization and policy making of building, maintenance of road network and management of super highways in Republic of Slovenia
20	DARS	DRS3	3 Feb 2006	42,563,580 EUR	4,0% p.a.	2005-2020	performing financial engineering, preparatory, organization and policy making of building, maintenance of road network and management of super highways in Republic of Slovenia
21	DEOS	DEO1	28 Sep 2005	5,825,900 EUR	6% p.a.	2004-2014	the construction and maintenance of safe homes
22	DROGA KOLINSKA	DRK1	1 Jul 2008	30,000,000 EUR	5,50% p.a.	2007-2010	
23	FACTOR BANKA	FB14	7 Mar 2007	12,160,000 EUR	4,0% p.a.	2006-2012	banking
24	FACTOR BANKA	FB15	4 May 2007	9,000,000 EUR	6m EURIBOR + 1,05% p.a.	2006-2012	banking
25	FACTOR BANKA	FB16	19 Mar 2008	5,000,000 EUR	5,75% p.a.	2007-openend	banking
26	FACTOR BANKA	FB17	2 Oct 2007	25,000,000 EUR	6m EURIBOR + 60 b.p.	2007-2011	banking
27	FACTOR BANKA	FB19	19 Mar 2008	12,155,000 EUR	6m EURIBOR + 95 b.p.	2007-2010	banking
28	FACTOR BANKA	FB06	23 May 2005	4,196,510 EUR	2 % + 6month EURIBOR	2002-2009	banking
29	FACTOR BANKA	FB08	10 May 2005	6,300,000 EUR	4,8% p.a.	2003-2008	banking
30	FACTOR BANKA	FB09	10 May 2005	5,927,000 EUR	4,8% p.a.	2004-2014	banking
31	FACTOR BANKA	FB11	25 Oct 2005	13,000,000 EUR	1,5% + 6 month EURIBOR	2005-2020	banking
32	FACTOR BANKA	FB12	7 Mar 2006	10,425,000 EUR	3,75% p.a.	2005-2010	banking
33	FACTOR BANKA	FB20	12 Jun 2008	13,090,000 EUR	6m EURIBOR + 160 b.p.	2008-2013	banking
34	FMR	FMR1	5 May 2005	5,000,000 EUR	4,6 % p.a.	2004-2009	holding companies management
35	HOTELI BERNARDIN	HTB1E	28 June 1999	10,225,800 EUR	8,5% p.a.	1999-2009	hotel and restaurant activities
36	KB1909	KBG1	10 Oct 2007	10,000,000 EUR	6m EURIBOR + 125 b.p.	2006-2011	financial services and holding companies management
37	KD HOLDING	KDH1	16 Dec 2005	40,000,000 EUR	5,45% p.a.	2005-2015	holding companies management
38	KD HOLDING	KDH2	7 Apr 2006	40,000,000 EUR	4,85% p.a.	205-2015	holding companies management
39	NOVA KBM	KBM5	26 Oct 2004	25,037,400 EUR	5,3% p.a.	2004-2009	banking
40	NOVA KBM	KBM7	30 Jun 2005	29,210,300 EUR	4,1% p.a.	2004-2011	banking
41	NOVA KBM	KBM8	30 Jun 2005	29,210,300 EUR	3,9% p.a.	2005-2010	banking
42	NOVA LJUBLJANSKA BANKA	NLB14	16 Oct 2006	17,000,000 EUR	5% p.a.	2003-2008	banking
43	NOVA LJUBLJANSKA BANKA	NLB15	16 Oct 2006	54,717,569 EUR	4,8% p.a.	2004-2012	banking
44	NOVA LJUBLJANSKA BANKA	NLB11	18 Jun 2003	26,326,000 EUR	5,1% p.a.	2002-2009	banking
45	NOVA LJUBLJANSKA BANKA	NLB13	14 Nov 2003	48,962,722 EUR	7% p.a.	2003-2013	banking
46	NOVA LJUBLJANSKA BANKA	NLB16	30 Jun 2005	32,363,761 EUR	4,0% p.a.	2004-2009	banking
47	NOVA LJUBLJANSKA BANKA	NLB17	30 Jun 2005	42,435,889 EUR	3,85% p.a.	2005-2011	banking
48	NOVA LJUBLJANSKA BANKA	NLB18	29 Dec 2005	62,593,500 EUR	4,15% p.a.	2005-2015	banking
49	NOVA LJUBLJANSKA BANKA	NLB19	29 Dec 2005	41,729,000 EUR	4,0% p.a.	2005-2016	banking
50	NOVA LJUBLJANSKA BANKA	NLB20	25 Aug 2006	23,827,259 EUR	6m EURIBOR + 30 b.p.	2006-2013	banking
51	NOVA LJUBLJANSKA BANKA	NLB21	27 Dec 2006	29,001,655 EUR	4,0% p.a.	2006-2009	banking
52	NOVA LJUBLJANSKA BANKA	NLB22	11 Jan 2007	29,894,000 EUR	6m EURIBOR + 25 b.p.	2006-2011	banking
53	NOVA LJUBLJANSKA BANKA	NLB23	28 Nov 2007	54,200,000 EUR	3m EURIBOR + 20 b.p.	2007-2012	banking
54	POSLOVNI SISTEM MERCATOR	MEO1	16 Oct 2006	36,540,000 EUR	4,8% p.a.	2004-2011	commerce industry, agriculture
55	POŠTNA BANKA SLOVENIJE	PBS5	16 Oct 2006	10,000,000 EUR	4,8% p.a.	2004-2008	banking
56	POŠTNA BANKA SLOVENIJE	PBS6	16 Oct 2006	4,172,900 EUR	4,4% p.a.	2004-2012	banking
57	POŠTNA BANKA SLOVENIJE	PBS7	16 Oct 2006	16,691,600 EUR	4,7% p.a.	2004-2011	banking
58	POTEZA NALOŽBE	PNO1	29 Sep 2004	10,000,000 EUR	5,25% p.a.	2003-2011	enterprise and business counseling

59	PROBANKA	PRB9	16 Apr 2008	25,000,000 EUR	3m EURIBOR +1.5% (2.7 after 10 years)	2007-openend	banking
60	PROBANKA, MARIBOR	PRB7	16 Oct 2006	12,000,000 EUR	5.2% p.a.	2004-2010	banking
61	PROBANKA, MARIBOR	PRB8	16 Mar 2007	9,200,000 EUR	3.9% p.a.	2006-2012	banking
62	SIP, STROJNA INDUSTRIJA	SIPBE	19 June 2000	1,763,985 EUR	6% p.a.	1999-2009	manufacturing farm equipment
63	STANOVANJSKI SKLAD RS	SSR1E	4 Jul 1996	3,628,440 EUR	6% p.a.	1995-2010	national mortgage agency
64	STANOVANJSKI SKLAD RS	SSR2	30 Jun 1998	8,345,800 EUR	7.2 % p.a. + TOM	1998-2008	national mortgage agency
65	STANOVANJSKI SKLAD RS	SSR3	16 Oct 2006	8,345,800 EUR	TOM + 6.10% p.a.	2001-2011	national mortgage agency

INSURANCE

	Issuer	Trading code	First trading day	Nominal value of issue traded	Coupon interest rate	Maturity	Sector
1	ZAVAROVALNICA TRIGLAV	ZT01	2 Jun 2004	30,000,000 EUR	5.125% p.a.	2003-2013	insurance

MUNICIPAL and GOVERNMENT BONDS

	Issuer	Trading code	First trading day	Nominal value of issue traded	Coupon interest rate	Maturity	Sector
1	REPUBLIC OF SLOVENIA	RS18	15 May 2000	45,016,600 EUR	6% p.a.	2000-2010	government bond
2	REPUBLIC OF SLOVENIA	RS21	18 Nov 2002	51,212,308 EUR	1% p.a. + TOM	2001-2015	government bond
3	REPUBLIC OF SLOVENIA	RS23	20 Feb 2001	40,000,000 EUR	6% p.a.	2001-2011	government bond
4	REPUBLIC OF SLOVENIA	RS26	14 June 2001	49,976,500 EUR	5.375% p.a.	2001-2011	government bond
5	REPUBLIC OF SLOVENIA	RS29	25 Jan 2002	55,000,000 EUR	5.375% p.a.	2002-2012	government bond
6	REPUBLIC OF SLOVENIA	RS32	25 Jan 2002	23,865,500 EUR	5.375% p.a.	2002-2012	government bond
7	REPUBLIC OF SLOVENIA	RS33	9 Apr 2002	127,166,004 EUR	8% p.a.	2002-2022	government bond
8	REPUBLIC OF SLOVENIA	RS38	30 Apr 2002	68,847,000 EUR	5.63% p.a.	2002-2017	government bond
9	REPUBLIC OF SLOVENIA	RS39	18 Nov 2002	121,834,711 EUR	1% p.a. + TOM	2002-2008	government bond
10	REPUBLIC OF SLOVENIA	RS44	29 Nov 2002	4,443,536 EUR	6.65% p.a.	2002-2012	government bond
11	REPUBLIC OF SLOVENIA	RS48	10 Dec 2002	56,465,200 EUR	4.75% p.a.	2002-2012	government bond
12	REPUBLIC OF SLOVENIA	RS49	22 Jan 2003	29,632,020 EUR	4.75% p.a.	2003-2022	government bond
13	REPUBLIC OF SLOVENIA	RS50	11 Mar 2003	48,527,000 EUR	4.50% p.a.	2003-2013	government bond
14	REPUBLIC OF SLOVENIA	RS53	17 Apr 2003	79,290,900 EUR	4.875% p.a.	2003-2018	government bond
15	REPUBLIC OF SLOVENIA	RS54	29 Oct 2003	76,295,376 EUR	5.75% p.a.	2003-2013	government bond
16	REPUBLIC OF SLOVENIA	RS56	24 Feb 2004	202,023,193 EUR	4.875% p.a.	2004-2009	government bond
17	REPUBLIC OF SLOVENIA	RS57	29 Mar 2004	259,697,224 EUR	4.875% p.a.	2004-2014	government bond
18	REPUBLIC OF SLOVENIA	RS59	2 Feb 2005	1,066,332,031 EUR	4% p.a.	2005-2016	government bond
19	REPUBLIC OF SLOVENIA	RS60	14 Apr 2005	368,623,416 EUR	3.5 % p.a.	2005-2010	government bond
20	REPUBLIC OF SLOVENIA	RS61	24 Jan 2006	328,861,569 EUR	3.25 % p.a.	2006-2011	government bond
21	REPUBLIC OF SLOVENIA	RS62	24 Jan 2006	390,540,053 EUR	3.5 % p.a.	2005-2017	government bond
22	REPUBLIC OF SLOVENIA	RS63	11 Feb 2008	1,000,000,000 EUR	4.375 % p.a.	2008-2019	government bond
23	SLOVENSKA ODŠKODNINSKA DRUŽBA	SOS2E	7 Apr 1997	762,659,988 EUR	6 % p.a.	1996-2016	meeting commitments deriving from denationalisation process

TOM (abbreviation for: "temeljna obrestna mera"- base interest rate) - indexation factor, calculated as twelve month average of monthly consumer price index

F3) FUND MARKET

	Open-end fund	Trading code	First trading day	Value of first trade	Number of coupons on first trading day	Isin code	Type
1	MP-BALKAN SI	MPBL	24 Nov 2006	62,36	82,689	SI 002140002 1	mutual fund
2	MP-EUROSTOCK.SI	MPEU	16 Jun 2006	5,47	728,413	SI 002140001 3	mutual fund / ETF
3	PB Biotech Index	PBDBI	23 Jun 2008	0,963	663,529	SI 002140092 2	mutual fund / ETF
4	PB Uranium Index	PBDUI	23 Jun 2008	0,982	806,137	SI 002140093 0	mutual fund / ETF
3	Probanka globalni naložbeni sklad	PBGS	24 Nov 2006	0,710	142,885,835	SI 002140003 9	mutual fund

F4) CLOSED-END FUND MARKET

	Issuer	Trading code	First trading day	Nominal value of shares traded	Number of shares traded	Isin code	Sector
1	MAKSIMA, delniška ID	MAIR	21 May 2003	no par value	7,811,823	SI 002111152 9	investment fund
2	INFOND ID	IFIR	23 Sept 2002	no par value	8,132,314	SI 002111078 6	investment fund
3	INFOND ID 1	IFDR	2 Aug 2004	no par value	4,956,471	SI 002111307 9	investment fund
4	KD ID	KDIR	9 Feb 2001	no par value	9,181,542	SI 002111341 8	investment fund
5	KRONA SENIOR ID	SNOG	8 Dec 1998	no par value	6,895,504	SI 002110590 1	investment fund
6	NFD 1 DELNIŠKI INVESTICIJSKI SKLAD	NF1N	26 Oct 1998	no par value	160,580,300	SI 002110600 8	investment fund
7	ZVON ENA ID	ZVIR	24 Nov 2003	no par value	2,277,577	SI 002111178 4	investment fund