



MONTHLY STATISTICS
LJUBLJANA STOCK EXCHANGE
SEPTEMBER 2008
Year XIV., No. 9/08

TURNOVER

Market	Turnover (in 000 EUR)	Volume in pieces	Number of trades
Shares	74,670	1,490,849	18,719
Prime Market	53,305	676,740	11,632
Standard Market	16,293	385,634	4,067
Entry Market	5,072	428,475	3,000
Bonds	16,924	328,288	542
Investment coupons	751	679,646	390
Closed-end Funds Shares	3,537	1,386,573	2,023
Short-term securities	0	0	0
Total	95,882	3,885,356	21,674

MARKET SIZE

Market	Market capitalisation (in EURm)	Number of securities	Number of issuers
Shares	12,425	87	85
Prime Market	6,700	7	7
Standard Market	3,527	17	17
Entry Market	2,198	63	61
Bonds	6,526	89	22
Investment coupons	85	5	2
Closed-end Funds Shares	413	5	5
Total	19,449	186	108

**MONTHLY TURNOVER BY MARKETS
IN 000 EUR - SHARES**

	Regulated market		Reported block trades	Off-market trades*
	Normal trades	Block Trades		
sep.07	155,411		110,215	377,188
oct.07	146,270	4,140	90,802	862,649
nov.07	157,104	18,638		353,871
dec.07	187,975	7,488		881,279
jan.08	176,582	3,766		248,504
feb.08	95,433	4,989		151,846
mar.08	102,237	6,416		276,497
apr.08	121,102	3,630		364,763
may.08	47,609	6,722		150,773
jun.08	42,957	1,651		175,915
jul.08	43,690	7,681		94,723
aug.08	26,774	4,975		170,282
sep.08	71,739	2,931		252,188

* appreciation of off-market transactions with listed securities based on volume of off-market transaction (block trades excluded) and their monthly average prices

PRIME MARKET SHARES

	Turnover (in 000 EUR)	Number of trades	Market capitalisation EURm) (in
GORENJE	2,840	1,076	349
INTEREUROPA	562	508	154
KRKA	33,855	6,750	2,636
LUKA KOPER	2,976	1,095	607
MERCATOR	4,274	688	768
PETROL	4,057	712	888
TELEKOM SLOVENIJE	4,742	803	1,297
TOTAL	53,305	11,632	6,700

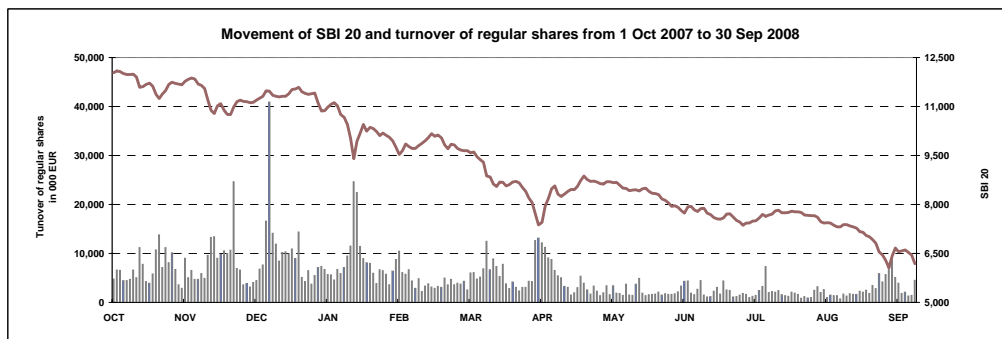
**MONTHLY TURNOVER BY MARKETS
IN 000 EUR - OTHER SECURITIES**

	Regulated market			Reported block trades	Off-market trades*
	Normal trades	Block trades	Market maker segment**		
sep.07	14,926		6,735	7,302	10,149
oct.07	7,970	235	34,349	5,725	103,106
nov.07	16,489	3,244	45,092		158,111
dec.07	20,982	15,833	9,653		62,280
jan.08	13,571	0			42,426
feb.08	12,522	5,971			1,278,971
mar.08	14,031	14,273			438,969
apr.08	15,690	58,765			204,176
may.08	14,464	3,430			103,687
jun.08	11,973	6,291			180,208
jul.08	8,934	404			159,862
aug.08	6,660	1,450			98,979
sep.08	15,303	5,910			182,701

* appreciation of off-market transactions with listed securities based on volume of off-market transaction (block and Market Maker Trading Segment trades excluded) and their monthly average prices
** special segment for trading in securities issued by Republic of Slovenia

NOMINAL RETURN

STOCK EXCHANGE INDICES	Nominal return 30 Sep 2008 / 31 aug 2008	Nominal return 30 Sep 2008 / 31 Dec 2007	Nominal return 30 Sep 2008 / 30 Sep 2007
Slovene Stock Exchange Index (SBI20)	-16.15%	-45.57%	-48.83%
Slovene Blue-Chip Index (SBI TOP)	-16.81%	-45.53%	-47.71%
Bond Index (BIO)	-0.16%	-1.07%	-0.87%



ISSUER

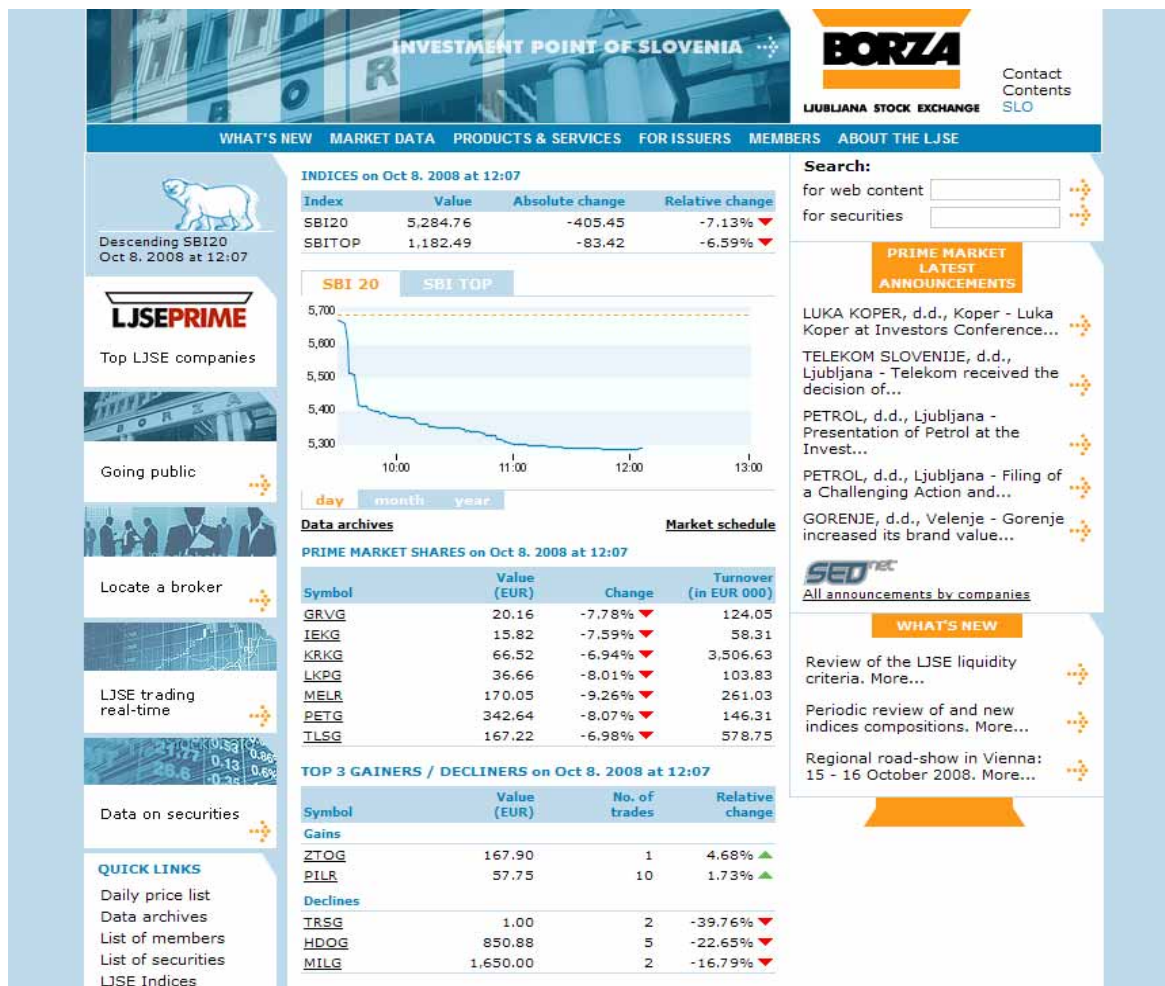
Ljubljana Stock Exchange Inc.
Slovenska 56
1000 Ljubljana

INFORMATION

E-mail:	info@ljse.si
Phone:	+386 1 47-10-211 +386 1 47-10-318
Contact persons:	Nataša Žabkar, Boštjan Šbül

STATISTICS ON WEB:

<http://www.ljse.si/cgi-bin/jve.cgi?doc=1989&sid=oW6SxKEMNaGgXs4b>



The screenshot shows the Ljubljana Stock Exchange website interface. At the top, there is a navigation bar with links for 'WHAT'S NEW', 'MARKET DATA', 'PRODUCTS & SERVICES', 'FOR ISSUERS', 'MEMBERS', and 'ABOUT THE LJSE'. The main content area is divided into several sections:

- INDICES on Oct 8, 2008 at 12:07:** A table showing the SBI20 and SBITOP indices with their values, absolute changes, and relative changes.
- SBI 20 / SBI TOP:** A line chart showing the performance of the SBI 20 index over time.
- PRIME MARKET SHARES on Oct 8, 2008 at 12:07:** A table listing the top 3 gainers and decliners, including symbols, values, changes, and turnover.
- TOP 3 GAINERS / DECLINERS on Oct 8, 2008 at 12:07:** A table listing the top 3 gainers and decliners, including symbols, values, number of trades, and relative changes.
- Search:** A search box for web content and securities.
- PRIME MARKET LATEST ANNOUNCEMENTS:** A list of recent market announcements, including news about LUKA KOPER, TELEKOM SLOVENIJE, PETROL, and GORENJE.
- WHAT'S NEW:** A section for the latest news, including a review of the LJSE liquidity criteria and a regional road-show in Vienna.

On the left side, there is a sidebar with various links and information, including 'Descending SBI20', 'LJSEPRIME', 'Top LJSE companies', 'Going public', 'Locate a broker', 'LJSE trading real-time', 'Data on securities', and 'QUICK LINKS'.

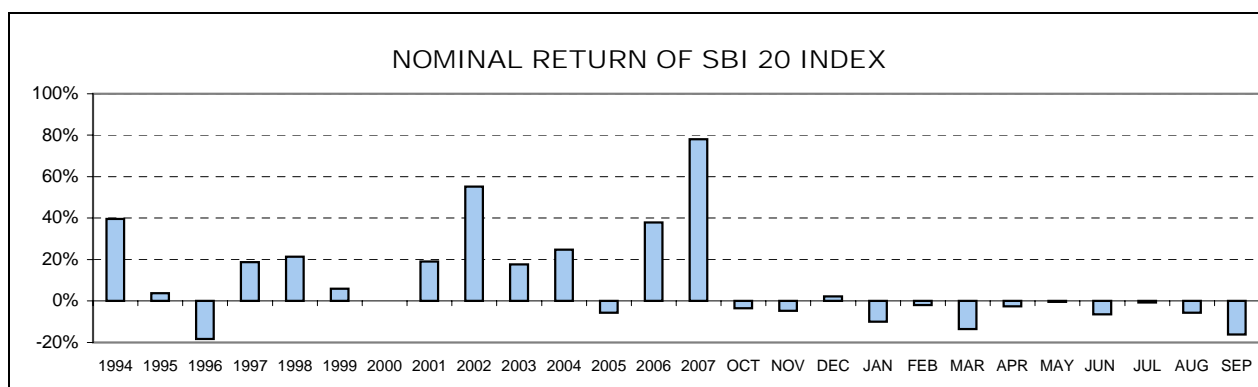
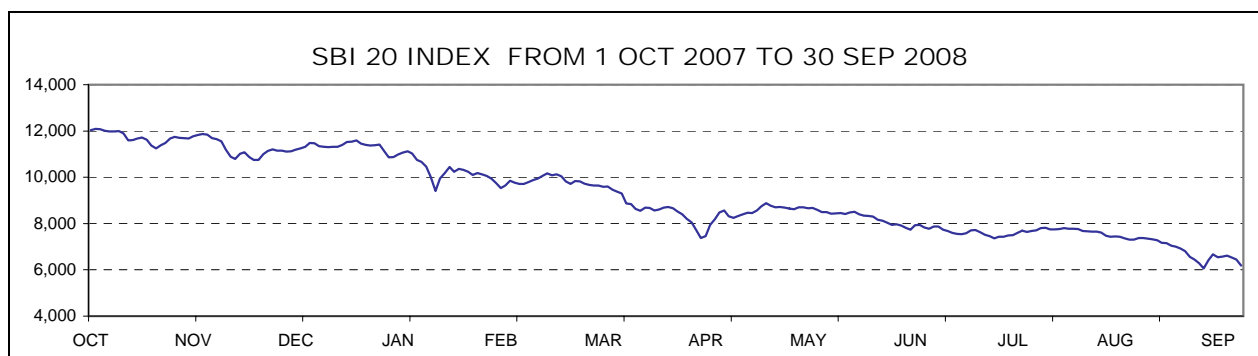
INDEX

	Page
A) STOCK EXCHANGE INDICES	1
A1) Values, yields and movements of Stock Exchange Indices	1
A2) Index compositions	3
B) NUMBER OF ISSUERS, TRADED SECURITIES AND MEMBERS	5
C) TURNOVER	6
C1) Monthly turnover by securities	6
C2) Most traded securities	11
C3) Monthly turnover by LJSE members	12
C4) Monthly turnover in 2007 and 2008	14
D) MARKET CAPITALISATION	17
D1) Market capitalisation of shares	18
D2) Market capitalisation of bonds	21
D3) Market capitalisation of investment funds	23
E) OTHER	24
E1) Indicators (shares on official market)	24
E2) Record values	25
E3) New listed securities and changes	26
F) LIST OF SECURITIES	28
F1) Shares	28
F2) Bonds	30
F3) Funds	32

A) STOCK EXCHANGE INDICES

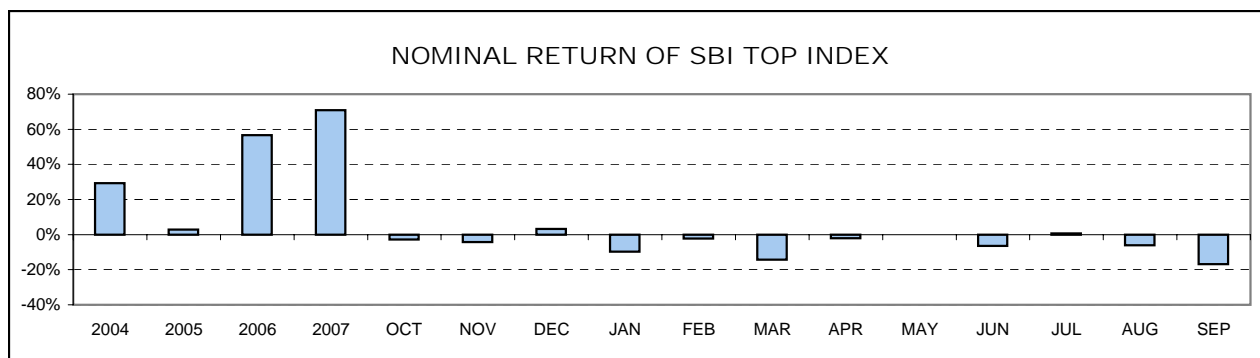
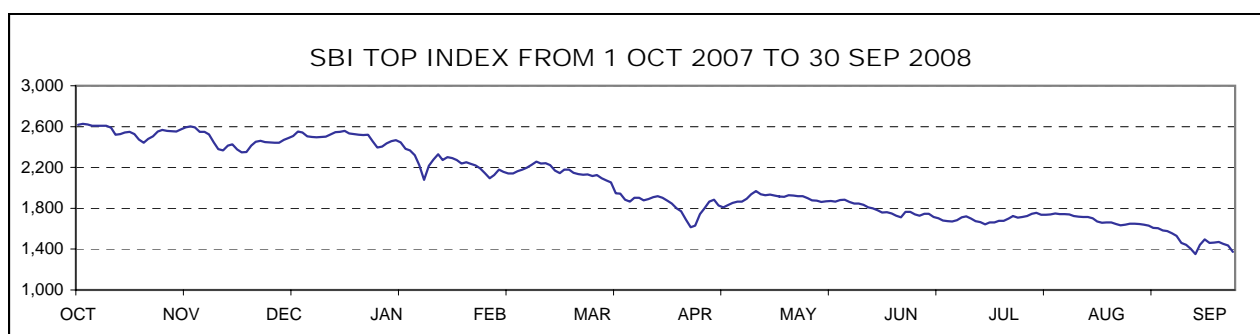
SBI 20 - SLOVENE STOCK EXCHANGE INDEX

Year	Max	Date	Min	Date	Close	Nominal return
1994	1,804.00	10 May 1994	1,015.92	6 Jan 1994	1,396.81	39.68%
1995	1,590.17	9 Nov 1995	1,016.99	13 July 1995	1,448.75	3.72%
1996	1,589.18	13 Mar 1996	891.93	10 Sept 1996	1,183.26	-18.33%
1997	1,655.36	10 Feb 1997	1,052.44	8 Jan 1997	1,404.70	18.71%
1998	2,026.47	10 Aug 1998	1,378.49	6 Jan 1998	1,705.77	21.43%
1999	1,981.87	19 Feb 1999	1,679.48	5 Jan 1999	1,806.26	5.89%
2000	1,903.66	24 Jan 2000	1,584.23	25 May 2000	1,807.94	0.09%
2001	2,159.35	19 Dec 2001	1,700.24	25 Apr 2001	2,151.59	19.01%
2002	3,547.64	8 Nov 2002	2,140.80	3 Jan 2002	3,340.20	55.24%
2003	4,034.53	5 Dec 2003	3,067.67	3 Jul 2003	3,931.64	17.71%
2004	4,935.29	15 Nov 2004	3,922.74	5 Jan 2004	4,904.48	24.74%
2005	5,131.61	1 Feb 2005	4,301.58	28 Sep 2005	4,630.10	-5.59%
2006	6,464.80	18 Dec 2006	4,427.22	29 Mar 2006	6,382.92	37.86%
2007	12,242.01	31 Aug 2007	6,551.52	3 Jan 2007	11,369.58	78.13%
First half-year 2008	11,408.00	4 Jan 2008	7,368.49	15 Apr 2008	7,877.87	-30.71%
2008	Max	Date	Min	Date	Close	Nominal return
January	11,408.00	4 Jan 2008	9,403.36	22 Jan 2008	10,240.11	-9.93%
February	10,184.01	4 Feb 2008	9,528.17	12 Feb 2008	10,040.85	-1.95%
March	9,839.26	5 Mar 2008	8,552.05	27 Mar 2008	8,677.56	-13.58%
April	8,710.31	4 Apr 2008	7,368.49	15 Apr 2008	8,451.55	-2.60%
May	8,875.66	7 May 2008	8,415.07	30 May 2008	8,415.07	-0.43%
June	8,504.40	3 Jun 2008	7,738.73	19 Jun 2008	7,877.87	-6.38%
July	7,822.90	31 Jul 2008	7,358.83	16 Jul 2008	7,822.90	-0.70%
August	7,797.49	6 Aug 2008	7,310.60	27 Aug 2008	7,380.15	-5.66%
September	7,378.75	1 Sep 2008	6,055.74	18 Sep 2008	6,188.15	-16.15%



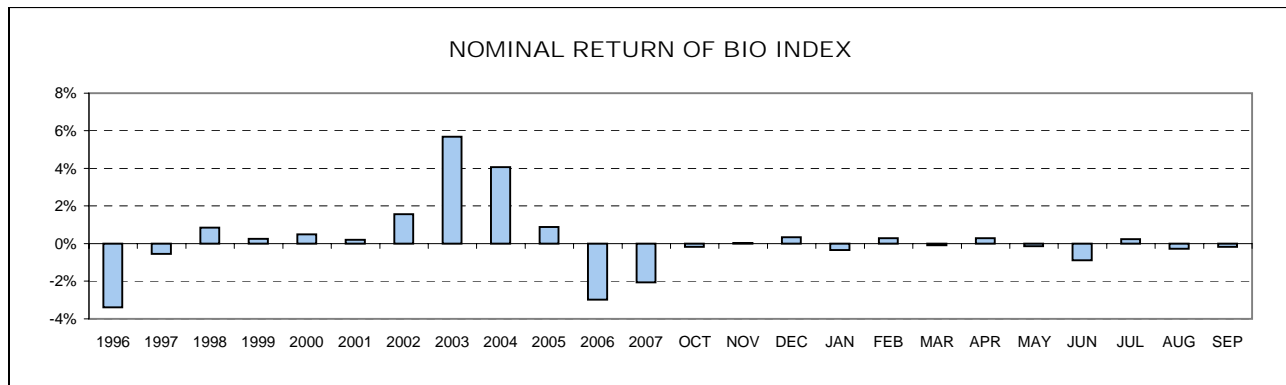
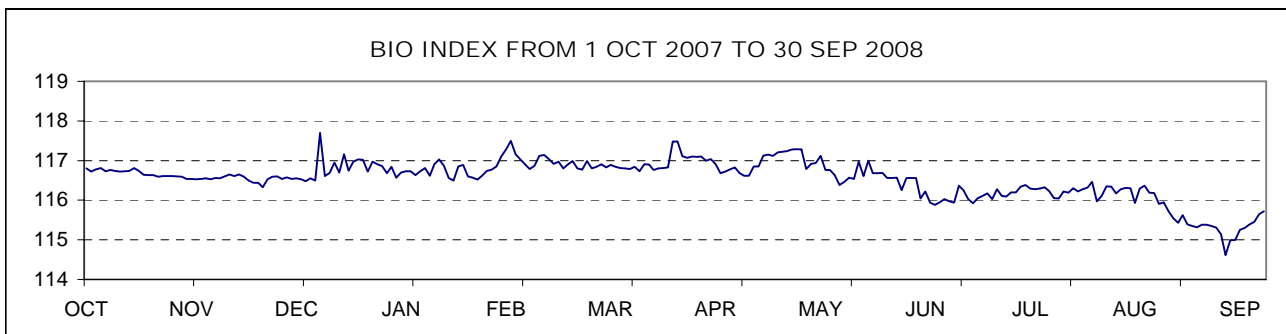
SBI TOP - SLOVENE BLUE-CHIP INDEX

Year	Max	Date	Min	Date	Close	Nominal return
2003	730.49	4 Dec 2003	534.14	8 Jul 2003	707.94	-
2004	946.60	25 Nov 2004	706.53	5 Jan 2004	915.40	29.30%
2005	960.74	8 Dec 2005	817.33	1 Jul 2005	941.02	2.80%
2006	1,506.88	18 Dec 2006	940.16	3 Jan 2006	1,473.33	56.57%
2007	2,674.69	31 Aug 2007	1,501.26	3 Jan 2007	2,518.92	70.97%
First half-year 2008	2,520.56	4 Jan 2008	1,613.99	15 Apr 2008	1,745.75	-30.69%
2008	Max	Date	Min	Date	Close	Nominal return
January	2,520.56	4 Jan 2008	2,079.02	22 Jan 2008	2,273.91	-9.73%
February	2,258.55	26 Feb 2008	2,095.28	12 Feb 2008	2,222.37	-2.27%
March	2,178.27	6 Mar 2008	1,865.64	27 Mar 2008	1,903.59	-14.34%
April	1,917.62	4 Apr 2008	1,613.99	15 Apr 2008	1,865.35	-2.01%
May	1,967.95	7 May 2008	1,862.63	27 May 2008	1,865.69	0.02%
June	1,884.05	3 Jun 2008	1,712.90	19 Jun 2008	1,745.75	-6.43%
July	1,755.94	31 Jul 2008	1,643.08	16 Jul 2008	1,755.94	0.58%
August	1,748.63	6 Aug 2008	1,632.87	27 Aug 2008	1,649.19	-6.08%
September	1,650.15	1 Sep 2008	1,351.67	18 Sep 2008	1,371.97	-16.81%



BIO - STOCK EXCHANGE BOND INDEX

Year	Max	Date	Min	Date	Close	Nominal return
1995	113.52	14 Dec 1995	100.46	5 July 1995	111.68	n.a
1996	111.96	8 Jan 1996	106.61	28 June 1996	107.89	-3.39%
1997	110.97	8 Apr 1997	104.90	29 Jan 1997	107.31	-0.54%
1998	108.22	30 Dec 1998	101.68	25 May 1998	108.22	0.85%
1999	110.52	4 Feb 1999	104.53	16 Aug 1999	108.50	0.26%
2000	109.63	15 Dec 2000	103.96	9 June 2000	109.03	0.49%
2001	110.08	17 Sept 2001	107.81	21 Mar 2001	109.25	0.20%
2002	111.06	27 Dec 2002	107.17	12 Mar 2002	110.96	1.56%
2003	118.14	21 Nov 2003	110.20	24 Jan 2003	117.27	5.69%
2004	122.27	27 Dec 2004	116.28	14 Jan 2004	122.04	4.07%
2005	123.41	7 Oct 2005	120.63	20 Jan 2005	123.11	0.88%
2006	122.78	3 Jan 2006	117.58	7 Jul 2006	119.44	-2.98%
2007	119.95	9 Jan 2007	116.16	27 Aug 2007	116.48	-2.07%
First half-year 2008	117.50	13 Feb 2008	115.88	23 Jun 2008	115.94	-0.88%
2008	Max	Date	Min	Date	Close	Nominal return
January	117.03	22 Jan 2008	116.50	25 Jan 2008	116.57	-0.34%
February	117.50	13 Feb 2008	116.52	1 Feb 2008	116.90	0.28%
March	116.99	3 Mar 2008	116.73	25 Mar 2008	116.80	-0.09%
April	117.48	3 Apr 2008	116.62	24 Apr 2008	117.13	0.28%
May	117.29	13 May 2008	116.38	26 May 2008	116.97	-0.14%
June	117.00	3 Jun 2008	115.88	23 Jun 2008	115.94	-0.88%
July	116.38	21 Jul 2008	115.92	4 Jul 2008	116.22	0.24%
August	116.46	8 Aug 2008	115.91	29 Aug 2008	115.91	-0.27%
September	115.95	1 Sep 2008	114.61	18 Oct 2008	115.72	-0.16%



A2) INDEX COMPOSITIONS

COMPOSITION OF SLOVENE STOCK EXCHANGE INDEX - SBI 20 ON 30 SEP 2008

Issuer	Trading code	Adjusted number of shares	Base value in EUR	Adjusted share	Sector	Market capitalisation (free float) of index on 30 Sep 2008	Sector share
KRKA	KRKG	7,286,261	16.25	15.00%	pharmaceuticals	542,097,818	16.45%
PETROL	PETG	1,109,564	120.41	15.00%	oil and gas	472,474,542	14.34%
TELEKOM SLOVENIJE	TLSG	1,806,046	292.70	10.83%	telecommunication	358,355,647	10.88%
SAVA	SAVA	1,027,559	83.57	10.75%	industrial conglomerates	328,243,447	11.67%
MERCATOR	MELR	1,448,477	24.46	9.02%	trade	295,518,278	10.81%
NOVA KREDITNA BANKA MARIBOR	KBMR	11,234,861	40.69	8.04%	bank	218,068,652	6.62%
GORENJE	GRVG	9,312,043	10.23	6.77%	household appliances	231,869,871	7.04%
PIVOVARNA LAŠKO	PILR	3,842,957	27.19	6.27%	food and beverages	230,193,124	8.00%
LUKA KOPER	LKPG	4,138,622	12.50	5.88%	transport	179,492,036	10.27%
INTEREUROPA	IEKG	4,747,177	21.69	3.20%	transport	92,664,895	
HELIOS, DOMŽALE	HDOG	115,888	795.68	2.92%	chemical products	129,290,447	3.92%
AERODROM LJUBLJANA	AELG	1,081,836	47.93	2.60%	transport	66,035,269	
ISTRABENZ	ITBG	930,285	14.61	1.66%	industrial conglomerates	56,319,454	
LESNINA	MILG	30,487	1,898.68	1.08%	trade	60,456,636	
ŽITO	ZTOG	185,313	213.00	0.98%	food and beverages	33,365,606	
Market capitalisation of index						3,294,445,723	
Share of market capitalisation of shares in index							26.51%

COMPOSITION OF SLOVENE BLUE-CHIP INDEX - SBI TOP ON 30 SEP 2008

Issuer	Trading code	Adjusted number of shares	Base value in EUR	Adjusted share	Sector	Market capitalisation (free float) of index on 30 Sep 2008	Sector share
KRKA	KRKG	15,859,179	16.25	30.00%	pharmaceuticals	1,179,922,918	32.77%
PETROL	PETG	1,140,809	120.41	14.17%	oil and gas	485,779,288	13.49%
TELEKOM SLOVENIJE	TLSG	1,806,046	292.70	9.95%	telecommunication	358,355,647	9.95%
SAVA	SAVA	1,027,559	238.29	9.88%	industrial conglomerates	328,243,447	9.12%
MERCATOR	MELR	1,448,477	24.46	8.29%	trade	295,518,278	8.21%
NOVA KREDITNA BANKA MARIBOR	KBMR	11,234,861	40.69	7.39%	bank	218,068,652	6.06%
GORENJE	GRVG	9,312,043	10.23	6.22%	household appliances	231,869,871	6.44%
PIVOVARNA LAŠKO	PILR	3,842,957	27.19	5.76%	food and beverages	230,193,124	6.39%
LUKA KOPER	LKPG	4,138,622	61.67	5.41%	transport	179,492,036	7.56%
INTEREUROPA	IEKG	4,747,177	26.98	2.94%	transport	92,664,895	
Market capitalisation of index						3,600,108,156	
Share of market capitalisation of shares in index							28.97%

COMPOSITION OF STOCK EXCHANGE BOND INDEX - BIO ON 30 SEP 2008 - discontinued

Bonds	Trading code	Base value	Share
SLOVENSKA ODŠKODNINSKA DRUŽBA 2n ¹ ISSUE	SOS2E	104.03	50.00%
REPUBLIKA SLOVENIJA 21s ¹ ISSUE	RS21	100	23.49%
FACTOR BANKA 12n ¹ ISSUE	FB12	96.9	10.34%
REPUBLIKA SLOVENIJA 50n ¹ ISSUE	RS50	100	9.05%
REPUBLIKA SLOVENIJA 59n ¹ ISSUE	RS59	99.05	7.12%

B) NUMBER OF ISSUERS, TRADED SECURITIES AND MEMBERS

	30 Sep 2007	31 Dec 2007	31 Aug 2008	30 Sep 2008
NUMBER OF ISSUERS	116	112	111	108
Equity market - prime market	8	8	7	7
Equity market - standard market	18	17	16	17
Equity market - entry market	65	62	62	61
Bond market	19	20	22	22
Fund market	2	2	2	2
Closed-edn fund market	7	7	7	5
Short-term securities	1	1	1	1
	30 Sep 2007	31 Dec 2007	31 Aug 2008	30 Sep 2008
NUMBER OF SECURITIES	194	188	189	187
Equity market - prime market	8	8	7	7
Equity market - standard market	18	17	16	17
Equity market - entry market	67	64	64	63
Bond market	88	89	87	89
Fund market	3	3	5	5
Closed-edn fund market	7	7	7	5
Short-term securities	4	3	2	2
	30 Sep 2007	31 Dec 2007	31 Aug 2008	30 Sep 2008
NUMBER OF MEMBERS	24	24	23	23

C1) TURNOVER BY SECURITIES IN SEPTEMBER 2008

EQUITY MARKET - PRIME MARKET

Issue	Stock trades (in EUR)	Stock trades (in USD)	Normal trades (in EUR)	Block trades (in EUR)	Share in total turnover	Share in turnover of shares	Volume in pieces	Number of bargains
Total	53,305,356	76,468,895	51,723,325	1,582,031	55.59%	71.39%	676,740	11,632
1 KRKA	33,855,492	48,595,296	32,951,700	903,792	35.31%	45.34%	427,848	6,750
2 TELEKOM SLOVENIJE	4,741,999	6,777,765	4,741,999	0	4.95%	6.35%	22,211	803
3 MERCATOR	4,273,746	6,119,620	4,128,770	144,976	4.46%	5.72%	20,276	688
4 PETROL	4,056,871	5,820,374	4,056,871	0	4.23%	5.43%	8,704	712
5 LUKA KOPER	2,975,565	4,279,895	2,648,802	326,763	3.10%	3.98%	64,564	1,095
6 GORENJE	2,839,671	4,069,716	2,633,171	206,500	2.96%	3.80%	105,184	1,076
7 INTEREUROPA	562,013	806,229	562,013	0	0.59%	0.75%	27,953	508

EQUITY MARKET - STANDARD MARKET

Issue	Stock trades (in EUR)	Stock trades (in USD)	Normal trades (in EUR)	Block trades (in EUR)	Share in total turnover	Share in turnover of shares	Volume in pieces	Number of bargains
Total	16,293,031	23,301,067	14,944,321	1,348,710	16.99%	21.82%	385,634	4,087
Common shares	16,293,031	23,301,067	14,944,321	1,348,710	16.99%	21.82%	385,634	4,087
1 ZAVAROVALNICA TRIGLAV	4,454,705	6,341,208	3,236,645	1,218,060	4.65%	5.97%	105,182	707
2 SAVA	3,214,158	4,601,791	3,214,158	0	3.35%	4.30%	9,758	580
3 POZAVAROVALNICA SAVA	2,823,035	4,041,911	2,823,035	0	2.94%	3.78%	114,018	469
4 NOVA KREDITNA BANKA MARIBOR	2,394,991	3,431,780	2,394,991	0	2.50%	3.21%	111,309	1,038
5 PIVOVARNA LAŠKO	1,042,302	1,490,867	1,042,302	0	1.09%	1.40%	16,516	253
6 AERODROM LJUBLJANA	1,037,636	1,484,146	1,037,636	0	1.08%	1.39%	15,807	625
7 ŽITO	578,452	838,302	447,802	130,650	0.60%	0.77%	2,928	82
8 ISTRABENZ	277,329	397,776	277,329	0	0.29%	0.37%	4,270	233
9 ISKRA AVTOELEKTRIKA	165,026	233,908	165,026	0	0.17%	0.22%	3,549	23
10 SALUS, LJUBLJANA	112,426	160,933	112,426	0	0.12%	0.15%	179	23
11 ETOL	110,695	159,638	110,695	0	0.12%	0.15%	627	35
12 TERME ČATEŽ	58,740	85,109	58,740	0	0.06%	0.08%	229	11
13 NIKA	11,886	16,933	11,886	0	0.01%	0.02%	849	4
14 DELO PRODAJA	11,592	16,679	11,592	0	0.01%	0.02%	410	3
15 KOMPAS MTS	59	85	59	0	0.00%	0.00%	3	1
16 MLINOTEST	0	0	0	0	0.00%	0.00%	0	0
Preferred shares	0	0	0	0	0.00%	0.00%	0	0
1 PROBANKA	0	0	0	0	0.00%	0.00%	0	0

EQUITY MARKET - ENTRY MARKET

Issue	Stock trades (in EUR)	Stock trades (in USD)	Normal trades (in EUR)	Block trades (in EUR)	Share in total turnover	Share in turnover of shares	Volume in pieces	Number of bargains
Total	5,071,802	7,316,614	5,071,802	0	5.29%	6.79%	428,475	3,000
Common shares	5,035,532	7,264,593	5,035,532	0	5.25%	6.74%	427,473	2,897
1 HELIOS, DOMŽALE	1,599,910	2,332,970	1,599,910	0	1.67%	2.14%	1,469	98
2 LESNINA	608,814	872,687	608,814	0	0.63%	0.82%	308	44
3 NFD HOLDING	481,148	691,200	481,148	0	0.50%	0.64%	75,236	354
4 AKTIVA NALOŽBE	459,786	661,131	459,786	0	0.48%	0.62%	76,631	523
5 ZVON ENA HOLDING	335,335	481,737	335,335	0	0.35%	0.45%	25,701	156
6 KD GROUP	324,073	462,725	324,073	0	0.34%	0.43%	3,463	251
7 ZVON DVA HOLDING	267,495	385,520	267,495	0	0.28%	0.36%	83,019	160
8 FINETOL	150,708	216,256	150,708	0	0.16%	0.20%	640	29
9 INFOND HOLDING	117,456	168,364	117,456	0	0.12%	0.16%	22,260	189
10 KS NALOŽBE	101,536	146,503	101,536	0	0.11%	0.14%	36,332	170
11 TRIGLAV NALOŽBE	84,343	120,652	84,343	0	0.09%	0.11%	38,289	189
12 MAKSIMA HOLDING	57,139	83,235	57,139	0	0.06%	0.08%	9,015	58
13 MEDVEŠEK PUŠNIK	55,298	79,969	55,298	0	0.06%	0.07%	2,312	14
14 ČINKARNA CELJE	48,406	69,374	48,406	0	0.05%	0.06%	419	33
15 PLAMA - PUR	35,190	49,613	35,190	0	0.04%	0.05%	1,955	7
16 JUTEKS	30,863	44,132	30,863	0	0.03%	0.04%	402	32
17 MELAMIN	28,586	40,370	28,586	0	0.03%	0.04%	1,077	8
18 CENTER NALOŽBE	28,070	40,205	28,070	0	0.03%	0.04%	3,662	174
19 VIPA HOLDING	27,763	39,996	27,763	0	0.03%	0.04%	5,888	51
20 ZLATA MONETA II	23,927	34,369	23,927	0	0.02%	0.03%	7,261	50
21 KD	23,325	33,731	23,325	0	0.02%	0.03%	33	7
22 MAKSIMA INVEST	21,510	30,924	21,510	0	0.02%	0.03%	4,111	74
23 M1	16,899	24,185	16,899	0	0.02%	0.02%	6,377	15
24 GEA	16,888	24,318	16,888	0	0.02%	0.02%	2,380	13
25 ALPETOUR POTOVALNA AGENCIJA	15,100	21,298	15,100	0	0.02%	0.02%	755	8
26 MODRA LINIJA HOLDING	12,627	18,119	12,627	0	0.01%	0.02%	1,644	30
27 HRAM HOLDING	11,248	16,199	11,248	0	0.01%	0.02%	3,624	22
28 TRDNJAVA HOLDING	11,043	15,903	11,043	0	0.01%	0.01%	4,608	22
29 MERCATA	9,798	14,110	9,798	0	0.01%	0.01%	2,170	27
30 KRONA HOLDING	5,553	8,034	5,553	0	0.01%	0.01%	2,524	11
31 TOSAMA	4,325	6,071	4,325	0	0.00%	0.01%	54	2
32 JADRAN	4,301	6,230	4,301	0	0.00%	0.01%	224	2
33 SWATY	3,360	4,919	3,360	0	0.00%	0.00%	42	2
34 ZDRAVILIŠČE ROGAŠKA	3,155	4,408	3,155	0	0.00%	0.00%	1,617	5
35 NAMA	2,589	3,680	2,589	0	0.00%	0.00%	94	1
36 MIP	2,108	3,029	2,108	0	0.00%	0.00%	850	22
37 SIVENT	1,267	1,839	1,267	0	0.00%	0.00%	574	23
38 TERME DOBRNA	1,092	1,535	1,092	0	0.00%	0.00%	156	4
39 JAVOR PIVKA	936	1,359	936	0	0.00%	0.00%	124	3
40 GRAND HOTEL UNION	852	1,237	852	0	0.00%	0.00%	66	2
41 SLOVENJALE	735	1,047	735	0	0.00%	0.00%	20	2
42 CETIS	470	678	470	0	0.00%	0.00%	6	2
43 MARINA PORTOROŽ	237	340	237	0	0.00%	0.00%	3	3
44 D NALOŽBE	101	148	101	0	0.00%	0.00%	47	2
45 INLES	90	130	90	0	0.00%	0.00%	30	2
46 DATALAB TEHNOLOGIJE	79	112	79	0	0.00%	0.00%	1	1
47 ALPOS	0	0	0	0	0.00%	0.00%	0	0
48 GORIŠKE OPEKARNE	0	0	0	0	0.00%	0.00%	0	0
49 GORENJSKI TISK	0	0	0	0	0.00%	0.00%	0	0
50 ELMO	0	0	0	0	0.00%	0.00%	0	0
51 INTERTRADE ITA	0	0	0	0	0.00%	0.00%	0	0
52 JELEN GOSTINSKO PODJETJE	0	0	0	0	0.00%	0.00%	0	0
53 LIZ INŽENIRING	0	0	0	0	0.00%	0.00%	0	0
54 MEDVEŠEK PUŠNIK DZU	0	0	0	0	0.00%	0.00%	0	0
55 MKT PRINT	0	0	0	0	0.00%	0.00%	0	0
56 NIKO	0	0	0	0	0.00%	0.00%	0	0
57 TEKSTINA	0	0	0	0	0.00%	0.00%	0	0
58 KOŠAKI TMI	0	0	0	0	0.00%	0.00%	0	0
59 TRDNJAVA I HOLDING	0	0	0	0	0.00%	0.00%	0	0
60 VELANA	0	0	0	0	0.00%	0.00%	0	0
61 ŽELEZARNA RAVNE - MONTER DRAVOGRAD	0	0	0	0	0.00%	0.00%	0	0
Preferred shares	36,271	52,020	36,271	0	0.04%	0.05%	1,002	103
1 KD GROUP	36,221	51,949	36,221	0	0.04%	0.05%	977	101
2 ZDRAVILIŠČE ROGAŠKA	50	71	50	0	0.00%	0.00%	25	2
3 PRVA GROUP	0	0	0	0	0.00%	0.00%	0	0

BOND MARKET

Issue	Stock trades (in EUR)	Stock trades (in USD)	Normal trades (in EUR)	Block trades (in EUR)	Share in total turnover	Share in turnover of bonds	Volume in pieces	Number of bargains
Total	16,924,058	24,172,855	11,014,477	5,909,580	17.65%	100.00%	328,288	542
1 SLOVENSKA ODŠKODNINSKA DRUŽBA 2 nd ISSUE	6,742,776	9,745,087	4,587,358	2,155,418	7.03%	39.84%	156,612	425
2 REPUBLIKA SLOVENIJA 56 th ISSUE	2,501,412	3,518,506	2,501,412	0	2.61%	14.78%	60,033	3
3 NLB 11 th ISSUE	1,737,526	2,506,072	90,166	1,647,360	1.81%	10.27%	1,755	8
4 REPUBLIKA SLOVENIJA 21 st ISSUE	1,574,610	2,218,365	103,030	1,471,579	1.64%	9.30%	55,724	11
5 REPUBLIKA SLOVENIJA 23 rd ISSUE	1,442,000	2,051,101	1,442,000	0	1.50%	8.52%	14,000	1
6 NLB 17 th ISSUE	1,233,203	1,723,120	749,481	483,723	1.29%	7.29%	3,051	4
7 REPUBLIKA SLOVENIJA 26 th ISSUE	1,115,900	1,589,608	964,400	151,500	1.16%	6.59%	10,954	9
8 BANKA CELJE 8 th ISSUE	101,425	143,535	101,425	0	0.11%	0.60%	1,050	2
9 REPUBLIKA SLOVENIJA 59 th ISSUE	80,561	114,516	80,561	0	0.08%	0.48%	2,007	4
10 BANKA CELJE 9 th ISSUE	80,036	113,203	80,036	0	0.08%	0.47%	200	1
11 REPUBLIKA SLOVENIJA 53 rd ISSUE	51,597	73,842	51,597	0	0.05%	0.30%	516	6
12 REPUBLIKA SLOVENIJA 38 th ISSUE	44,182	63,756	44,182	0	0.05%	0.26%	431	8
13 FACTOR BANKA 16 th ISSUE	31,500	43,892	31,500	0	0.03%	0.19%	3	1
14 REPUBLIKA SLOVENIJA 29 th ISSUE	30,285	43,928	30,285	0	0.03%	0.18%	300	4
15 REPUBLIKA SLOVENIJA 49 th ISSUE	25,452	36,340	25,452	0	0.03%	0.15%	68	4
16 NLB 13 th ISSUE	21,981	31,360	21,981	0	0.02%	0.13%	49	2
17 REPUBLIKA SLOVENIJA 39 th ISSUE	16,931	24,435	16,931	0	0.02%	0.10%	20,445	14
18 REPUBLIKA SLOVENIJA 54 th ISSUE	16,418	23,434	16,418	0	0.02%	0.10%	385	10
19 REPUBLIKA SLOVENIJA 62 nd ISSUE	14,823	21,201	14,823	0	0.02%	0.09%	370	3
20 FACTOR BANKA 21 st ISSUE	14,000	19,692	14,000	0	0.01%	0.08%	14	1
21 FACTOR BANKA 6 th ISSUE	13,429	19,320	13,429	0	0.01%	0.08%	32	4
22 REPUBLIKA SLOVENIJA 48 th ISSUE	11,048	15,800	11,048	0	0.01%	0.07%	112	5
23 REPUBLIKA SLOVENIJA 50 th ISSUE	5,820	8,449	5,820	0	0.01%	0.03%	60	2
24 FACTOR BANKA 15 th ISSUE	5,100	7,106	5,100	0	0.01%	0.03%	5	1
25 REPUBLIKA SLOVENIJA 32 nd ISSUE	4,800	6,792	4,800	0	0.01%	0.03%	48	1
26 FACTOR BANKA 20 th ISSUE	3,000	4,348	3,000	0	0.00%	0.02%	3	2
27 BANKA VIPA 7 th ISSUE	2,712	3,863	2,712	0	0.00%	0.02%	43	2
28 HOTELI BERNARDIN	1,188	1,689	1,188	0	0.00%	0.01%	14	1
29 REPUBLIKA SLOVENIJA 16 th ISSUE	301	436	301	0	0.00%	0.00%	3	2
30 REPUBLIKA SLOVENIJA 61 st ISSUE	41	58	41	0	0.00%	0.00%	1	1
31 ABANKA 6 th ISSUE	0	0	0	0	0.00%	0.00%	0	0
32 ABANKA VIPA 7 th ISSUE	0	0	0	0	0.00%	0.00%	0	0
33 ABANKA VIPA 8 th ISSUE	0	0	0	0	0.00%	0.00%	0	0
34 ABANKA VIPA 9 th ISSUE	0	0	0	0	0.00%	0.00%	0	0
35 ABANKA VIPA 10 th ISSUE	0	0	0	0	0.00%	0.00%	0	0
36 ABANKA VIPA 11 th ISSUE	0	0	0	0	0.00%	0.00%	0	0
37 ABANKA VIPA 12 th ISSUE	0	0	0	0	0.00%	0.00%	0	0
38 BANKA CELJE 10 th ISSUE	0	0	0	0	0.00%	0.00%	0	0
39 BANKA CELJE 11 th ISSUE	0	0	0	0	0.00%	0.00%	0	0
40 BANKA CELJE 7 th ISSUE	0	0	0	0	0.00%	0.00%	0	0
41 BANKA DOMŽALE 1 st ISSUE	0	0	0	0	0.00%	0.00%	0	0
42 BANKA ZASAVJE 3 rd ISSUE	0	0	0	0	0.00%	0.00%	0	0
43 CIMOS 1 st ISSUE	0	0	0	0	0.00%	0.00%	0	0
44 DEOS 1 st ISSUE	0	0	0	0	0.00%	0.00%	0	0
45 DELO PRODAJA 1 st ISSUE	0	0	0	0	0.00%	0.00%	0	0
46 DROGA KOLINSKA 1 st ISSUE	0	0	0	0	0.00%	0.00%	0	0
47 DARS	0	0	0	0	0.00%	0.00%	0	0
48 DARS 2 nd ISSUE	0	0	0	0	0.00%	0.00%	0	0
49 DARS 3 rd ISSUE	0	0	0	0	0.00%	0.00%	0	0
50 FACTOR BANKA 8 th ISSUE	0	0	0	0	0.00%	0.00%	0	0
51 FACTOR BANKA 9 th ISSUE	0	0	0	0	0.00%	0.00%	0	0
52 FACTOR BANKA 11 th ISSUE	0	0	0	0	0.00%	0.00%	0	0
53 FACTOR BANKA 12 th ISSUE	0	0	0	0	0.00%	0.00%	0	0
54 FACTOR BANKA 14 th ISSUE	0	0	0	0	0.00%	0.00%	0	0
55 FACTOR BANKA 17 th ISSUE	0	0	0	0	0.00%	0.00%	0	0
56 FACTOR BANKA 19 th ISSUE	0	0	0	0	0.00%	0.00%	0	0
57 FMR	0	0	0	0	0.00%	0.00%	0	0
58 KB1909 1 st ISSUE	0	0	0	0	0.00%	0.00%	0	0
59 NOVA KBM 5 th ISSUE	0	0	0	0	0.00%	0.00%	0	0
60 NOVA KBM 7 th ISSUE	0	0	0	0	0.00%	0.00%	0	0
61 NOVA KBM 8 th ISSUE	0	0	0	0	0.00%	0.00%	0	0
62 KD HOLDING 1 st ISSUE	0	0	0	0	0.00%	0.00%	0	0
63 KD HOLDING 2 nd ISSUE	0	0	0	0	0.00%	0.00%	0	0
64 POSLOVNI SISTEM MERCATOR	0	0	0	0	0.00%	0.00%	0	0
65 NLB 14 th ISSUE	0	0	0	0	0.00%	0.00%	0	0
66 NLB 15 th ISSUE	0	0	0	0	0.00%	0.00%	0	0
67 NLB 16 th ISSUE	0	0	0	0	0.00%	0.00%	0	0
68 NLB 18 th ISSUE	0	0	0	0	0.00%	0.00%	0	0
69 NLB 19 th ISSUE	0	0	0	0	0.00%	0.00%	0	0
70 NLB 20 th ISSUE	0	0	0	0	0.00%	0.00%	0	0
71 NLB 21 st ISSUE	0	0	0	0	0.00%	0.00%	0	0
72 NLB 22 nd ISSUE	0	0	0	0	0.00%	0.00%	0	0
73 NLB 23 rd ISSUE	0	0	0	0	0.00%	0.00%	0	0
74 NLB 24 th ISSUE	0	0	0	0	0.00%	0.00%	0	0
75 POŠTNA BANKA SLOVENIJE 6 th ISSUE	0	0	0	0	0.00%	0.00%	0	0

76	POŠTNA BANKA SLOVENIJE 7 th ISSUE	0	0	0	0	0.00%	0.00%	0	0
77	POTEZA NALOŽBE	0	0	0	0	0.00%	0.00%	0	0
78	PROBANKA 7 th ISSUE	0	0	0	0	0.00%	0.00%	0	0
79	PROBANKA 8 th ISSUE	0	0	0	0	0.00%	0.00%	0	0
80	PROBANKA 9 th ZDAJA	0	0	0	0	0.00%	0.00%	0	0
81	REPUBLIKA SLOVENIJA 33 rd ISSUE	0	0	0	0	0.00%	0.00%	0	0
82	REPUBLIKA SLOVENIJA 44 th ISSUE	0	0	0	0	0.00%	0.00%	0	0
83	REPUBLIKA SLOVENIJA 57 th ISSUE	0	0	0	0	0.00%	0.00%	0	0
84	REPUBLIKA SLOVENIJA 60 th ISSUE	0	0	0	0	0.00%	0.00%	0	0
85	REPUBLIKA SLOVENIJA 63 rd ISSUE	0	0	0	0	0.00%	0.00%	0	0
86	SIP STROJNA INDUSTRIJA 1 st ISSUE B SERIES	0	0	0	0	0.00%	0.00%	0	0
87	STANOVANJSKI SKLAD RS 1 st ISSUE	0	0	0	0	0.00%	0.00%	0	0
88	STANOVANJSKI SKLAD RS 3 rd ISSUE	0	0	0	0	0.00%	0.00%	0	0
89	BANKA VIPA 6 th ISSUE	0	0	0	0	0.00%	0.00%	0	0
90	ZAVAROVALNICA TRIGLAV 4 th ISSUE	0	0	0	0	0.00%	0.00%	0	0

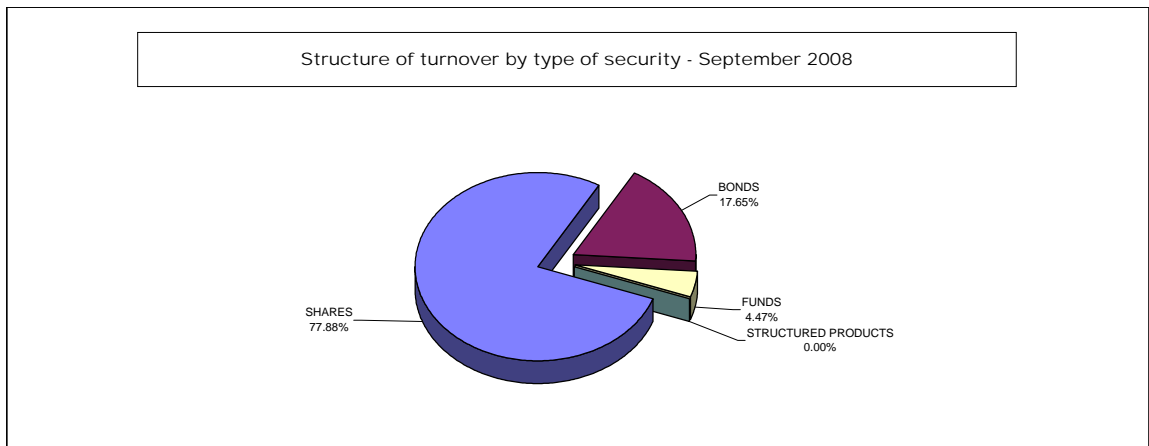
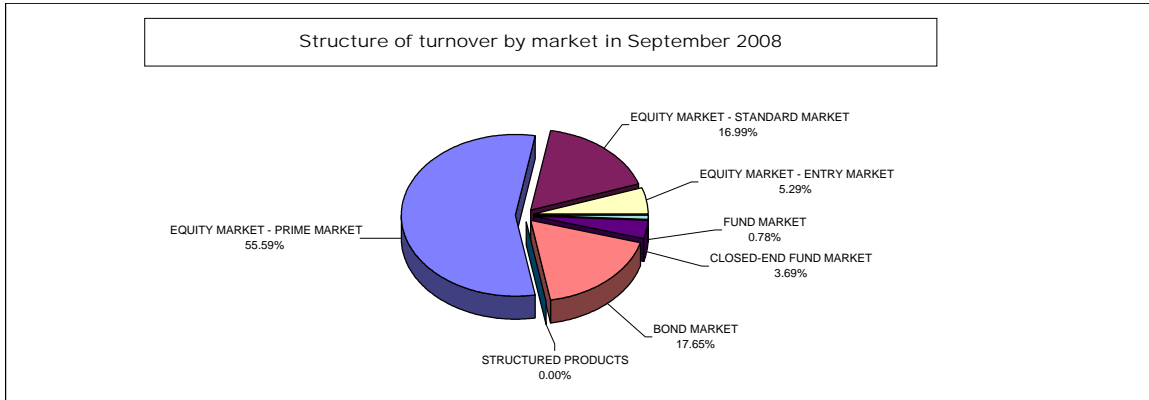
FUND MARKET

Issue	Stock trades (in EUR)	Stock trades (in USD)	Normal trades (in EUR)	Block trades (in EUR)	Share in total turnover	Share in turnover of funds	Volume in pieces	Number of bargains
Total	750,882	1,079,261	750,882	0	0.78%	17.51%	679,646	390
1 PROBANKA GLOBALNI NALOŽBENI SKLAD	439,738	633,210	439,738	0	0.46%	10.25%	630,803	174
2 MP-BALKAN.SI	271,619	388,946	271,619	0	0.28%	6.33%	7,049	179
3 INDEKSNI VZAJEMNI SKLAD PB BIOTECH INDEX	19,986	28,973	19,986	0	0.02%	0.47%	17,998	13
4 INDEKSNI VZAJEMNI SKLAD PB URANIUM INDEX	14,945	21,614	14,945	0	0.02%	0.35%	22,904	20
5 MP-EUROSTOCK.SI	4,594	6,518	4,594	0	0.00%	0.11%	892	4

CLOSED-END FUND MARKET

Issue	Stock trades (in EUR)	Stock trades (in USD)	Normal trades (in EUR)	Block trades (in EUR)	Share in total turnover	Share in turnover of funds	Volume in pieces	Number of bargains
Total	3,537,323	5,063,952	3,537,323	0	3.69%	82.49%	1,386,573	2,023
1 NFD 1 DELNIŠKI INVESTICIJSKI SKLAD	1,909,062	2,732,715	1,909,062	0	1.99%	44.52%	1,206,871	619
2 INFOND ID	687,173	978,321	687,173	0	0.72%	16.02%	62,004	255
3 KD ID	419,069	601,431	419,069	0	0.44%	9.77%	54,964	586
4 KRONA SENIOR ID	261,442	377,877	261,442	0	0.27%	6.10%	33,978	154
5 ZVON ENA ID	179,447	257,378	179,447	0	0.19%	4.18%	14,544	185
6 INFOND ID 1	81,131	116,230	81,131	0	0.08%	1.89%	14,212	224
7 MAKSIMA ID	0	0	0	0	0.00%	0.00%	0	0

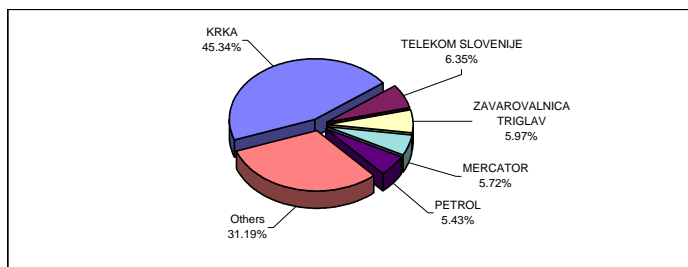
Shares total	74,670,189	107,086,576	71,739,448	2,930,741	77.88%	100.00%	1,490,849	18,719
Funds total	4,288,205	6,143,213	4,288,205	0	4.47%	100.00%	2,066,219	2,413
Bonds total	16,924,058	24,172,855	11,014,477	5,909,580	17.65%	100.00%	328,288	542
Structured products	0	0	0	0	0.00%	-	0	0
Total turnover	95,882,452	137,402,643	87,042,131	8,840,321	100.00%	100.00%	3,885,356	21,674



C2) MOST TRADED SECURITIES IN SEPTEMBER 2008

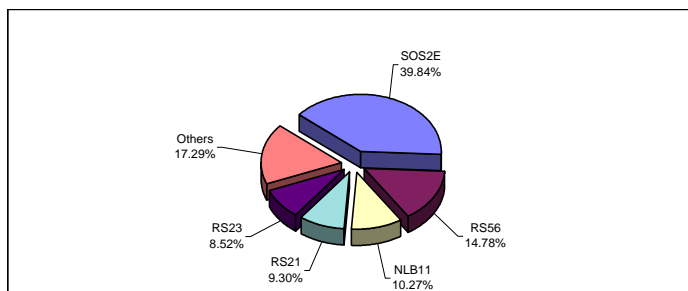
MOST TRADED SHARES

Issuer	Turnover (in 000 EUR) - order book trades only	Number of bargains - order book trades only	Market capitalisation as of 30 Sep 2008 (in EURm)
KRKA	33,855	6,750	2,636
TELEKOM SLOVENIJE	4,742	803	1,297
ZAVAROVALNICA TRIGLAV	4,455	707	830
MERCATOR	4,274	688	768
PETROL	4,057	712	888
Others	23,287	9,059	6,006
Total	74,670	18,719	12,425



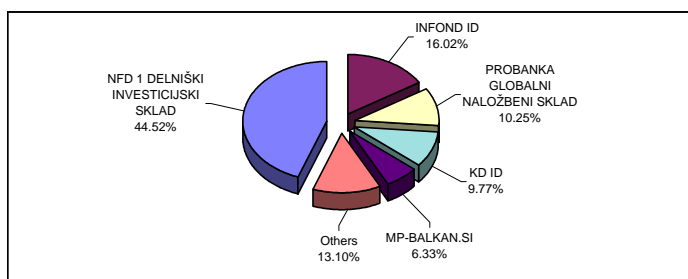
MOST TRADED BONDS

Issuer	Turnover (in 000 EUR) - order book trades only	Number of bargains - order book trades only	Market capitalisation as of 30 Sep 2008 (in EURm)
SLOVENSKA ODŠKODNINSKA DRUŽBA 2 nd ISSUE	6,743	425	607
REPUBLIKA SLOVENIJA 56 th ISSUE	2,501	3	202
NLB 11 th ISSUE	1,738	8	26
REPUBLIKA SLOVENIJA 21 st ISSUE	1,575	11	31
REPUBLIKA SLOVENIJA 23 rd ISSUE	1,442	1	41
Others	2,926	94	5,619
Total	16,924	542	6,526



MOST TRADED INVESTMENT FUNDS

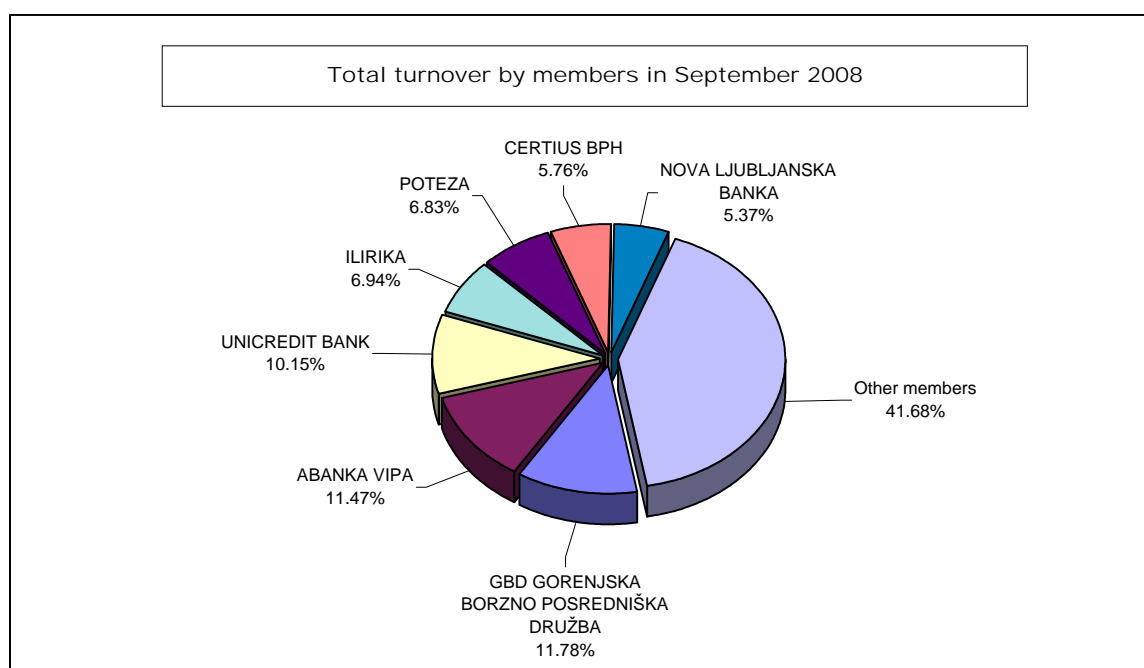
INVESTMENT FUNDS	Turnover (in 000 EUR) - order book trades only	Number of bargains - order book trades only	Market capitalisation as of 30 Sep 2008 (in EURm)
NFD 1 DELNIŠKI INVESTICIJSKI SKLAD	1,909	619	242
INFOND ID	687	255	izključen
PROBANKA GLOBALNI NALOŽBENI SKLAD	440	174	63
KD ID	419	586	66
MP-BALKAN.SI	272	179	15
Others	562	600	112
Total	4,288	2,413	498



C3) MONTHLY TURNOVER BY LJSE MEMBERS

TURNOVER BY MEMBERS BY TYPE OF TRADE IN SEPTEMBER 2008

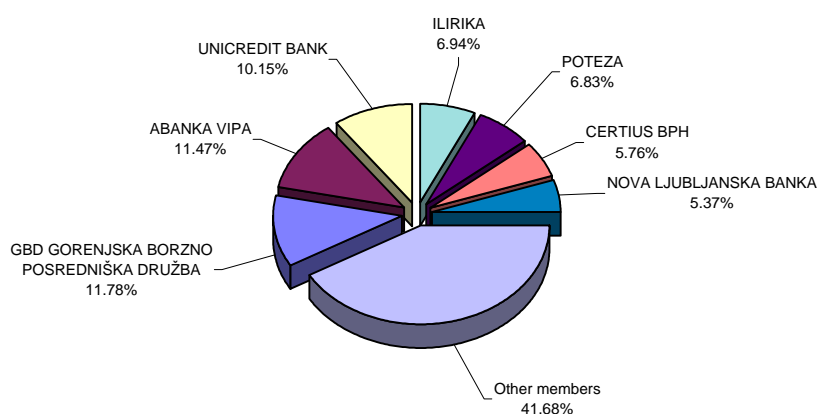
Member	Normal trades (in EUR)	Block trades (in EUR)	Total via BTS (in EUR)	Share in turnover
1 GBD GORENJSKA BORZNO POSREDNIŠKA DRUŽBA	22,596,844		22,596,844	11.78%
2 ABANKA VIPA	19,052,533	2,943,159	21,995,692	11.47%
3 UNICREDIT BANK	14,810,175	4,659,694	19,469,869	10.15%
4 ILIRIKA	12,278,059	1,031,280	13,309,339	6.94%
5 POTEZA	13,106,678		13,106,678	6.83%
6 CERTIUS BPH	11,051,748		11,051,748	5.76%
7 NOVA LJUBLJANSKA BANKA	10,301,912		10,301,912	5.37%
8 HYPO ALPE-ADRIA-BANK	7,225,714	1,762,770	8,988,484	4.69%
9 SKB BANKA	8,262,375	690,223	8,952,598	4.67%
10 ARGONOS BPH	8,694,142	130,650	8,824,792	4.60%
11 MP BPH	8,043,180		8,043,180	4.19%
12 FACTOR BANKA	5,323,921	1,368,783	6,692,704	3.49%
13 PERSPEKTIVA BPD	2,977,942	3,058,139	6,036,081	3.15%
14 RAIFFEISEN BANKA	5,609,475		5,609,475	2.93%
15 PFCI	5,254,811		5,254,811	2.74%
16 PUBLIKUM	3,078,303	1,457,526	4,535,829	2.37%
17 PROBANKA	3,637,993	232,940	3,870,933	2.02%
18 NOVA KBM	3,578,331		3,578,331	1.87%
19 KD BPD	3,035,843	345,479	3,381,321	1.76%
20 DEŽELNA BANKA SLOVENIJE	3,248,584		3,248,584	1.69%
21 MOJA DELNICA BPH	1,671,537		1,671,537	0.87%
22 BANKA KOPER	1,155,741		1,155,741	0.60%
23 GORENJSKA BANKA	88,421		88,421	0.05%
TOTAL	174,084,261	17,680,642	191,764,903	100.00%



TURNOVER BY MEMBERS BY TYPE OF SECURITY IN SEPTEMBER 2008

Member	Shares	Bonds	Funds	Total (in EUR)	Share in turnover
1 GBD GORENJSKA BORZNO POSREDNIŠKA DRUŽBA	14,692,000	5,764,976	2,139,869	22,596,844	11.78%
2 ABANKA VIPA	14,251,457	6,667,339	1,076,897	21,995,692	11.47%
3 UNICREDIT BANK	15,858,729	3,590,533	20,608	19,469,869	10.15%
4 ILIRIKA	11,077,505	1,815,342	416,492	13,309,339	6.94%
5 POTEZA	9,178,749	2,510,796	1,417,132	13,106,678	6.83%
6 CERTIUS BPH	8,979,881	1,676,402	395,464	11,051,748	5.76%
7 NOVA LJUBLJANSKA BANKA	8,596,459	1,138,301	567,152	10,301,912	5.37%
8 HYPO ALPE-ADRIA-BANK	8,939,860	21,571	27,053	8,988,484	4.69%
9 SKB BANKA	7,557,538	1,366,958	28,102	8,952,598	4.67%
10 ARGONOS BPH	8,387,027	19,058	418,707	8,824,792	4.60%
11 MP BPH	7,549,715	237,109	256,356	8,043,180	4.19%
12 FACTOR BANKA	3,223,129	3,272,434	197,142	6,692,704	3.49%
13 PERSPEKTIVA BPD	2,421,337	3,579,146	35,598	6,036,081	3.15%
14 RAIFFEISEN BANKA	5,540,880	42,463	26,132	5,609,475	2.93%
15 PFCI	4,867,869	87,748	299,194	5,254,811	2.74%
16 PUBLIKUM	4,508,397	16,024	11,408	4,535,829	2.37%
17 PROBANKA	2,472,968	878,986	518,980	3,870,933	2.02%
18 NOVA KBM	2,537,914	707,340	333,077	3,578,331	1.87%
19 KD BPD	2,941,798	354,237	85,286	3,381,321	1.76%
20 DEŽELNA BANKA SLOVENIJE	3,075,322	730	172,532	3,248,584	1.69%
21 MOJA DELNICA BPH	1,544,725	47,737	79,076	1,671,537	0.87%
22 BANKA KOPER	1,061,516	43,650	50,576	1,155,741	0.60%
23 GORENJSKA BANKA	75,604	9,238	3,579	88,421	0.05%
TOTAL	149,340,378	33,848,115	8,576,410	191,764,903	100.00%

Total turnover by members in September 2008



C5) TURNOVER IN YEARS 2007 AND 2008

MONTHLY TURNOVER ON OFFICIAL AND SEMI-OFFICIAL MARKET

Year 2007	Number of trading days	Turnover via BTS (in EUR)			Number of trades via BTS	
		per year	average per day	average per trade	per year	average per day
September	20	170,336,792	8,516,840	7,557	22,540	1,127
October	22	169,935,944	7,724,361	7,813	21,751	989
November	21	195,474,830	9,308,325	1,000	195,475	9,308
December	18	232,277,692	12,904,316	7,599	30,566	1,698
TOTAL	246	2,226,900,747			454,188	
Average 2007	21	185,575,062	9,066,677	7,247	37,849	1,836
Year 2008						
January	21	193,919,088	9,234,242	5,938	32,658	1,555
February	20	118,914,771	5,945,739	5,328	22,317	1,116
March	19	136,958,456	7,208,340	5,721	23,941	1,260
April	22	199,185,935	9,053,906	6,764	29,448	1,339
May	20	72,224,108	3,611,205	4,366	16,542	827
June	20	62,871,847	3,143,592	4,348	14,461	723
July	23	60,709,246	2,639,532	4,274	14,205	618
August	20	39,858,972	1,992,949	3,700	10,774	539
September	22	95,882,452	4,358,293	4,424	21,674	985
TOTAL	187	980,524,876			186,020	
Average 2007	21	108,947,208	5,243,089	4,985	20,669	996

TURNOVER BY SECURITIES ON ALL MARKETS OF LJUBLJANA STOCK EXCHANGE IN YEARS 1998 - 2008

Total turnover and number of bargains

Year	Number of trading days	Turnover via BTS (in EUR)			Number of trades via BTS	
		per year	average per day	average per trade	per year	average per day
2008	187	980,524,876	5,243,089	4,985	186,020	996
2007	246	2,226,900,747	9,052,442	4,903	454,188	1,846
2006	247	996,477,198	4,034,321	4,353	228,941	927
2005	250	579,204,722	2,316,819	2,263	255,908	1,024
2004	255	837,861,029	3,285,730	2,382	351,760	1,379
2003	249	700,844,661	2,814,637	2,058	340,582	1,368
2002	247	1,156,611,591	4,682,638	2,563	451,250	1,827
2001	247	707,615,828	2,864,841	2,221	318,645	1,290
2000	249	1,174,224,149	4,715,760	2,971	395,284	1,587
1999	254	1,397,785,135	5,503,091	3,134	445,966	1,756
1998	252	2,259,292,124	8,965,445	9,531	237,049	941

MONTHLY TURNOVER WITH REGULAR TRADES

Year 2007	Number of	Turnover (in EUR)		average	Number of trades	
Month	trading days	per month	average per day	per trade	per month	average per day
September	20	170,336,787	8,516,839	7,557	22,540	1,127
October	22	165,560,244	7,525,466	7,614	21,745	988
November	21	173,592,488	8,266,309	7,170	24,211	1,153
December	18	208,957,390	11,608,744	6,840	30,550	1,697
TOTAL	225	1,995,235,033			258,595	
Average 2007	20	181,385,003	8,872,073	7,698	23,509	1,156
Year 2008						
January	21	190,153,012	9,054,905	5,824	32,650	1,555
February	20	107,955,016	5,397,751	4,839	22,309	1,115
March	19	116,268,566	6,119,398	4,862	23,912	1,259
April	22	136,791,273	6,217,785	4,651	29,414	1,337
May	20	62,071,429	3,103,571	3,755	16,529	826
June	20	54,930,016	2,746,501	3,801	14,452	723
July	23	52,624,494	2,288,021	3,707	14,195	617
August	20	33,433,573	1,671,679	3,108	10,756	538
September	22	87,042,131	3,956,461	4,021	21,649	984
TOTAL	187	841,269,510			185,866	
Average 2008	21	93,474,390	4,506,230	4,285	20,652	995

*special segment for trading in securities issued by Republic of Slovenia.

MONTHLY TURNOVER WITH BLOCK TRADES

Year 2007	Number of	Turnover (in EUR)		average	Number of trades	
Month	trading days	per month	average per day	per trade	per month	average per day
September	20	117,516,598	5,875,830	1,487,552	79	4
October	22	100,902,748	4,586,489	2,018,055	50	2
November	21	21,882,342	1,042,016	1,458,823	15	1
December	18	23,320,302	1,295,572	1,457,519	16	1
TOTAL	246	1,201,565,674			1,051	
Average 2007	21	100,130,473	4,834,047	1,244,168	88	4
Year 2008						
January	21	3,766,076	179,337	470,760	8	0
February	20	10,959,756	547,988	1,369,970	8	0
March	19	20,689,890	1,088,942	713,444	29	2
April	22	62,394,662	2,836,121	1,835,137	34	2
May	20	10,152,679	507,634	780,975	13	1
June	20	7,941,831	397,092	882,426	9	0
July	23	8,084,752	351,511	808,475	10	0
August	20	6,425,399	321,270	356,967	18	1
September	22	8,840,321	401,833	353,613	25	1
TOTAL	187	139,255,367			154	
Average 2008	21	15,472,819	736,859	841,307	17	1

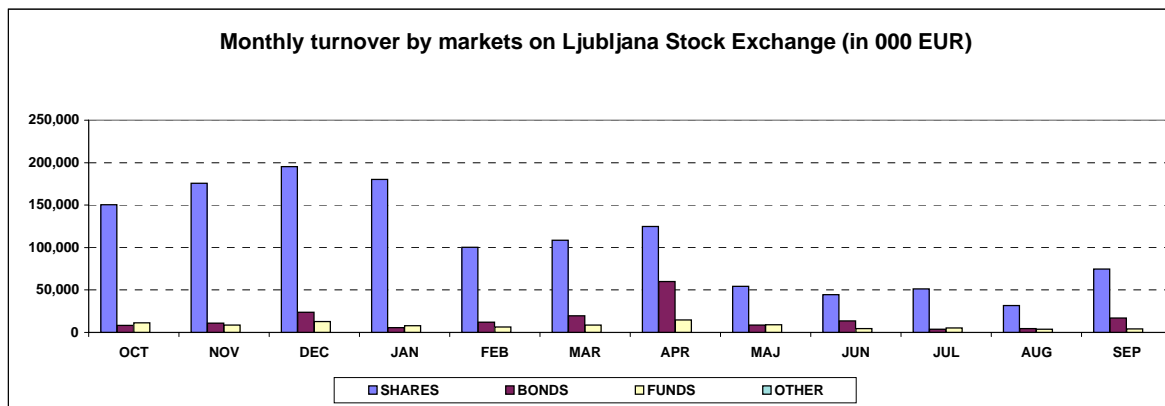
MONTHLY TURNOVER VIA BTS BY MARKETS ON LJUBLJANA STOCK EXCHANGE (In EUR)

	Equity market			Bond market	Fund market	Closed-end fund market	Structured products - short-term securities	TOTAL	MoM Index
	Prime market	Standard market	Entry market						
YEAR 2007									
September	119,395,007	26,915,228	9,100,865	6,790,388	1,569,264	6,566,040	0	170,336,792	71
October	116,762,231	23,798,018	9,850,095	8,204,901	2,392,438	8,928,260	0	169,935,944	100
November	140,359,242	27,914,915	7,467,433	11,010,399	1,933,576	6,789,265	0	195,474,830	115
December	86,094,530	97,481,053	11,887,542	23,919,102	2,216,914	10,678,550	0	232,277,692	119
Total 2007	1,382,036,817	451,963,159	117,976,560	107,789,930	54,344,048	112,771,185	19,048	2,226,900,709	
YEAR 2008									
January	121,560,624	51,408,613	7,378,543	5,467,741	1,392,848	6,710,719	0	193,919,088	83
February	66,784,031	29,315,276	4,323,196	11,995,411	2,116,330	4,380,526	0	118,914,771	61
March	81,011,466	21,336,592	6,305,504	19,573,088	1,016,311	7,715,495	0	136,958,456	115
April	99,772,084	17,743,347	7,215,980	59,831,587	4,147,170	10,475,767	0	199,185,935	145
May	35,696,836	12,052,933	6,580,296	8,663,524	1,031,189	8,199,330	0	72,224,108	36
June	27,321,869	12,341,195	4,945,353	13,758,477	450,444	4,054,509	0	62,871,847	87
July	33,336,260	14,076,854	3,958,377	3,954,637	424,843	4,958,275	0	60,709,246	97
August	22,056,966	6,975,976	2,715,545	4,473,610	456,255	3,180,620	0	39,858,972	66
September	53,305,356	16,293,031	5,071,802	16,924,058	750,882	3,537,323	0	95,882,452	241
Total 2008	540,845,493	181,543,818	48,494,597	144,642,133	11,786,272	53,212,563	0	980,524,876	

MONTHLY TURNOVER BY SECURITIES ON LJUBLJANA STOCK EXCHANGE (In EUR)

	Shares	Bonds	Funds	Other	TOTAL	MoM Index
YEAR 2007						
September	155,411,100	6,790,388	8,135,304	0	170,336,792	71
October	150,410,344	8,204,901	11,320,699	0	169,935,944	100
November	175,741,589	11,010,399	8,722,842	0	195,474,830	115
December	195,463,126	23,919,102	12,895,464	0	232,277,692	119
Total 2007	1,951,976,536	107,789,930	167,115,234	19,048	2,226,900,709	
YEAR 2008						
January	180,347,780	5,467,741	8,103,567	0	193,919,088	83
February	100,422,504	11,995,411	6,496,857	0	118,914,771	61
March	108,653,562	19,573,088	8,731,806	0	136,958,456	115
April	124,731,412	59,831,587	14,622,937	0	199,185,935	145
May	54,330,065	8,663,524	9,230,519	0	72,224,108	36
June	44,608,417	13,758,477	4,504,953	0	62,871,847	87
July	51,371,491	3,954,637	5,383,118	0	60,709,246	97
August	31,748,488	4,473,610	3,636,874	0	39,858,972	66
September	74,670,189	16,924,058	4,288,205	0	95,882,452	241
Total 2008	770,883,908	144,642,133	64,998,835	0	980,524,876	

Monthly turnover by markets on Ljubljana Stock Exchange (in 000 EUR)



D) MARKET CAPITALISATION

	30 Sep 2007	31 Dec 2007	31 Aug 2008	30 Sep 2008	Index 30 Sep 2008 / 31 Aug 2008	Index 30 Sep 2008 / 31 Dec 2007	Index 30 Sep 2008 / 30 Sep 2007	Share
EQUITY MARKET	19,524,969,819	19,740,120,309	13,613,547,268	12,424,948,416	91	63	64	63.88%
PRIME MARKET	12,816,829,560	12,312,426,558	7,913,246,681	6,699,852,618	85	54	52	34.45%
STANDARD MARKET	3,793,463,023	4,569,259,690	3,331,592,329	3,527,362,778	106	77	93	18.14%
ENTRY MARKET	2,914,677,236	2,858,434,061	2,368,708,257	2,197,733,021	93	77	75	11.30%
Banks	17,473,964	996,407,073	599,943,129	468,437,679	78	47	2681	3.77%
Companies	19,507,495,856	18,743,713,236	12,756,134,866	10,919,351,563	86	58	56	87.88%
Insurance companies			257,469,273	1,037,159,174	403			8.35%
BOND MARKET	5,915,078,382	5,940,804,540	6,367,767,623	6,526,151,834	102	110	110	33.55%
State	4,629,353,152	4,618,037,497	4,988,229,214	5,028,425,238	101	109	109	77.05%
Banks	923,402,083	955,103,323	985,713,819	1,062,527,013	108	111	115	16.28%
Companies	329,713,146	335,053,720	361,214,590	402,589,582	111	120	122	6.17%
Insurance companies	32,610,000	32,610,000	32,610,000	32,610,000	100	100	100	0.50%
FUND MARKET	175,703,116	161,918,345	100,211,630	85,269,396	85	53	49	0.44%
CLOSED-END FUND MARKET	989,841,577	1,021,572,525	679,373,042	412,903,168	61	40	42	2.12%
TOTAL	26,605,592,894	26,864,415,718	20,760,899,563	19,449,272,813	94	72	73	100.00%

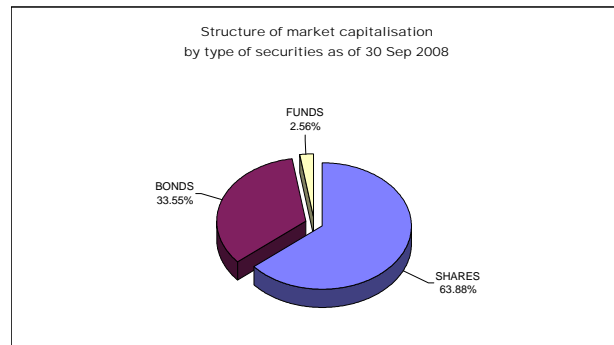
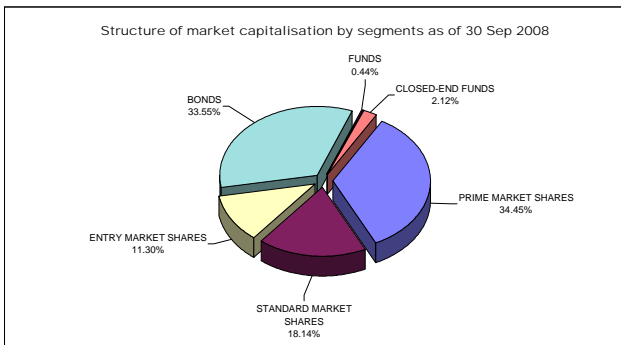
SHARES	19,524,969,819	19,740,120,309	13,613,547,268	12,424,948,416	91	63	70	-
---------------	----------------	----------------	----------------	----------------	----	----	----	---

BONDS	5,915,078,382	5,940,804,540	6,367,767,623	6,526,151,834	102	110	108	-
--------------	---------------	---------------	---------------	---------------	-----	-----	-----	---

FUNDS	1,165,544,693	1,183,490,869	779,584,672	498,172,563	64	42	67	-
--------------	---------------	---------------	-------------	-------------	----	----	----	---

On 30 Sep 2008, the total market capitalisation of all shares traded, without investment funds, on the Ljubljana Stock Exchange corresponded to 37.0 % of GDP in 2007 - EUR 33,542 million (as reported by Statistical office of the Republic of Slovenia).

1EUR=1.4179 USD as of 30 Sep 2007 | 1EUR=1.4692 USD as of 31 Dec 2007 | 1EUR=1.4735 USD as of 31 Aug 2008 | 1EUR=1.4303 USD as of 30 Sep 2008



MARKET CAPITALISATION OF SHARES - PRIME MARKET

Issue	Number of shares traded	Number of issued shares	Share of traded shares	Price as of 30 Sep 2008	Market capitalisation as of 30 Sep 2008 (in EUR)	Market capitalisation as of 30 Sep 2008 (in USD)
1 KRKA	35,426,120	35,426,120	100.00%	74.40 EUR	2,635,703,328	3,769,846,470
2 TELEKOM SLOVENIJE	6,535,478	6,535,478	100.00%	198.42 EUR	1,296,769,545	1,854,769,480
3 PETROL	2,086,301	2,086,301	100.00%	425.82 EUR	888,388,692	1,270,662,346
4 MERCATOR	3,765,361	3,765,361	100.00%	204.02 EUR	768,208,951	1,098,769,263
5 LUKA KOPER	14,000,000	14,000,000	100.00%	43.37 EUR	607,180,000	868,449,554
6 GORENJE	14,030,000	14,030,000	100.00%	24.90 EUR	349,347,000	499,671,014
7 INTEREUROPA	7,902,413	7,902,413	100.00%	19.52 EUR	154,255,102	220,631,072
TOTAL					6,699,852,618	9,582,799,199

MARKET CAPITALISATION OF SHARES - STANDARD MARKET

Issue	Number of shares traded	Number of issued shares	Share of traded shares	Price as of 30 Sep 2008	Market capitalisation as of 30 Sep 2008 (in EUR)	Market capitalisation as of 30 Sep 2008 (in USD)
COMMON SHARES					3,512,303,568	9,477,534,384
1 ZAVAROVALNICA TRIGLAV	22,735,148	22,735,148	100.00%	36.51 EUR	830,060,253	1,187,235,181
2 SAVA	2,006,987	2,006,987	100.00%	319.44 EUR	641,111,927	916,982,390
3 PIVOVARNA LAŠKO	8,581,972	8,581,972	100.00%	59.90 EUR	514,060,123	735,260,194
4 NOVA KREDITNA BANKA MARIBOR	23,357,984	23,357,984	100.00%	19.41 EUR	453,378,469	648,467,225
5 ISTRABENZ	5,180,000	5,180,000	100.00%	60.54 EUR	313,597,200	448,538,075
6 POZAVAROVALNICA SAVA	9,362,519	9,362,519	100.00%	22.12 EUR	207,098,920	296,213,586
7 TERME ČATEŽ	497,022	497,022	100.00%	250.00 EUR	124,255,500	177,722,642
8 AERODROM LJUBLJANA	1,936,229	1,936,229	100.00%	61.04 EUR	118,187,418	4,410,419,291
9 SALUS, LJUBLJANA	134,980	134,980	100.00%	600.00 EUR	80,988,000	328,347,901
10 ISKRA AVTOELEKTRIKA	1,608,313	1,608,313	100.00%	46.90 EUR	75,429,880	107,887,357
11 ŽITO	355,792	355,792	100.00%	180.05 EUR	64,060,350	91,625,518
12 ETOL	254,619	254,619	100.00%	185.60 EUR	47,257,286	67,592,097
13 DELO PRODAJA	593,549	593,549	100.00%	28.00 EUR	16,619,372	23,770,688
14 MLINOTEST	2,389,177	2,389,177	100.00%	5.00 EUR	11,945,885	17,086,199
15 KOMPAS MTS	594,601	594,601	100.00%	19.50 EUR	11,594,720	16,583,927
16 NIKA	189,876	189,876	100.00%	14.00 EUR	2,658,264	3,802,115
PREFERRED SHARES					15,059,210	21,539,188
1 PROBANKA	396,295	400,000	99.07%	38.00 EUR	15,059,210	21,539,188
TOTAL					3,527,362,778	9,499,073,572

EXCHANGE RATE 1 EUR= 1.4303 USD as of 30 Sep 2008

MARKET CAPITALISATION OF SHARES - ENTRY MARKET

	Issue	Number of shares traded	Number of issued shares	Share of traded shares	Price as of 30 Sep 2008	Market capitalisation as of 30 Sep 2008 (in EUR)	Market capitalisation as of 30 Sep 2008 (in USD)
	COMMON SHARES					2,178,419,033	3,115,792,743
1	HELIOS, DOMŽALE	278,446	278,446	100.00%	1,115.65 EUR	310,648,280	444,320,235
2	KD GROUP	2,675,640	2,675,640	100.00%	80.00 EUR	214,051,200	306,157,431
3	NFD HOLDING	33,727,196	33,727,196	100.00%	5.87 EUR	197,978,641	283,168,850
4	LESNINA	76,495	76,495	100.00%	1,983.03 EUR	151,691,880	216,964,896
5	ZVON ENA HOLDING	12,431,743	12,431,743	100.00%	11.46 EUR	142,467,775	203,771,658
6	KD	186,436	186,436	100.00%	699.00 EUR	130,318,764	186,394,928
7	AKTIVA NALOŽBE	16,328,251	16,328,251	100.00%	6.00 EUR	97,969,506	140,125,784
8	CINKARNA CELJE	814,626	814,626	100.00%	119.00 EUR	96,940,494	138,653,989
9	INFOND HOLDING	16,833,414	16,833,414	100.00%	4.94 EUR	83,157,065	118,939,550
10	FINETOL	254,619	254,619	100.00%	239.90 EUR	61,083,098	87,367,155
11	JUTEKS	641,432	641,432	100.00%	77.00 EUR	49,390,264	70,642,895
12	ZVON DVA HOLDING	14,120,934	14,120,934	100.00%	3.01 EUR	42,504,011	60,793,487
13	MAKSIMA HOLDING	6,399,850	6,399,850	100.00%	6.10 EUR	39,039,085	55,837,603
14	MAKSIMA INVEST	7,451,949	7,451,949	100.00%	5.20 EUR	38,750,135	55,424,318
15	VIPA HOLDING	7,347,565	7,347,565	100.00%	4.53 EUR	33,284,469	47,606,777
16	MARINA PORTOROŽ	313,932	313,932	100.00%	92.90 EUR	29,164,283	41,713,674
17	CENTER NALOŽBE	3,777,004	3,777,004	100.00%	7.40 EUR	27,949,830	39,976,641
18	ZLATA MONETA II	8,232,861	8,232,861	100.00%	3.31 EUR	27,250,770	38,976,776
19	NAMA	953,795	953,795	100.00%	27.54 EUR	26,267,514	37,570,426
20	GRAND HOTEL UNION	1,814,613	1,814,613	100.00%	12.91 EUR	23,426,654	33,507,143
21	TOSAMA	290,000	290,000	100.00%	80.05 EUR	23,214,500	33,203,699
22	SWATY	288,940	288,940	100.00%	80.00 EUR	23,115,200	33,061,671
23	TRIGLAV NALOŽBE	13,182,366	13,182,366	100.00%	1.69 EUR	22,278,199	31,864,507
24	GORENJSKI TISK	963,349	963,349	100.00%	20.00 EUR	19,266,980	27,557,561
25	MEDVEŠEK PUŠNIK DZU	75,000	75,000	100.00%	240.00 EUR	18,000,000	25,745,400
26	MEDVEŠEK PUŠNIK	800,000	800,000	100.00%	22.00 EUR	17,600,000	25,173,280
27	MODRA LINIJA HOLDING	2,192,411	2,192,411	100.00%	7.50 EUR	16,443,083	23,518,541
28	CETIS	200,000	200,000	100.00%	75.00 EUR	15,000,000	21,454,500
29	MERCATA	2,891,874	2,891,874	100.00%	4.50 EUR	13,013,433	18,613,113
30	GEA	1,254,960	1,254,960	100.00%	10.00 EUR	12,549,600	17,949,693
31	PLAMA - PUR	686,798	686,798	100.00%	18.00 EUR	12,362,364	17,681,889
32	HRAM HOLDING	4,346,667	4,346,667	100.00%	2.75 EUR	11,953,334	17,096,854
33	NIKO	35,875	35,875	100.00%	303.30 EUR	10,880,888	15,562,933
34	M1	3,932,515	3,932,515	100.00%	2.65 EUR	10,421,165	14,905,392
35	KS NALOŽBE	3,909,878	3,909,878	100.00%	2.62 EUR	10,243,880	14,651,822
36	SLOVENIJALES	273,377	273,604	99.92%	36.74 EUR	10,043,871	14,365,749
37	ALPETOUR POTOVALNA AGENCIJA	497,847	497,847	100.00%	20.00 EUR	9,956,940	14,241,411
38	MELAMIN	349,913	349,913	100.00%	26.81 EUR	9,381,168	13,417,884
39	JAVOR PIVKA	1,194,700	1,194,700	100.00%	7.49 EUR	8,948,303	12,798,758
40	DATALAB TEHNOLOGIJE	106,519	106,519	100.00%	79.10 EUR	8,425,653	12,051,211
41	KRONA HOLDING	3,295,357	3,295,357	100.00%	2.20 EUR	7,249,785	10,369,368
42	VELANA	1,409,645	1,409,645	100.00%	5.00 EUR	7,048,225	10,081,076
43	ALPOS	144,913	144,913	100.00%	45.00 EUR	6,521,085	9,327,108
44	ŽELEZARNA RAVNE - MONTER DRAVOGRAD	336,225	336,225	100.00%	19.00 EUR	6,388,275	9,137,150

MARKET CAPITALISATION OF SHARES - ENTRY MARKET

	Issue	Number of shares traded	Number of issued shares	Share of traded shares	Price as of 30 Sep 2008	Market capitalisation as of 30 Sep 2008 (in EUR)	Market capitalisation as of 30 Sep 2008 (in USD)
45	TRDNJAVA HOLDING	2,593,123	2,593,123	100.00%	2.20 EUR	5,704,871	8,159,676
46	TERME DOBRNA	692,542	692,542	100.00%	7.00 EUR	4,847,794	6,933,800
47	MIP	1,978,742	1,978,742	100.00%	2.40 EUR	4,748,981	6,792,467
48	GORIŠKE OPEKARNE	523,634	523,634	100.00%	8.00 EUR	4,189,072	5,991,630
49	TRDNJAVA I HOLDING	891,750	891,750	100.00%	4.00 EUR	3,567,000	5,101,880
50	JADRAN	165,302	165,302	100.00%	19.20 EUR	3,173,798	4,539,484
51	SIVENT	1,229,712	1,229,712	100.00%	2.50 EUR	3,074,280	4,397,143
52	INTERTRADE ITA	69,531	69,531	100.00%	40.49 EUR	2,815,310	4,026,738
53	KOŠAKI TMI	43,236	43,236	100.00%	62.90 EUR	2,719,544	3,889,764
54	ELMO	708,000	708,000	100.00%	3.50 EUR	2,478,000	3,544,283
55	INLES	712,410	712,410	100.00%	3.01 EUR	2,144,354	3,067,070
56	ZDRAVILIŠČE ROGAŠKA	901,581	961,898	93.73%	1.95 EUR	1,758,083	2,514,586
57	TEKSTINA	1,127,293	1,127,293	100.00%	1.40 EUR	1,578,210	2,257,314
58	MKT PRINT	103,954	103,954	100.00%	15.00 EUR	1,559,310	2,230,281
59	JELEN GOSTINSKO PODJETJE	67,798	67,798	100.00%	3.34 EUR	226,445	323,885
60	D NALOŽBE	90,810	90,810	100.00%	2.14 EUR	194,333	277,955
	PREFERRED SHARES					19,313,987	27,624,796
1	PRVA GROUP	170,000	170,000	100.00%	58.40 EUR	9,928,000	14,200,018
2	KD GROUP	266,413	266,413	100.00%	35.02 EUR	9,329,783	13,344,389
3	ZDRAVILIŠČE ROGAŠKA	28,102	30,000	93.67%	2.00 EUR	56,204	80,389
	TOTAL					2,197,733,021	3,143,417,539

EXCHANGE RATE 1 EUR= 1.4303 USD as of 30 Sep 2008

MARKET CAPITALISATION OF BONDS

	Izdaja	Number of issued bonds	Price as of 30 Sep 2008	Principal amt. as of 30 Sep 2008	Currency of denomination	Market capitalisation as of 30 Sep 2008 (in EUR)	Market capitalisation as of 30 Sep 2008 (in USD)
1	REPUBLIKA SLOVENIJA 59 th ISSUE	25,553,128	99.00	41.73	EUR	1,055,668,711	1,509,922,958
2	REPUBLIKA SLOVENIJA 63 rd ISSUE	1,000,000	98.75	1,000.00	EUR	987,500,000	1,412,421,250
3	SLOVENSKA ODŠKODNINSKA DRUŽBA 2 nd ISSUE	15,050,071	100.47	42.97	EUR	649,741,048	929,324,621
4	REPUBLIKA SLOVENIJA 62 nd ISSUE	9,358,736	96.00	41.73	EUR	374,918,451	536,245,861
5	REPUBLIKA SLOVENIJA 60 th ISSUE	8,833,535	100.50	41.73	EUR	370,466,533	529,878,282
6	REPUBLIKA SLOVENIJA 61 st ISSUE	7,880,699	98.00	41.73	EUR	322,284,338	460,963,288
7	REPUBLIKA SLOVENIJA 57 th ISSUE	6,223,274	103.03	41.73	EUR	267,566,050	382,699,721
8	REPUBLIKA SLOVENIJA 56 th ISSUE	4,841,198	99.85	41.73	EUR	201,720,158	288,520,342
9	REPUBLIKA SLOVENIJA 33 rd ISSUE	248,716	140.00	511.29	EUR	178,032,405	254,639,749
10	NLB 24 th ISSUE	100,000		1,000.00	EUR	100,000,000	143,030,000
11	REPUBLIKA SLOVENIJA 53 rd ISSUE	792,909	100.00	100.00	EUR	79,290,900	113,409,774
12	REPUBLIKA SLOVENIJA 54 th ISSUE	1,828,310	102.42	41.73	EUR	78,141,724	111,766,108
13	REPUBLIKA SLOVENIJA 38 th ISSUE	688,470	102.57	100.00	EUR	70,616,368	101,002,591
14	NLB 18 th ISSUE	150,000	100.00	417.29	EUR	62,593,500	89,527,483
15	DARS 2 nd ISSUE	148,000		417.29	EUR	61,758,920	88,333,783
16	DARS	134,300	109.00	417.29	EUR	61,085,831	87,371,064
17	NLB 15 th ISSUE	131,126	102.20	417.29	EUR	55,921,355	79,984,314
18	REPUBLIKA SLOVENIJA 29 th ISSUE	550,000	101.50	100.00	EUR	55,825,000	79,846,498
19	REPUBLIKA SLOVENIJA 48 th ISSUE	564,652	97.54	100.00	EUR	55,076,156	78,775,426
20	NLB 23 rd ISSUE	54,200		1,000.00	EUR	54,200,000	77,522,260
21	NLB 13 th ISSUE	117,335	107.50	417.29	EUR	52,634,926	75,283,735
22	REPUBLIKA SLOVENIJA 26 th ISSUE	499,765	103.15	100.00	EUR	51,550,760	73,733,052
23	BANKA CELJE 11 th ISSUE	50,000		1,000.00	EUR	50,000,000	71,515,000
24	REPUBLIKA SLOVENIJA 50 th ISSUE	485,270	97.00	100.00	EUR	47,071,190	67,325,923
25	REPUBLIKA SLOVENIJA 18 th ISSUE	450,166	100.40	100.00	EUR	45,196,666	64,644,792
26	DARS 3 rd ISSUE	102,000	102.00	417.29	EUR	43,414,852	62,096,262
27	NLB 17 th ISSUE	101,694	97.50	417.29	EUR	41,374,992	59,178,651
28	REPUBLIKA SLOVENIJA 23 rd ISSUE	400,000	103.00	100.00	EUR	41,200,000	58,928,360
29	KD HOLDING 1 st ISSUE	400,000	102.50	100.00	EUR	41,000,000	58,642,300
30	NLB 19 th ISSUE	100,000	98.00	417.29	EUR	40,894,420	58,491,289
31	KD HOLDING 2 nd ISSUE	400,000	97.20	100.00	EUR	38,880,000	55,610,064
32	BANKA CELJE 10 th ISSUE	370,000	103.00	100.00	EUR	38,110,000	54,508,733
33	POSLOVNI SISTEM MERCATOR	365,400	97.85	100.00	EUR	35,754,390	51,139,504
34	ZAVAROVALNICA TRIGLAV 1 st ISSUE	30,000	108.70	1,000.00	EUR	32,610,000	46,642,083
35	NLB 16 th ISSUE	77,557	99.00	417.29	EUR	32,040,123	45,826,988
36	REPUBLIKA SLOVENIJA 21 st ISSUE	1,244,690	102.00	27.33	EUR	34,697,725	49,628,156
37	DROGA KOLINSKA 1 st ISSUE	30,000		1,000.00	EUR	30,000,000	42,909,000
38	NLB 22 nd ISSUE	298,940	100.00	100.00	EUR	29,894,000	42,757,388
39	REPUBLIKA SLOVENIJA 49 th ISSUE	77,979	98.50	380.00	EUR	29,187,540	41,746,938
40	NOVA KBM 8 th ISSUE	70,000	99.50	417.29	EUR	29,064,249	41,570,595
41	NLB 21 st ISSUE	69,500		417.29	EUR	29,001,655	41,481,067
42	NOVA KBM 7 th ISSUE	70,000	98.22	417.29	EUR	28,690,357	41,035,817
43	NLB 11 th ISSUE	26,326	99.00	1,000.00	EUR	26,062,740	37,277,537
44	NOVA KBM 5 th ISSUE	60,000	103.10	417.29	EUR	25,813,559	36,921,134
45	FACTOR BANKA 17 th ISSUE	25,000		1,000.00	EUR	25,000,000	35,757,500
46	PROBANKA 9 th ZDAJA	250,000	100.00	100.00	EUR	25,000,000	35,757,500
47	REPUBLIKA SLOVENIJA 32 nd ISSUE	238,655	100.00	100.00	EUR	23,865,500	34,134,825
48	NLB 20 th ISSUE	57,100		417.29	EUR	23,827,259	34,080,129
49	ABANKA VIPA 10 th ISSUE	21,000	104.00	1,000.00	EUR	21,840,000	31,237,752
50	ABANKA VIPA 11 th ISSUE	500,000	99.70	41.73	EUR	20,802,405	29,753,680
51	ABANKA VIPA 12 th ISSUE	500,000	99.50	41.73	EUR	20,760,675	29,693,993
52	CIMOS 1 st ISSUE	200,000	102.80	100.00	EUR	20,560,000	29,406,968
53	BANKA CELJE 9 th ISSUE	50,000	95.90	417.29	EUR	20,009,056	28,618,952

	Izdaja	Number of issued bonds	Price as of 30 Sep 2008	Principal amt. as of 30 Sep 2008	Currency of denomination	Market capitalisation as of 30 Sep 2008 (in EUR)	Market capitalisation as of 30 Sep 2008 (in USD)
54	POŠTNA BANKA SLOVENIJE 7 th ISSUE	40,000	104.00	417.29	EUR	17,359,264	24,828,955
55	ABANKA VIPA 7 th ISSUE	173,000	99.00	100.00	EUR	17,127,000	24,496,748
56	NLB 14 th ISSUE	17,000	100.00	1,000.00	EUR	17,000,000	24,315,100
57	ABANKA 6 th ISSUE	135,000	100.50	100.00	EUR	13,567,500	19,405,595
58	FACTOR BANKA 11 th ISSUE	13,000	103.70	1,000.00	EUR	13,481,000	19,281,874
59	FACTOR BANKA 20 th ISSUE	13,090	100.00	1,000.00	EUR	13,090,000	18,722,627
60	BANKA CELJE 8 th ISSUE	125,000	100.50	100.00	EUR	12,562,500	17,968,144
61	BANKA DOMŽALE 1 st ISSUE	125,000		100.00	EUR	12,500,000	17,878,750
62	PROBANKA 7 th ISSUE	120,000	102.00	100.00	EUR	12,240,000	17,506,872
63	FACTOR BANKA 14 th ISSUE	1,216	98.00	10,000.00	EUR	11,916,800	17,044,599
64	FACTOR BANKA 19 th ISSUE	12,155	96.30	1,000.00	EUR	11,705,265	16,742,041
65	ABANKA VIPA 8 th ISSUE	100,000	101.80	100.00	EUR	10,180,000	14,560,454
66	FACTOR BANKA 12 th ISSUE	2,500,000	96.90	4.17	EUR	10,101,825	14,448,640
67	BANKA CELJE 7 th ISSUE	100,000	100.20	100.00	EUR	10,020,000	14,331,606
68	ABANKA VIPA 9 th ISSUE	100,000	99.40	100.00	EUR	9,940,000	14,217,182
69	PROBANKA 8 th ISSUE	92,000	100.00	100.00	EUR	9,200,000	13,158,760
70	FACTOR BANKA 15 th ISSUE	9,000	102.00	1,000.00	EUR	9,180,000	13,130,154
71	FACTOR BANKA 21 st ISSUE	7,338	100.00	1,000.00	EUR	7,338,000	10,495,541
72	KB1909 1 st ISSUE	10,000	102.50	700.00	EUR	7,175,000	10,262,403
73	POTEZA NALOŽBE	100,000	100.60	66.85	EUR	6,724,708	9,618,349
74	FACTOR BANKA 8 th ISSUE	6,300	99.80	1,000.00	EUR	6,287,400	8,992,868
75	FACTOR BANKA 9 th ISSUE	5,927	99.00	1,000.00	EUR	5,867,730	8,392,614
76	DEOS 1 st ISSUE	58,259	100.02	94.13	EUR	5,485,016	7,845,219
77	FACTOR BANKA 16 th ISSUE	500	105.00	10,000.00	EUR	5,250,000	7,509,075
78	FMR	50,000	103.00	100.00	EUR	5,150,000	7,366,045
79	BANKA ZASAVJE 3 rd ISSUE	5,000	100.53	1,000.00	EUR	5,026,500	7,189,403
80	REPUBLIKA SLOVENIJA 44 th ISSUE	106,483	106.20	41.73	EUR	4,719,035	6,749,635
81	POŠTNA BANKA SLOVENIJE 6 th ISSUE	10,000	104.00	417.29	EUR	4,339,816	6,207,239
82	FACTOR BANKA 6 th ISSUE	10,000	100.00	419.65	EUR	4,196,510	6,002,268
83	STANOVANJSKI SKLAD RS 3 rd ISSUE	20,000	105.44	151.18	EUR	3,243,127	4,638,645
84	DELO PRODAJA 1 st ISSUE	200,000		10.00	EUR	2,000,000	2,860,600
85	HOTELI BERNARDIN	20,000	101.50	83.57	EUR	1,696,471	2,426,462
86	STANOVANJSKI SKLAD RS 1 st ISSUE	70,965	100.50	11.86	EUR	845,853	1,209,824
87	BANKA VIPA 7 th ISSUE	10,000	100.90	62.50	EUR	630,625	901,983
88	SIP STROJNA INDUSTRIJA 1 st ISSUE B SERIES	17,250		30.69	EUR	529,403	757,204
89	BANKA VIPA 6 th ISSUE	10,000	103.60	25.00	EUR	259,000	370,448
	TOTAL					6,526,151,834	9,334,354,968

EXCHANGE RATE	1 EUR=	1.4303	USD as of 30 Sep 2008
---------------	--------	--------	-----------------------

MARKET CAPITALISATION OF OPEN-END FUNDS

	Mutual fund / ETF	Number of coupons traded	Price as of 30 Sep 2008	Market capitalisation as of 30 Sep 2008 (in EUR)	Market capitalisation as of 30 Sep 2008 (in USD)
1	PROBANKA GLOBALNI NALOŽBENI SKLAD	94,696,011	0.667 EUR	63,162,239	90,340,951
2	MP-BALKAN.SI	439,691	34.030 EUR	14,962,685	21,401,128
3	MP-EUROSTOCK.SI	1,155,145	5.150 EUR	5,948,997	8,508,850
4	INDEKSNI VZAJEMNI SKLAD PB BIOTECH INDEX	636,732	1.10 EUR	700,405	1,001,790
5	INDEKSNI VZAJEMNI SKLAD PB URANIUM INDEX	846,273	0.585 EUR	495,070	708,098
	TOTAL			85,269,396	121,960,817

MARKET CAPITALISATION OF CLOSE-END FUNDS

	Investment company	Number of shares traded	Price as of 30 Sep 2008	Market capitalisation as of 30 Sep 2008 (in EUR)	Market capitalisation as of 30 Sep 2008 (in USD)
1	NFD 1 DELNIŠKI INVESTICIJSKI SKLAD	160,580,300	1.51 EUR	242,476,253	346,813,785
2	KD ID	9,181,542	7.14 EUR	65,556,210	93,765,047
3	KRONA SENIOR ID	6,895,504	7.38 EUR	50,888,820	72,786,279
4	INFOND ID 1	4,956,471	5.57 EUR	27,607,543	39,487,069
5	ZVON ENA ID	2,277,577	11.58 EUR	26,374,342	37,723,221
	TOTAL			412,903,168	590,575,401

EXCHANGE RATE 1 EUR= 1.4303 USD as of 30 Sep 2008

E) OTHER

E1) INDICATORS AS OF 30 SEPTEMBER 2008

ISSUE	Price as of 30 Sep 2008	Total net profit (loss) in 000 EUR in 2007	Earning per share as of 31 Dec 2007	P / E ⁽¹⁾	Dividend for 2007	Dividend yield	Book value as of 31 Dec 2007	P / B ⁽¹⁾	Turnover ratio ⁽²⁾
PRIME MARKET SHARES									
Gorenje	24.90 EUR	22,672 EUR	1.90 EUR	13.10	0.450 EUR	1.81%	24.32 EUR	1.02	12.94%
Intereuropa	19.52 EUR	26,063 EUR	3.298 EUR	5.92	0.58 EUR	2.97%	22.04 EUR	0.89	8.74%
Krka	74.40 EUR	132,552 EUR	3.92 EUR	18.97	0.91 EUR	1.22%	19.27 EUR	3.86	12.80%
Luka Koper ⁽⁴⁾	43.37 EUR	30,124 EUR	2.15 EUR	20.16	0.55 EUR	1.27%	24.13 EUR	1.80	8.17%
Mercator	204.02 EUR	43,755 EUR	11.79 EUR	17.31	4.25 EUR	2.08%	183.37 EUR	1.11	7.49%
Petrol	425.82 EUR	53,256 EUR	25.84 EUR	16.48	5.90 EUR	1.39%	211.93 EUR	2.01	7.46%
Telekom Slovenije	198.42 EUR	88,340 EUR	13.58 EUR	14.61	12.80 EUR	6.45%	162.78 EUR	1.22	5.65%
PRIME MARKET AVERAGE ⁽⁶⁾				17.03		2.36%		1.83	
Aerodrom ⁽⁴⁾	61.04 EUR	16,702 EUR	4.40 EUR	13.88	1.10 EUR	1.80%	29.05 EUR	2.10	13.54%
Delo Prodaja ⁽⁵⁾	28.00 EUR	4,884 EUR	8.534 EUR	3.28	0.70 EUR	2.50%	38.87 EUR	0.72	1.91%
Etol	185.60 EUR	2,792 EUR	10.97 EUR	16.9232	3.92 EUR	2.11%	154.07 EUR	1.20	4.48%
Iskra Avtoelektrika	46.90 EUR	4,662 EUR	2.90 EUR	16.1484	0.75 EUR	1.60%	28.07 EUR	1.67	1.50%
Istrabenz	60.54 EUR	112,647 EUR	21.75 EUR	2.783895	3.79 EUR	6.26%	78.60 EUR	0.77	4.06%
Kompas MTS	19.50 EUR	(1,329 EUR)	(2.23 EUR)	(3)	0.00 EUR	0.00%	79.62 EUR	0.24	0.03%
Milnotest	5.00 EUR	273 EUR	0.11 EUR	43.71501	0.04 EUR	0.80%	10.25 EUR	0.49	0.19%
Nika ⁽⁵⁾	14.00 EUR	118 EUR	0.62 EUR	22.59801	0.00 EUR	0.00%	20.34 EUR	0.69	0.66%
Nova KBM	19.41 EUR	52,332 EUR	2.25 EUR	8.644151	0.20 EUR	1.03%	14.50 EUR	1.34	28.27%
Pivovarna Laško	59.90 EUR	58,890 EUR	6.73 EUR	8.896608	1.00 EUR	1.67%	34.41 EUR	1.74	8.76%
Pozavarovalnica Sava	22.12 EUR	20,218 EUR	2.57 EUR	8.601753	0.00 EUR	0.00%	20.84 EUR	1.06	16.21%
Salus ⁽⁵⁾	600.00 EUR	14,385 EUR	114.00 EUR	5.263177	40.00 EUR	6.67%	421.33 EUR	1.42	2.79%
Sava	319.44 EUR	39,293 EUR	19.61 EUR	16.28945	3.00 EUR	0.94%	270.75 EUR	1.18	3.80%
Terme Čatež	250.00 EUR	3,978 EUR	8.06 EUR	31.02074	4.35 EUR	1.74%	168.66 EUR	1.48	5.69%
Zavarovalnica Triglav ⁽⁷⁾	36.51 EUR	51,939 EUR	2.28 EUR	15.98137	0.25 EUR	0.68%	37.20 EUR	0.98	8.32%
Žito	180.05 EUR	4,287 EUR	12.15 EUR	14.81339	4.60 EUR	2.55%	195.23 EUR	0.92	6.10%
STANDARD MARKET AVERAGE ⁽⁶⁾				9.27		1.67%		1.14	

Calculated on the basis of last audit consolidated financial statements. Average number of shares traded in last 2 years has been used for the calculations.

(1) P / E = price / earnings per share

(2) Yearly turnover / average market capitalisation at the end of current month, before 6 months and before 12 months

(3) Not applicable.

(4) By Aerodrom Ljubljana P / E is calculated on all shares.

(5) Calculated on the basis of audit consolidated financial statements based on Slovene accounting standards.

(6) Average ratios:

Average P/E = total market capitalisation of common shares listed (31 Aug 2008) / total net profit of companies listed on prime market or official market (in 2007), adjusted with share of listed securities.

Average div. yield = total dividends, paid by the companies listed in 2007 or 2008, adjusted with share of listed securities / total market capitalisation of common shares on prime market or official market (31 Aug 2008).

Average price / book value = total market capitalisation of common shares listed (31 Aug 2008) / total equity of companies listed on prime market or official market (31 Dec 2007), adjusted with share of listed securities.

(7) Values adjusted due to stock split (1:4)

E2) RECORD VALUES

RECORD DAILY TURNOVER IN 2008

17 Apr 2008

	Turnover (in EUR)	Number of bargains	Volume in pieces
Order book trades	11,086,847	2,119	244,609
Cross trades (excluding block trades)	706,507	156	11,707
Block trades	15,955,929	3	380,072
Total	27,749,283	2,278	636,388

MAX AND MIN VALUE OF TURNOVER AND INDICES

	In 2008		1989-2007	
Monthly turnover - block trades excluded (in 000 EUR)	199,185.94	April	250,231.98	July 2006
Daily turnover - block trades excluded (in 000 EUR)	27,749.28	17 Apr 2008	42,083.43	10 Dec 2007
Number of bargains per day - block trades excluded	3,483.00	23 Jan 2008	6,391.00	27 Dec 2002
Value of block trade (in 000 EUR)	8,757.87	18 Apr 2008	75,012.95	23 Nov 2005
Max value of SBI 20 index	11,408.00	4 Jan 2008	12,242.01	31 Aug 2007
Min value of SBI 20 index	6,055.74	18 Sep 2008	891.93	10 Sep 1996
Max value of SBI TOP index	2,520.56	4 Jan 2008	2,674.69	31 Aug 2007
Min value of SBI TOP index	1,351.67	18 Sep 2008	534.14	8 Jul 2003
Max value of BIO index	117.50	13 Feb 2008	123.41	7 Oct 2005
Min value of BIO index	114.61	18 Sep 2008	100.46	5 Jul 1995
Other				
Market capitalisation of shares in EURm	17,923.60	31 Jan 2008	19,806	31 Aug 2007
Share in turnover of foreign investors	6.48%	31 Aug 2008	19.68%	31 Dec 2002

E3) NEW LISTED AND DELISTED SECURITIES AND CHANGES IN 2008

NEW LISTED SECURITIES

EQUITY MARKET - STANDARD MARKET

Issuer	Trading code	Type of share	Nominal value	Listing date	First trading day
POZAVAROVANICA SAVA	POSR	common	no par value	11 Jun 2008	12 Jun 2008
ZAVAROVANICA TRIGLAV	ZVTG	common	no par value	9 Sep 2008	9 Sep 2008

EQUITY MARKET - ENTRY MARKET

Issuer	Trading code	Type of share	Listing date	First trading day
SIVENT	SING	common	21 Feb 2008	27 Feb 2008
FINETOL	FINR	common	25 Feb 2008	29 Feb 2008
D NALOŽBE	DFNR	common	28 Mar 2008	28 Mar 2008
DATALAB	DATR	common	30 Jun 2008	30 Jun 2008

BOND MARKET

Issuer	Trading code	Nomin. value of issue	Issue	Listing date	First trading day
REPUBLIKA SLOVENIJA	RS63	1,000,000,000 EUR	63 rd issue	7 Feb 2008	7 Feb 2008
FACTOR BANKA	FB16	5,000,000 EUR	16 th issue	12 Mar 2008	19 Mar 2008
FACTOR BANKA	FB19	12,155,000 EUR	19 th issue	12 Mar 2008	19 Mar 2008
PROBANKA	PRB9	25,000,000 EUR	9 th issue	11 Apr 2008	16 Apr 2008
FACTOR BANKA	FB20	13,090,000 EUR	20 th issue	12 Jun 2008	12 Jun 2008
DROGA KOLINSKA	DRK1	30,000,000 EUR	1 st issue	1 Jul 2008	1 Jul 2008
BANKA CELJE	BCE11	50,000,000 EUR	11 th issue	11 Jul 2008	11 Jul 2008
DELO PRODAJA	DPR1	2,000,000 EUR	1 st issue	21 Aug 2008	21 Aug 2008
FACTOR BANKA	FB21	7,338,000 EUR	21 st issue	9 Sep 2008	12 Sep 2008
NOVA LJUBLJANSKA BANKA	BDM1	12,500,000 EUR	1 st issue	19 Sep 2008	19 Sep 2008
NOVA LJUBLJANSKA BANKA	NLB24	100,000,000 EUR	24 th issue	19 Sep 2008	19 Sep 2008

FUND MARKET

Mutual fund	Trading code	Type of fund	Price of first trade	Listing date	First trading day
PB BIOTECH INDEX	PDBBI	ETF	0.963 EUR	17 Jun 2008	23 Jun 2008
PB URANIUM INDEX	PBDUI	ETF	0.982 EUR	17 Jun 2008	23 Jun 2008

DELISTED SECURITIES

EQUITY MARKET - PRIME MARKET

Issuer	Trading code	Type of share	Delisting date
MERKUR	MER	common	7 Mar 2008

EQUITY MARKET - STANDARD MARKET

Issuer	Trading code	Type of share	Delisting date
GEODETSKI ZAVOD SLOVENIJE	GZRG	common	7 Jan 2008
ACH	ACLG	common	22 Aug 2008

EQUITY MARKET - ENTRY MARKET

Issuer	Trading code	Type of share	Delisting date
DZS	DZS	common	29 May 2008
TOVARNA SLADKORJA ORMOŽ	TSOG	common	2 Jul 2008
HIDROTEHNIK	VHLG	common	29 Jul 2008
ETRA 33	ETRG	common	29 Aug 2008
LIZ INŽENIRING	LIZG	common	15 Sep 2008

EXTENDED LISTING OF SECURITIES

EQUITY MARKET - PRIME MARKET

Issuer	Trading code	Type of share	Number of shares before extension	Number of shares after extension	Extension date
LUKA KOPER	LKPG	common	7,140,000	14,000,000	21 May 2008

EQUITY MARKET - STANDARD MARKET

Issuer	Trading code	Type of share	Number of shares before extension	Number of shares after extension	Extension date
PIVOVARNA LAŠKO	PILR	common	8,578,391	8,581,972	17 Jan 2008
PROBANKA	PRBP	preferred	396,235	396,295	5 Aug 2008

EQUITY MARKET - ENTRY MARKET

Issuer	Trading code	Type of share	Number of shares before extension	Number of shares after extension	Extension date
MP BPH	MPLR	common	80,000	800,000	14 Jan 2008 - split 1:10
ALPETOUR	APAG	common	385,831	497,847	14 May 2008
NFD HOLDING	NF2R	common	33,159,997	33,727,196	17 Jun 2008

REDUCED LISTING OF SECURITIES

EQUITY MARKET - STANDARD MARKET

Issuer	Trading code	Type of share	Number of shares before reduction	Number of shares after reduction	Reduction date
TERME ČATEŽ	TCRG	common	597,916	497,022	7 Mar 2008
ACH	ACLG	common	2,886,877	2,735,817	17 Apr 2008

EQUITY MARKET - ENTRY MARKET

Issuer	Trading code	Type of share	Number of shares before reduction	Number of shares after reduction	Reduction date
TOSAMA	TODG	common	295,670	290,000	20 Mar 2008

CLOSED-END FUND MARKET

Issuer	Trading code	Type of share	Number of shares before reduction	Number of shares after reduction	Reduction date
KRONA SENIOR ID	SNOG	common	7,316,086	6,895,504	11 Jun 2008

BOND MARKET

Issuer	Trading code	Issue	Number of bonds before reduction	Number of bonds after reduction	Reduction date
REPUBLIKA SLOVENIJA	RS38	38 th issue	820,216	688,470	3 Mar 2008
REPUBLIKA SLOVENIJA	RS54	54 th issue	3,000,000	1,957,000	3 Mar 2008
REPUBLIKA SLOVENIJA	RS57	57 th issue	6,629,324	6,223,274	3 Mar 2008
REPUBLIKA SLOVENIJA	RS44	44 th issue	296,493	183,396	11 Mar 2008
REPUBLIKA SLOVENIJA	RS50	50 th issue	571,596	531,370	11 Mar 2008
REPUBLIKA SLOVENIJA	RS54	54 th issue	1,957,000	1,828,310	11 Mar 2008
REPUBLIKA SLOVENIJA	RS18	18 th issue	500,000	450,166	11 Apr 2008
REPUBLIKA SLOVENIJA	RS44	44 th issue	183,396	106,483	11 Apr 2008
REPUBLIKA SLOVENIJA	RS48	48 th issue	600,000	564,652	11 Apr 2008
REPUBLIKA SLOVENIJA	RS50	50 th issue	531,370	485,270	11 Apr 2008
REPUBLIKA SLOVENIJA	RS53	53 rd issue	821,939	793,402	11 Apr 2008
REPUBLIKA SLOVENIJA	RS26	26 th issue	500,000	499,765	16 May 2008
REPUBLIKA SLOVENIJA	RS53	53 rd issue	793,402	792,909	16 May 2008

EXPIRED BONDS

Issuer	Trading code	Issue	Last trading day
BANKA CELJE	BCE6A	6 th issue	8 Feb 2007
FACTOR BANKA	FB13	13 th issue	21 Mar 2008
REPUBLIKA SLOVENIJA	RS52	52 nd issue	1 Apr 2008
REPUBLIKA SLOVENIJA	RS58	58 th issue	10 Apr 2008
NOVA LJUBLJANSKA BANKA	NLB12	12 th issue	24 Apr 2008
STANOVANJSKI SKLAD RS	SSR2	2 nd issue	7 May 2008
PROBANKA	PRB6	6 th issue	2 Jun 2008
ABANKA VIPA	AB13	13 th issue	24 Jun 2008
BANKA VIPA	VIP5	5 th issue	15 Jul 2008
POŠTNA BANKA SLOVENIJE	BCE5	5 th issue	31 Jul 2008
REPUBLIKA SLOVENIJA	RS39	39 th issue	8 Sep 2008

CHANGES IN NOMINAL VALUE

ISSUER	Past nominal value	Present nominal value	Number of shares traded	New trading code	Market	Change date
TERME ČATEŽ	6,000 SIT	no-par value	497,022	TCRG (no change)	Standard market	12 Mar 2008
TOSAMA	10,000 SIT	no-par value	290,000	TODG (no change)	Entry market	21 Mar 2008
ACH	1,000 SIT	no-par value	2,735,817	ACLG (no change)	Standard market	16 Apr 2008
MAKSIMA HOLDING	1,000 SIT	no-par value	6,399,850	MAHR (no change)	Entry market	2 Jun 2008
TEKSTINA	1,000 SIT	no-par value	1,127,293	TEAG (no change)	Entry market	11 Jun 2008
INTERTRADE ITA	10,000 SIT	no-par value	69,531	INGR (no change)	Entry market	31 Jun 2008
KOŠAKI TMI	10,000 SIT	no-par value	135,000	SALR (no change)	Entry market	14 Aug 2008
SALUS	1,000 SIT	no-par value	43,236	TKMG (no change)	Standard market	26 Aug 2008
ZVON ENA HOLDING	1,000 SIT	no-par value	12,431,743	ZVHR (no change)	Entry market	28 Aug 2008
TRDNJAVA HOLDING	1,000 SIT	no-par value	2,593,123	TR0R (no change)	Entry market	1 Sep 2008
TRDNJAVA I HOLDING	1,000 SIT	no-par value	891,750	TR1R (no change)	Entry market	1 Sep 2008
SAVA	10,000 SIT	no-par value	2,006,987	SAVA (no change)	Standard market	2 Sep 2008
NAMA	1,000 SIT	no-par value	953,795	NALN (no change)	Entry market	3 Sep 2008
ZVON DVA HOLDING	1,000 SIT	no-par value	14,120,934	ZV2R (no change)	Entry market	4 Sep 2008
PETROL	6,000 SIT	no-par value	2,086,301	PETG (no change)	Prime market	8 Sep 2008
VELANA	1,000 SIT	no-par value	1,409,645	VLJG (no change)	Entry market	9 Sep 2008
MKT PRINT	10,000 SIT	no-par value	103,954	MKTG (no change)	Entry market	10 Sep 2008
MERCATOR	10,000 SIT	no-par value	3,765,361	MELR (no change)	Prime market	19 Sep 2008
ALPOS	10,000 SIT	no-par value	144,913	APOG (no change)	Entry market	22 Sep 2008

F) LIST OF SECURITIES

F1) EQUITY MARKET

PRIME MARKET

	Issuer	Trading code	First trading day	Nominal value of issue listed	Number of shares traded	Isin code	Sector
1	GORENJE, VELENJE	GRVG	10 Nov 2000 (2 June 1998 free market)	no par value	14,030,000	SI 003110407 6	household appliances
2	INTEREUROPA, KOPER	IEKG	12 Jan 1998	no par value	7,902,413	SI 003110009 0	retail trade
3	LUKA KOPER	LKPG	20 Nov 1996	no par value	14,000,000	SI 003110134 6	transport
4	KRKA TOVARNA ZDRAVIL, NOVO MESTO	KRKG	4 Nov 1997	no par value	35,426,120	SI 003110212 0	pharmaceutical & chemical industry
5	MERCATOR, LJUBLJANA	MELR	22 Dec 1997	no par value	3,765,361	SI 003110008 2	commerce industry, agriculture
6	PETROL, LJUBLJANA	PETG	5 May 1997	no par value	2,086,301	SI 003110215 3	crude-oil and gas trade
7	TELEKOM SLOVENIJE	TLSG	2 Oct 2006	no par value	6,535,478	SI 003110429 0	telecommunication

STANDARD MARKET - COMMON SHARES

	Issuer	Trading code	First trading day	Nominal value of issue listed	Number of shares traded	Isin code	Sector
1	AERODROM, LJUBLJANA	AELG	8 Oct 1997	no par value	1,936,229	SI 003110327 6	airport services
2	DELO PRODAJA	DPRG	12 Feb 2001	no par value	593,549	SI 003110707 9	trade
3	ETOL, CELJE	ETOG	21 Feb 1997	no par value	254,619	SI 003110133 8	essential oils and fragrances production
4	ISKRA AVTOELEKTRIKA	IALG	16 Oct 2006	no par value	1,608,313	SI 003110704 6	production of electrical equipment for machinery and vehicles
5	ISTRABENZ, KOPER	ITBG	16 June 1997	no par value	5,180,000	SI 003110207 0	holding companies management
6	KOMPAS MTS	MTSG	8 Dec 2000	no par value	594,601	SI 003110370 6	catering service, border-crossing and tourist services
7	MLINOTEST, AJDOVŠČINA	MAJG	3 Apr 2000	no par value	2,389,177	SI 003110820 0	food processing industry
8	NIKA, BREŽICE	NIKN	23 June 1992	no par value	189,876	SI 003110079 3	financial consultancy and services
9	NOVA KBM	KBMR	10 Dec 2007	no par value	23,357,984	SI 002110405 2	banking
10	PIVOVARNA LASKO	PILR	1 Feb 2000	no par value	8,581,972	SI 003110741 8	brewery
11	POZAVAROVALNICA SAVA	POSR	12 Jun 2008	no par value	9,362,519	SI 002111051 3	reinsurance
12	SALUS, LJUBLJANA	SALR	16 Jan 1992	no par value	134,980	SI 003110568 5	full-line pharmaceutical wholesale
13	SAVA, KRANJ	SAVA	6 Jan 2000	no par value	2,006,987	SI 003110845 7	chemicals
14	TERME ČATEŽ	TCRG	26 Aug 1993	no par value	497,022	SI 003110063 7	health resort
15	ZAVAROVALNICA TRIGLAV	ZVTG	9 Sep 2008	no par value	22,735,148	SI 002111165 1	insurance company
16	ŽITO, LJUBLJANA	ZTOG	20 Mar 2000	no par value	355,792	SI 003110844 0	flour, bread, pasta and sweets production

STANDARD MARKET - PREFERRED SHARES

	Issuer	Trading code	First trading day	Nominal value of issue listed	Number of shares traded	Isin code	Sector
1	PROBANKA, MARIBOR	PRBP	30 Mar 1993	no par value	396,295	SI 002120040 5	banking

ENTRY MARKET - COMMON SHARES

	Issuer	Trading code	First trading day	Nominal value of issue traded	Number of shares traded	Isin code	Sector
1	AKTIVA NALOŽBE, LJUBLJANA	ATPG	27 Feb 2004	no par value	16,328,251	SI 002111216 2	holding companies management
2	ALPETOUR POTOVALNA AGENCIJA	APAG	2 Aug 2000	no par value	497,847	SI 003110989 3	passengers transportat
3	ALPOS	APOG	10 Apr 2006	no par value	144,913	SI 003111342 4	production of metal goods and equipment
4	CENTER NALOŽBE	IFHR	22 Jul 2004	no par value	3,777,004	SI 002111308 7	holding companies management
5	CETIS, CELJE	CETG	10 Mar 1997	no par value	200,000	SI 003110084 3	paper industry and graphics
6	CINKARNA, CELJE	CICG	6 Mar 1998	no par value	814,626	SI 003110380 5	metallurgic and chemical industry
7	D NALOŽBE	DFNR	31 Mar 2008	no par value	90,810	SI 003111394 5	holding companies management
8	DATALAB	DATR	30 Jun 2008	no par value	106,519	SI 003111451 3	software development
9	ELMO, LJUBLJANA	IELG	22 Feb 2001	no par value	708,000	SI 003111026 3	electrical installations
10	FINETOL	FINR	29 Feb 2008	no par value	254,619	SI 002111396 2	holding companies management
11	GEA TOVARNA OLJA	GSBG	30 June 1996	no par value	1,254,960	SI 003110129 6	oil - producing industry
12	GORENJSKI TISK, KRANJ	GTKG	19 Sep 1996	no par value	963,349	SI 003110119 7	graphics services
13	GORIŠKE OPEKARNE, RENČE	GORG	8 Mar 1999	no par value	523,634	SI 003110499 3	production of different clay brick products
14	GRAND HOTEL UNION	GHUG	5 Jan 2000	no par value	1,814,613	SI 003110865 5	hotel industry
15	HELIOS, DOMŽALE	HDOG	19 Sep 1996	11,694,732 SIT	278,446	SI 003110114 8	intermediary on fuel, mine sector
16	HRAM HOLDING	ST1R	27 Jan 2004	no par value	4,346,667	SI 002111210 5	holding companies management
17	INFOND HOLDING	IFFR	23 Sept 2002	no par value	16,833,414	SI 002111076 0	holding companies management
18	INLES, RIBNICA	IHPG	8 Oct 1999	no par value	712,410	SI 003110745 9	production of furniture
19	INTERTRADE ITA	INRG	20 Oct 1997	2,920,302 EUR	69,531	SI 003110333 4	mechanical engineering representative
20	JADRAN, SEŽANA	JASG	23 Sep 1996	no par value	165,302	SI 003110154 4	commerce industry
21	JAVOR, PIVKA	JPIG	13 Nov 2000	no par value	1,194,700	SI 003110910 9	production of plywood, bound and layer wood, fibre and other slabs
22	JELEN, SLOVENSKE KONJICE	JESG	29 Nov 1999	67,798,000 EUR	67,798	SI 003110430 8	restaurant & hotel capacities
23	JUTEKS, ŽALEC	JTKG	2 Nov 1999	no par value	641,432	SI 003110786 3	floor panel production on various linings
24	KD GROUP	KDHR	5 Feb 2001	no par value	2,675,640	SI 003111046 1	holding companies management
25	KOŠAKI TMI, MARIBOR	TKMG	11 Oct 1999	no par value	43,236	SI 003110424 1	secondary meat industry and production of meat products
26	KRONA HOLDING	KRHR	9 May 2002	no par value	3,295,357	SI 002111124 8	holding companies management

27	KS NALOŽBE	KSFR	24 Dec 2007	no par value	3,909,878	SI 002111385 5	holding companies management
28	LESNINA	MILG	12 Jan 2002	no par value	76,495	SI 003111116 2	wholesale and retail of furniture
29	MARINA, PORTOROŽ	MAPG	19 Sep 1996	627,864,000 EUR	313,932	SI 003110058 7	nautical and hotel industry
30	MAKSIMA HOLDING	MAHR	6 May 2003	no par value	6,399,850	SI 002111151 1	holding companies management
31	MAKSIMA INVEST	MKIR	26 Oct 2004	no par value	7,451,949	SI 002111319 4	holding companies management
32	MEDVEŠEK PUŠNIK, LJUBLJANA	MPLR	12 Dec 1997	no par value	800,000	SI 002110324 5	financial consulting
33	MEDVEŠEK PUŠNIK DZU	MDUR	13 Dec 2007	no par value	75,000	SI 002111160 2	holding companies management
34	MELAMIN, KOČEVJE	MKOG	23 Sep 1996	no par value	349,913	SI 003110130 4	chemical industry
35	MERCATA	MR0R	27 Jul 2004	no par value	2,891,874	SI 002111199 0	holding companies management
36	MESNA INDUSTRIJA PRIMORSKE	MIPG	19 June 2000	no par value	1,978,742	SI 003110969 5	meat processing industry; wholesale and retail trade with provisions
37	MKT PRINT	MKTG	11 Oct 1999	no par value	103,954	SI 003110094 2	printing, publishing, retail and wholesale
38	MODRA LINIJA HOLDING	MLHR	20 Nov 2002	no par value	2,192,411	SI 002111058 8	holding companies management
39	M1	MR1R	4 Aug 2004	no par value	3,932,515	SI 002111311 1	holding companies management
40	NAMA, LJUBLJANA	NALN	30 Apr 2004	no par value	953,795	SI 003110269 0	retail trade and renting of business premises
41	NFD HOLDING	NF2R	10 Dec 2003	no par value	33,727,196	SI 002111200 6	holding companies management
42	NIKO, ŽELEZNIKI	NKPG	17 Sep 1999	no par value	35,875	SI 003110717 8	office material, industrial paper-clips, electromagnets and other metal mechanisms production
43	PLAMA PUR	POPG	6 Dec 1999	no par value	686,798	SI 003110822 6	production and refashioning of poliuretanic (plastic) foams
44	KD	SKDR	21 Dec 2000	no par value	186,436	SI 003111016 4	holding companies management
45	SIVENT	SING	27 Feb 2008	no par value	1,229,712	SI 002111139 6	venture capital investing
46	SLOVENIJALES, LJUBLJANA	SLLG	8 May 1996	no par value	273,377	SI 003110040 5	commerce, engineering, representation
47	TEKSTINA, AJDOVŠČINA	TEAG	12 Feb 1997	no par value	1,127,293	SI 003110221 1	textile industry
48	TERME DOBRNA	ZDDG	5 July 1999	692,542,000 EUR	692,542	SI 003110539 6	medical services, tourist and hotel trade
49	TOSAMA, DOMŽALE	TODG	13 Sep 1996	no par value	290,000	SI 003110136 1	sanitary material production
50	TRDNJAVA HOLDING	TR0R	31 Mar 2004	no par value	2,593,123	SI 002111219 6	holding companies management
51	TRDNJAVA I HOLDING	TR1R	31 Mar 2004	no par value	891,750	SI 002111220 4	holding companies management
52	TRIGLAV NALOŽBE	TRSG	7 Apr 2004	no par value	13,182,366	SI 002111223 8	holding companies management
53	TUB SWATY, MARIBOR	TUBG	30 Dec 1997	no par value	288,940	SI 003110344 1	production and trade of knife grinders
54	VELANA, LJUBLJANA	VLJG	23 Dec 2002	no par value	1,409,645	SI 003110069 4	non-clothing textile manufacturer
55	VIPA HOLDING	VHDR	5 Nov 2003	no par value	7,347,565	SI 002111131 3	other financial intermediation
56	ZDRAVILIŠČE ROGAŠKA	RGS	11 Feb 1999	901,581,000 EUR	901,581	SI 003110489 4	health resort
57	ZLATA MONETA II finančna družba	ZM2R	13 Nov 2003	no par value	8,232,861	SI 002111198 2	other financial intermediation
58	ZVON ENA HOLDING	ZVHR	30 Oct 2003	no par value	12,431,743	SI 002111177 6	holding companies management
59	ZVON DVA HOLDING	ZV2R	25 Feb 2004	no par value	14,120,934	SI 002111215 4	holding companies management
60	ŽELEZARNA RAVNE - MONTER DRAVOGRAD	ZMDG	17 Sep 1999	no par value	336,225	SI 003110696 4	management of investment portfolios of subsidiaries

ENTRY MARKET - PREFERRED SHARES

	Issuer	Trading code	First trading day	Nominal value of issue listed	Number of shares traded	Isin code	Sector
1	KD GROUP	KDHP	18 July 2001	no par value	266,413	SI 003120050 2	holding companies management
2	PRVA GROUP	PPDG	20 Jul 2005	7,140,000 EUR	170,000	SI 002120064 5	pension insurance
3	ZDRAVILIŠČE ROGAŠKA	RGP	11 Feb 1999	56,204,000 EUR	28,102	SI 003120028 8	health resort

F) LIST OF SECURITIES

F2) BOND MARKET

CORPORATE BONDS

	Issuer	Trading code	First trading day	Nominal value of issue traded	Coupon interest rate	Maturity	Sector
1	ABANKA VIPA	AB06	25 Nov 2002	13,500,000 EUR	5.9% p.a.	2002-2009	banking
2	ABANKA VIPA	AB07	30 Oct 2003	17,300,000 EUR	5.3% p.a.	2003-2010	banking
3	ABANKA VIPA	AB08	16 Oct 2006	10,000,000 EUR	4.9% p.a.	2003-2011	banking
4	ABANKA VIPA	AB09	16 Oct 2006	10,000,000 EUR	4.7% p.a.	2003-2011	banking
5	ABANKA VIPA	AB10	16 Oct 2006	21,000,000 EUR	4.6% p.a.	2004-2011	banking
6	ABANKA VIPA	AB11	30 Jun 2006	20,865,000 EUR	4.0% p.a.	2005-2010	banking
7	ABANKA VIPA	AB12	30 Jun 2006	20,865,000 EUR	3.8% p.a.	2005-2010	banking
8	ABANKA VIPA	VIP6	6 Mar 2000	2,000,000 EUR	5.5% p.a.	1999-2009	banking
9	ABANKA VIPA	VIP7	19 July 2001	2,000,000 EUR	6.2% p.a.	2001-2010	banking
10	BANKA CELJE	BCE9	16 Oct 2006	20,864,500 EUR	3.8% p.a.	2005-2010	banking
11	BANKA CELJE	BCE7	17 Nov 2003	10,000,000 EUR	5.15% p.a.	2003-2010	banking
12	BANKA CELJE	BCE8	26 Oct 2004	12,500,000 EUR	4.9% p.a.	2004-2011	banking
13	BANKA CELJE	BCE10	12 Sep 2007	37,000,000 EUR	5.0% p.a.	2007-2017	banking
14	BANKA CELJE	BCE11	11 Jul 2008	50,000,000 EUR	6m EURIBOR + 200 b.p.	2008-openend	banking
15	BANKA ZASAVJE	BZ03	27 Jul 2004	5,000,000 EUR	4.5% p.a.	2004-2011	banking
16	CIMOS	CIM1	21 Jul 2005	20,000,000 EUR	5.75% p.a.	2004-2011	automobile industry
17	DARS	DRS1	30 Dec 2004	56,042,047 EUR	5.1% p.a.	2004-2024	performing financial engineering, preparatory, organization and policy making of building, maintenance of road network and management of super highways in Republic of Slovenia
18	DARS	DRS2	8 Nov 2005	61,758,920 EUR	4.5% p.a.	2005-2025	performing financial engineering, preparatory, organization and policy making of building, maintenance of road network and management of super highways in Republic of Slovenia
19	DARS	DRS3	3 Feb 2006	42,563,580 EUR	4,0% p.a.	2005-2020	performing financial engineering, preparatory, organization and policy making of building, maintenance of road network and management of super highways in Republic of Slovenia
20	DELO PRODAJA	DPR1	21 Aug 2008	2,000,000 EUR	6m EURIBOR + 0,6%	2008-2018	trade
21	DEOS	DEO1	28 Sep 2005	5,825,900 EUR	6% p.a.	2004-2014	the construction and maintenance of safe homes
22	DROGA KOLINSKA	DRK1	1 Jul 2008	30,000,000 EUR	5,50% p.a.	2007-2010	
23	FACTOR BANKA	FB14	7 Mar 2007	12,160,000 EUR	4,0% p.a.	2006-2012	banking
24	FACTOR BANKA	FB15	4 May 2007	9,000,000 EUR	6m EURIBOR + 1,05% p.a.	2006-2012	banking
25	FACTOR BANKA	FB16	19 Mar 2008	5,000,000 EUR	5,75% p.a.	2007-openend	banking
26	FACTOR BANKA	FB17	2 Oct 2007	25,000,000 EUR	6m EURIBOR + 60 b.p.	2007-2011	banking
27	FACTOR BANKA	FB19	19 Mar 2008	12,155,000 EUR	6m EURIBOR + 95 b.p.	2007-2010	banking
28	FACTOR BANKA	FB06	23 May 2005	4,196,500 EUR	2 % + 6month EURIBOR	2002-2009	banking
29	FACTOR BANKA	FB08	10 May 2005	6,300,000 EUR	4,8% p.a.	2003-2008	banking
30	FACTOR BANKA	FB09	10 May 2005	5,927,000 EUR	4,8% p.a.	2004-2014	banking
31	FACTOR BANKA	FB11	25 Oct 2005	13,000,000 EUR	1,5% + 6 month EURIBOR	2005-2020	banking
32	FACTOR BANKA	FB12	7 Mar 2006	10,425,000 EUR	3,75% p.a.	2005-2010	banking
33	FACTOR BANKA	FB20	12 Jun 2008	13,090,000 EUR	6m EURIBOR + 160 b.p.	2008-2013	banking
34	FACTOR BANKA	FB21	12 Sep 2008	7,338,000 EUR	6m EURIBOR + 160 b.p.	2008-2013	banking
35	FMR	FMR1	5 May 2005	5,000,000 EUR	4,6 % p.a.	2004-2009	holding companies management
36	HOTELI BERNARDIN	HTB1E	28 June 1999	10,225,800 EUR	8,5% p.a.	1999-2009	hotel and restaurant activities
37	KB1909	KBG1	10 Oct 2007	10,000,000 EUR	6m EURIBOR + 125 b.p.	2006-2011	financial services and holding companies management
38	KD HOLDING	KDH1	16 Dec 2005	40,000,000 EUR	5,45% p.a.	2005-2015	holding companies management
39	KD HOLDING	KDH2	7 Apr 2006	40,000,000 EUR	4,85% p.a.	205-2015	holding companies management
40	NOVA KBM	KBM5	26 Oct 2004	25,037,400 EUR	5,3% p.a.	2004-2009	banking
41	NOVA KBM	KBM7	30 Jun 2005	29,210,300 EUR	4,1% p.a.	2004-2011	banking
42	NOVA KBM	KBM8	30 Jun 2005	29,210,300 EUR	3,9% p.a.	2005-2010	banking
43	NOVA LJUBLJANSKA BANKA	BDM1	19 Sep 2008	12,500,000 EUR	6m EURIBOR + 140 b.p.	2008-2013	banking
44	NOVA LJUBLJANSKA BANKA	NLB14	16 Oct 2006	17,000,000 EUR	5% p.a.	2003-2008	banking
45	NOVA LJUBLJANSKA BANKA	NLB15	16 Oct 2006	54,717,569 EUR	4,8% p.a.	2004-2012	banking
46	NOVA LJUBLJANSKA BANKA	NLB11	18 Jun 2003	26,326,000 EUR	5,1% p.a.	2002-2009	banking
47	NOVA LJUBLJANSKA BANKA	NLB13	14 Nov 2003	48,962,722 EUR	7% p.a.	2003-2013	banking
48	NOVA LJUBLJANSKA BANKA	NLB16	30 Jun 2005	32,363,761 EUR	4,0% p.a.	2004-2009	banking
49	NOVA LJUBLJANSKA BANKA	NLB17	30 Jun 2005	42,435,889 EUR	3,85% p.a.	2005-2011	banking
50	NOVA LJUBLJANSKA BANKA	NLB18	29 Dec 2005	62,593,500 EUR	4,15% p.a.	2005-2015	banking
51	NOVA LJUBLJANSKA BANKA	NLB19	29 Dec 2005	41,729,000 EUR	4,0% p.a.	2005-2016	banking
52	NOVA LJUBLJANSKA BANKA	NLB20	25 Aug 2006	23,827,259 EUR	3,75% p.a. first 3 years, then 6m EURIBOR + 30 b.p.	2006-2013	banking
53	NOVA LJUBLJANSKA BANKA	NLB21	27 Dec 2006	29,001,655 EUR	4,0% p.a.	2006-2009	banking
54	NOVA LJUBLJANSKA BANKA	NLB22	11 Jan 2007	29,894,000 EUR	6m EURIBOR + 25 b.p.	2006-2011	banking
55	NOVA LJUBLJANSKA BANKA	NLB23	28 Nov 2007	54,200,000 EUR	3m EURIBOR + 20 b.p.	2007-2012	banking
56	NOVA LJUBLJANSKA BANKA	NLB24	19 Sep 2008	100,000,000 EUR	6m EURIBOR + as specified in Prospectus 4.7	2008-2013	banking
57	POSLOVNI SISTEM MERCATOR	MEO1	16 Oct 2006	36,540,000 EUR	4,8% p.a.	2004-2011	commerce industry, agriculture
58	POŠTNA BANKA SLOVENIJE	PBS6	16 Oct 2006	4,172,900 EUR	4,4% p.a.	2004-2012	banking
59	POŠTNA BANKA SLOVENIJE	PBS7	16 Oct 2006	16,691,600 EUR	4,7% p.a.	2004-2011	banking

60	POTEZA NALOŽBE	PNO1	29 Sep 2004	10,000,000 EUR	5.25% p.a.	2003-2011	enterprise and business counseling
61	PROBANKA	PRB9	16 Apr 2008	25,000,000 EUR	3m EURIBOR +1.5% (2.7 after 10 years)	2007-openend	banking
62	PROBANKA, MARIBOR	PRB7	16 Oct 2006	12,000,000 EUR	5.2% p.a.	2004-2010	banking
63	PROBANKA, MARIBOR	PRB8	16 Mar 2007	9,200,000 EUR	3.9% p.a.	2006-2012	banking
64	SIP, STROJNA INDUSTRIJA	SIPBE	19 June 2000	1,763,985 EUR	6% p.a.	1999-2009	manufacturing farm equipment
65	STANOVANJSKI SKLAD RS	SSR1E	4 Jul 1996	3,628,440 EUR	6% p.a.	1995-2010	national mortgage agency
66	STANOVANJSKI SKLAD RS	SSR3	16 Oct 2006	8,345,800 EUR	TOM + 6.10% p.a.	2001-2011	national mortgage agency

INSURANCE

	Issuer	Trading code	First trading day	Nominal value of issue traded	Coupon interest rate	Maturity	Sector
1	ZAVAROVALNICA TRIGLAV	ZT01	2 Jun 2004	30,000,000 EUR	5.125% p.a.	2003-2013	insurance

MUNICIPAL and GOVERNMENT BONDS

	Issuer	Trading code	First trading day	Nominal value of issue traded	Coupon interest rate	Maturity	Sector
1	REPUBLIC OF SLOVENIA	RS18	15 May 2000	45,016,600 EUR	6% p.a.	2000-2010	government bond
2	REPUBLIC OF SLOVENIA	RS21	18 Nov 2002	46,845,764 EUR	1% p.a. + TOM	2001-2015	government bond
3	REPUBLIC OF SLOVENIA	RS23	20 Feb 2001	40,000,000 EUR	6% p.a.	2001-2011	government bond
4	REPUBLIC OF SLOVENIA	RS26	14 June 2001	49,976,500 EUR	5.375% p.a.	2001-2011	government bond
5	REPUBLIC OF SLOVENIA	RS29	25 Jan 2002	55,000,000 EUR	5.375% p.a.	2002-2012	government bond
6	REPUBLIC OF SLOVENIA	RS32	25 Jan 2002	23,865,500 EUR	5.375% p.a.	2002-2012	government bond
7	REPUBLIC OF SLOVENIA	RS33	9 Apr 2002	127,166,004 EUR	8% p.a.	2002-2022	government bond
8	REPUBLIC OF SLOVENIA	RS38	30 Apr 2002	68,847,000 EUR	5.63% p.a.	2002-2017	government bond
9	REPUBLIC OF SLOVENIA	RS44	29 Nov 2002	4,443,536 EUR	6.65% p.a.	2002-2012	government bond
10	REPUBLIC OF SLOVENIA	RS48	10 Dec 2002	56,465,200 EUR	4.75% p.a.	2002-2012	government bond
11	REPUBLIC OF SLOVENIA	RS49	22 Jan 2003	29,632,020 EUR	4.75% p.a.	2003-2022	government bond
12	REPUBLIC OF SLOVENIA	RS50	11 Mar 2003	48,527,000 EUR	4.50% p.a.	2003-2013	government bond
13	REPUBLIC OF SLOVENIA	RS53	17 Apr 2003	79,290,900 EUR	4.875% p.a.	2003-2018	government bond
14	REPUBLIC OF SLOVENIA	RS54	29 Oct 2003	76,295,376 EUR	5.75% p.a.	2003-2013	government bond
15	REPUBLIC OF SLOVENIA	RS56	24 Feb 2004	202,023,193 EUR	4.875% p.a.	2004-2009	government bond
16	REPUBLIC OF SLOVENIA	RS57	29 Mar 2004	259,697,224 EUR	4.875% p.a.	2004-2014	government bond
17	REPUBLIC OF SLOVENIA	RS59	2 Feb 2005	1,066,332,031 EUR	4% p.a.	2005-2016	government bond
18	REPUBLIC OF SLOVENIA	RS60	14 Apr 2005	368,623,416 EUR	3.5 % p.a.	2005-2010	government bond
19	REPUBLIC OF SLOVENIA	RS61	24 Jan 2006	328,861,569 EUR	3.25 % p.a.	2006-2011	government bond
20	REPUBLIC OF SLOVENIA	RS62	24 Jan 2006	390,540,053 EUR	3.5 % p.a.	2005-2017	government bond
21	REPUBLIC OF SLOVENIA	RS63	11 Feb 2008	1,000,000,000 EUR	4.375 % p.a.	2008-2019	government bond
22	SLOVENSKA ODŠKODNINSKA DRUŽBA	SOS2E	7 Apr 1997	718,667,072 EUR	6 % p.a.	1996-2016	meeting commitments deriving from denationalisation process

TOM (abbreviation for: "temeljna obrestna mera"- base interest rate) - indexation factor, calculated as twelve month average of monthly consumer price index

F3) FUND MARKET

	Open-end fund	Trading code	First trading day	Value of first trade	Number of coupons traded	Isin code	Type
1	MP-BALKAN.SI	MPBL	24 Nov 2006	62,36	439,691	SI 002140002 1	mutual fund
2	MP-EUROSTOCK.SI	MPEU	16 Jun 2006	5,47	1,155,145	SI 002140001 3	mutual fund / ETF
3	PB Biotech Index	PBDBI	23 Jun 2008	0,963	663,529	SI 002140092 2	mutual fund / ETF
4	PB Uranium Index	PBDUI	23 Jun 2008	0,982	806,137	SI 002140093 0	mutual fund / ETF
3	Probanka globalni naložbeni sklad	PBGS	24 Nov 2006	0,710	94,696,011	SI 002140003 9	mutual fund

F4) CLOSED-END FUND MARKET

	Issuer	Trading code	First trading day	Nominal value of shares traded	Number of shares traded	Isin code	Sector
1	INFOND ID 1	IFDR	2 Aug 2004	no par value	4,956,471	SI 002111307 9	investment fund
2	KD ID	KDIR	9 Feb 2001	no par value	9,181,542	SI 002111341 8	investment fund
3	KRONA SENIOR ID	SNOG	8 Dec 1998	no par value	6,895,504	SI 002110590 1	investment fund
4	NFD 1 DELNIŠKI INVESTICIJSKI SKLAD	NFIN	26 Oct 1998	no par value	160,580,300	SI 002110600 8	investment fund
5	ZVON ENA ID	ZVIR	24 Nov 2003	no par value	2,277,577	SI 002111178 4	investment fund