

MONTHLY STATISTICS
LJUBLJANA STOCK EXCHANGE
NOVEMBER 2008
Year XIV., No. 11/08

TURNOVER

Market	Turnover (in 000 EUR)	Volume in pieces	Number of trades
Shares	51,565	1,360,742	16,885
Prime Market	40,699	749,865	11,391
Standard Market	8,670	328,021	3,256
Entry Market	2,196	282,856	2,238
Bonds	16,954	229,997	411
Investment coupons	1,481	768,150	433
Closed-end Funds Shares	2,541	1,502,769	1,463
Short-term securities	0	0	0
Total	72,541	3,861,658	19,192

MARKET SIZE

Market	Market capitalisation (in EURm)	Number of securities	Number of issuers
Shares	9,398	87	85
Prime Market	4,878	7	7
Standard Market	2,743	18	18
Entry Market	1,776	62	60
Bonds	6,466	87	22
Investment coupons	148	7	3
Closed-end Funds Shares	268	4	4
Total	16,280	185	107

**MONTHLY TURNOVER BY MARKETS
IN 000 EUR - SHARES**

	Regulated market		Off-market trades*
	Normal trades	Block Trades	
oct.07	157,104	18,638	353,871
nov.07	187,975	7,488	881,279
dec.07	176,582	3,766	248,504
jan.08	95,433	4,989	151,846
feb.08	102,237	6,416	276,497
mar.08	121,102	3,630	364,763
apr.08	47,608	6,722	150,773
may.08	42,957	1,651	175,915
jun.08	43,690	7,681	94,723
jul.08	26,774	4,975	170,282
aug.08	71,739	2,931	252,186
sep.08	86,192	1,570	203,769
nov.08	50,776	789	109,498

* appreciation of off-market transactions with listed securities based on volume of off-market transaction and their monthly average prices

PRIME MARKET SHARES

	Turnover (in 000 EUR)	Number of trades	Market capitalisation (in EURm)
GORENJE	1,562	843	192
INTEREUROPA	356	439	81
KRKA	28,214	7,079	1,912
LUKA KOPER	2,368	1,047	362
MERCATOR	2,667	624	687
PETROL	2,312	658	594
TELEKOM SLOVENIJE	3,220	701	1,050
TOTAL	40,699	11,391	4,878

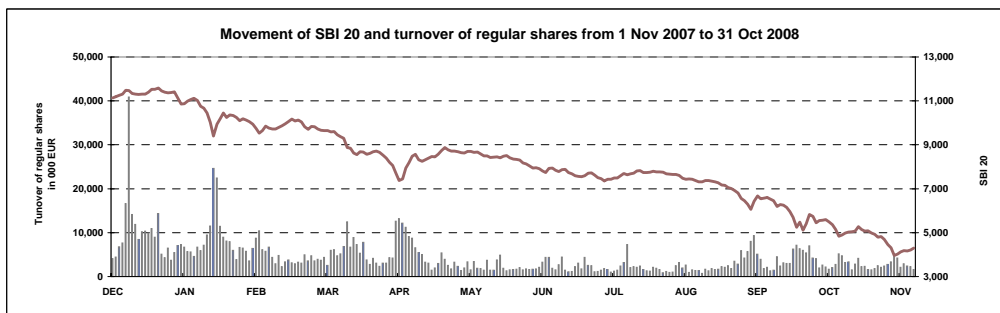
**MONTHLY TURNOVER BY MARKETS
IN 000 EUR - OTHER SECURITIES**

	Regulated market			Off-market trades*
	Normal trades	Block trades	Market maker segment**	
nov.07	16,489	3,244	45,092	158,111
dec.07	20,982	15,833	9,653	62,260
jan.08	13,571	0		42,426
feb.08	12,522	5,971		1,279,971
mar.08	14,031	14,273		438,969
apr.08	15,690	58,765		204,176
may.08	14,464	3,430		103,687
jun.08	11,973	6,291		180,208
jul.08	8,934	404		159,862
aug.08	6,660	1,450		98,979
sep.08	15,303	5,910		182,701
oct.08	18,460	50,857		247,663
nov.08	11,606	9,369		74,317

* appreciation of off-market transactions with listed securities based on volume of off-market transaction (Market Maker Trading Segment trades excluded) and their monthly average prices
** special segment for trading in securities issued by Republic of Slovenia

NOMINAL RETURN

STOCK EXCHANGE INDICES	Nominal return 30 Nov 2008 / 31 Oct 2008	Nominal return 30 Nov 2008 / 31 Dec 2007	Nominal return 30 Nov 2008 / 30 Nov 2007
Slovene Stock Exchange Index (SBI20)	-14.67%	-62.24%	-61.37%
Slovene Blue-Chip Index (SBI TOP)	-14.41%	-61.21%	-59.96%



ISSUER


Ljubljana Stock Exchange Inc.
Slovenska 56
1000 Ljubljana

INFORMATION

E-mail:	info@ljse.si
Phone:	+386 1 47-10-211 +386 1 47-10-318
Contact persons:	Nataša Žabkar, Boštjan Šbül

STATISTICS ON WEB:

<http://www.ljse.si/cgi-bin/jve.cgi?doc=1989&sid=oW6SxKEMNaGgXs4b>



The screenshot shows the Ljubljana Stock Exchange website portal. At the top, there is a navigation bar with links: WHAT'S NEW, MARKET DATA, PRODUCTS & SERVICES, FOR ISSUERS, MEMBERS, ABOUT THE LJSE. The main content area is divided into several sections:

- INDICES on Dec 1. 2008 at 13:09:** A table showing the SBI20 and SBITOP indices with their values, absolute changes, and relative changes.
- SBI 20 / SBI TOP:** A line chart showing the performance of the SBI 20 index from 10:00 to 13:00.
- PRIME MARKET SHARES on Dec 1. 2008 at 13:09:** A table listing the top 10 prime market shares with their symbols, values, changes, and turnovers.
- TOP 3 GAINERS / DECLINERS on Dec 1. 2008 at 13:09:** A table listing the top 3 gainers and decliners with their symbols, values, number of trades, and relative changes.
- Search:** A search box for web content and securities.
- PRIME MARKET LATEST ANNOUNCEMENTS:** A list of recent announcements from companies like PETROL, INTEREUROPA, TELEKOM SLOVENIJE, and LUKA KOPER.
- WHAT'S NEW:** A section for the latest news, including a report from the LJSE Supervisory Board Meeting.
- QUICK LINKS:** A list of quick links for daily price lists, data archives, and other resources.

The website also features a sidebar with navigation options like 'LJSEPRIME', 'Going public', 'Locate a broker', and 'LJSE trading real-time'. The bottom of the page has a large 'PORTAL' logo.

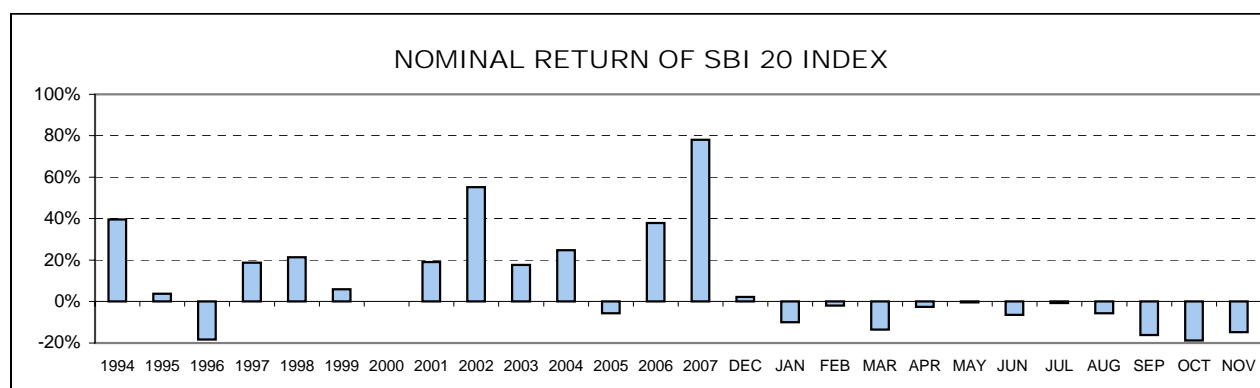
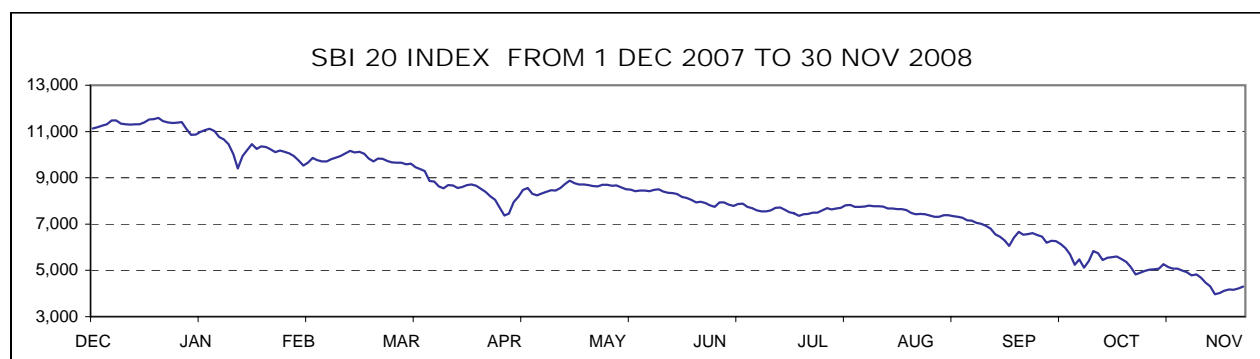
INDEX

	Page
A) STOCK EXCHANGE INDICES	1
A1) Values, yields and movements of Stock Exchange Indices	1
A2) Index compositions	3
B) NUMBER OF ISSUERS, TRADED SECURITIES AND MEMBERS	4
C) TURNOVER	5
C1) Monthly turnover by securities	5
C2) Most traded securities	10
C3) Monthly turnover by LJSE members	11
C4) Monthly turnover in 2007 and 2008	13
D) MARKET CAPITALISATION	16
D1) Market capitalisation of shares	17
D2) Market capitalisation of bonds	20
D3) Market capitalisation of investment funds	24
E) OTHER	25
E1) Indicators (shares on official market)	25
E2) Record values	26
E3) New listed securities and changes	27
F) LIST OF SECURITIES	30
F1) Shares	30
F2) Bonds	33
F3) Funds	35

A) STOCK EXCHANGE INDICES

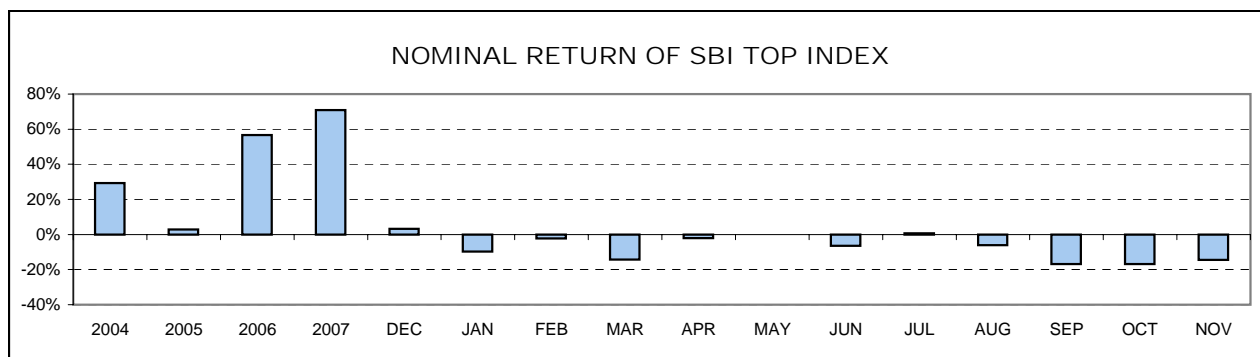
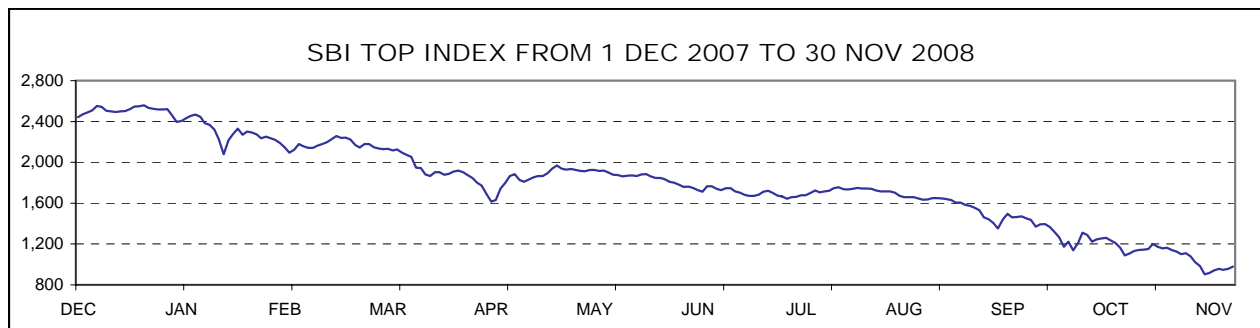
SBI 20 - SLOVENE STOCK EXCHANGE INDEX

Year	Max	Date	Min	Date	Close	Nominal return
1994	1,804.00	10 May 1994	1,015.92	6 Jan 1994	1,396.81	39.68%
1995	1,590.17	9 Nov 1995	1,016.99	13 July 1995	1,448.75	3.72%
1996	1,589.18	13 Mar 1996	891.93	10 Sept 1996	1,183.26	-18.33%
1997	1,655.36	10 Feb 1997	1,052.44	8 Jan 1997	1,404.70	18.71%
1998	2,026.47	10 Aug 1998	1,378.49	6 Jan 1998	1,705.77	21.43%
1999	1,981.87	19 Feb 1999	1,679.48	5 Jan 1999	1,806.26	5.89%
2000	1,903.66	24 Jan 2000	1,584.23	25 May 2000	1,807.94	0.09%
2001	2,159.35	19 Dec 2001	1,700.24	25 Apr 2001	2,151.59	19.01%
2002	3,547.64	8 Nov 2002	2,140.80	3 Jan 2002	3,340.20	55.24%
2003	4,034.53	5 Dec 2003	3,067.67	3 Jul 2003	3,931.64	17.71%
2004	4,935.29	15 Nov 2004	3,922.74	5 Jan 2004	4,904.48	24.74%
2005	5,131.61	1 Feb 2005	4,301.58	28 Sep 2005	4,630.10	-5.59%
2006	6,464.80	18 Dec 2006	4,427.22	29 Mar 2006	6,382.92	37.86%
2007	12,242.01	31 Aug 2007	6,551.52	3 Jan 2007	11,369.58	78.13%
First half-year 2008	11,408.00	4 Jan 2008	7,368.49	15 Apr 2008	7,877.87	-30.71%
2008	Max	Date	Min	Date	Close	Nominal return
January	11,408.00	4 Jan 2008	9,403.36	22 Jan 2008	10,240.11	-9.93%
February	10,184.01	4 Feb 2008	9,528.17	12 Feb 2008	10,040.85	-1.95%
March	9,839.26	5 Mar 2008	8,552.05	27 Mar 2008	8,677.56	-13.58%
April	8,710.31	4 Apr 2008	7,368.49	15 Apr 2008	8,451.55	-2.60%
May	8,875.66	7 May 2008	8,415.07	30 May 2008	8,415.07	-0.43%
June	8,504.40	3 Jun 2008	7,738.73	19 Jun 2008	7,877.87	-6.38%
July	7,822.90	31 Jul 2008	7,358.83	16 Jul 2008	7,822.90	-0.70%
August	7,797.49	6 Aug 2008	7,310.60	27 Aug 2008	7,380.15	-5.66%
September	7,378.75	1 Sep 2008	6,055.74	18 Sep 2008	6,188.15	-16.15%
October	6,275.77	1 Oct 2008	4,829.45	27 Oct 2008	5,031.55	-18.69%
November	5,271.20	5 Nov 2008	3,965.57	20 Nov 2008	4,293.33	-14.67%



SBI TOP - SLOVENE BLUE-CHIP INDEX

Year	Max	Date	Min	Date	Close	Nominal return
2003	730.49	4 Dec 2003	534.14	8 Jul 2003	707.94	-
2004	946.60	25 Nov 2004	706.53	5 Jan 2004	915.40	29.30%
2005	960.74	8 Dec 2005	817.33	1 Jul 2005	941.02	2.80%
2006	1,506.88	18 Dec 2006	940.16	3 Jan 2006	1,473.33	56.57%
2007	2,674.69	31 Aug 2007	1,501.26	3 Jan 2007	2,518.92	70.97%
First half-year 2008	2,520.56	4 Jan 2008	1,613.99	15 Apr 2008	1,745.75	-30.69%
2008	Max	Date	Min	Date	Close	Nominal return
January	2,520.56	4 Jan 2008	2,079.02	22 Jan 2008	2,273.91	-9.73%
February	2,258.55	26 Feb 2008	2,095.28	12 Feb 2008	2,222.37	-2.27%
March	2,178.27	6 Mar 2008	1,865.64	27 Mar 2008	1,903.59	-14.34%
April	1,917.62	4 Apr 2008	1,613.99	15 Apr 2008	1,865.35	-2.01%
May	1,967.95	7 May 2008	1,862.63	27 May 2008	1,865.69	0.02%
June	1,884.05	3 Jun 2008	1,712.90	19 Jun 2008	1,745.75	-6.43%
July	1,755.94	31 Jul 2008	1,643.08	16 Jul 2008	1,755.94	0.58%
August	1,748.63	6 Aug 2008	1,632.87	27 Aug 2008	1,649.19	-6.08%
September	1,650.15	1 Sep 2008	1,351.67	18 Sep 2008	1,371.97	-16.81%
October	1,396.48	2 Oct 2008	1,089.50	27 Oct 2008	1,141.60	-16.79%
November						



A2) INDEX COMPOSITIONS

COMPOSITION OF SLOVENE STOCK EXCHANGE INDEX - SBI 20 ON 30 NOV 2008

Issuer	Trading code	Adjusted number of shares	Base value in EUR	Adjusted share	Sector	Market capitalisation (free float) of index on 30 Nov 2008	Sector share
KRKA	KRKG	7,065,989	16.25	15.00%	pharmaceuticals	381,351,426	15.40%
PETROL	PETG	1,110,086	120.41	13.48%	oil and gas	316,085,888	12.76%
TELEKOM SLOVENIJE	TLSG	1,806,046	292.70	9.87%	telecommunication	290,123,229	11.72%
SAVA	SAVA	1,027,559	83.57	9.77%	industrial conglomerates	275,950,969	12.82%
MERCATOR	MELR	1,523,837	24.46	8.06%	trade	278,024,061	11.23%
NOVA KBM	KBMR	11,234,861	40.69	6.71%	bank	135,829,469	5.49%
GORENJE	GRVG	9,425,385	10.23	6.61%	household appliances	129,222,028	5.22%
ZAVAROVALNICA TRIGLAV	ZVTG	8,500,880	30.81	6.25%	insurance	157,861,342	10.09%
LUKA KOPER	LKPG	4,138,622	12.50	5.38%	transport	106,900,606	7.49%
PIVOVARNA LAŠKO	PILR	2,688,231	27.19	4.94%	food and beverages	113,819,701	4.60%
POZAVAROVALNICA SAVA	POSR	6,553,763	27.50	4.30%	insurance	92,080,370	
HELIOS	HDOG	115,888	795.68	3.01%	chemical products	78,803,840	3.18%
INTEREUROPA	IEKG	4,348,011	21.69	2.47%	transport	44,784,513	
ISTRABENZ	ITBG	1,181,014	14.61	2.16%	industrial conglomerates	41,618,933	
AERODROM LJUBLJANA	AELG	1,081,836	47.93	2.01%	transport	33,883,104	
Market capitalisation of index						2,476,339,480	
Share of market capitalisation of shares in index							26.35%

COMPOSITION OF SLOVENE BLUE-CHIP INDEX - SBI TOP ON 30 NOV 2008

Issuer	Trading code	Adjusted number of shares	Base value in EUR	Adjusted share	Sector	Market capitalisation (free float) of index on 30 Nov 2008	Sector share
KRKA	KRKG	14,345,399	16.25	30.00%	pharmaceuticals	774,221,184	30.03%
PETROL	PETG	1,110,086	120.41	13.28%	oil and gas	316,085,888	12.26%
TELEKOM SLOVENIJE	TLSG	1,806,046	292.70	9.72%	telecommunication	290,123,229	11.25%
SAVA	SAVA	1,027,559	238.29	9.62%	industrial conglomerates	275,950,969	10.70%
MERCATOR	MELR	1,523,837	24.46	7.94%	trade	278,024,061	10.78%
NOVA KBM	KBMR	11,234,861	40.69	6.61%	bank	135,829,469	5.27%
GORENJE	GRVG	9,425,385	10.23	6.51%	household appliances	129,222,028	5.01%
ZAVAROVALNICA TRIGLAV	ZVTG	8,500,880	30.81	6.15%	insurance	157,861,342	6.12%
LUKA KOPER	LKPG	4,138,622	61.67	5.30%	transport	106,900,606	4.15%
PIVOVARNA LAŠKO	PILR	2,688,231	27.19	4.86%	food and beverages	113,819,701	4.41%
Market capitalisation of index						2,578,038,477	
Share of market capitalisation of shares in index							27.43%

B) NUMBER OF ISSUERS, TRADED SECURITIES AND MEMBERS

	30 Nov 2007	31 Dec 2007	31 Oct 2008	30 Nov 2008
NUMBER OF ISSUERS	112	112	108	107
Equity market - prime market	8	8	7	7
Equity market - standard market	17	17	18	18
Equity market - entry market	61	62	61	60
Bond market	20	20	22	22
Fund market	2	2	3	3
Closed-edn fund market	7	7	4	4
Short-term securities	1	1	1	1
	30 Nov 2007	31 Dec 2007	31 Oct 2008	30 Nov 2008
NUMBER OF SECURITIES	194	188	189	187
Equity market - prime market	8	8	7	7
Equity market - standard market	17	17	18	18
Equity market - entry market	63	64	63	62
Bond market	90	89	88	87
Fund market	3	3	7	7
Closed-edn fund market	7	7	4	4
Short-term securities	3	3	2	3
	30 Nov 2007	31 Dec 2007	31 Oct 2008	30 Nov 2008
NUMBER OF MEMBERS	24	24	23	23

C1) TURNOVER BY SECURITIES IN NOVEMBER 2008

EQUITY MARKET - PRIME MARKET

Issue	Stock trades (in EUR)	Stock trades (in USD)	Normal trades (in EUR)	Block trades (in EUR)	Share in total turnover	Share in turnover of shares	Volume in pieces	Number of bargains
Total	40,698,597	51,765,508	40,354,816	343,781	56.10%	78.93%	749,865	11,391
1 KRKA	28,214,087	35,867,533	28,214,087	0	38.89%	54.72%	485,695	7,079
2 TELEKOM SLOVENIJE	3,219,714	4,091,372	3,219,714	0	4.44%	6.24%	19,529	701
3 MERCATOR	2,666,890	3,400,634	2,498,930	167,960	3.68%	5.17%	13,978	624
4 LUKA KOPER	2,368,066	3,012,006	2,368,066	0	3.26%	4.59%	84,259	1,047
5 PETROL	2,312,436	2,948,234	2,312,436	0	3.19%	4.48%	7,594	658
6 GORENJE	1,561,818	1,992,883	1,385,997	175,821	2.15%	3.03%	105,220	843
7 INTEREUROPA	355,585	452,845	355,585	0	0.49%	0.69%	33,590	439

EQUITY MARKET - STANDARD MARKET

Issue	Stock trades (in EUR)	Stock trades (in USD)	Normal trades (in EUR)	Block trades (in EUR)	Share in total turnover	Share in turnover of shares	Volume in pieces	Number of bargains
Total	8,670,452	11,030,228	8,224,952	445,500	11.95%	16.81%	328,021	3,256
Common shares	8,669,310	11,028,769	8,223,810	445,500	11.95%	16.81%	327,990	3,252
1 SAVA	1,791,993	2,275,403	1,346,493	445,500	2.47%	3.48%	6,831	256
2 NOVA KREDITNA BANKA MARIBOR	1,737,509	2,213,724	1,737,509	0	2.40%	3.37%	134,197	963
3 ZAVAROVALNICA TRIGLAV	1,508,690	1,922,197	1,508,690	0	2.08%	2.93%	66,940	387
4 POZAVAROVALNICA SAVA	906,020	1,151,716	906,020	0	1.25%	1.76%	63,370	273
5 ISTRABENZ	744,148	948,003	744,148	0	1.03%	1.44%	17,785	332
6 AERODROM LJUBLJANA	649,439	825,779	649,439	0	0.90%	1.26%	17,093	487
7 PIVOVARNA LAŠKO	628,275	795,928	628,275	0	0.87%	1.22%	13,201	322
8 ABANKA VIPA	257,278	326,523	257,278	0	0.35%	0.50%	4,798	80
9 ŽITO	169,865	216,639	169,865	0	0.23%	0.33%	1,367	62
10 TERME ČATEŽ	150,330	192,388	150,330	0	0.21%	0.29%	645	43
11 SALUS, LJUBLJANA	90,210	114,941	90,210	0	0.12%	0.17%	192	26
12 ETOL	28,222	36,165	28,222	0	0.04%	0.05%	166	13
13 MLINOTEST	6,920	8,839	6,920	0	0.01%	0.01%	1,384	3
14 NIKA	237	301	237	0	0.00%	0.00%	16	2
15 ISKRA AVTOELEKTRIKA	120	153	120	0	0.00%	0.00%	3	1
16 DELO PRODAJA	54	69	54	0	0.00%	0.00%	2	2
17 KOMPAS MTS	0	0	0	0	0.00%	0.00%	0	0
Preferred shares	1,142	1,460	1,142	0	0.00%	0.00%	31	4
1 PROBANKA	1,142	1,460	1,142	0	0.00%	0.00%	31	4

EQUITY MARKET - ENTRY MARKET

Issue	Stock trades (in EUR)	Stock trades (in USD)	Normal trades (in EUR)	Block trades (in EUR)	Share in total turnover	Share in turnover of shares	Volume in pieces	Number of bargains
Total	2,196,388	2,795,349	2,196,388	0	3.03%	4.26%	282,856	2,238
Common shares	2,164,606	2,754,753	2,164,606	0	2.98%	4.20%	281,694	2,181
1 AKTIVA NALOŽBE	797,368	1,014,113	797,368	0	1.10%	1.55%	122,672	873
2 HELIOS, DOMŽALE	194,910	246,400	194,910	0	0.27%	0.38%	281	66
3 NIKO	137,604	176,110	137,604	0	0.19%	0.27%	380	22
4 CINKARNA CELJE	133,187	170,154	133,187	0	0.18%	0.26%	1,512	33
5 KD	131,450	169,564	131,450	0	0.18%	0.25%	239	7
6 INFOND HOLDING	118,856	151,696	118,856	0	0.16%	0.23%	25,333	144
7 KD GROUP	115,042	145,880	115,042	0	0.16%	0.22%	2,107	174
8 KS NALOŽBE	91,838	116,615	91,838	0	0.13%	0.18%	44,175	104
9 NFD HOLDING	89,243	113,322	89,243	0	0.12%	0.17%	16,869	117
10 JUTEKS	60,697	77,247	60,697	0	0.08%	0.12%	1,101	29
11 ZVON ENA HOLDING	50,850	64,535	50,850	0	0.07%	0.10%	6,359	69
12 ZVON DVA HOLDING	31,080	39,614	31,080	0	0.04%	0.06%	13,027	84
13 MAKSIMA INVEST	29,009	36,773	29,009	0	0.04%	0.06%	5,787	40
14 MEDVEŠEK PUŠNIK	28,387	35,686	28,387	0	0.04%	0.06%	1,891	9
15 MAKSIMA HOLDING	27,326	34,739	27,326	0	0.04%	0.05%	4,681	61
16 MERCATA	25,961	32,988	25,961	0	0.04%	0.05%	5,769	24
17 HRAM HOLDING	19,832	25,301	19,832	0	0.03%	0.04%	7,468	36
18 CENTER NALOŽBE	15,087	19,147	15,087	0	0.02%	0.03%	2,187	90
19 ZLATA MONETA II	14,195	17,967	14,195	0	0.02%	0.03%	4,688	28
20 VIPA HOLDING	10,696	13,594	10,696	0	0.01%	0.02%	2,689	21
21 TRIGLAV NALOŽBE	8,899	11,373	8,899	0	0.01%	0.02%	6,244	30
22 CETIS	7,770	9,768	7,770	0	0.01%	0.02%	105	4
23 ALPOS	5,490	7,014	5,490	0	0.01%	0.01%	139	6
24 MODRA LINJA HOLDING	5,309	6,716	5,309	0	0.01%	0.01%	756	12
25 M1	5,305	6,738	5,305	0	0.01%	0.01%	2,002	17
26 ZDRAVILIŠČE ROGAŠKA	1,635	2,060	1,635	0	0.00%	0.00%	1,216	10
27 MARINA PORTOROŽ	1,600	2,043	1,600	0	0.00%	0.00%	20	1
28 SIVENT	1,492	1,894	1,492	0	0.00%	0.00%	648	24
29 DATALAB TEHNOLOGIJE	1,462	1,848	1,462	0	0.00%	0.00%	19	6
30 TRDNJAVA HOLDING	1,304	1,661	1,304	0	0.00%	0.00%	1,122	18
31 ALPETOUR POTOVALNA AGENCIJA	791	1,000	791	0	0.00%	0.00%	60	3
32 GRAND HOTEL UNION	526	677	526	0	0.00%	0.00%	39	3
33 MIP	150	192	150	0	0.00%	0.00%	46	4
34 JAVOR PIVKA	70	89	70	0	0.00%	0.00%	10	1
35 INLES	62	78	62	0	0.00%	0.00%	20	2
36 D NALOŽBE	59	75	59	0	0.00%	0.00%	31	7
37 KOŠAKI TMI	58	73	58	0	0.00%	0.00%	1	1
38 TERME DOBRNA	7	9	7	0	0.00%	0.00%	1	1
39 FINETOL	0	0	0	0	0.00%	0.00%	0	0
40 GORIŠKE OPEKARNE	0	0	0	0	0.00%	0.00%	0	0
41 GEA	0	0	0	0	0.00%	0.00%	0	0
42 GORENJSKI TISK	0	0	0	0	0.00%	0.00%	0	0
43 ELMO	0	0	0	0	0.00%	0.00%	0	0
44 INTERTRADE ITA	0	0	0	0	0.00%	0.00%	0	0
45 JADRAN	0	0	0	0	0.00%	0.00%	0	0
46 JELEN GOSTINSKO PODJETJE	0	0	0	0	0.00%	0.00%	0	0
47 KRONA HOLDING	0	0	0	0	0.00%	0.00%	0	0
48 MEDVEŠEK PUŠNIK DZU	0	0	0	0	0.00%	0.00%	0	0
49 LESNINA	0	0	0	0	0.00%	0.00%	0	0
50 MELAMIN	0	0	0	0	0.00%	0.00%	0	0
51 MKT PRINT	0	0	0	0	0.00%	0.00%	0	0
52 NAMA	0	0	0	0	0.00%	0.00%	0	0
53 PLAMA - PUR	0	0	0	0	0.00%	0.00%	0	0
54 SLOVENJALEŠ	0	0	0	0	0.00%	0.00%	0	0
55 TEKSTINA	0	0	0	0	0.00%	0.00%	0	0
56 TOŠAMA	0	0	0	0	0.00%	0.00%	0	0
57 TRDNJAVA I HOLDING	0	0	0	0	0.00%	0.00%	0	0
58 SWATY	0	0	0	0	0.00%	0.00%	0	0
59 VELANA	0	0	0	0	0.00%	0.00%	0	0
60 ŽELEZARNA RAVNE - MONTER DRAVOGRAD	0	0	0	0	0.00%	0.00%	0	0
Preferred shares	31,782	40,596	31,782	0	0.04%	0.06%	1,162	57
1 KD GROUP	31,782	40,596	31,782	0	0.04%	0.06%	1,162	57
2 PRVA GROUP	0	0	0	0	0.00%	0.00%	0	0
3 ZDRAVILIŠČE ROGAŠKA	0	0	0	0	0.00%	0.00%	0	0

BOND MARKET

Issue	Stock trades (in EUR)	Stock trades (in USD)	Normal trades (in EUR)	Block trades (in EUR)	Share in total turnover	Share in turnover of bonds	Volume in pieces	Number of bargains
Total	16,954,378	21,623,375	8,689,723	8,264,655	23.37%	100.00%	229,997	411
1 REPUBLIKA SLOVENIJA 53 rd ISSUE	6,078,375	7,788,317	1,015,375	5,063,000	8.38%	35.85%	60,024	9
2 SLOVENSKA ODŠKODNINSKA DRUŽBA 2 nd ISSUE	3,113,908	3,967,772	3,113,908	0	4.29%	18.37%	76,233	258
3 BANKA CELJE 10 th ISSUE	1,353,400	1,726,330	1,353,400	0	1.87%	7.98%	15,500	3
4 ABANKA VIPA 10 th ISSUE	1,323,630	1,693,660	1,024,699	298,931	1.82%	7.81%	1,405	8
5 REPUBLIKA SLOVENIJA 57 th ISSUE	1,257,655	1,604,230	179,978	1,077,677	1.73%	7.42%	29,177	7
6 REPUBLIKA SLOVENIJA 59 th ISSUE	887,259	1,116,496	2,960	884,299	1.22%	5.23%	21,554	5
7 NLB 13 th ISSUE	501,645	628,337	897	500,748	0.69%	2.96%	1,202	2
8 FACTOR BANKA 20 th ISSUE	453,000	573,771	13,000	440,000	0.62%	2.67%	453	2
9 REPUBLIKA SLOVENIJA 26 th ISSUE	402,724	505,281	402,724	0	0.56%	2.38%	3,923	6
10 BANKA CELJE 8 th ISSUE	382,800	493,467	382,800	0	0.53%	2.26%	4,000	4
11 REPUBLIKA SLOVENIJA 38 th ISSUE	176,066	223,517	176,066	0	0.24%	1.04%	1,672	6
12 STANOVANJSKI SKLAD RS 3 rd ISSUE	167,812	216,477	167,812	0	0.23%	0.99%	1,026	2
13 NLB 11 th ISSUE	167,564	209,873	167,564	0	0.23%	0.99%	169	1
14 REPUBLIKA SLOVENIJA 21 st ISSUE	157,119	199,261	157,119	0	0.22%	0.93%	5,717	16
15 REPUBLIKA SLOVENIJA 56 th ISSUE	109,931	139,971	109,931	0	0.15%	0.65%	2,635	4
16 REPUBLIKA SLOVENIJA 49 th ISSUE	91,945	115,737	91,945	0	0.13%	0.54%	246	8
17 NLB 16 th ISSUE	82,206	106,046	82,206	0	0.11%	0.48%	200	1
18 PROBANKA 9 th ZDAJA	80,300	102,481	80,300	0	0.11%	0.47%	803	7
19 ABANKA VIPA 7 th ISSUE	69,286	88,478	69,286	0	0.10%	0.41%	700	4
20 REPUBLIKA SLOVENIJA 32 nd ISSUE	26,368	33,402	26,368	0	0.04%	0.16%	259	9
21 REPUBLIKA SLOVENIJA 54 th ISSUE	14,309	18,219	14,309	0	0.02%	0.08%	333	11
22 REPUBLIKA SLOVENIJA 29 th ISSUE	10,011	12,661	10,011	0	0.01%	0.06%	99	5
23 REPUBLIKA SLOVENIJA 23 rd ISSUE	10,000	12,542	10,000	0	0.01%	0.06%	100	1
24 REPUBLIKA SLOVENIJA 48 th ISSUE	9,504	12,007	9,504	0	0.01%	0.06%	96	2
25 FACTOR BANKA 12 th ISSUE	7,946	10,112	7,946	0	0.01%	0.05%	2,000	1
26 FACTOR BANKA 6 th ISSUE	7,134	9,146	7,134	0	0.01%	0.04%	17	5
27 REPUBLIKA SLOVENIJA 50 th ISSUE	6,958	8,791	6,958	0	0.01%	0.04%	71	3
28 DELO PRODAJA 1 st ISSUE	3,742	4,721	3,742	0	0.01%	0.02%	368	14
29 NLB 17 th ISSUE	789	1,005	789	0	0.00%	0.00%	2	2
30 REPUBLIKA SLOVENIJA 18 th ISSUE	603	766	603	0	0.00%	0.00%	6	2
31 HOTELI BERNARDIN	168	217	168	0	0.00%	0.00%	2	1
32 ABANKA VIPA 12 th ISSUE	159	202	159	0	0.00%	0.00%	4	1
33 BANKA VIPA 7 th ISSUE	63	82	63	0	0.00%	0.00%	1	1
34 ABANKA 6 th ISSUE	0	0	0	0	0.00%	0.00%	0	0
35 ABANKA VIPA 8 th ISSUE	0	0	0	0	0.00%	0.00%	0	0
36 ABANKA VIPA 9 th ISSUE	0	0	0	0	0.00%	0.00%	0	0
37 ABANKA VIPA 11 th ISSUE	0	0	0	0	0.00%	0.00%	0	0
38 BANKA CELJE 11 th ISSUE	0	0	0	0	0.00%	0.00%	0	0
39 BANKA CELJE 7 th ISSUE	0	0	0	0	0.00%	0.00%	0	0
40 BANKA CELJE 9 th ISSUE	0	0	0	0	0.00%	0.00%	0	0
41 BANKA DOMŽALE 1 st ISSUE	0	0	0	0	0.00%	0.00%	0	0
42 BANKA ZASAVJE 3 rd ISSUE	0	0	0	0	0.00%	0.00%	0	0
43 CIMOS 1 st ISSUE	0	0	0	0	0.00%	0.00%	0	0
44 DEOS 1 st ISSUE	0	0	0	0	0.00%	0.00%	0	0
45 DROGA KOLINSKA 1 st ISSUE	0	0	0	0	0.00%	0.00%	0	0
46 DARS	0	0	0	0	0.00%	0.00%	0	0
47 DARS 2 nd ISSUE	0	0	0	0	0.00%	0.00%	0	0
48 DARS 3 rd ISSUE	0	0	0	0	0.00%	0.00%	0	0
49 FACTOR BANKA 9 th ISSUE	0	0	0	0	0.00%	0.00%	0	0
50 FACTOR BANKA 11 th ISSUE	0	0	0	0	0.00%	0.00%	0	0
51 FACTOR BANKA 14 th ISSUE	0	0	0	0	0.00%	0.00%	0	0
52 FACTOR BANKA 15 th ISSUE	0	0	0	0	0.00%	0.00%	0	0
53 FACTOR BANKA 16 th ISSUE	0	0	0	0	0.00%	0.00%	0	0
54 FACTOR BANKA 17 th ISSUE	0	0	0	0	0.00%	0.00%	0	0
55 FACTOR BANKA 19 th ISSUE	0	0	0	0	0.00%	0.00%	0	0
56 FACTOR BANKA 21 st ISSUE	0	0	0	0	0.00%	0.00%	0	0
57 FMR	0	0	0	0	0.00%	0.00%	0	0
58 KB1909 1 st ISSUE	0	0	0	0	0.00%	0.00%	0	0
59 NOVA KBM 5 th ISSUE	0	0	0	0	0.00%	0.00%	0	0
60 NOVA KBM 7 th ISSUE	0	0	0	0	0.00%	0.00%	0	0
61 NOVA KBM 8 th ISSUE	0	0	0	0	0.00%	0.00%	0	0
62 KD HOLDING 1 st ISSUE	0	0	0	0	0.00%	0.00%	0	0
63 KD HOLDING 2 nd ISSUE	0	0	0	0	0.00%	0.00%	0	0
64 POSLOVNI SISTEM MERCATOR	0	0	0	0	0.00%	0.00%	0	0
65 NLB 14 th ISSUE	0	0	0	0	0.00%	0.00%	0	0
66 NLB 15 th ISSUE	0	0	0	0	0.00%	0.00%	0	0
67 NLB 18 th ISSUE	0	0	0	0	0.00%	0.00%	0	0
68 NLB 19 th ISSUE	0	0	0	0	0.00%	0.00%	0	0
69 NLB 20 th ISSUE	0	0	0	0	0.00%	0.00%	0	0
70 NLB 21 st ISSUE	0	0	0	0	0.00%	0.00%	0	0
71 NLB 22 nd ISSUE	0	0	0	0	0.00%	0.00%	0	0
72 NLB 23 rd ISSUE	0	0	0	0	0.00%	0.00%	0	0
73 NLB 24 th ISSUE	0	0	0	0	0.00%	0.00%	0	0
74 POŠTNA BANKA SLOVENIJE 6 th ISSUE	0	0	0	0	0.00%	0.00%	0	0
75 POŠTNA BANKA SLOVENIJE 7 th ISSUE	0	0	0	0	0.00%	0.00%	0	0

76	POTEZA NALOŽBE	0	0	0	0	0.00%	0.00%	0	0
77	PROBANKA 7 th ISSUE	0	0	0	0	0.00%	0.00%	0	0
78	PROBANKA 8 th ISSUE	0	0	0	0	0.00%	0.00%	0	0
79	REPUBLIKA SLOVENIJA 33 rd ISSUE	0	0	0	0	0.00%	0.00%	0	0
80	REPUBLIKA SLOVENIJA 44 th ISSUE	0	0	0	0	0.00%	0.00%	0	0
81	REPUBLIKA SLOVENIJA 60 th ISSUE	0	0	0	0	0.00%	0.00%	0	0
82	REPUBLIKA SLOVENIJA 61 st ISSUE	0	0	0	0	0.00%	0.00%	0	0
83	REPUBLIKA SLOVENIJA 62 nd ISSUE	0	0	0	0	0.00%	0.00%	0	0
84	REPUBLIKA SLOVENIJA 63 rd ISSUE	0	0	0	0	0.00%	0.00%	0	0
85	SIP STROJNA INDUSTRIJA 1 st ISSUE B SERIES	0	0	0	0	0.00%	0.00%	0	0
86	STANOVANJSKI SKLAD RS 1 st ISSUE	0	0	0	0	0.00%	0.00%	0	0
87	BANKA VIPA 6 th ISSUE	0	0	0	0	0.00%	0.00%	0	0
88	ZAVAROVALNICA TRIGLAV 1 st ISSUE	0	0	0	0	0.00%	0.00%	0	0

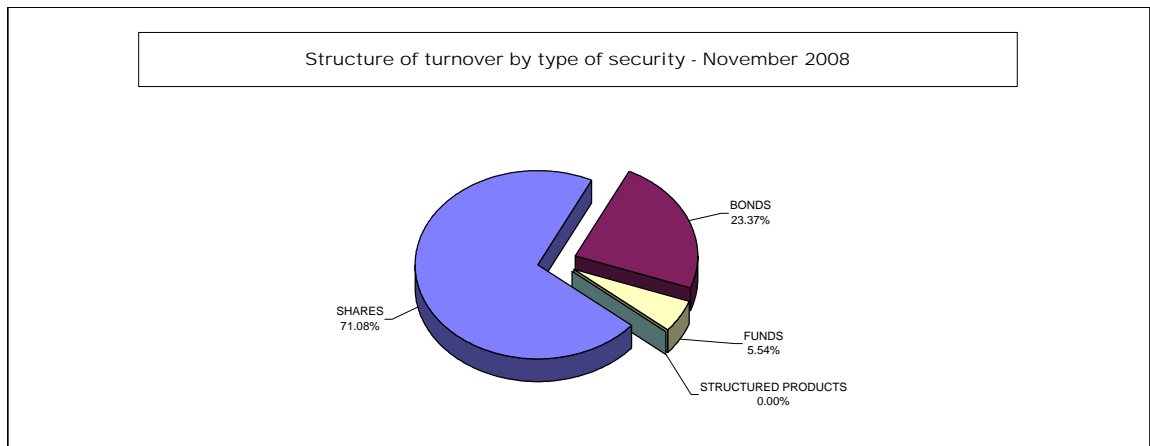
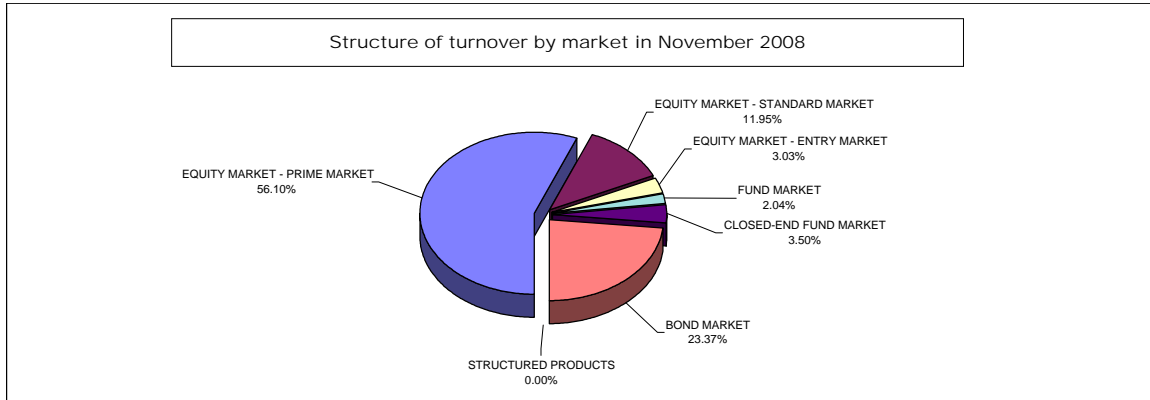
FUND MARKET

Issue	Stock trades (in EUR)	Stock trades (in USD)	Normal trades (in EUR)	Block trades (in EUR)	Share in total turnover	Share in turnover of funds	Volume in pieces	Number of bargains
Total	1,480,558	1,889,196	1,030,073	450,485	2.04%	36.82%	768,150	433
1 INFOND GLOBAL	610,650	780,798	399,725	210,925	0.84%	15.19%	66,397	115
2 PROBANKA GLOBALNI NALOŽBENI SKLAD	394,937	502,312	394,937	0	0.54%	9.82%	626,336	141
3 INFOND DYNAMIC	301,534	385,350	61,974	239,560	0.42%	7.50%	67,808	66
4 MP-BALKAN.SI	171,190	217,851	171,190	0	0.24%	4.26%	7,064	109
5 MP-EUROSTOCK.SI	2,248	2,886	2,248	0	0.00%	0.06%	545	2
6 INDEKSNI VZAJEMNI SKLAD PB BIOTECH INDEX	0	0	0	0	0.00%	0.00%	0	0
7 INDEKSNI VZAJEMNI SKLAD PB URANIUM INDEX	0	0	0	0	0.00%	0.00%	0	0

CLOSED-END FUND MARKET

Issue	Stock trades (in EUR)	Stock trades (in USD)	Normal trades (in EUR)	Block trades (in EUR)	Share in total turnover	Share in turnover of funds	Volume in pieces	Number of bargains
Total	2,540,794	3,246,440	1,886,545	654,249	3.50%	63.18%	1,502,769	1,463
1 NFD 1 DELNIŠKI INVESTICIJSKI SKLAD	1,335,110	1,707,599	892,861	442,249	1.84%	33.20%	1,255,277	515
2 KD ID	717,504	918,900	505,504	212,000	0.99%	17.84%	166,902	538
3 KRONA SENIOR ID	391,329	496,522	391,329	0	0.54%	9.73%	68,805	316
4 ZVON ENA ID	96,851	123,419	96,851	0	0.13%	2.41%	11,785	94

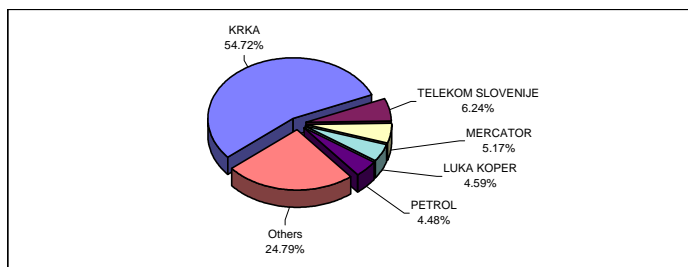
Shares total	51,565,437	65,591,085	50,776,156	789,281	71.08%	100.00%	1,360,742	16,885
Funds total	4,021,352	5,135,636	2,916,618	1,104,734	5.54%	100.00%	2,270,919	1,896
Bonds total	16,954,378	21,623,375	8,689,723	8,264,655	23.37%	100.00%	229,997	411
Structured products	0	0	0	0	0.00%	-	0	0
Total turnover	72,541,168	92,350,097	62,382,497	10,158,671	100.00%	100.00%	3,861,658	19,192



C2) MOST TRADED SECURITIES IN NOVEMBER 2008

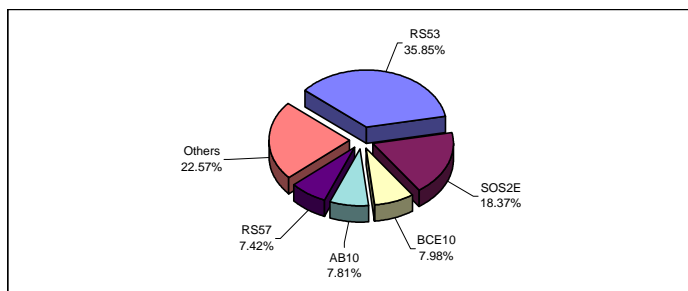
MOST TRADED SHARES

Issuer	Turnover (in 000 EUR) - order book trades only	Number of bargains - order book trades only	Market capitalisation as of 30 Nov 2008 (in EURm)
KRKA	28,214	7,079	1,912
TELEKOM SLOVENIJE	3,220	701	1,050
MERCATOR	2,667	624	687
LUKA KOPER	2,368	1,047	362
PETROL	2,312	658	594
Others	12,784	6,776	4,793
Total	51,565	16,885	9,398



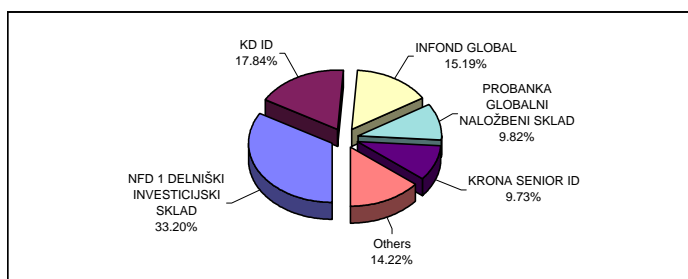
MOST TRADED BONDS

Issuer	Turnover (in 000 EUR) - order book trades only	Number of bargains - order book trades only	Market capitalisation as of 30 Nov 2008 (in EURm)
REPUBLIKA SLOVENIJA 53 rd ISSUE	6,078	9	80
SLOVENSKA ODŠKODNINSKA DRUŽBA 2 nd ISSUE	3,114	258	610
BANKA CELJE 10 th ISSUE	1,353	3	32
ABANKA VIPA 10 th ISSUE	1,324	8	20
REPUBLIKA SLOVENIJA 57 th ISSUE	1,258	7	270
Others	3,827	126	5,454
Total	16,954	411	6,466



MOST TRADED INVESTMENT FUNDS

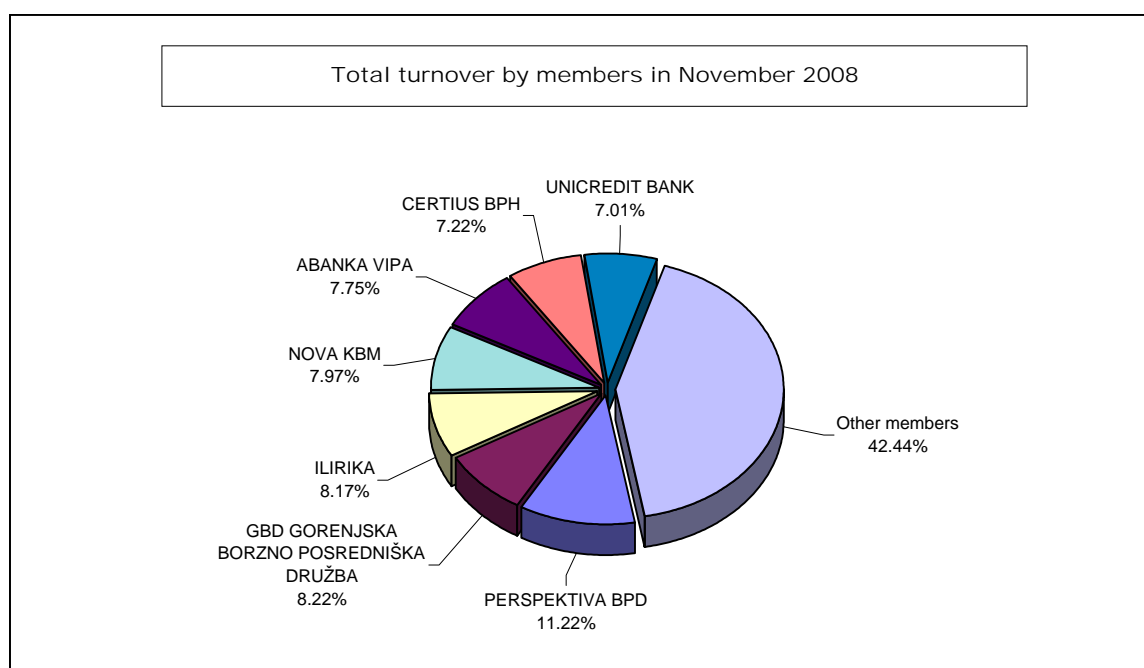
INVESTMENT FUNDS	Turnover (in 000 EUR) - order book trades only	Number of bargains - order book trades only	Market capitalisation as of 30 Nov 2008 (in EURm)
NFD 1 DELNIŠKI INVESTICIJSKI SKLAD	1,335	515	173
KD ID	718	538	38
INFOND GLOBAL	611	115	59
PROBANKA GLOBALNI NALOŽBENI SKLAD	395	141	55
KRONA SENIOR ID	391	316	40
Others	572	271	51
Total	4,021	1,896	416



C3) MONTHLY TURNOVER BY LJSE MEMBERS

TURNOVER BY MEMBERS BY TYPE OF TRADE IN NOVEMBER 2008

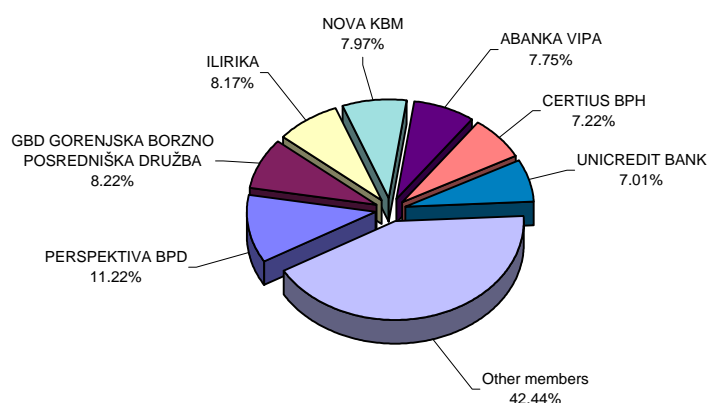
	Member	Normal trades (in EUR)	Block trades (in EUR)	Total via BTS (in EUR)	Share in turnover
1	PERSPEKTIVA BPD	6,543,778	9,728,859	16,272,637	11.22%
2	GBD GORENJSKA BORZNO POSREDNIŠKA DRUŽBA	11,931,162		11,931,162	8.22%
3	ILIRIKA	11,029,005	830,070	11,859,075	8.17%
4	NOVA KBM	5,485,694	6,077,972	11,563,666	7.97%
5	ABANKA VIPA	10,358,172	885,500	11,243,672	7.75%
6	CERTIUS BPH	10,473,744		10,473,744	7.22%
7	UNICREDIT BANK	10,164,945		10,164,945	7.01%
8	POTEZA	9,814,371		9,814,371	6.76%
9	ARGONOS BPH	7,304,362		7,304,362	5.03%
10	MP BPH	5,935,393		5,935,393	4.09%
11	NOVA LJUBLJANSKA BANKA	5,862,215		5,862,215	4.04%
12	KD BPD	4,539,771		4,539,771	3.13%
13	SKB BANKA	4,115,024	390,290	4,505,314	3.11%
14	FACTOR BANKA	3,017,441	1,183,230	4,200,671	2.90%
15	RAIFFEISEN BANKA	3,357,229	335,920	3,693,149	2.55%
16	PROBANKA	3,082,800	445,500	3,528,300	2.43%
17	PFCI	2,974,270		2,974,270	2.05%
18	PUBLIKUM	2,244,828	440,000	2,684,828	1.85%
19	HYPO ALPE-ADRIA-BANK	2,291,528		2,291,528	1.58%
20	DEŽELNA BANKA SLOVENIJE	2,232,909		2,232,909	1.54%
21	MOJA DELNICA BPH	911,523		911,523	0.63%
22	BANKA KOPER	679,578		679,578	0.47%
23	GORENJSKA BANKA	415,250		415,250	0.29%
	TOTAL	124,764,994	20,317,341	145,082,335	100.00%



TURNOVER BY MEMBERS BY TYPE OF SECURITY IN NOVEMBER 2008

Member	Shares	Bonds	Funds	Total (in EUR)	Share in turnover
1 PERSPEKTIVA BPD	2,470,710	13,724,977	76,950	16,272,637	11.22%
2 GBD GORENJSKA BORZNO POSREDNIŠKA DRUŽBA	10,154,670	604,663	1,171,829	11,931,162	8.22%
3 ILIRIKA	7,538,659	3,178,213	1,142,204	11,859,075	8.17%
4 NOVA KBM	3,175,804	6,759,072	1,628,790	11,563,666	7.97%
5 ABANKA VIPA	9,742,250	1,105,138	396,284	11,243,672	7.75%
6 CERTIUS BPH	8,439,953	1,486,992	546,799	10,473,744	7.22%
7 UNICREDIT BANK	9,904,070	121,559	139,316	10,164,945	7.01%
8 POTEZA	7,815,936	1,387,194	611,242	9,814,371	6.76%
9 ARGONOS BPH	6,904,395	48,249	351,718	7,304,362	5.03%
10 MP BPH	5,481,648	121,672	332,072	5,935,393	4.09%
11 NOVA LJUBLJANSKA BANKA	5,398,502	317,396	146,318	5,862,215	4.04%
12 KD BPD	4,348,216	151,492	40,063	4,539,771	3.13%
13 SKB BANKA	3,838,783	653,077	13,454	4,505,314	3.11%
14 FACTOR BANKA	1,994,602	2,073,915	132,154	4,200,671	2.90%
15 RAIFFEISEN BANKA	3,518,492	169,504	5,153	3,693,149	2.55%
16 PROBANKA	1,767,056	1,126,735	634,509	3,528,300	2.43%
17 PFCI	2,331,753	306,036	336,481	2,974,270	2.05%
18 PUBLIKUM	2,228,200	443,349	13,280	2,684,828	1.85%
19 HYPO ALPE-ADRIA-BANK	2,241,634	3,144	46,750	2,291,528	1.58%
20 DEŽELNA BANKA SLOVENIJE	2,016,602		216,307	2,232,909	1.54%
21 MOJA DELNICA BPH	790,987	79,765	40,772	911,523	0.63%
22 BANKA KOPER	615,635	44,520	19,424	679,578	0.47%
23 GORENJSKA BANKA	412,318	2,096	836	415,250	0.29%
TOTAL	103,130,874	33,908,757	8,042,705	145,082,335	100.00%

Total turnover by members in November 2008



C5) TURNOVER IN YEARS 2007 AND 2008

MONTHLY TURNOVER ON OFFICIAL AND SEMI-OFFICIAL MARKET

Year 2007	Number of trading days	Turnover via BTS (in EUR)		average per trade	Number of trades via BTS	
		per year	average per day		per year	average per day
October	22	169,935,944	7,724,361	7,813	21,751	989
November	21	195,474,830	9,308,325	1,000	195,475	9,308
December	18	232,277,692	12,904,316	7,599	30,566	1,698
TOTAL	246	2,226,900,747			454,188	
Average 2007	21	185,575,062	9,066,677	7,247	37,849	1,836
Year 2008						
January	21	193,919,088	9,234,242	5,938	32,658	1,555
February	20	118,914,771	5,945,739	5,328	22,317	1,116
March	19	136,958,456	7,208,340	5,721	23,941	1,260
April	22	199,185,935	9,053,906	6,764	29,448	1,339
May	20	72,224,108	3,611,205	4,366	16,542	827
June	20	62,871,847	3,143,592	4,348	14,461	723
July	23	60,709,246	2,639,532	4,274	14,205	618
August	20	39,858,972	1,992,949	3,700	10,774	539
September	22	95,882,452	4,358,293	4,424	21,674	985
October	22	157,079,346	7,139,970	5,518	28,468	1,294
November	20	72,541,168	3,627,058	3,780	19,192	960
TOTAL	229	1,210,145,390			233,680	
Average 2008	21	110,013,217	5,268,621	4,924	21,244	1,020

TURNOVER BY SECURITIES ON ALL MARKETS OF LJUBLJANA STOCK EXCHANGE IN YEARS 1998 - 2008

Total turnover and number of bargains

Year	Number of trading days	Turnover via BTS (in EUR)		average per trade	Number of trades via BTS	
		per year	average per day		per year	average per day
2008	229	1,210,145,390	5,268,621	4,924	233,680	1,020
2007	246	2,226,900,747	9,052,442	4,903	454,188	1,846
2006	247	996,477,198	4,034,321	4,353	228,941	927
2005	250	579,204,722	2,316,819	2,263	255,908	1,024
2004	255	837,861,029	3,285,730	2,382	351,760	1,379
2003	249	700,844,661	2,814,637	2,058	340,582	1,368
2002	247	1,156,611,591	4,682,638	2,563	451,250	1,827
2001	247	707,615,828	2,864,841	2,221	318,645	1,290
2000	249	1,174,224,149	4,715,760	2,971	395,284	1,587
1999	254	1,397,785,135	5,503,091	3,134	445,966	1,756
1998	252	2,259,292,124	8,965,445	9,531	237,049	941

MONTHLY TURNOVER WITH REGULAR TRADES

Year 2007	Number of	Turnover (in EUR)		average	Number of trades	
Month	trading days	per month	average per day	per trade	per month	average per day
November	21	173,592,488	8,266,309	7,170	24,211	1,153
December	18	208,957,390	11,608,744	6,840	30,550	1,697
TOTAL	225	1,995,235,033			258,595	
Average 2007	20	181,385,003	8,872,073	7,698	23,509	1,156
Year 2008						
January	21	190,153,012	9,054,905	5,824	32,650	1,555
February	20	107,955,016	5,397,751	4,839	22,309	1,115
March	19	116,268,566	6,119,398	4,862	23,912	1,259
April	22	136,791,273	6,217,785	4,651	29,414	1,337
May	20	62,071,429	3,103,571	3,755	16,529	826
June	20	54,930,016	2,746,501	3,801	14,452	723
July	23	52,624,494	2,288,021	3,707	14,195	617
August	20	33,433,573	1,671,679	3,108	10,756	538
September	22	87,042,131	3,956,461	4,021	21,649	984
October	22	104,652,212	4,756,919	3,680	28,440	1,293
November	20	62,382,497	3,119,125	3,253	19,175	959
TOTAL	229	1,008,304,219			233,481	
Average 2008	21	91,664,020	4,402,920	4,136	21,226	1,019

MONTHLY TURNOVER WITH BLOCK TRADES

Year 2007	Number of	Turnover (in EUR)		average	Number of trades	
Month	trading days	per month	average per day	per trade	per month	average per day
November	21	21,882,342	1,042,016	1,458,823	15	1
December	18	23,320,302	1,295,572	1,457,519	16	1
TOTAL	246	1,201,565,674			1,051	
Average 2007	21	100,130,473	4,834,047	1,244,168	88	4
Year 2008						
January	21	3,766,076	179,337	470,760	8	0
February	20	10,959,756	547,988	1,369,970	8	0
March	19	20,689,890	1,088,942	713,444	29	2
April	22	62,394,662	2,836,121	1,835,137	34	2
May	20	10,152,679	507,634	780,975	13	1
June	20	7,941,831	397,092	882,426	9	0
July	23	8,084,752	351,511	808,475	10	0
August	20	6,425,399	321,270	356,967	18	1
September	22	8,840,321	401,833	353,613	25	1
October	22	52,427,134	2,383,052	1,872,398	28	1
November	20	10,158,671	507,934	597,569	17	1
TOTAL	229	201,841,171			199	
Average 2008	21	18,349,197	865,701	912,885	18	1

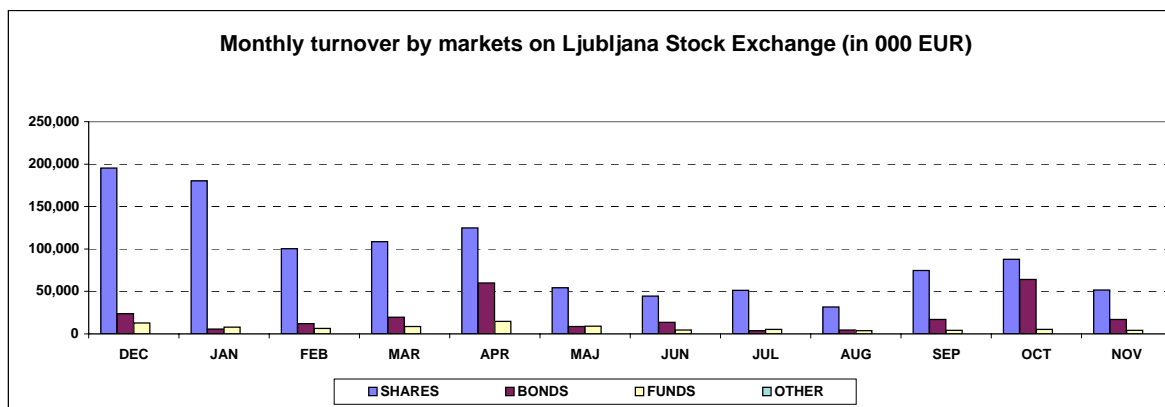
MONTHLY TURNOVER VIA BTS BY MARKETS ON LJUBLJANA STOCK EXCHANGE (In EUR)

	Equity market			Bond market	Fund market	Closed-end fund market	Structured products - short-term securities	TOTAL	MoM Index
	Prime market	Standard market	Entry market						
YEAR 2007									
November	140,359,242	27,914,915	7,467,433	11,010,399	1,933,576	6,789,265	0	195,474,830	115
December	86,094,530	97,481,053	11,887,542	23,919,102	2,216,914	10,678,550	0	232,277,692	119
Total 2007	1,382,036,817	451,963,159	117,976,560	107,789,930	54,344,048	112,771,185	19,048	2,226,900,709	
YEAR 2008									
January	121,560,624	51,408,613	7,378,543	5,467,741	1,392,848	6,710,719	0	193,919,088	83
February	66,784,031	29,315,276	4,323,196	11,995,411	2,116,330	4,380,526	0	118,914,771	61
March	81,011,466	21,336,592	6,305,504	19,573,088	1,016,311	7,715,495	0	136,958,456	115
April	99,772,084	17,743,347	7,215,980	59,831,587	4,147,170	10,475,767	0	199,185,935	145
May	35,696,836	12,052,933	6,580,296	8,663,524	1,031,189	8,199,330	0	72,224,108	36
June	27,321,869	12,341,195	4,945,353	13,758,477	450,444	4,054,509	0	62,871,847	87
July	33,336,260	14,076,854	3,958,377	3,954,637	424,843	4,958,275	0	60,709,246	97
August	22,056,966	6,975,976	2,715,545	4,473,610	456,255	3,180,620	0	39,858,972	66
September	53,305,356	16,293,031	5,071,802	16,924,058	750,882	3,537,323	0	95,882,452	241
October	69,753,204	15,115,415	2,893,899	64,114,981	1,199,088	4,002,759	0	157,079,346	164
November	40,698,597	8,670,452	2,196,388	16,954,378	1,480,558	2,540,794	0	72,541,168	46
Total 2008	651,297,294	205,329,685	53,584,884	225,711,492	14,465,919	59,756,116	0	1,210,145,389	

MONTHLY TURNOVER BY SECURITIES ON LJUBLJANA STOCK EXCHANGE (in EUR)

	Shares	Bonds	Funds	Other	TOTAL	MoM Index
YEAR 2007						
November	175,741,589	11,010,399	8,722,842	0	195,474,830	115
December	195,463,126	23,919,102	12,895,464	0	232,277,692	119
Total 2007	1,951,976,536	107,789,930	167,115,234	19,048	2,226,900,709	
YEAR 2008						
January	180,347,780	5,467,741	8,103,567	0	193,919,088	83
February	100,422,504	11,995,411	6,496,857	0	118,914,771	61
March	108,653,562	19,573,088	8,731,806	0	136,958,456	115
April	124,731,412	59,831,587	14,622,937	0	199,185,935	145
May	54,330,065	8,663,524	9,230,519	0	72,224,108	36
June	44,608,417	13,758,477	4,504,953	0	62,871,847	87
July	51,371,491	3,954,637	5,383,118	0	60,709,246	97
August	31,748,488	4,473,610	3,636,874	0	39,858,972	66
September	74,670,189	16,924,058	4,288,205	0	95,882,452	241
October	87,762,518	64,114,981	5,201,847	0	157,079,346	164
November	51,565,437	16,954,378	4,021,352	0	72,541,168	46
Total 2008	910,211,862	225,711,492	74,222,035	0	1,210,145,389	

Monthly turnover by markets on Ljubljana Stock Exchange (in 000 EUR)



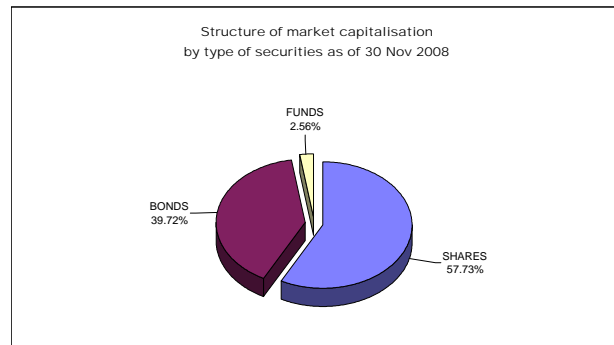
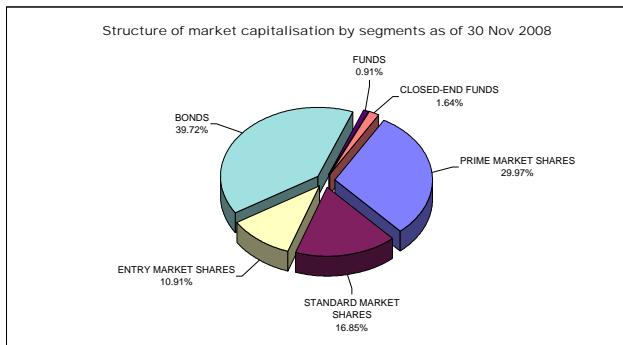
D) MARKET CAPITALISATION

	30 Nov 2007	31 Dec 2007	31 Oct 2008	31 Oct 2008	Index 30 Nov 2008 / 31 Oct 2008	Index 30 Nov 2008 / 31 Dec 2007	Index 30 Nov 2008 / 30 Nov 2007	Share
EQUITY MARKET	17,992,004,471	19,740,120,309	10,873,183,352	9,397,526,635	86	48	52	57.73%
PRIME MARKET	11,744,314,683	12,312,426,558	5,772,477,423	4,878,216,497	85	40	42	29.97%
STANDARD MARKET	3,546,918,609	4,569,259,690	3,173,495,369	2,742,851,290	86	60	77	16.85%
ENTRY MARKET	2,700,771,179	2,858,434,061	1,927,210,560	1,776,458,848	92	62	66	10.91%
Banks	17,038,105	996,407,073	761,325,086	700,584,289	92	70	4112	7.45%
Companies	17,974,966,366	18,743,713,236	9,407,640,321	8,143,207,256	87	43	45	86.65%
Insurance companies			704,217,946	553,735,090	79			5.89%
BOND MARKET	5,967,106,294	5,940,804,540	6,458,581,908	6,466,072,490	100	109	108	39.72%
State	4,641,356,086	4,618,037,497	4,975,619,795	5,005,381,989	101	108	108	77.41%
Banks	956,264,896	955,103,323	1,053,750,984	1,069,309,673	101	112	112	16.54%
Comapnies	336,875,312	335,053,720	396,725,129	358,770,828	90	107	106	5.55%
Insurance companies	32,610,000	32,610,000	32,486,000	32,610,000	100	100	100	0.50%
FUND MARKET	158,646,619	161,918,345	166,045,979	148,307,672	89	92	93	0.91%
CLOSED-END FUND MARKET	958,931,274	1,021,572,525	300,898,856	267,691,282	89	26	28	1.64%
TOTAL	25,076,688,659	26,864,415,718	17,798,710,095	16,279,598,078	91	61	65	100.00%

SHARES	17,992,004,471	19,740,120,309	10,873,183,352	9,397,526,635	86	48	60	-
BONDS	5,967,106,294	5,940,804,540	6,458,581,908	6,466,072,490	100	109	108	-
FUNDS	1,117,577,893	1,183,490,869	466,944,835	415,998,953	89	35	42	-

On 30 Nov 2008, the total market capitalisation of all shares traded, without investment funds, on the Ljubljana Stock Exchange corresponded to 28.0 % of GDP in 2007 - EUR 33,542 million (as reported by Statistical office of the Republic of Slovenia).

1EUR=1.4738 USD as of 30 Nov 2007 | 1EUR=1.4692 USD as of 31 Dec 2007 | 1EUR=1.3035 USD as of 31 Oct 2008 | 1EUR=1.2727 USD as of 30 Nov 2008



MARKET CAPITALISATION OF SHARES - PRIME MARKET

Issue	Number of shares traded	Number of issued shares	Share of traded shares	Price as of 30 Nov 2008	Market capitalisation as of 30 Nov 2008 (in EUR)	Market capitalisation as of 30 Nov 2008 (in USD)
1 KRKA	35,426,120	35,426,120	100.00%	53.97 EUR	1,911,947,696	2,433,335,833
2 TELEKOM SLOVENIJE	6,535,478	6,535,478	100.00%	160.64 EUR	1,049,859,186	1,336,155,786
3 MERCATOR	3,765,361	3,765,361	100.00%	182.45 EUR	686,990,114	874,332,319
4 PETROL	2,086,301	2,086,301	100.00%	284.74 EUR	594,053,347	756,051,694
5 LUKA KOPER	14,000,000	14,000,000	100.00%	25.83 EUR	361,620,000	460,233,774
6 GORENJE	14,030,000	14,030,000	100.00%	13.71 EUR	192,351,300	244,805,500
7 INTEREUROPA	7,902,413	7,902,413	100.00%	10.30 EUR	81,394,854	103,591,231
TOTAL					4,878,216,497	6,208,506,136

MARKET CAPITALISATION OF SHARES - STANDARD MARKET

Issue	Number of shares traded	Number of issued shares	Share of traded shares	Price as of 30 Nov 2008	Market capitalisation as of 30 Nov 2008 (in EUR)	Market capitalisation as of 30 Nov 2008 (in USD)
COMMON SHARES					2,728,267,634	6,540,407,677
1 SAVA	2,006,987	2,006,987	100.00%	268.55 EUR	538,976,359	685,955,212
2 ZAVAROVARNICA TRIGLAV	22,735,148	22,735,148	100.00%	18.57 EUR	422,191,698	537,323,375
3 ABANKA VIPA	7,198,864	7,200,000	99.98%	51.49 EUR	370,669,507	471,751,082
4 PIVOVARNA LAŠKO	8,581,972	8,581,972	100.00%	42.34 EUR	363,360,694	462,449,156
5 NOVA KREDITNA BANKA MARIBOR	26,081,979	26,081,979	100.00%	12.09 EUR	315,331,126	401,321,924
6 ISTRABENZ	5,180,000	5,180,000	100.00%	35.24 EUR	182,543,200	232,322,731
7 POZAVAROVARNICA SAVA	9,362,519	9,362,519	100.00%	14.05 EUR	131,543,392	167,415,275
8 TERME ČATEŽ	497,022	497,022	100.00%	190.00 EUR	94,434,180	2,958,538,754
9 ISKRA AVTOELEKTRIKA	1,608,313	1,608,313	100.00%	40.00 EUR	64,332,520	311,665,084
10 AERODROM LJUBLJANA	1,936,229	1,936,229	100.00%	31.32 EUR	60,642,692	77,179,954
11 SALUS, LJUBLJANA	134,980	134,980	100.00%	430.00 EUR	58,041,400	73,869,290
12 ETOL	254,619	254,619	100.00%	174.90 EUR	44,532,863	56,676,975
13 ŽITO	355,792	355,792	100.00%	110.10 EUR	39,172,699	49,855,094
14 DELO PRODAJA	593,549	593,549	100.00%	27.20 EUR	16,144,533	20,547,147
15 MLINOTEST	2,389,177	2,389,177	100.00%	5.00 EUR	11,945,885	15,203,528
16 KOMPAS MTS	594,601	594,601	100.00%	19.50 EUR	11,594,720	14,756,600
17 NIKA	189,876	189,876	100.00%	14.80 EUR	2,810,165	3,576,497
PREFERRED SHARES					14,583,656	18,560,619
1 PROBANKA	396,295	400,000	99.07%	36.80 EUR	14,583,656	18,560,619
TOTAL					2,742,851,290	6,558,968,296

EXCHANGE RATE 1 EUR= 1.2727 USD as of 30 Nov 2008

MARKET CAPITALISATION OF SHARES - ENTRY MARKET

	Issue	Number of shares traded	Number of issued shares	Share of traded shares	Price as of 30 Nov 2008	Market capitalisation as of 30 Nov 2008 (in EUR)	Market capitalisation as of 30 Nov 2008 (in USD)
	COMMON SHARES					1,759,491,959	2,239,305,417
1	HELIOS, DOMŽALE	278,446	278,446	100.00%	680.00 EUR	189,343,280	240,977,192
2	NFD HOLDING	33,727,196	33,727,196	100.00%	5.10 EUR	172,008,700	218,915,472
3	LESNINA	76,495	76,495	100.00%	1,900.00 EUR	145,340,500	184,974,854
4	KD GROUP	2,675,640	2,675,640	100.00%	50.00 EUR	133,782,000	170,264,351
5	AKTIVA NALOŽBE	16,711,627	16,711,627	100.00%	6.50 EUR	108,625,576	138,247,770
6	KD	186,436	186,436	100.00%	550.00 EUR	102,539,800	130,502,403
7	ZVON ENA HOLDING	12,431,743	12,431,743	100.00%	7.63 EUR	94,854,199	120,720,939
8	INFOND HOLDING	16,833,414	16,833,414	100.00%	4.53 EUR	76,255,365	97,050,204
9	CINKARNA CELJE	814,626	814,626	100.00%	75.00 EUR	61,096,950	77,758,088
10	FINETOL	254,619	254,619	100.00%	231.80 EUR	59,020,684	75,115,625
11	MAKSIMA HOLDING	6,399,850	6,399,850	100.00%	5.80 EUR	37,119,130	47,241,517
12	JUTEKS	641,432	641,432	100.00%	57.60 EUR	36,946,483	47,021,789
13	MAKSIMA INVEST	7,451,949	7,451,949	100.00%	4.91 EUR	36,589,070	46,566,909
14	ZVON DVA HOLDING	14,120,934	14,120,934	100.00%	2.13 EUR	30,077,589	38,279,748
15	VIPA HOLDING	7,347,565	7,347,565	100.00%	3.88 EUR	28,508,552	36,282,834
16	NAMA	953,795	953,795	100.00%	27.54 EUR	26,267,514	33,430,665
17	CENTER NALOŽBE	3,777,004	3,777,004	100.00%	6.90 EUR	26,061,328	33,168,252
18	MARINA PORTOROŽ	313,932	313,932	100.00%	80.00 EUR	25,114,560	31,963,301
19	ZLATA MONETA II	8,232,861	8,232,861	100.00%	3.00 EUR	24,698,583	31,433,887
20	GRAND HOTEL UNION	1,814,613	1,814,613	100.00%	13.40 EUR	24,315,814	30,946,737
21	SWATY	288,940	288,940	100.00%	80.00 EUR	23,115,200	29,418,715
22	TOSAMA	290,000	290,000	100.00%	75.00 EUR	21,750,000	27,681,225
23	TRIGLAV NALOŽBE	13,182,366	13,182,366	100.00%	1.50 EUR	19,773,549	25,165,796
24	GORENJSKI TISK	963,349	963,349	100.00%	20.00 EUR	19,266,980	24,521,085
25	MEDVEŠEK PUŠNIK DZU	75,000	75,000	100.00%	240.00 EUR	18,000,000	22,908,600
26	MODRA LINIJA HOLDING	2,192,411	2,192,411	100.00%	7.00 EUR	15,346,877	19,531,970
27	CETIS	200,000	200,000	100.00%	74.00 EUR	14,800,000	18,835,960
28	NIKO	35,875	35,875	100.00%	365.00 EUR	13,094,375	16,665,211
29	MERCATA	2,891,874	2,891,874	100.00%	4.50 EUR	13,013,433	16,562,196
30	MEDVEŠEK PUŠNIK	800,000	800,000	100.00%	15.00 EUR	12,000,000	15,272,400
31	PLAMA - PUR	686,798	686,798	100.00%	16.00 EUR	10,988,768	13,985,405
32	HRAM HOLDING	4,346,667	4,346,667	100.00%	2.50 EUR	10,866,668	13,830,008
33	M1	3,932,515	3,932,515	100.00%	2.65 EUR	10,421,165	13,263,016
34	MELAMIN	349,913	349,913	100.00%	26.44 EUR	9,251,700	11,774,638
35	KS NALOŽBE	3,909,878	3,909,878	100.00%	2.30 EUR	8,992,719	11,445,034
36	GEA	1,254,960	1,254,960	100.00%	7.00 EUR	8,784,720	11,180,313
37	JAVOR PIVKA	1,194,700	1,194,700	100.00%	6.98 EUR	8,339,006	10,613,053
38	DATALAB TEHNOLOGIJE	106,519	106,519	100.00%	78.00 EUR	8,308,482	10,574,205
39	VELANA	1,409,645	1,409,645	100.00%	4.99 EUR	7,034,129	8,952,335
40	ALPETOUR POTOVALNA AGENCIJA	497,847	497,847	100.00%	14.00 EUR	6,969,858	8,870,538
41	SLOVENIJALES	273,377	273,604	99.92%	25.00 EUR	6,834,425	8,698,173
42	MIP	1,978,742	1,978,742	100.00%	3.25 EUR	6,430,912	8,184,621
43	ŽELEZARNA RAVNE - MONTER DRAVOGRAD	336,225	336,225	100.00%	19.00 EUR	6,388,275	8,130,358
44	ALPOS	144,913	144,913	100.00%	39.40 EUR	5,709,572	7,266,573

MARKET CAPITALISATION OF SHARES - ENTRY MARKET

	Issue	Number of shares traded	Number of issued shares	Share of traded shares	Price as of 30 Nov 2008	Market capitalisation as of 30 Nov 2008 (in EUR)	Market capitalisation as of 30 Nov 2008 (in USD)
45	TERME DOBRNA	692,542	692,542	100.00%	7.00 EUR	4,847,794	6,169,787
46	GORIŠKE OPEKARNE	523,634	523,634	100.00%	8.00 EUR	4,189,072	5,331,432
47	TRDNJAVA I HOLDING	891,750	891,750	100.00%	4.00 EUR	3,567,000	4,539,721
48	JADRAN	165,302	165,302	100.00%	19.20 EUR	3,173,798	4,039,293
49	SIVENT	1,229,712	1,229,712	100.00%	2.29 EUR	2,816,040	3,583,975
50	INTERTRADE ITA	69,531	69,531	100.00%	40.49 EUR	2,815,310	3,583,045
51	KOŠAKI TMI	43,236	43,236	100.00%	58.00 EUR	2,507,688	3,191,535
52	ELMO	708,000	708,000	100.00%	3.50 EUR	2,478,000	3,153,751
53	INLES	712,410	712,410	100.00%	3.10 EUR	2,208,471	2,810,721
54	TRDNJAVA HOLDING	2,593,123	2,593,123	100.00%	0.83 EUR	2,160,071	2,749,123
55	TEKSTINA	1,127,293	1,127,293	100.00%	1.40 EUR	1,578,210	2,008,588
56	MKT PRINT	103,954	103,954	100.00%	15.00 EUR	1,559,310	1,984,534
57	ZDRAVILIŠČE ROGAŠKA	901,581	961,898	93.73%	1.30 EUR	1,172,055	1,491,675
58	JELEN GOSTINSKO PODJETJE	67,798	67,798	100.00%	3.34 EUR	226,445	288,197
59	D NALOŽBE	90,810	90,810	100.00%	1.61 EUR	146,204	186,074
	PREFERRED SHARES					16,966,889	21,593,759
1	PRVA GROUP	170,000	170,000	100.00%	58.40 EUR	9,928,000	12,635,366
2	KD GROUP	266,413	266,413	100.00%	26.21 EUR	6,982,685	8,886,863
3	ZDRAVILIŠČE ROGAŠKA	28,102	30,000	93.67%	2.00 EUR	56,204	71,531
	TOTAL					1,776,458,848	2,260,899,176

EXCHANGE RATE 1 EUR= 1.2727 USD as of 30 Nov 2008

MARKET CAPITALISATION OF BONDS

	Izdaja	Number of issued bonds	Price as of 30 Nov 2008	Principal amt. as of 30 Nov 2008	Currency of denomination	Market capitalisation as of 30 Nov 2008 (in EUR)	Market capitalisation as of 30 Nov 2008 (in USD)
1	REPUBLIKA SLOVENIJA 59 th ISSUE	25,553,128	100.00	41.73	EUR	1,066,332,031	1,357,120,776
2	REPUBLIKA SLOVENIJA 63 rd ISSUE	1,000,000	98.75	1,000.00	EUR	987,500,000	1,256,791,250
3	SLOVENSKA ODŠKODNINSKA DRUŽBA 2 nd ISSUE	15,219,069	96.98	41.33	EUR	610,008,197	776,357,433
4	REPUBLIKA SLOVENIJA 62 nd ISSUE	9,358,736	96.00	41.73	EUR	374,918,451	477,158,713
5	REPUBLIKA SLOVENIJA 60 th ISSUE	8,833,535	100.50	41.73	EUR	370,466,533	471,492,756
6	REPUBLIKA SLOVENIJA 61 st ISSUE	7,880,699	98.00	41.73	EUR	322,284,338	410,171,277
7	REPUBLIKA SLOVENIJA 57 th ISSUE	6,223,274	104.00	41.73	EUR	270,085,113	343,737,323
8	REPUBLIKA SLOVENIJA 56 th ISSUE	4,841,198	99.94	41.73	EUR	201,901,979	256,960,648
9	REPUBLIKA SLOVENIJA 33 rd ISSUE	248,716	140.00	511.29	EUR	178,032,405	226,581,842
10	NLB 24 th ISSUE	100,000		1,000.00	EUR	100,000,000	127,270,000
11	REPUBLIKA SLOVENIJA 53 rd ISSUE	792,909	101.00	100.00	EUR	80,083,809	101,922,664
12	REPUBLIKA SLOVENIJA 54 th ISSUE	1,828,310	104.00	41.73	EUR	79,347,191	100,985,170
13	REPUBLIKA SLOVENIJA 38 th ISSUE	688,470	105.50	100.00	EUR	72,633,585	92,440,764
14	NLB 18 th ISSUE	150,000	100.00	417.29	EUR	62,593,500	79,662,747
15	DARS 2 nd ISSUE	148,000		417.29	EUR	61,758,920	78,600,577
16	DARS	134,300	109.00	417.29	EUR	61,085,831	77,743,937
17	REPUBLIKA SLOVENIJA 29 th ISSUE	550,000	102.50	100.00	EUR	56,375,000	71,748,463
18	NLB 15 th ISSUE	131,126	102.20	417.29	EUR	55,921,355	71,171,109
19	REPUBLIKA SLOVENIJA 48 th ISSUE	564,652	99.00	100.00	EUR	55,900,548	71,144,627
20	NLB 23 rd ISSUE	54,200		1,000.00	EUR	54,200,000	68,980,340
21	NLB 13 th ISSUE	117,335	107.50	417.29	EUR	52,634,926	66,988,471
22	REPUBLIKA SLOVENIJA 26 th ISSUE	499,765	100.15	100.00	EUR	50,051,165	63,700,499
23	BANKA CELJE 11 th ISSUE	50,000		1,000.00	EUR	50,000,000	63,635,000
24	REPUBLIKA SLOVENIJA 50 th ISSUE	485,270	98.00	100.00	EUR	47,556,460	60,525,107
25	REPUBLIKA SLOVENIJA 18 th ISSUE	450,166	100.50	100.00	EUR	45,241,683	57,579,090
26	DARS 3 rd ISSUE	102,000	102.00	417.29	EUR	43,414,852	55,254,082
27	KD HOLDING 1 st ISSUE	400,000	102.50	100.00	EUR	41,000,000	52,180,700
28	NLB 19 th ISSUE	100,000	98.00	417.29	EUR	40,894,420	52,046,328
29	NLB 17 th ISSUE	101,694	94.56	417.29	EUR	40,127,377	51,070,113
30	REPUBLIKA SLOVENIJA 23 rd ISSUE	400,000	100.00	100.00	EUR	40,000,000	50,908,000
31	KD HOLDING 2 nd ISSUE	400,000	97.20	100.00	EUR	38,880,000	49,482,576
32	POSLOVNI SISTEM MERCATOR	365,400	95.00	100.00	EUR	34,713,000	44,179,235
33	REPUBLIKA SLOVENIJA 21 st ISSUE	1,245,196	100.90	27.33	EUR	34,337,488	43,701,320
34	ZAVAROVALNICA TRIGLAV 1 st ISSUE	30,000	108.70	1,000.00	EUR	32,610,000	41,502,747
35	NLB 16 th ISSUE	77,557	98.50	417.29	EUR	31,878,304	40,571,518
36	BANKA CELJE 10 th ISSUE	370,000	86.00	100.00	EUR	31,820,000	40,497,314
37	DROGA KOLINSKA 1 st ISSUE	30,000		1,000.00	EUR	30,000,000	38,181,000
38	NLB 22 nd ISSUE	298,940	100.00	100.00	EUR	29,894,000	38,046,094
39	REPUBLIKA SLOVENIJA 49 th ISSUE	77,979	98.50	380.00	EUR	29,187,540	37,146,982
40	NOVA KBM 8 th ISSUE	70,000	99.50	417.29	EUR	29,064,249	36,990,069
41	NLB 21 st ISSUE	69,500		417.29	EUR	29,001,655	36,910,406
42	NOVA KBM 7 th ISSUE	70,000	98.22	417.29	EUR	28,690,357	36,514,217
43	NLB 11 th ISSUE	26,326	99.15	1,000.00	EUR	26,102,229	33,220,307
44	NOVA KBM 5 th ISSUE	60,000	103.10	417.29	EUR	25,813,559	32,852,917
45	FACTOR BANKA 17 th ISSUE	25,000		1,000.00	EUR	25,000,000	31,817,500
46	PROBANKA 9 th ZDAJA	250,000	100.00	100.00	EUR	25,000,000	31,817,500
47	REPUBLIKA SLOVENIJA 32 nd ISSUE	238,655	102.50	100.00	EUR	24,462,138	31,132,962
48	NLB 20 th ISSUE	57,100		417.29	EUR	23,827,259	30,324,953
49	ABANKA VIPA 11 th ISSUE	500,000	99.70	41.73	EUR	20,802,405	26,475,221
50	CIMOS 1 st ISSUE	200,000	102.80	100.00	EUR	20,560,000	26,166,712
51	BANKA CELJE 9 th ISSUE	50,000	95.90	417.29	EUR	20,009,056	25,465,525
52	ABANKA VIPA 12 th ISSUE	500,000	95.50	41.73	EUR	19,926,075	25,359,916
53	ABANKA VIPA 10 th ISSUE	21,000	94.30	1,000.00	EUR	19,803,000	25,203,278

Izdaja	Number of issued bonds	Price as of 30 Nov 2008	Principal amt. as of 30 Nov 2008	Currency of denomination	Market capitalisation as of 30 Nov 2008 (in EUR)	Market capitalisation as of 30 Nov 2008 (in USD)	
54	POŠTNA BANKA SLOVENIJE 7 th ISSUE	40,000	104.00	417.29	EUR	17,359,264	22,093,135
55	ABANKA VIPA 7 th ISSUE	173,000	98.98	100.00	EUR	17,123,540	21,793,129
56	ABANKA 6 th ISSUE	135,000	100.50	100.00	EUR	13,567,500	17,267,357
57	FACTOR BANKA 11 th ISSUE	13,000	103.70	1,000.00	EUR	13,481,000	17,157,269
58	FACTOR BANKA 20 th ISSUE	13,090	100.00	1,000.00	EUR	13,090,000	16,659,643
59	BANKA DOMŽALE 1 st ISSUE	125,000		100.00	EUR	12,500,000	15,908,750
60	PROBANKA 7 th ISSUE	120,000	102.00	100.00	EUR	12,240,000	15,577,848
61	BANKA CELJE 8 th ISSUE	125,000	95.70	100.00	EUR	11,962,500	15,224,674
62	FACTOR BANKA 14 th ISSUE	1,216	98.00	10,000.00	EUR	11,916,800	15,166,511
63	FACTOR BANKA 19 th ISSUE	12,155	96.30	1,000.00	EUR	11,705,265	14,897,291
64	ABANKA VIPA 8 th ISSUE	100,000	101.80	100.00	EUR	10,180,000	12,956,086
65	BANKA CELJE 7 th ISSUE	100,000	100.20	100.00	EUR	10,020,000	12,752,454
66	ABANKA VIPA 9 th ISSUE	100,000	99.40	100.00	EUR	9,940,000	12,650,638
67	FACTOR BANKA 12 th ISSUE	2,500,000	95.27	4.17	EUR	9,931,898	12,640,326
68	PROBANKA 8 th ISSUE	92,000	100.00	100.00	EUR	9,200,000	11,708,840
69	FACTOR BANKA 15 th ISSUE	9,000	102.00	1,000.00	EUR	9,180,000	11,683,386
70	FACTOR BANKA 21 st ISSUE	7,338	100.00	1,000.00	EUR	7,338,000	9,339,073
71	KB1909 1 st ISSUE	10,000	102.50	700.00	EUR	7,175,000	9,131,623
72	FACTOR BANKA 9 th ISSUE	5,927	99.00	1,000.00	EUR	5,867,730	7,467,860
73	POTEZA NALOŽBE	100,000	100.60	58.01	EUR	5,836,178	7,427,704
74	FACTOR BANKA 16 th ISSUE	500	105.00	10,000.00	EUR	5,250,000	6,681,675
75	FMR	50,000	103.00	100.00	EUR	5,150,000	6,554,405
76	DEOS 1 st ISSUE	58,259	100.02	88.09	EUR	5,133,062	6,532,848
77	BANKA ZASAVJE 3 rd ISSUE	5,000	100.53	1,000.00	EUR	5,026,500	6,397,227
78	REPUBLIKA SLOVENIJA 44 th ISSUE	106,483	106.20	41.73	EUR	4,719,035	6,005,916
79	POŠTNA BANKA SLOVENIJE 6 th ISSUE	10,000	104.00	417.29	EUR	4,339,816	5,523,284
80	FACTOR BANKA 6 th ISSUE	10,000	100.00	419.65	EUR	4,196,510	5,340,898
81	STANOVANJSKI SKLAD RS 3 rd ISSUE	20,000	105.44	151.18	EUR	3,271,618	4,163,788
82	DELO PRODAJA 1 st ISSUE	200,000	101.69	10.00	EUR	2,033,800	2,588,417
83	HOTELI BERNARDIN	20,000	100.35	83.57	EUR	1,677,250	2,134,636
84	STANOVANJSKI SKLAD RS 1 st ISSUE	70,965	100.50	9.61	EUR	685,384	872,288
85	BANKA VIPA 7 th ISSUE	10,000	100.90	62.50	EUR	630,625	802,596
86	SIP STROJNA INDUSTRIJA 1 st ISSUE B SERIES	17,250		20.46	EUR	352,935	449,180
87	BANKA VIPA 6 th ISSUE	10,000	103.60	25.00	EUR	259,000	329,629
	TOTAL					6,466,072,490	8,229,370,458

EXCHANGE RATE	1 EUR=	1.2727	USD as of 30 Nov 2008
---------------	--------	--------	-----------------------

MARKET CAPITALISATION OF OPEN-END FUNDS

	Mutual fund / ETF	Number of coupons traded	Price as of 30 Nov 2008	Market capitalisation as of 30 Nov 2008 (in EUR)	Market capitalisation as of 30 Nov 2008 (in USD)
1	INFOND GLOBAL	6,695,592	8.76 EUR	58,653,386	74,648,164
2	PROBANKA GLOBALNI NALOŽBENI SKLAD	87,127,086	0.637 EUR	55,499,954	70,634,791
3	INFOND DYNAMIC	5,104,466	3.76 EUR	19,192,792	24,426,667
4	MP-BALKAN.SI	403,026	24.01 EUR	9,676,654	12,315,478
5	MP-EUROSTOCK.SI	1,151,397	3.89 EUR	4,478,934	5,700,340
6	INDEKSNI VZAJEMNI SKLAD PB BIOTECH INDEX	523,561	0.970 EUR	507,854	646,346
7	INDEKSNI VZAJEMNI SKLAD PB URANIUM INDEX	828,048	0.360 EUR	298,097	379,388
	TOTAL			148,307,672	188,751,174

MARKET CAPITALISATION OF CLOSE-END FUNDS

	Investment company	Number of shares traded	Price as of 30 Nov 2008	Market capitalisation as of 30 Nov 2008 (in EUR)	Market capitalisation as of 30 Nov 2008 (in USD)
1	NFD 1 DELNIŠKI INVESTICIJSKI SKLAD	160,580,300	1.08 EUR	173,426,724	220,720,192
2	KRONA SENIOR ID	6,895,504	5.80 EUR	39,993,923	50,900,266
3	KD ID	9,181,542	4.10 EUR	37,644,322	47,909,929
4	ZVON ENA ID	2,277,577	7.30 EUR	16,626,312	21,160,307
	TOTAL			267,691,282	340,690,694

EXCHANGE RATE	1 EUR=	1.2727 USD as of 30 Nov 2008
----------------------	--------	------------------------------

E) OTHER

E1) INDICATORS AS OF 30 NOVEMBER 2008

ISSUE	Price as of 30 Nov 2008	Total net profit (loss) in 000 EUR in 2007	Earning per share as of 31 Dec 2007	P / E ⁽¹⁾	Dividend for 2007	Dividend yield	Book value as of 31 Dec 2007	P / B ⁽¹⁾	Turnover ratio ⁽²⁾
PRIME MARKET SHARES									
Gorenje	13.71 EUR	22,672 EUR	1.90 EUR	7.22	0.450 EUR	3.28%	24.32 EUR	0.56	11.89%
Intereuropa	10.30 EUR	26,063 EUR	3.298 EUR	3.12	0.58 EUR	5.63%	22.04 EUR	0.47	8.37%
Krka	53.97 EUR	132,552 EUR	3.92 EUR	13.76	0.91 EUR	1.69%	19.27 EUR	2.80	13.44%
Luka Koper ⁽⁴⁾	25.83 EUR	30,124 EUR	2.15 EUR	12.00	0.55 EUR	2.13%	24.13 EUR	1.07	6.30%
Mercator	182.45 EUR	43,755 EUR	11.79 EUR	15.48	4.25 EUR	2.33%	183.37 EUR	0.99	6.75%
Petrol	284.74 EUR	53,256 EUR	25.84 EUR	11.02	5.90 EUR	2.07%	211.93 EUR	1.34	4.72%
Telekom Slovenije	160.64 EUR	88,340 EUR	13.58 EUR	11.83	12.80 EUR	7.97%	162.78 EUR	0.99	4.92%
PRIME MARKET AVERAGE ⁽⁶⁾				12.40		3.34%		1.33	
Abanka Vipava	51.49 EUR	36,810 EUR	6.71 EUR	7.68	1.01 EUR	1.96%	64.30 EUR	0.80	1.12%
Aerodrom ⁽⁴⁾	31.32 EUR	16,702 EUR	4.40 EUR	7.12	1.10 EUR	3.51%	29.05 EUR	1.08	13.05%
Delo Prodaja ⁽⁵⁾	27.20 EUR	4,884 EUR	8.534 EUR	3.19	0.70 EUR	2.57%	38.87 EUR	0.70	1.96%
Etol	174.90 EUR	2,792 EUR	10.97 EUR	15.95	3.92 EUR	2.24%	154.07 EUR	1.14	4.75%
Iskra Avtoelektrika	40.00 EUR	4,662 EUR	2.90 EUR	13.77	0.75 EUR	1.88%	28.07 EUR	1.43	1.15%
Istrabenz	35.24 EUR	112,647 EUR	21.75 EUR	1.62	3.79 EUR	10.75%	78.60 EUR	0.45	2.35%
Kompas MTS	19.50 EUR	(1,329 EUR)	(2.23 EUR)	⁽³⁾			79.62 EUR	0.24	0.01%
Minotest	5.00 EUR	273 EUR	0.11 EUR	43.72	0.04 EUR	0.80%	10.25 EUR	0.49	0.17%
Nika ⁽⁵⁾	14.80 EUR	118 EUR	0.62 EUR	23.89			20.34 EUR	0.73	0.66%
Nova KBM	12.09 EUR	52,332 EUR	2.25 EUR	5.38	0.20 EUR	1.65%	14.50 EUR	0.83	29.47%
Pivovarna Laško	42.34 EUR	58,890 EUR	6.73 EUR	6.29	1.00 EUR	2.36%	34.41 EUR	1.23	7.87%
Pozavarovalnica Sava	14.05 EUR	20,218 EUR	2.57 EUR	5.46			20.84 EUR	0.67	21.85%
Salus ⁽⁵⁾	430.00 EUR	14,385 EUR	114.00 EUR	3.77	40.00 EUR	9.30%	421.33 EUR	1.02	2.01%
Sava	268.55 EUR	39,293 EUR	19.61 EUR	13.69	3.00 EUR	1.12%	270.75 EUR	0.99	3.26%
Terme Čatež	190.00 EUR	3,978 EUR	8.06 EUR	23.58	4.35 EUR	2.29%	168.66 EUR	1.13	6.17%
Zavarovalnica Triglav ⁽⁷⁾	18.57 EUR	51,939 EUR	2.28 EUR	8.13	0.25 EUR	1.35%	25.79 EUR	0.72	8.57%
Žito	110.10 EUR	4,287 EUR	12.15 EUR	9.06	4.60 EUR	4.18%	195.23 EUR	0.56	4.07%
STANDARD MARKET AVERAGE ⁽⁶⁾				6.57		2.42%		0.79	

Calculated on the basis of last audit consolidated financial statements. Average number of shares traded in last 2 years has been used for the calculations.

(1) P / E = price / earnings per share

(2) Yearly turnover / average market capitalisation at the end of current month, before 6 months and before 12 months

(3) Not applicable.

(4) By Aerodrom Ljubljana P / E is calculated on all shares.

(5) Calculated on the basis of audit consolidated financial statements based on Slovene accounting standards.

(6) Average ratios:

Average P/E = total market capitalisation of common shares listed (30 Nov 2008) / total net profit of companies listed on prime market or official market (in 2007), adjusted with share of listed securities.

Average div. yield = total dividends, paid by the companies listed in 2007 or 2008, adjusted with share of listed securities / total market capitalisation of common shares on prime market or official market (30 Nov 2008).

Average price / book value = total market capitalisation of common shares listed (30 Nov 2008) / total equity of companies listed on prime market or official market (31 Dec 2007), adjusted with share of listed securities.

(7) Values adjusted due to stock split (1:4)

E2) RECORD VALUES

RECORD DAILY TURNOVER IN 2008

6 Oct 2008

	Turnover (in EUR)	Number of bargains	Volume in pieces
Order book trades	3,180,191	969	148,242
Cross trades (excluding block trades)	175,494	87	13,065
Block trades	25,294,535	1	604,998
Total	28,650,220	1,057	766,305

MAX AND MIN VALUE OF TURNOVER AND INDICES

	In 2008		1989-2007	
Monthly turnover - block trades excluded (in 000 EUR)	199,185.94	April	250,231.98	July 2006
Daily turnover - block trades excluded (in 000 EUR)	28,650.22	6 Oct 2008	42,083.43	10 Dec 2007
Number of bargains per day - block trades excluded	3,483.00	23 Jan 2008	6,391.00	27 Dec 2002
Value of block trade (in 000 EUR)	25,294.54	6 Oct 2008	75,012.95	23 Nov 2005
Max value of SBI 20 index	11,408.00	4 Jan 2008	12,242.01	31 Aug 2007
Min value of SBI 20 index	3,965.57	20 Nov 2008	891.93	10 Sep 1996
Max value of SBI TOP index	2,520.56	4 Jan 2008	2,674.69	31 Aug 2007
Min value of SBI TOP index	903.97	20 Nov 2008	534.14	8 Jul 2003
Other				
Market capitalisation of shares in EURm	17,923.60	31 Jan 2008	19,806	31 Aug 2007
Share in turnover of foreign investors	6.61%	30 Nov 2008	19.68%	31 Dec 2002

E3) NEW LISTED AND DELISTED SECURITIES AND CHANGES IN 2008

NEW LISTED SECURITIES

EQUITY MARKET - STANDARD MARKET

Issuer	Trading code	Type of share	Nominal value	Listing date	First trading day
POZAVAROVANICA SAVA	POSR	common	no par value	11 Jun 2008	12 Jun 2008
ZAVAROVANICA TRIGLAV	ZVTG	common	no par value	9 Sep 2008	9 Sep 2008
ABANKA VIPA	ABKN	common	no par value	27 Oct 2008	27 Oct 2008

EQUITY MARKET - ENTRY MARKET

Issuer	Trading code	Type of share	Listing date	First trading day
SIVENT	SING	common	21 Feb 2008	27 Feb 2008
FINETOL	FINR	common	25 Feb 2008	29 Feb 2008
D NALOŽBE	DFNR	common	28 Mar 2008	28 Mar 2008
DATALAB	DATR	common	30 Jun 2008	30 Jun 2008

BOND MARKET

Issuer	Trading code	Nomin. value of issue	Issue	Listing date	First trading day
REPUBLIKA SLOVENIJA	RS63	1,000,000,000 EUR	63 rd issue	7 Feb 2008	7 Feb 2008
FACTOR BANKA	FB16	5,000,000 EUR	16 th issue	12 Mar 2008	19 Mar 2008
FACTOR BANKA	FB19	12,155,000 EUR	19 th issue	12 Mar 2008	19 Mar 2008
PROBANKA	PRB9	25,000,000 EUR	9 th issue	11 Apr 2008	16 Apr 2008
FACTOR BANKA	FB20	13,090,000 EUR	20 th issue	12 Jun 2008	12 Jun 2008
DROGA KOLINSKA	DRK1	30,000,000 EUR	1 st issue	1 Jul 2008	1 Jul 2008
BANKA CELJE	BCE11	50,000,000 EUR	11 th issue	11 Jul 2008	11 Jul 2008
DELO PRODAJA	DPR1	2,000,000 EUR	1 st issue	21 Aug 2008	21 Aug 2008
FACTOR BANKA	FB21	7,338,000 EUR	21 st issue	9 Sep 2008	12 Sep 2008
NOVA LJUBLJANSKA BANKA	BDM1	12,500,000 EUR	1 st issue	19 Sep 2008	19 Sep 2008
NOVA LJUBLJANSKA BANKA	NLB24	100,000,000 EUR	24 th issue	19 Sep 2008	19 Sep 2008

FUND MARKET

Mutual fund	Trading code	Type of fund	Price of first trade	Listing date	First trading day
PB BIOTECH INDEX	PBDBI	ETF	0.963 EUR	17 Jun 2008	23 Jun 2008
PB URANIUM INDEX	PBDUI	ETF	0.982 EUR	17 Jun 2008	23 Jun 2008
INFOND GLOBAL	INDGL	actively managed fund	10.09 EUR	10 Oct 2008	10 Oct 2008
INFOND DYNAMIC	INDDY	actively managed fund	3.90 EUR	24 Oct 2008	24 Oct 2008

DELISTED SECURITIES

EQUITY MARKET - PRIME MARKET

Issuer	Trading code	Type of share	Delisting date
MERKUR	MER	common	7 Mar 2008

EQUITY MARKET - STANDARD MARKET

Issuer	Trading code	Type of share	Delisting date
GEODETSKI ZAVOD SLOVENIJE	GZRG	common	7 Jan 2008
ACH	ACLG	common	22 Aug 2008

EQUITY MARKET - ENTRY MARKET

Issuer	Trading code	Type of share	Delisting date
DZS	DZS	common	29 May 2008
TOVARNA SLADKORJA ORMOŽ	TSOG	common	2 Jul 2008
HIDROTEHNIK	VHLG	common	29 Jul 2008
ETRA 33	ETRG	common	29 Aug 2008
LIZ INŽENIRING	LIZG	common	15 Sep 2008
KRONA HOLDING	KRHR	common	27 Nov 2008

CLOSED-END FUND MARKET

Issuer	Trading code	Type of share	Delisting date
MAKSIMA ID	MAIR	common	29 May 2008
INFOND ID	IFIR	common	29 Aug 2008
INFOND ID 1	IFDR	common	13 Oct 2008

EXTENDED LISTING OF SECURITIES

EQUITY MARKET - PRIME MARKET

Issuer	Trading code	Type of share	Number of shares before extension	Number of shares after extension	Extension date
LUKA KOPER	LKPG	common	7,140,000	14,000,000	21 May 2008

EQUITY MARKET - STANDARD MARKET

Issuer	Trading code	Type of share	Number of shares before extension	Number of shares after extension	Extension date
PIVOVARNA LAŠKO	PILR	common	8,578,391	8,581,972	17 Jan 2008
PROBANKA	PRBP	preferred	396,235	396,295	5 Aug 2008
NOVA KBM	KBMR	common	23,357,984	26,081,979	30 Oct 2008

EQUITY MARKET - ENTRY MARKET

Issuer	Trading code	Type of share	Number of shares before extension	Number of shares after extension	Extension date
MP BPH	MPLR	common	80,000	800,000	14 Jan 2008 - split 1:10
ALPETOUR	APAG	common	385,831	497,847	14 May 2008
NFD HOLDING	NF2R	common	33,159,997	33,727,196	17 Jun 2008
AKTIVA NALOŽBE	ATPG	common	16,328,251	16,711,627	7 Nov 2008

REDUCED LISTING OF SECURITIES

EQUITY MARKET - STANDARD MARKET

Issuer	Trading code	Type of share	Number of shares before reduction	Number of shares after reduction	Reduction date
TERME ČATEŽ	TCRG	common	597,916	497,022	7 Mar 2008
ACH	ACLG	common	2,886,877	2,735,817	17 Apr 2008

EQUITY MARKET - ENTRY MARKET

Issuer	Trading code	Type of share	Number of shares before reduction	Number of shares after reduction	Reduction date
TOSAMA	TODG	common	295,670	290,000	20 Mar 2008

CLOSED-END FUND MARKET

Issuer	Trading code	Type of share	Number of shares before reduction	Number of shares after reduction	Reduction date
KRONA SENIOR ID	SNOG	common	7,316,086	6,895,504	11 Jun 2008

BOND MARKET

Issuer	Trading code	Issue	Number of bonds before reduction	Number of bonds after reduction	Reduction date
REPUBLIKA SLOVENIJA	RS38	38 th issue	820,216	688,470	3 Mar 2008
REPUBLIKA SLOVENIJA	RS54	54 th issue	3,000,000	1,957,000	3 Mar 2008
REPUBLIKA SLOVENIJA	RS57	57 th issue	6,629,324	6,223,274	3 Mar 2008
REPUBLIKA SLOVENIJA	RS44	44 th issue	296,493	183,396	11 Mar 2008
REPUBLIKA SLOVENIJA	RS50	50 th issue	571,596	531,370	11 Mar 2008
REPUBLIKA SLOVENIJA	RS54	54 th issue	1,957,000	1,828,310	11 Mar 2008
REPUBLIKA SLOVENIJA	RS18	18 th issue	500,000	450,166	11 Apr 2008
REPUBLIKA SLOVENIJA	RS44	44 th issue	183,396	106,483	11 Apr 2008
REPUBLIKA SLOVENIJA	RS48	48 th issue	600,000	564,652	11 Apr 2008
REPUBLIKA SLOVENIJA	RS50	50 th issue	531,370	485,270	11 Apr 2008
REPUBLIKA SLOVENIJA	RS53	53 rd issue	821,939	793,402	11 Apr 2008
REPUBLIKA SLOVENIJA	RS26	26 th issue	500,000	499,765	16 May 2008
REPUBLIKA SLOVENIJA	RS53	53 rd issue	793,402	792,909	16 May 2008

EXPIRED BONDS

Issuer	Trading code	Issue	Last trading day
BANKA CELJE	BCE6A	6 th issue	8 Feb 2007
FACTOR BANKA	FB13	13 th issue	21 Mar 2008
REPUBLIKA SLOVENIJA	RS52	52 nd issue	1 Apr 2008
REPUBLIKA SLOVENIJA	RS58	58 th issue	10 Apr 2008
NOVA LJUBLJANSKA BANKA	NLB12	12 th issue	24 Apr 2008
STANOVANJSKI SKLAD RS	SSR2	2 nd issue	7 May 2008
PROBANKA	PRB6	6 th issue	2 Jun 2008
ABANKA VIPA	AB13	13 th issue	24 Jun 2008
BANKA VIPA	VIP5	5 th issue	15 Jul 2008
POŠTNA BANKA SLOVENIJE	BCE5	5 th issue	31 Jul 2008
REPUBLIKA SLOVENIJA	RS39	39 th issue	8 Sep 2008
FACTOR BANKA	FB08	8 th issue	15 Oct 2008
NOVA LJUBLJANSKA BANKA	NLB14	14th issue	14 Nov 2008

CHANGES IN NOMINAL VALUE

ISSUER	Past nominal value	Present nominal value	Number of shares traded	New trading code	Market	Change date
TERME ČATEŽ	6,000 SIT	no-par value	497,022	TCRG (no change)	Standard market	12 Mar 2008
TOSAMA	10,000 SIT	no-par value	290,000	TODG (no change)	Entry market	21 Mar 2008
ACH	1,000 SIT	no-par value	2,735,817	ACLG (no change)	Standard market	16 Apr 2008
MAKSIMA HOLDING	1,000 SIT	no-par value	6,399,850	MAHR (no change)	Entry market	2 Jun 2008
TEKSTINA	1,000 SIT	no-par value	1,127,293	TEAG (no change)	Entry market	11 Jun 2008
INTERTRADE ITA	10,000 SIT	no-par value	69,531	INGR (no change)	Entry market	31 Jun 2008
KOŠAKI TMI	10,000 SIT	no-par value	135,000	SALR (no change)	Entry market	14 Aug 2008
SALUS	1,000 SIT	no-par value	43,236	TKMG (no change)	Standard market	26 Aug 2008
ZVON ENA HOLDING	1,000 SIT	no-par value	12,431,743	ZVHR (no change)	Entry market	28 Aug 2008
TRDNJAVA HOLDING	1,000 SIT	no-par value	2,593,123	TR0R (no change)	Entry market	1 Sep 2008
TRDNJAVA I HOLDING	1,000 SIT	no-par value	891,750	TR1R (no change)	Entry market	1 Sep 2008
SAVA	10,000 SIT	no-par value	2,006,987	SAVA (no change)	Standard market	2 Sep 2008
NAMA	1,000 SIT	no-par value	953,795	NALN (no change)	Entry market	3 Sep 2008
ZVON DVA HOLDING	1,000 SIT	no-par value	14,120,934	ZV2R (no change)	Entry market	4 Sep 2008
PETROL	6,000 SIT	no-par value	2,086,301	PETG (no change)	Prime market	8 Sep 2008
VELANA	1,000 SIT	no-par value	1,409,645	VLJG (no change)	Entry market	9 Sep 2008
MKT PRINT	10,000 SIT	no-par value	103,954	MKTG (no change)	Entry market	10 Sep 2008
MERCATOR	10,000 SIT	no-par value	3,765,361	MELR (no change)	Prime market	19 Sep 2008
ALPOS	10,000 SIT	no-par value	144,913	APOG (no change)	Entry market	22 Sep 2008
MARINA PORTOROŽ	2,000 SIT	no-par value	313,932	MAPG (no change)	Entry market	20 Oct 2008
TERME DOBRNA	1,000 SIT	no-par value	692,542	ZDDG (no change)	Entry market	6 Nov 2008

F) LIST OF SECURITIES

F1) EQUITY MARKET

PRIME MARKET

	Issuer	Trading code	First trading day	Nominal value of issue listed	Number of shares traded	Isin code	Sector
1	GORENJE, VELENJE	GRVG	10 Nov 2000 (2 June 1998 free market)	no par value	14,030,000	SI 003110407 6	household appliances
2	INTEREUROPA, KOPER	IEKG	12 Jan 1998	no par value	7,902,413	SI 003110009 0	retail trade
3	LUKA KOPER	LKPG	20 Nov 1996	no par value	14,000,000	SI 003110134 6	transport
4	KRKA TOVARNA ZDRAVIL, NOVO MESTO	KRKG	4 Nov 1997	no par value	35,426,120	SI 003110212 0	pharmaceutical & chemical industry
5	MERCATOR, LJUBLJANA	MELR	22 Dec 1997	no par value	3,765,361	SI 003110008 2	commerce industry, agriculture
6	PETROL, LJUBLJANA	PETG	5 May 1997	no par value	2,086,301	SI 003110215 3	crude-oil and gas trade
7	TELEKOM SLOVENIJE	TLSG	2 Oct 2006	no par value	6,535,478	SI 003110429 0	telecommunication

STANDARD MARKET - COMMON SHARES

	Issuer	Trading code	First trading day	Nominal value of issue listed	Number of shares traded	Isin code	Sector
1	ABANKA VIPA	ABKN	27 Oct 2008	no par value	7,198,864	SI 002110860 8	banking
2	AERODROM, LJUBLJANA	AELG	8 Oct 1997	no par value	1,936,229	SI 003110327 6	airport services
3	DELO PRODAJA	DPRG	12 Feb 2001	no par value	593,549	SI 003110707 9	trade
4	ETOL, CELJE	ETOG	21 Feb 1997	no par value	254,619	SI 003110133 8	essential oils and fragrances production
5	ISKRA AVTOELEKTRIKA	IALG	16 Oct 2006	no par value	1,608,313	SI 003110704 6	production of electrical equipment for machinery and vehicles
6	ISTRABENZ, KOPER	ITBG	16 June 1997	no par value	5,180,000	SI 003110207 0	holding companies management
7	KOMPAS MTS	MTSG	8 Dec 2000	no par value	594,601	SI 003110370 6	catering service, border-crossing and tourist services
8	MLINOTEST, AJDOVŠČINA	MAJG	3 Apr 2000	no par value	2,389,177	SI 003110820 0	food processing industry
9	NIKA, BREŽICE	NIKN	23 June 1992	no par value	189,876	SI 003110079 3	financial consultancy and services
10	NOVA KBM	KBMR	10 Dec 2007	no par value	26,081,979	SI 002110405 2	banking
11	PIVOVARNA LAŠKO	PILR	1 Feb 2000	no par value	8,581,972	SI 003110741 8	brewery
12	POZAVAROVALNICA SAVA	POSR	12 Jun 2008	no par value	9,362,519	SI 002111051 3	reinsurance
13	SALUS, LJUBLJANA	SALR	16 Jan 1992	no par value	134,980	SI 003110568 5	full-line pharmaceutical wholesale
14	SAVA, KRANJ	SAVA	6 Jan 2000	no par value	2,006,987	SI 003110845 4	chemicals
15	TERME ČATEŽ	TCRG	26 Aug 1993	no par value	497,022	SI 003110063 7	health resort
16	ZAVAROVALNICA TRIGLAV	ZVTG	9 Sep 2008	no par value	22,735,148	SI 002111165 1	insurance company
17	ŽITO, LJUBLJANA	ZTOG	20 Mar 2000	no par value	355,792	SI 003110844 0	flour, bread, pasta and sweets production

STANDARD MARKET - PREFERRED SHARES

	Issuer	Trading code	First trading day	Nominal value of issue listed	Number of shares traded	Isin code	Sector
1	PROBANKA, MARIBOR	PRBP	30 Mar 1993	no par value	396,295	SI 002120040 5	banking

ENTRY MARKET - COMMON SHARES

	Issuer	Trading code	First trading day	Nominal value of issue listed	Number of shares traded	Isin code	Sector
1	AKTIVA NALOŽBE, LJUBLJANA	ATPG	27 Feb 2004	no par value	16,711,627	SI 002111216 2	holding companies management
2	ALPETOUR POTOVALNA AGENCIJA	APAG	2 Aug 2000	no par value	497,847	SI 003110989 3	passengers transport
3	ALPOS	APOG	10 Apr 2006	no par value	144,913	SI 003111342 4	production of metal goods and equipment
4	CENTER NALOŽBE	IFHR	22 Jul 2004	no par value	3,777,004	SI 002111308 7	holding companies management
5	CETIS, CELJE	CETG	10 Mar 1997	no par value	200,000	SI 003110084 3	paper industry and graphics
6	CINKARNA, CELJE	CICG	6 Mar 1998	no par value	814,626	SI 003110380 5	metallurgic and chemical industry
7	D NALOŽBE	DFNR	31 Mar 2008	no par value	90,810	SI 003111394 5	holding companies management
8	DATALAB	DATR	30 Jun 2008	no par value	106,519	SI 003111451 3	software development
9	ELMO, LJUBLJANA	IELG	22 Feb 2001	no par value	708,000	SI 003111026 3	electrical installations
10	FINETOL	FINR	29 Feb 2008	no par value	254,619	SI 002111396 2	holding companies management
11	GEA TOVARNA OLJA	GSBG	30 June 1996	no par value	1,254,960	SI 003110129 6	oil - producing industry
12	GORENJSKI TISK, KRANJ	GTKG	19 Sep 1996	no par value	963,349	SI 003110119 7	graphics services
13	GORIŠKE OPEKARNE, RENČE	GORG	8 Mar 1999	no par value	523,634	SI 003110499 3	production of different clay brick products
14	GRAND HOTEL UNION	GHUG	5 Jan 2000	no par value	1,814,613	SI 003110865 5	hotel industry
15	HELIOS, DOMŽALE	HDOG	19 Sep 1996	11,694,732 SIT	278,446	SI 003110114 8	intermediary on fuel, mine sector
16	HRAM HOLDING	ST1R	27 Jan 2004	no par value	4,346,667	SI 002111210 5	holding companies management
17	INFOND HOLDING	IFFR	23 Sep 2002	no par value	16,833,414	SI 002111076 0	holding companies management
18	INLES, RIBNICA	IHPG	8 Oct 1999	no par value	712,410	SI 003110745 9	production of furniture
19	INTERTRADE ITA	INRG	20 Oct 1997	2,920,302 EUR	69,531	SI 003110333 4	mechanical engineering representative
20	JADRAN, SEŽANA	JASG	23 Sep 1996	no par value	165,302	SI 003110154 4	commerce industry
21	JAVOR, PIVKA	JPIG	13 Nov 2000	no par value	1,194,700	SI 003110910 9	production of plywood, bound and layer wood, fibre and other slabs
22	JELEN, SLOVENSKE KONJICE	JESG	29 Nov 1999	67,798,000 EUR	67,798	SI 003110430 8	restaurant & hotel capacities
23	JUTEKS, ŽALEC	JTKG	2 Nov 1999	no par value	641,432	SI 003110786 3	floor panel production on various linings
24	KD GROUP	KDHR	5 Feb 2001	no par value	2,675,640	SI 003111046 1	holding companies management
25	KOŠAKI TMI, MARIBOR	TKMG	11 Oct 1999	no par value	43,236	SI 003110424 1	secondary meat industry and production of meat products

26	KS NALOŽBE	KSFR	24 Dec 2007	no par value	3,909,878	SI 002111385 5	holding companies management
27	LESNINA	MILG	12 Jan 2002	no par value	76,495	SI 003111116 2	wholesale and retail of furniture
28	MARINA, PORTOROŽ	MAPG	19 Sep 1996	no par value	313,932	SI 003110058 7	nautical and hotel industry
29	MAKSIMA HOLDING	MAHR	6 May 2003	no par value	6,399,850	SI 002111151 1	holding companies management
30	MAKSIMA INVEST	MKIR	26 Oct 2004	no par value	7,451,949	SI 002111319 4	holding companies management
31	MEDVEŠEK PUŠNIK, LJUBLJANA	MPLR	12 Dec 1997	no par value	800,000	SI 002110324 5	financial consulting
32	MEDVEŠEK PUŠNIK DZU	MDUR	13 Dec 2007	no par value	75,000	SI 002111160 2	holding companies management
33	MELAMIN, KOČEVJE	MKOG	23 Sep 1996	no par value	349,913	SI 003110130 4	chemical industry
34	MERCATA	MR0R	27 Jul 2004	no par value	2,891,874	SI 002111199 0	holding companies management
35	MESNA INDUSTRIJA PRIMORSKE	MIPG	19 June 2000	no par value	1,978,742	SI 003110969 5	meat processing industry; wholesale and retail trade with provisions
36	MKT PRINT	MKTG	11 Oct 1999	no par value	103,954	SI 003110094 2	printing, publishing, retail and wholesale
37	MODRA LINIJA HOLDING	MLHR	20 Nov 2002	no par value	2,192,411	SI 002111058 8	holding companies management
38	M1	MR1R	4 Aug 2004	no par value	3,932,515	SI 002111311 1	holding companies management
39	NAMA, LJUBLJANA	NALN	30 Apr 2004	no par value	953,795	SI 003110269 0	retail trade and renting of business premises
40	NFD HOLDING	NF2R	10 Dec 2003	no par value	33,727,196	SI 002111200 6	holding companies management
41	NIKO, ŽELEZNIKI	NKPG	17 Sep 1999	no par value	35,875	SI 003110717 8	office material, industrial paper-clips, electromagnets and other metal mechanisms production
42	PLAMA PUR	POPG	6 Dec 1999	no par value	686,798	SI 003110822 6	production and refashioning of poliuretanic (plastic) foams
43	KD	SKDR	21 Dec 2000	no par value	186,436	SI 003111016 4	holding companies management
44	SIVENT	SING	27 Feb 2008	no par value	1,229,712	SI 002111139 6	venture capital investing
45	SLOVENIJALES, LJUBLJANA	SLLG	8 May 1996	no par value	273,377	SI 003110040 5	commerce, engineering, representation
46	TEKSTINA, AJDOVŠČINA	TEAG	12 Feb 1997	no par value	1,127,293	SI 003110221 1	textile industry
47	TERME DOBRNA	ZDDG	5 July 1999	no par value	692,542	SI 003110539 6	medical services, tourist and hotel trade
48	TOSAMA, DOMŽALE	TODG	13 Sep 1996	no par value	290,000	SI 003110136 1	sanitary material production
49	TRDNJAVA HOLDING	TR0R	31 Mar 2004	no par value	2,593,123	SI 002111219 6	holding companies management
50	TRDNJAVA I HOLDING	TR1R	31 Mar 2004	no par value	891,750	SI 002111220 4	holding companies management
51	TRIGLAV NALOŽBE	TRSG	7 Apr 2004	no par value	13,182,366	SI 002111223 8	holding companies management
52	TUB SWATY, MARIBOR	TUBG	30 Dec 1997	no par value	288,940	SI 003110344 1	production and trade of knife grinders
53	VELANA, LJUBLJANA	VLJG	23 Dec 2002	no par value	1,409,645	SI 003110069 4	non-clothing textile manufacturer
54	VIPA HOLDING	VHDR	5 Nov 2003	no par value	7,347,565	SI 002111131 3	other financial intermediation
55	ZDRAVILIŠČE ROGAŠKA	RGS	11 Feb 1999	901,581,000 EUR	901,581	SI 003110489 4	health resort
56	ZLATA MONETA II finančna družba	ZM2R	13 Nov 2003	no par value	8,232,861	SI 002111198 2	other financial intermediation
57	ZVON ENA HOLDING	ZVHR	30 Oct 2003	no par value	12,431,743	SI 002111177 6	holding companies management
58	ZVON DVA HOLDING	ZV2R	25 Feb 2004	no par value	14,120,934	SI 002111215 4	holding companies management
59	ŽELEZARNA RAVNE - MONTER DRAVOGRAD	ZMDG	17 Sep 1999	no par value	336,225	SI 003110696 4	management of investment portfolios of subsidiaries

ENTRY MARKET - PREFERRED SHARES

	Issuer	Trading code	First trading day	Nominal value of issue listed	Number of shares traded	Isin code	Sector
1	KD GROUP	KDHP	18 July 2001	no par value	266,413	SI 003120050 2	holding companies management
2	PRVA GROUP	PPDG	20 Jul 2005	7,140,000 EUR	170,000	SI 002120064 5	pension insurance
3	ZDRAVILIŠČE ROGAŠKA	RGP	11 Feb 1999	56,204,000 EUR	28,102	SI 003120028 8	health resort

F) LIST OF SECURITIES

F2) BOND MARKET

CORPORATE BONDS

	Issuer	Trading code	First trading day	Nominal value of issue traded	Coupon interest rate	Maturity	Sector
1	ABANKA VIPA	AB06	25 Nov 2002	13,500,000 EUR	5.9% p.a.	2002-2009	banking
2	ABANKA VIPA	AB07	30 Oct 2003	17,300,000 EUR	5.3% p.a.	2003-2010	banking
3	ABANKA VIPA	AB08	16 Oct 2006	10,000,000 EUR	4.9% p.a.	2003-2011	banking
4	ABANKA VIPA	AB09	16 Oct 2006	10,000,000 EUR	4.7% p.a.	2003-2011	banking
5	ABANKA VIPA	AB10	16 Oct 2006	21,000,000 EUR	4.6% p.a.	2004-2011	banking
6	ABANKA VIPA	AB11	30 Jun 2006	20,865,000 EUR	4.0% p.a.	2005-2010	banking
7	ABANKA VIPA	AB12	30 Jun 2006	20,865,000 EUR	3.8% p.a.	2005-2010	banking
8	ABANKA VIPA	VIP6	6 Mar 2000	2,000,000 EUR	5.5% p.a.	1999-2009	banking
9	ABANKA VIPA	VIP7	19 July 2001	2,000,000 EUR	6.2% p.a.	2001-2010	banking
10	BANKA CELJE	BCE9	16 Oct 2006	20,864,500 EUR	3.8% p.a.	2005-2010	banking
11	BANKA CELJE	BCE7	17 Nov 2003	10,000,000 EUR	5.15% p.a.	2003-2010	banking
12	BANKA CELJE	BCE8	26 Oct 2004	12,500,000 EUR	4.9% p.a.	2004-2011	banking
13	BANKA CELJE	BCE10	12 Sep 2007	37,000,000 EUR	5.0% p.a.	2007-2017	banking
14	BANKA CELJE	BCE11	11 Jul 2008	50,000,000 EUR	6m EURIBOR + 200 b.p.	2008-openend	banking
15	BANKA ZASAVJE	BZ03	27 Jul 2004	5,000,000 EUR	4.5% p.a.	2004-2011	banking
16	CIMOS	CIM1	21 Jul 2005	20,000,000 EUR	5.75% p.a.	2004-2011	automobile industry
17	DARS	DRS1	30 Dec 2004	56,042,047 EUR	5.1% p.a.	2004-2024	performing financial engineering, preparatory, organization and policy making of building, maintenance of road network and management of super highways in Republic of Slovenia
18	DARS	DRS2	8 Nov 2005	61,758,920 EUR	4.5% p.a.	2005-2025	performing financial engineering, preparatory, organization and policy making of building, maintenance of road network and management of super highways in Republic of Slovenia
19	DARS	DRS3	3 Feb 2006	42,563,580 EUR	4,0% p.a.	2005-2020	performing financial engineering, preparatory, organization and policy making of building, maintenance of road network and management of super highways in Republic of Slovenia
20	DELO PRODAJA	DPR1	21 Aug 2008	2,000,000 EUR	6m EURIBOR + 0,6%	2008-2018	trade
21	DEOS	DEO1	28 Sep 2005	5,825,900 EUR	6% p.a.	2004-2014	the construction and maintenance of safe homes
22	DROGA KOLINSKA	DRK1	1 Jul 2008	30,000,000 EUR	5,50% p.a.	2007-2010	
23	FACTOR BANKA	FB14	7 Mar 2007	12,160,000 EUR	4,0% p.a.	2006-2012	banking
24	FACTOR BANKA	FB15	4 May 2007	9,000,000 EUR	6m EURIBOR + 1,05% p.a.	2006-2012	banking
25	FACTOR BANKA	FB16	19 Mar 2008	5,000,000 EUR	5,75% p.a.	2007-openend	banking
26	FACTOR BANKA	FB17	2 Oct 2007	25,000,000 EUR	6m EURIBOR + 60 b.p.	2007-2011	banking
27	FACTOR BANKA	FB19	19 Mar 2008	12,155,000 EUR	6m EURIBOR + 95 b.p.	2007-2010	banking
28	FACTOR BANKA	FB06	23 May 2005	4,196,500 EUR	2 % + 6month EURIBOR	2002-2009	banking
29	FACTOR BANKA	FB09	10 May 2005	5,927,000 EUR	4,8% p.a.	2004-2014	banking
30	FACTOR BANKA	FB11	25 Oct 2005	13,000,000 EUR	1,5% + 6 month EURIBOR	2005-2020	banking
31	FACTOR BANKA	FB12	7 Mar 2006	10,425,000 EUR	3,75% p.a.	2005-2010	banking
32	FACTOR BANKA	FB20	12 Jun 2008	13,090,000 EUR	6m EURIBOR + 160 b.p.	2008-2013	banking
33	FACTOR BANKA	FB21	12 Sep 2008	7,338,000 EUR	6m EURIBOR + 160 b.p.	2008-2013	banking
34	FMR	FMR1	5 May 2005	5,000,000 EUR	4,6 % p.a.	2004-2009	holding companies management
35	HOTELI BERNARDIN	HTB1E	28 June 1999	10,225,800 EUR	8,5% p.a.	1999-2009	hotel and restaurant activities
36	KB1909	KBG1	10 Oct 2007	10,000,000 EUR	6m EURIBOR + 125 b.p.	2006-2011	financial services and holding companies management
37	KD HOLDING	KDH1	16 Dec 2005	40,000,000 EUR	5,45% p.a.	2005-2015	holding companies management
38	KD HOLDING	KDH2	7 Apr 2006	40,000,000 EUR	4,85% p.a.	205-2015	holding companies management
39	NOVA KBM	KBM5	26 Oct 2004	25,037,400 EUR	5,3% p.a.	2004-2009	banking
40	NOVA KBM	KBM7	30 Jun 2005	29,210,300 EUR	4,1% p.a.	2004-2011	banking
41	NOVA KBM	KBM8	30 Jun 2005	29,210,300 EUR	3,9% p.a.	2005-2010	banking
42	NOVA LJUBLJANSKA BANKA	BDM1	19 Sep 2008	12,500,000 EUR	6m EURIBOR + 140 b.p.	2008-2013	banking
43	NOVA LJUBLJANSKA BANKA	NLB15	16 Oct 2006	54,717,569 EUR	4,8% p.a.	2004-2012	banking
44	NOVA LJUBLJANSKA BANKA	NLB11	18 Jun 2003	26,326,000 EUR	5,1% p.a.	2002-2009	banking
45	NOVA LJUBLJANSKA BANKA	NLB13	14 Nov 2003	48,962,722 EUR	7% p.a.	2003-2013	banking
46	NOVA LJUBLJANSKA BANKA	NLB16	30 Jun 2005	32,363,761 EUR	4,0% p.a.	2004-2009	banking
47	NOVA LJUBLJANSKA BANKA	NLB17	30 Jun 2005	42,435,889 EUR	3,85% p.a.	2005-2011	banking
48	NOVA LJUBLJANSKA BANKA	NLB18	29 Dec 2005	62,593,500 EUR	4,15% p.a.	2005-2015	banking
49	NOVA LJUBLJANSKA BANKA	NLB19	29 Dec 2005	41,729,000 EUR	4,0% p.a.	2005-2016	banking
50	NOVA LJUBLJANSKA BANKA	NLB20	25 Aug 2006	23,827,259 EUR	3,75% p.a. first 3 years, then 6m EURIBOR + 30 b.p.	2006-2013	banking
51	NOVA LJUBLJANSKA BANKA	NLB21	27 Dec 2006	29,001,655 EUR	4,0% p.a.	2006-2009	banking
52	NOVA LJUBLJANSKA BANKA	NLB22	11 Jan 2007	29,894,000 EUR	6m EURIBOR + 25 b.p.	2006-2011	banking
53	NOVA LJUBLJANSKA BANKA	NLB23	28 Nov 2007	54,200,000 EUR	3m EURIBOR + 20 b.p.	2007-2012	banking
54	NOVA LJUBLJANSKA BANKA	NLB24	19 Sep 2008	100,000,000 EUR	6m EURIBOR + as specified in Prospectus 4.7	2008-2013	banking
55	POSLOVNI SISTEM MERCATOR	MEO1	16 Oct 2006	36,540,000 EUR	4,8% p.a.	2004-2011	commerce industry, agriculture
56	POŠTNA BANKA SLOVENIJE	PBS6	16 Oct 2006	4,172,900 EUR	4,4% p.a.	2004-2012	banking
57	POSTNA BANKA SLOVENIJE	PBS7	16 Oct 2006	16,691,600 EUR	4,7% p.a.	2004-2011	banking
58	POTEZA NALOŽBE	PNO1	29 Sep 2004	10,000,000 EUR	5,25% p.a.	2003-2011	enterprise and business counseling

59	PROBANKA	PRB9	16 Apr 2008	25,000,000 EUR	3m EURIBOR +1.5% (2.7 after 10 years)	2007-openend	banking
60	PROBANKA, MARIBOR	PRB7	16 Oct 2006	12,000,000 EUR	5.2% p.a.	2004-2010	banking
61	PROBANKA, MARIBOR	PRB8	16 Mar 2007	9,200,000 EUR	3.9% p.a.	2006-2012	banking
62	SIP, STROJNA INDUSTRIJA	SIPBE	19 June 2000	1,763,985 EUR	6% p.a.	1999-2009	manufacturing farm equipment
63	STANOVANJSKI SKLAD RS	SSR1E	4 Jul 1996	3,628,440 EUR	6% p.a.	1995-2010	national mortgage agency
64	STANOVANJSKI SKLAD RS	SSR3	16 Oct 2006	8,345,800 EUR	TOM + 6.10% p.a.	2001-2011	national mortgage agency

INSURANCE

	Issuer	Trading code	First trading day	Nominal value of issue traded	Coupon interest rate	Maturity	Sector
1	ZAVAROVALNICA TRIGLAV	ZT01	2 Jun 2004	30,000,000 EUR	5.125% p.a.	2003-2013	insurance

MUNICIPAL and GOVERNMENT BONDS

	Issuer	Trading code	First trading day	Nominal value of issue traded	Coupon interest rate	Maturity	Sector
1	REPUBLIC OF SLOVENIA	RS18	15 May 2000	45,016,600 EUR	6% p.a.	2000-2010	government bond
2	REPUBLIC OF SLOVENIA	RS21	18 Nov 2002	51,962,029 EUR	1% p.a. + TOM	2001-2015	government bond
3	REPUBLIC OF SLOVENIA	RS23	20 Feb 2001	40,000,000 EUR	6% p.a.	2001-2011	government bond
4	REPUBLIC OF SLOVENIA	RS26	14 June 2001	49,976,500 EUR	5.375% p.a.	2001-2011	government bond
5	REPUBLIC OF SLOVENIA	RS29	25 Jan 2002	55,000,000 EUR	5.375% p.a.	2002-2012	government bond
6	REPUBLIC OF SLOVENIA	RS32	25 Jan 2002	23,865,500 EUR	5.375% p.a.	2002-2012	government bond
7	REPUBLIC OF SLOVENIA	RS33	9 Apr 2002	127,166,004 EUR	8% p.a.	2002-2022	government bond
8	REPUBLIC OF SLOVENIA	RS38	30 Apr 2002	68,847,000 EUR	5.63% p.a.	2002-2017	government bond
9	REPUBLIC OF SLOVENIA	RS44	29 Nov 2002	4,443,536 EUR	6.65% p.a.	2002-2012	government bond
10	REPUBLIC OF SLOVENIA	RS48	10 Dec 2002	56,465,200 EUR	4.75% p.a.	2002-2012	government bond
11	REPUBLIC OF SLOVENIA	RS49	22 Jan 2003	29,632,020 EUR	4.75% p.a.	2003-2022	government bond
12	REPUBLIC OF SLOVENIA	RS50	11 Mar 2003	48,527,000 EUR	4.50% p.a.	2003-2013	government bond
13	REPUBLIC OF SLOVENIA	RS53	17 Apr 2003	79,290,900 EUR	4.875% p.a.	2003-2018	government bond
14	REPUBLIC OF SLOVENIA	RS54	29 Oct 2003	76,295,376 EUR	5.75% p.a.	2003-2013	government bond
15	REPUBLIC OF SLOVENIA	RS56	24 Feb 2004	202,023,193 EUR	4.875% p.a.	2004-2009	government bond
16	REPUBLIC OF SLOVENIA	RS57	29 Mar 2004	259,697,224 EUR	4.875% p.a.	2004-2014	government bond
17	REPUBLIC OF SLOVENIA	RS59	2 Feb 2005	1,066,332,031 EUR	4% p.a.	2005-2016	government bond
18	REPUBLIC OF SLOVENIA	RS60	14 Apr 2005	368,623,416 EUR	3.5 % p.a.	2005-2010	government bond
19	REPUBLIC OF SLOVENIA	RS61	24 Jan 2006	328,861,569 EUR	3.25 % p.a.	2006-2011	government bond
20	REPUBLIC OF SLOVENIA	RS62	24 Jan 2006	390,540,053 EUR	3.5 % p.a.	2005-2017	government bond
21	REPUBLIC OF SLOVENIA	RS63	11 Feb 2008	1,000,000,000 EUR	4.375 % p.a.	2008-2019	government bond
22	SLOVENSKA ODŠKODNINSKA DRUŽBA	SOS2E	7 Apr 1997	778,150,998 EUR	6 % p.a.	1996-2016	meeting commitments deriving from denationalisation process

TOM (abbreviation for: "temeljna obrestna mera"- base interest rate) - indexation factor, calculated as twelve month average of monthly consumer price index

F3) FUND MARKET

	Open-end fund	Trading code	First trading day	Value of first trade	Number of coupons traded	Isin code	Type
1	Infond Global	INDGL	10 Oct 2008	10.09	6,695,592	SI 002140112 8	mutual fund
2	Infond Dynamic	INDDY	24 Oct 2008	3.90	5,104,466	SI 002140113 6	mutual fund
3	MP-BALKAN.SI	MPBL	24 Nov 2006	62.36	403,026	SI 002140002 1	mutual fund
4	MP-EUROSTOCK.SI	MPEU	16 Jun 2006	5.47	1,151,397	SI 002140001 3	mutual fund / ETF
3	PB Biotech Index	PBDBI	23 Jun 2008	0.963	523,561	SI 002140092 2	mutual fund / ETF
4	PB Uranium Index	PBDUI	23 Jun 2008	0.982	828,048	SI 002140093 0	mutual fund / ETF
3	Probanka globalni naložbeni sklad	PBGS	24 Nov 2006	0.710	87,127,086	SI 002140003 9	mutual fund

F4) CLOSED-END FUND MARKET

	Issuer	Trading code	First trading day	Nominal value of shares traded	Number of shares traded	Isin code	Sector
1	KD ID	KDIR	9 Feb 2001	no par value	9,181,542	SI 002111341 8	investment fund
2	KRONA SENIOR ID	SNOG	8 Dec 1998	no par value	6,895,504	SI 002110590 1	investment fund
3	NFD 1 DELNIŠKI INVESTICIJSKI SKLAD	NF1N	26 Oct 1998	no par value	160,580,300	SI 002110600 8	investment fund
4	ZVON ENA ID	ZVIR	24 Nov 2003	no par value	2,277,577	SI 002111178 4	investment fund