

MONTHLY AND ANNUAL STATISTICS
LJUBLJANA STOCK EXCHANGE
DECEMBER AND YEAR 2008
Year XIV., No. 12/08

TURNOVER

Market	December 2008			Year 2008		
	Turnover (in 000 EUR)	Volume in pieces	Number of trades	Turnover (in 000 EUR)	Volume in pieces	Number of trades
Shares	42,366	1,615,048	13,977	952,578	19,289,320	211,502
Prime Market	30,154	678,887	8,322	681,451	8,136,416	126,029
Standard Market	9,729	567,679	3,871	215,058	4,719,527	44,153
Entry Market	2,484	368,482	1,784	56,069	6,433,377	41,320
Bonds	31,288	587,839	529	257,000	5,621,772	5,384
Investment coupons	611	510,769	392	15,076	13,129,907	5,684
Closed-end Funds Shares	1,380	880,612	1,101	61,136	19,177,940	27,109
Short-term securities	0	0	0	0	0	0
Total	75,645	3,594,268	15,999	1,285,790	57,218,939	249,679

MARKET SIZE

Market	Market capitalisation (in EURm)	Number of securities	Number of issuers
Shares	8,468	86	84
Prime Market	4,151	7	7
Standard Market	2,589	18	18
Entry Market	1,728	61	59
Bonds	6,795	90	23
Investment coupons	130	7	3
Closed-end Funds Shares	224	4	4
Total	15,617	187	107

**MONTHLY TURNOVER BY MARKETS
IN 000 EUR - SHARES**

	Regulated market		Off-market trades*
	Normal trades	Block Trades	
dec.07	187,975	7,488	881,279
jan.08	176,582	3,766	248,504
feb.08	95,433	4,989	151,846
mar.08	102,237	6,416	276,497
apr.08	121,102	3,630	364,763
may.08	47,608	6,722	150,773
jun.08	42,957	1,651	175,915
jul.08	43,690	7,691	94,723
aug.08	26,774	4,975	170,282
sep.08	71,738	2,931	252,186
oct.08	86,192	1,570	203,769
nov.08	50,776	789	109,498
dec.08	41,450	917	373,776

* appreciation of off-market transactions with listed securities based on volume of off-market transaction and their monthly average prices

PRIME MARKET SHARES

	December 2008		Year 2008		Market capitalisation (in EURm)
	Turnover (in 000 EUR)	Number of trades	Turnover (in 000 EUR)	Number of trades	
GOENJE	1,291	817	46,022	11,748	147
INTEREUROPA	962	479	16,551	4,945	69
KRKA	17,744	4,628	394,239	71,358	1,710
LUKA KOPER	1,250	535	35,746	10,867	294
MERCATOR	1,820	354	53,502	7,048	595
MERKUR	delisted	delisted	1,035	101	delisted
PETROL	2,710	504	55,477	8,955	561
TELEKOM SLOVENIJE	4,376	1,095	78,880	11,007	775
TOTAL	30,154	8,322	681,451	126,029	4,151

**MONTHLY TURNOVER BY MARKETS
IN 000 EUR - OTHER SECURITIES**

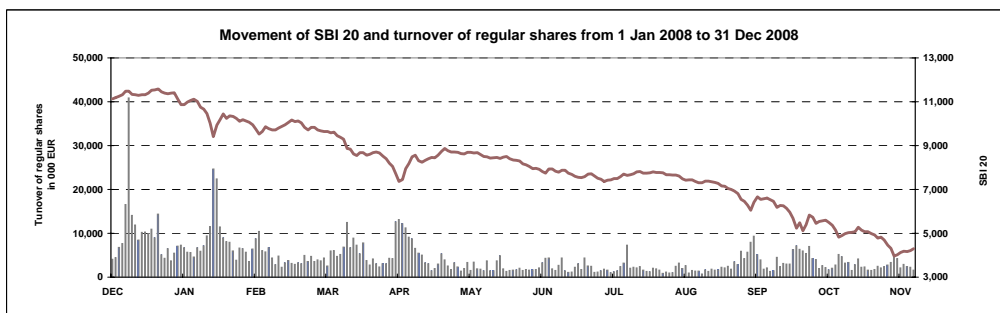
	Regulated market			Off-market trades*
	Normal trades	Block trades	Market maker segment**	
dec.07	20,982	15,833	9,653	62,260
jan.08	13,571	0		42,426
feb.08	12,522	5,971		1,278,971
mar.08	14,031	14,273		438,969
apr.08	15,690	58,765		204,176
may.08	14,464	3,430		103,687
jun.08	11,973	6,291		180,208
jul.08	8,934	404		159,862
aug.08	6,660	1,450		98,979
sep.08	15,303	5,910		182,701
oct.08	18,460	50,857		247,663
nov.08	11,606	9,369		74,317
dec.08	17,241	16,038		132,789

* appreciation of off-market transactions with listed securities based on volume of off-market transaction (Market Maker Trading Segment trades excluded) and their monthly average prices

** special segment for trading in securities issued by Republic of Slovenia

INDICES

STOCK EXCHANGE INDICES	Nominal return 31 Dec 2008 / 30 Nov 2008	Nominal return 31 Dec 2008 / 31 Dec 2007	Nominal return 31 Dec 2008 / 31 Dec 2006
Slovene Stock Exchange Index (SBI20)	-13.92%	-67.49%	-42.10%
Slovene Blue-Chip Index (SBI TOP)	-12.57%	-66.09%	-42.02%





LJUBLJANA STOCK EXCHANGE
Investment Point of Slovenia.

ISSUER

Ljubljana Stock Exchange Inc.
Slovenska 56
1000 Ljubljana

INFORMATION

E-mail:	info@ljse.si
Phone:	+386 1 47-10-211 +386 1 47-10-318
Contact persons:	Nataša Žabkar, Boštjan Šbül

STATISTICS ON WEB:

<http://www.ljse.si/cgi-bin/jve.cgi?doc=1989&sid=oW6SxKEMNaGgXs4b>

The screenshot displays the Ljubljana Stock Exchange (BORZA) website. At the top, the logo and name 'LJUBLJANA STOCK EXCHANGE' are visible. The navigation bar includes 'WHAT'S NEW', 'MARKET DATA', 'PRODUCTS & SERVICES', 'FOR ISSUERS', 'MEMBERS', and 'ABOUT THE LJSE'. The main content area is divided into several sections:

- INDICES on Jan 7, 2009 at 13:33:** A table showing the SBI20 and SBITOP indices with their values, absolute changes, and relative changes.
- SB120 and SBI TOP:** A line chart showing the performance of these indices from 10:00 to 13:00.
- PRIME MARKET SHARES on Jan 7, 2009 at 13:33:** A table listing the top 5 trading volumes for various stocks, including symbols, values, changes, and turnover.
- TOP 3 GAINERS / DECLINERS on Jan 7, 2009 at 13:33:** A table showing the top performing and underperforming stocks, including their symbols, values, number of trades, and relative changes.
- WHAT'S NEW:** A section for the latest announcements, including reports from the Supervisory Board and company news.
- Left sidebar:** Contains navigation links such as 'LJSEPRIME', 'Going public', 'Locate a broker', 'LJSE trading real-time', and 'Data on securities'.
- Right sidebar:** Features a search bar and a list of recent market announcements.

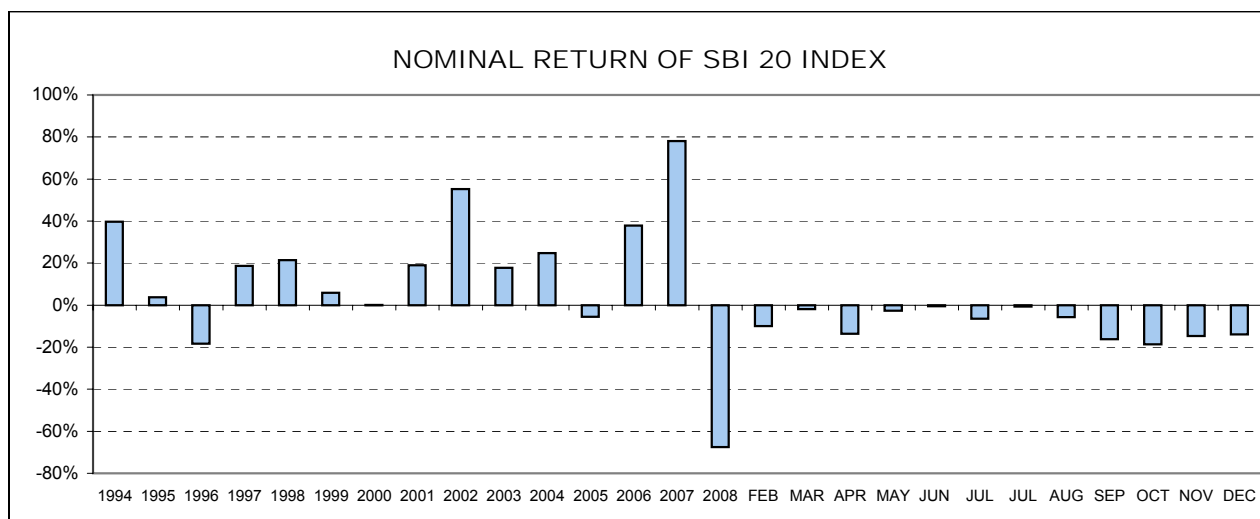
INDEX

	Page
A) STOCK EXCHANGE INDICES	1
A1) Values, yields and movements of Stock Exchange Indices	1
A2) Index compositions	4
B) NUMBER OF ISSUERS, TRADED SECURITIES AND MEMBERS	5
C) TURNOVER	6
C1) Monthly turnover by securities	6
C2) Annual turnover by securities	11
C3) Most traded securities - December 2008	16
C4) Most traded securities - 2008	17
C5) Monthly turnover by LJSE members	18
C6) Annual turnover by LJSE members	20
C7) Historical series	22
D) MARKET CAPITALISATION	25
D1) Market capitalisation of shares	26
D2) Market capitalisation of bonds	28
D3) Market capitalisation of investment funds	29
E) OTHER	30
E1) Indicators (shares on official market)	31
E2) Record values	32
E3) New listed securities and changes	27
	35
F) LIST OF SECURITIES	35
F1) Shares	36
F2) Bonds	38
F3) Funds	40

A) STOCK EXCHANGE INDICES

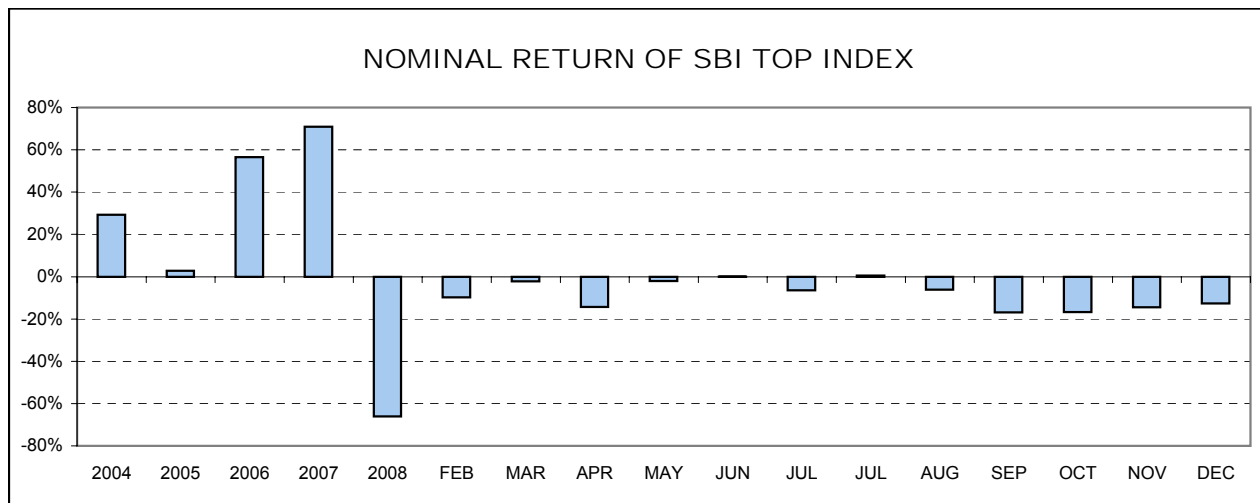
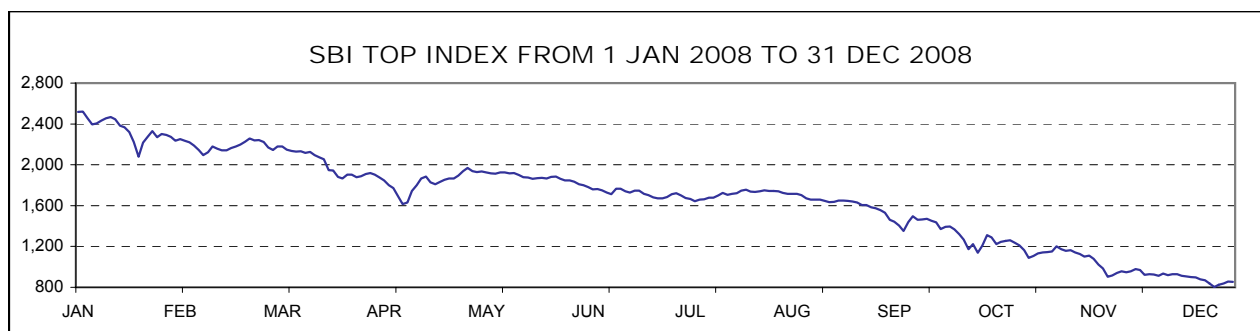
SBI 20 - SLOVENE STOCK EXCHANGE INDEX

Year	Max	Date	Min	Date	Close	Nominal return
1994	1,804.00	10 May 1994	1,015.92	6 Jan 1994	1,396.81	39.68%
1995	1,590.17	9 Nov 1995	1,016.99	13 July 1995	1,448.75	3.72%
1996	1,589.18	13 Mar 1996	891.93	10 Sept 1996	1,183.26	-18.33%
1997	1,655.36	10 Feb 1997	1,052.44	8 Jan 1997	1,404.70	18.71%
1998	2,026.47	10 Aug 1998	1,378.49	6 Jan 1998	1,705.77	21.43%
1999	1,981.87	19 Feb 1999	1,679.48	5 Jan 1999	1,806.26	5.89%
2000	1,903.66	24 Jan 2000	1,584.23	25 May 2000	1,807.94	0.09%
2001	2,159.35	19 Dec 2001	1,700.24	25 Apr 2001	2,151.59	19.01%
2002	3,547.64	8 Nov 2002	2,140.80	3 Jan 2002	3,340.20	55.24%
2003	4,034.53	5 Dec 2003	3,067.67	3 Jul 2003	3,931.64	17.71%
2004	4,935.29	15 Nov 2004	3,922.74	5 Jan 2004	4,904.48	24.74%
2005	5,131.61	1 Feb 2005	4,301.58	28 Sep 2005	4,630.10	-5.59%
2006	6,464.80	18 Dec 2006	4,427.22	29 Mar 2006	6,382.92	37.86%
2007	12,242.01	31 Aug 2007	6,551.52	3 Jan 2007	11,369.58	78.13%
2008	11,408.00	4 Jan 2008	3,460.30	23 Dec 2008	3,695.72	-67.49%
2008	Max	Date	Min	Date	Close	Nominal return
January	11,408.00	4 Jan 2008	9,403.36	22 Jan 2008	10,240.11	-9.93%
February	10,184.01	4 Feb 2008	9,528.17	12 Feb 2008	10,040.85	-1.95%
March	9,839.26	5 Mar 2008	8,552.05	27 Mar 2008	8,677.56	-13.58%
April	8,710.31	4 Apr 2008	7,368.49	15 Apr 2008	8,451.55	-2.60%
May	8,875.66	7 May 2008	8,415.07	30 May 2008	8,415.07	-0.43%
June	8,504.40	3 Jun 2008	7,738.73	19 Jun 2008	7,877.87	-6.38%
July	7,822.90	31 Jul 2008	7,358.83	16 Jul 2008	7,822.90	-0.70%
August	7,797.49	6 Aug 2008	7,310.60	27 Aug 2008	7,380.15	-5.66%
September	7,378.75	1 Sep 2008	6,055.74	18 Sep 2008	6,188.15	-16.15%
October	6,275.77	1 Oct 2008	4,829.45	27 Oct 2008	5,031.55	-18.69%
November	5,271.20	5 Nov 2008	3,965.57	20 Nov 2008	4,293.33	-14.67%
December	4,268.17	1 Dec 2008	3,460.30	23 Dec 2008	3,695.72	-13.92%



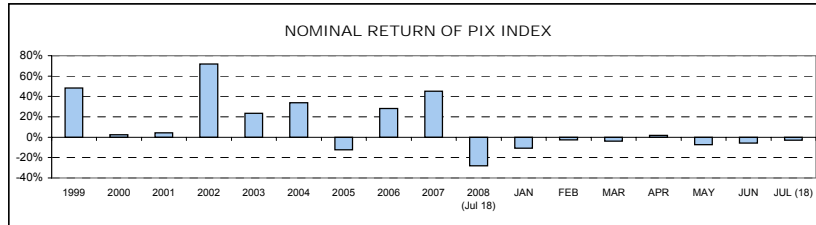
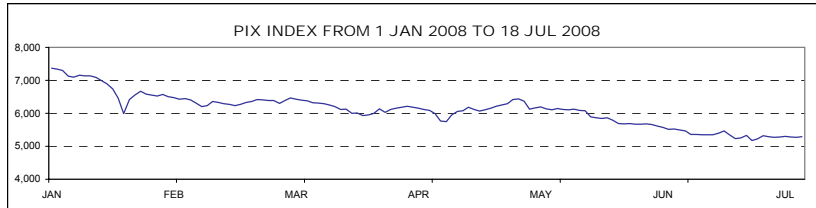
SBI TOP - SLOVENE BLUE-CHIP INDEX

Year	Max	Date	Min	Date	Close	Nominal return
2003	730.49	4 Dec 2003	534.14	8 Jul 2003	707.94	-
2004	946.60	25 Nov 2004	706.53	5 Jan 2004	915.40	29.30%
2005	960.74	8 Dec 2005	817.33	1 Jul 2005	941.02	2.80%
2006	1,506.88	18 Dec 2006	940.16	3 Jan 2006	1,473.33	56.57%
2007	2,674.69	31 Aug 2007	1,501.26	3 Jan 2007	2,518.92	70.97%
2008	2,520.56	4 Jan 2008	801.65	23 Dec 2008	854.26	-66.09%
2008	Max	Date	Min	Date	Close	Nominal return
January	2,520.56	4 Jan 2008	2,079.02	22 Jan 2008	2,273.91	-9.73%
February	2,258.55	26 Feb 2008	2,095.28	12 Feb 2008	2,222.37	-2.27%
March	2,178.27	6 Mar 2008	1,865.64	27 Mar 2008	1,903.59	-14.34%
April	1,917.62	4 Apr 2008	1,613.99	15 Apr 2008	1,865.35	-2.01%
May	1,967.95	7 May 2008	1,862.63	27 May 2008	1,865.69	0.02%
June	1,884.05	3 Jun 2008	1,712.90	19 Jun 2008	1,745.75	-6.43%
July	1,755.94	31 Jul 2008	1,643.08	16 Jul 2008	1,755.94	0.58%
August	1,748.63	6 Aug 2008	1,632.87	27 Aug 2008	1,649.19	-6.08%
September	1,650.15	1 Sep 2008	1,351.67	18 Sep 2008	1,371.97	-16.81%
October	1,396.48	2 Oct 2008	1,089.50	27 Oct 2008	1,141.60	-16.79%
November	1,201.78	5 Nov 2008	903.97	20 Nov 2008	977.12	-14.41%
December	970.11	1 Dec 2008	801.65	23 Dec 2008	854.26	-12.57%



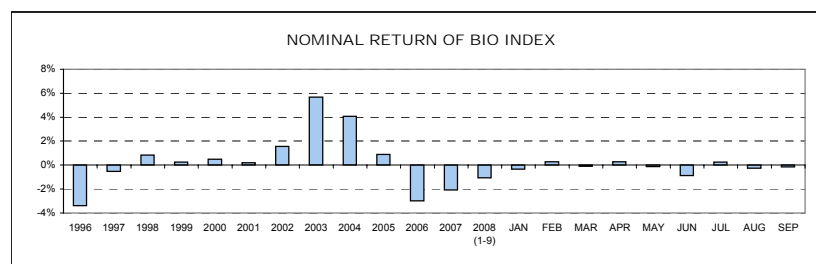
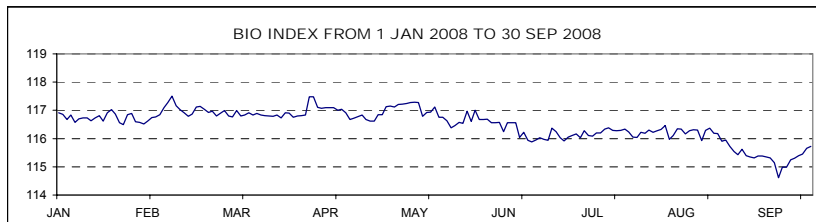
PIX - INVESTMENT FUNDS INDEX - discontinued (18 Jul 2008)

Year	Max	Date	Min	Date	Close	Nominal return
1999	1,633.77	19 Oct 1999	965.15	29 Apr 1999	1,483.50	48.35%
2000	1,572.13	17 Jan 2000	1,097.07	25 May 2000	1,520.79	2.51%
2001	1,588.02	28 Dec 2001	1,328.44	23 May 2001	1,588.02	4.42%
2002	3,013.05	27 Nov 2002	1,551.00	3 Jan 2002	2,729.73	71.89%
2003	3,374.22	29 Dec 2003	2,558.26	12 Mar 2003	3,372.03	23.53%
2004	4,606.40	26 Nov 2004	3,367.18	5 Jan 2004	4,513.38	33.85%
2005	4,752.47	31 Jan 2005	3,893.96	22 Dec 2005	3,962.29	-12.21%
2006	5,099.52	22 Dec 2006	3,733.91	23 Mar 2006	5,084.12	28.31%
2007	7,464.19	24 Dec 2007	5,054.97	3 Jan 2007	7,374.29	45.05%
2008 (18 Jul)	7,371.12	3 Jan 2008	5,347.85	24 Jun 2008	5,293.89	-28.21%
Year 2008	Max	Date	Min	Date	Close	Nominal return
January	7,371.12	3 Jan 2008	5,992.53	22 Jan 2008	6,569.38	-10.92%
February	6,505.07	1 Feb 2008	6,206.30	12 Feb 2008	6,391.68	-2.70%
March	6,467.34	5 Mar 2008	5,936.03	26 Mar 2008	6,140.45	-3.93%
April	6,256.39	30 Apr 2008	5,745.73	16 Apr 2008	6,256.39	1.89%
May	6,435.11	7 May 2008	5,789.12	30 May 2008	5,789.12	-7.47%
June	5,688.10	2 Jun 2008	5,347.85	24 Jun 2008	5,461.25	-5.66%
July	5,341.92	1 Jul 2008	5,179.52	7 Jul 2008	5,293.89	discontinued



BIO - STOCK EXCHANGE BOND INDEX - discontinued (30 Sep 2008)

Year	Max	Date	Min	Date	Close	Nominal return
1995	113.52	14 Dec 1995	100.46	5 July 1995	111.68	n.a
1996	111.96	8 Jan 1996	106.61	28 June 1996	107.89	-3.39%
1997	110.97	8 Apr 1997	104.90	29 Jan 1997	107.31	-0.54%
1998	108.22	30 Dec 1998	101.68	25 May 1998	108.22	0.85%
1999	110.52	4 Feb 1999	104.53	16 Aug 1999	108.50	0.26%
2000	109.63	15 Dec 2000	103.96	9 June 2000	109.03	0.49%
2001	110.08	17 Sept 2001	107.81	21 Mar 2001	109.25	0.20%
2002	111.06	27 Dec 2002	107.17	12 Mar 2002	110.96	1.56%
2003	118.14	21 Nov 2003	110.20	24 Jan 2003	117.27	5.69%
2004	122.27	27 Dec 2004	116.28	14 Jan 2004	122.04	4.07%
2005	123.41	7 Oct 2005	120.63	20 Jan 2005	123.11	0.88%
2006	122.78	3 Jan 2006	117.58	7 Jul 2006	119.44	-2.98%
2007	119.95	9 Jan 2007	116.16	27 Aug 2007	116.48	-2.07%
First half-year 2008	117.50	13 Feb 2008	115.88	23 Jun 2008	115.94	-0.88%
2008	Max	Date	Min	Date	Close	Nominal return
January	117.03	22 Jan 2008	116.50	25 Jan 2008	116.57	-0.34%
February	117.50	13 Feb 2008	116.52	1 Feb 2008	116.90	0.28%
March	116.99	3 Mar 2008	116.73	25 Mar 2008	116.80	-0.09%
April	117.48	3 Apr 2008	116.62	24 Apr 2008	117.13	0.28%
May	117.29	13 May 2008	116.38	26 May 2008	116.97	-0.14%
June	117.00	3 Jun 2008	115.88	23 Jun 2008	115.94	-0.88%
July	116.38	21 Jul 2008	115.92	4 Jul 2008	116.22	0.24%
August	116.46	8 Aug 2008	115.91	29 Aug 2008	115.91	-0.27%
September	115.95	1 Sep 2008	114.61	18 Oct 2008	115.72	-0.16%



A2) INDEX COMPOSITIONS

COMPOSITION OF SLOVENE STOCK EXCHANGE INDEX - SBI 20 ON 31 DEC 2008

Issuer	Trading code	Adjusted number of shares	Base value in EUR	Adjusted share	Sector	Market capitalisation (free float) of index on 31 Dec 2008	Sector share
KRKA	KRKG	7,065,989	16.25	15.00%	pharmaceuticals	341,075,289	15.98%
PETROL	PETG	1,110,086	120.41	13.48%	oil and gas	298,413,319	13.98%
TELEKOM SLOVENIJE	TLSG	1,806,046	292.70	9.87%	telecommunication	214,197,056	10.04%
SAVA	SAVA	1,027,559	83.57	9.77%	industrial conglomerates	260,188,214	13.49%
MERCATOR	MELR	1,523,837	24.46	8.06%	trade	240,888,153	11.29%
NOVA KBM	KBMR	11,234,861	40.69	6.71%	bank	105,944,739	4.96%
GORENJE	GRVG	9,425,385	10.23	6.61%	household appliances	99,060,796	4.64%
ZAVAROVALNICA TRIGLAV	ZVTG	8,500,880	30.81	6.25%	insurance	129,723,429	9.60%
LUKA KOPER	LKPG	4,138,622	12.50	5.38%	transport	86,786,903	7.11%
PIVOVARNA LAŠKO	PILR	2,688,231	27.19	4.94%	food and beverages	128,981,323	6.04%
POZAVAROVALNICA SAVA	POSR	6,553,763	27.50	4.30%	insurance	75,040,586	
HELIOS	HDOG	115,888	795.68	3.01%	chemical products	60,957,088	2.86%
INTEREUROPA	IEKG	4,348,011	21.69	2.47%	transport	37,958,136	
ISTRABENZ	ITBG	1,181,014	14.61	2.16%	industrial conglomerates	27,801,070	
AERODROM LJUBLJANA	AELG	1,081,836	47.93	2.01%	transport	27,045,900	
Market capitalisation of index						2,134,062,002	
Share of market capitalisation of shares in index							25.20%

COMPOSITION OF SLOVENE BLUE-CHIP INDEX - SBI TOP ON 31 DEC 2008

Issuer	Trading code	Adjusted number of shares	Base value in EUR	Adjusted share	Sector	Market capitalisation (free float) of index on 31 Dec 2008	Sector share
KRKA	KRKG	14,345,399	16.25	30.00%	pharmaceuticals	692,452,410	30.69%
PETROL	PETG	1,110,086	120.41	13.28%	oil and gas	298,413,319	13.22%
TELEKOM SLOVENIJE	TLSG	1,806,046	292.70	9.72%	telecommunication	214,197,056	9.49%
SAVA	SAVA	1,027,559	238.29	9.62%	industrial conglomerates	260,188,214	11.53%
MERCATOR	MELR	1,523,837	24.46	7.94%	trade	240,888,153	10.67%
NOVA KBM	KBMR	11,234,861	40.69	6.61%	bank	105,944,739	4.69%
GORENJE	GRVG	9,425,385	10.23	6.51%	household appliances	99,060,796	4.39%
ZAVAROVALNICA TRIGLAV	ZVTG	8,500,880	30.81	6.15%	insurance	129,723,429	5.75%
LUKA KOPER	LKPG	4,138,622	61.67	5.30%	transport	86,786,903	3.85%
PIVOVARNA LAŠKO	PILR	2,688,231	27.19	4.86%	food and beverages	128,981,323	5.72%
Market capitalisation of index						2,256,636,342	
Share of market capitalisation of shares in index							26.65%

B) NUMBER OF ISSUERS, TRADED SECURITIES AND MEMBERS

	31 Dec 2006	31 Dec 2007	30 Nov 2008	31 Dec 2008
NUMBER OF ISSUERS	129	112	107	107
Equity market - prime market	8	8	7	7
Equity market - standard market	20	17	18	18
Equity market - entry market	72	62	60	59
Bond market	23	20	22	23
Fund market	2	2	3	3
Closed-edn fund market	7	7	4	4
Short-term securities	0	1	1	1
	31 Dec 2006	31 Dec 2007	30 Nov 2008	31 Dec 2008
NUMBER OF SECURITIES	194	188	189	187
Equity market - prime market	8	8	7	7
Equity market - standard market	20	17	18	18
Equity market - entry market	74	64	62	61
Bond market	93	89	87	90
Fund market	3	3	7	7
Closed-edn fund market	7	7	4	4
Short-term securities	10	3	3	3
	31 Dec 2006	31 Dec 2007	30 Nov 2008	31 Dec 2008
NUMBER OF MEMBERS	24	24	23	23

C1) TURNOVER BY SECURITIES IN DECEMBER 2008

EQUITY MARKET - PRIME MARKET

Issue	Stock trades (in EUR)	Stock trades (in USD)	Normal trades (in EUR)	Block trades (in EUR)	Share in total turnover	Share in turnover of shares	Volume in pieces	Number of bargains
Total	30,153,924	40,751,884	29,750,164	403,760	39.86%	71.17%	678,887	8,322
1 KRKA	17,744,169	23,852,854	17,744,169	0	23.46%	41.88%	347,568	4,628
2 TELEKOM SLOVENIJE	4,376,416	5,950,604	4,376,416	0	5.79%	10.33%	33,588	1,005
3 PETROL	2,709,943	3,719,279	2,709,943	0	3.58%	6.40%	10,980	504
4 MERCATOR	1,820,094	2,471,295	1,820,094	0	2.41%	4.30%	11,106	354
5 GORENJE	1,291,275	1,736,014	1,291,275	0	1.71%	3.05%	109,645	817
6 LUKA KOPER	1,249,598	1,702,691	1,249,598	0	1.65%	2.95%	56,331	535
7 INTEREUROPA	962,429	1,319,147	558,669	403,760	1.27%	2.27%	109,669	479

EQUITY MARKET - STANDARD MARKET

Issue	Stock trades (in EUR)	Stock trades (in USD)	Normal trades (in EUR)	Block trades (in EUR)	Share in total turnover	Share in turnover of shares	Volume in pieces	Number of bargains
Total	9,728,530	13,297,937	9,454,030	274,500	12.86%	22.96%	567,679	3,871
Common shares	9,704,440	13,266,092	9,429,940	274,500	12.83%	22.91%	567,010	3,860
1 NOVA KREDITNA BANKA MARIBOR	2,692,867	3,685,084	2,418,367	274,500	3.56%	6.36%	272,681	1,346
2 ZAVAROVALNICA TRIGLAV	1,951,174	2,653,499	1,951,174	0	2.58%	4.61%	128,344	605
3 SAVA	1,314,792	1,781,236	1,314,792	0	1.74%	3.10%	5,085	252
4 POZAVAROVALNICA SAVA	1,126,048	1,543,494	1,126,048	0	1.49%	2.66%	99,494	434
5 ABANKA	787,505	1,104,783	787,505	0	1.04%	1.86%	14,306	103
6 ISTRABENZ	662,807	917,744	662,807	0	0.88%	1.56%	21,891	338
7 AERODROM LJUBLJANA	409,121	551,266	409,121	0	0.54%	0.97%	14,876	372
8 PIVOVARNA LAŠKO	350,004	476,344	350,004	0	0.46%	0.83%	8,177	270
9 SALUS, LJUBLJANA	218,204	292,573	218,204	0	0.29%	0.52%	544	34
10 TERME ČATEŽ	98,192	132,582	98,192	0	0.13%	0.23%	550	35
11 ŽITO	72,747	97,178	72,747	0	0.10%	0.17%	765	53
12 ETOL	17,289	25,270	17,289	0	0.02%	0.04%	102	4
13 NIKA	1,886	2,578	1,886	0	0.00%	0.00%	127	6
14 DELO PRODAJA	1,790	2,439	1,790	0	0.00%	0.00%	65	6
15 MLINOTEST	15	21	15	0	0.00%	0.00%	3	2
16 ISKRA AVTOELEKTRIKA	0	0	0	0	0.00%	0.00%	0	0
17 KOMPAS MTS	0	0	0	0	0.00%	0.00%	0	0
Preferred shares	24,090	31,845	24,090	0	0.03%	0.06%	669	11
1 PROBANKA	24,090	31,845	24,090	0	0.03%	0.06%	669	11

EQUITY MARKET - ENTRY MARKET

Issue	Stock trades (in EUR)	Stock trades (in USD)	Normal trades (in EUR)	Block trades (in EUR)	Share in total turnover	Share in turnover of shares	Volume in pieces	Number of bargains
Total	2,483,745	3,310,040	2,245,375	238,370	3.28%	5.86%	368,482	1,784
Common shares	2,461,439	3,279,976	2,223,069	238,370	3.25%	5.81%	367,607	1,710
1 HELIOS, DOMŽALE	705,481	930,818	705,481	0	0.93%	1.67%	1,112	92
2 AKTIVA NALOŽBE	378,517	502,757	378,517	0	0.50%	0.89%	59,732	493
3 HRAM HOLDING	251,862	324,427	13,492	238,370	0.33%	0.59%	114,105	24
4 JUTEKS	147,544	199,516	147,544	0	0.20%	0.35%	3,244	88
5 KS NALOŽBE	146,349	185,460	146,349	0	0.19%	0.35%	50,479	68
6 KD GROUP	137,508	185,022	137,508	0	0.18%	0.32%	2,605	189
7 LESNINA	99,444	138,269	99,444	0	0.13%	0.23%	56	13
8 NFD HOLDING	92,722	127,014	92,722	0	0.12%	0.22%	18,171	117
9 INFOND HOLDING	80,940	109,014	80,940	0	0.11%	0.19%	20,587	91
10 MAKSIMA INVEST	79,163	109,213	79,163	0	0.10%	0.19%	16,737	74
11 ZVON ENA HOLDING	73,629	101,962	73,629	0	0.10%	0.17%	10,089	44
12 ZVON DVA HOLDING	73,049	100,419	73,049	0	0.10%	0.17%	33,184	61
13 KD	38,727	54,310	38,727	0	0.05%	0.09%	61	10
14 M1	32,730	45,418	32,730	0	0.04%	0.08%	10,614	15
15 CENTER NALOŽBE	28,532	38,528	28,532	0	0.04%	0.07%	4,252	70
16 MAKSIMA HOLDING	22,529	29,662	22,529	0	0.03%	0.05%	3,789	46
17 ALPOS	9,050	12,642	9,050	0	0.01%	0.02%	272	6
18 VIPA HOLDING	8,032	10,588	8,032	0	0.01%	0.02%	2,094	18
19 SLOVENIJALES	7,941	11,062	7,941	0	0.01%	0.02%	308	10
20 TRIGLAV NALOŽBE	6,003	7,989	6,003	0	0.01%	0.01%	3,730	31
21 MERCATA	5,401	7,379	5,401	0	0.01%	0.01%	1,185	26
22 ZLATA MONETA II	5,175	6,964	5,175	0	0.01%	0.01%	1,724	16
23 CETIS	4,863	6,258	4,863	0	0.01%	0.01%	66	4
24 TOSAMA	4,160	5,404	4,160	0	0.01%	0.01%	50	4
25 ZDRAVILIŠČE ROGAŠKA	3,327	4,564	3,327	0	0.00%	0.01%	3,386	12
26 VELANA	2,768	3,740	2,768	0	0.00%	0.01%	1,092	12
27 GRAND HOTEL UNION	2,765	3,657	2,765	0	0.00%	0.01%	237	10
28 MODRA LINJA HOLDING	2,632	3,569	2,632	0	0.00%	0.01%	343	9
29 ČINKARNA CELJE	2,547	3,246	2,547	0	0.00%	0.01%	35	5
30 TRDNJAVA HOLDING	1,718	2,413	1,718	0	0.00%	0.00%	2,321	8
31 D NALOŽBE	1,234	1,586	1,234	0	0.00%	0.00%	786	2
32 ELMO	1,148	1,678	1,148	0	0.00%	0.00%	328	2
33 SIVENT	1,085	1,470	1,085	0	0.00%	0.00%	448	19
34 MIP	576	766	576	0	0.00%	0.00%	199	3
35 FINETOL	557	813	557	0	0.00%	0.00%	3	3
36 GORENJSKI TISK	520	727	520	0	0.00%	0.00%	35	2
37 MELAMIN	318	465	318	0	0.00%	0.00%	15	1
38 PLAMA - PUR	315	407	315	0	0.00%	0.00%	21	2
39 INLES	244	332	244	0	0.00%	0.00%	90	4
40 MEDVEŠEK PUŠNIK	120	169	120	0	0.00%	0.00%	8	1
41 DATALAB TEHNOLOGIJE	70	89	70	0	0.00%	0.00%	1	1
42 MARINA PORTOROŽ	70	93	70	0	0.00%	0.00%	1	1
43 JAVOR PIVKA	60	76	60	0	0.00%	0.00%	10	1
44 TERME DOBRNA	14	19	14	0	0.00%	0.00%	2	2
45 ALPETOUR POTOVALNA AGENCIJA	0	0	0	0	0.00%	0.00%	0	0
46 GORIŠKE OPEKARNE	0	0	0	0	0.00%	0.00%	0	0
47 GEA	0	0	0	0	0.00%	0.00%	0	0
48 INTERTRADE ITA	0	0	0	0	0.00%	0.00%	0	0
49 JADRAN	0	0	0	0	0.00%	0.00%	0	0
50 JELEN GOSTINSKO PODJETJE	0	0	0	0	0.00%	0.00%	0	0
51 MEDVEŠEK PUŠNIK DZU	0	0	0	0	0.00%	0.00%	0	0
52 MKT PRINT	0	0	0	0	0.00%	0.00%	0	0
53 NAMA	0	0	0	0	0.00%	0.00%	0	0
54 NIKO	0	0	0	0	0.00%	0.00%	0	0
55 TEKSTINA	0	0	0	0	0.00%	0.00%	0	0
56 KOŠAKI TMI	0	0	0	0	0.00%	0.00%	0	0
57 TRDNJAVA I HOLDING	0	0	0	0	0.00%	0.00%	0	0
58 SWATY	0	0	0	0	0.00%	0.00%	0	0
59 ŽELEZARNA RAVNE - MONTER DRAVOGRAD	0	0	0	0	0.00%	0.00%	0	0
Preferred shares	22,307	30,064	22,307	0	0.03%	0.05%	875	74
1 KD GROUP	22,307	30,064	22,307	0	0.03%	0.05%	875	74
2 PRVA GROUP	0	0	0	0	0.00%	0.00%	0	0
3 ZDRAVILIŠČE ROGAŠKA	0	0	0	0	0.00%	0.00%	0	0

BOND MARKET

Issue	Stock trades (in EUR)	Stock trades (in USD)	Normal trades (in EUR)	Block trades (in EUR)	Share in total turnover	Share in turnover of bonds	Volume in pieces	Number of bargains
Total	31,288,127	42,207,397	15,250,470	16,037,657	41.36%	100.00%	587,839	529
1 SLOVENSKA ODŠKODNINSKA DRUŽBA 2 nd ISSUE	13,863,102	19,140,044	12,189,168	1,673,934	18.33%	44.31%	329,687	397
2 REPUBLIKA SLOVENIJA 57 th ISSUE	6,984,846	8,844,951	98,895	6,885,951	9.23%	22.32%	160,740	6
3 REPUBLIKA SLOVENIJA 63 rd ISSUE	2,844,610	3,976,196	0	2,844,610	3.76%	9.09%	2,900	1
4 REPUBLIKA SLOVENIJA 59 th ISSUE	2,194,892	3,037,567	293,548	1,901,344	2.90%	7.02%	53,098	5
5 NLB 13 th ISSUE	866,887	1,215,325	0	866,887	1.15%	2.77%	2,010	2
6 NLB 17 th ISSUE	776,065	985,396	7,104	768,961	1.03%	2.48%	1,968	4
7 ABANKA VIPA 9 th ISSUE	667,417	906,696	667,417	0	0.88%	2.13%	6,950	6
8 NOVA KBM 7 th ISSUE	650,659	826,142	0	650,659	0.86%	2.08%	1,650	1
9 BANKA CELJE 9 th ISSUE	402,268	516,431	402,268	0	0.53%	1.29%	1,000	2
10 REPUBLIKA SLOVENIJA 61 st ISSUE	373,635	523,373	133,924	239,711	0.49%	1.19%	9,070	5
11 REPUBLIKA SLOVENIJA 32 nd ISSUE	276,497	385,142	276,497	0	0.37%	0.88%	2,665	3
12 REPUBLIKA SLOVENIJA 53 rd ISSUE	266,503	350,152	60,903	205,600	0.35%	0.85%	2,597	7
13 BANKA CELJE 1 st ISSUE	208,270	265,465	208,270	0	0.28%	0.67%	2,400	6
14 REPUBLIKA SLOVENIJA 33 rd ISSUE	193,268	255,403	193,268	0	0.26%	0.62%	270	1
15 BANKA CELJE 8 th ISSUE	183,766	257,192	183,766	0	0.24%	0.59%	1,920	5
16 REPUBLIKA SLOVENIJA 50 th ISSUE	113,203	149,597	113,203	0	0.15%	0.36%	1,115	3
17 ABANKA VIPA 7 th ISSUE	98,500	137,949	98,500	0	0.13%	0.31%	1,000	3
18 REPUBLIKA SLOVENIJA 21 st ISSUE	62,754	85,143	62,754	0	0.08%	0.20%	2,318	9
19 REPUBLIKA SLOVENIJA 18 th ISSUE	46,690	61,821	46,690	0	0.06%	0.15%	460	2
20 POSLOVNI SISTEM MERCATOR	43,700	60,918	43,700	0	0.06%	0.14%	460	1
21 BANKA VIPA 6 th ISSUE	41,075	57,526	41,075	0	0.05%	0.13%	1,643	2
22 REPUBLIKA SLOVENIJA 38 th ISSUE	25,922	34,033	25,922	0	0.03%	0.08%	252	10
23 REPUBLIKA SLOVENIJA 49 th ISSUE	18,569	23,768	18,569	0	0.02%	0.06%	49	6
24 REPUBLIKA SLOVENIJA 48 th ISSUE	18,073	23,052	18,073	0	0.02%	0.06%	183	6
25 REPUBLIKA SLOVENIJA 62 nd ISSUE	11,221	15,730	11,221	0	0.01%	0.04%	280	3
26 FACTOR BANKA 20 th ISSUE	10,890	13,746	10,890	0	0.01%	0.03%	11	1
27 ABANKA VIPA 12 th ISSUE	9,804	12,738	9,804	0	0.01%	0.03%	246	2
28 FACTOR BANKA 21 st ISSUE	6,930	8,748	6,930	0	0.01%	0.02%	7	2
29 DELO PRODAJA 1 st ISSUE	6,101	7,874	6,101	0	0.01%	0.02%	600	16
30 BANKA VIPA 7 th ISSUE	5,684	7,960	5,684	0	0.01%	0.02%	116	1
31 REPUBLIKA SLOVENIJA 29 th ISSUE	5,654	7,613	5,654	0	0.01%	0.02%	55	5
32 NLB 11 th ISSUE	3,966	5,204	3,966	0	0.01%	0.01%	4	2
33 REPUBLIKA SLOVENIJA 54 th ISSUE	3,653	4,616	3,653	0	0.00%	0.01%	85	2
34 REPUBLIKA SLOVENIJA 26 th ISSUE	3,055	3,865	3,055	0	0.00%	0.01%	30	2
35 ABANKA 6 th ISSUE	0	0	0	0	0.00%	0.00%	0	0
36 ABANKA VIPA 8 th ISSUE	0	0	0	0	0.00%	0.00%	0	0
37 ABANKA VIPA 10 th ISSUE	0	0	0	0	0.00%	0.00%	0	0
38 ABANKA VIPA 11 th ISSUE	0	0	0	0	0.00%	0.00%	0	0
39 BANKA CELJE 11 th ISSUE	0	0	0	0	0.00%	0.00%	0	0
40 BANKA CELJE 7 th ISSUE	0	0	0	0	0.00%	0.00%	0	0
41 BANKA DOMŽALE 1 st ISSUE	0	0	0	0	0.00%	0.00%	0	0
42 BANKA ZASAVJE 3 rd ISSUE	0	0	0	0	0.00%	0.00%	0	0
43 CIMOS 1 st ISSUE	0	0	0	0	0.00%	0.00%	0	0
44 DEOS 1 st ISSUE	0	0	0	0	0.00%	0.00%	0	0
45 DROGA KOLINSKA 1 st ISSUE	0	0	0	0	0.00%	0.00%	0	0
46 DARS	0	0	0	0	0.00%	0.00%	0	0
47 DARS 2 nd ISSUE	0	0	0	0	0.00%	0.00%	0	0
48 DARS 3 rd ISSUE	0	0	0	0	0.00%	0.00%	0	0
49 FACTOR BANKA 6 th ISSUE	0	0	0	0	0.00%	0.00%	0	0
50 FACTOR BANKA 9 th ISSUE	0	0	0	0	0.00%	0.00%	0	0
51 FACTOR BANKA 11 th ISSUE	0	0	0	0	0.00%	0.00%	0	0
52 FACTOR BANKA 12 th ISSUE	0	0	0	0	0.00%	0.00%	0	0
53 FACTOR BANKA 14 th ISSUE	0	0	0	0	0.00%	0.00%	0	0
54 FACTOR BANKA 15 th ISSUE	0	0	0	0	0.00%	0.00%	0	0
55 FACTOR BANKA 16 th ISSUE	0	0	0	0	0.00%	0.00%	0	0
56 FACTOR BANKA 17 th ISSUE	0	0	0	0	0.00%	0.00%	0	0
57 FACTOR BANKA 19 th ISSUE	0	0	0	0	0.00%	0.00%	0	0
58 FMR	0	0	0	0	0.00%	0.00%	0	0
59 HOTELI BERNARDIN	0	0	0	0	0.00%	0.00%	0	0
60 KB1909 1 st ISSUE	0	0	0	0	0.00%	0.00%	0	0
61 NOVA KBM 5 th ISSUE	0	0	0	0	0.00%	0.00%	0	0
62 NOVA KBM 8 th ISSUE	0	0	0	0	0.00%	0.00%	0	0
63 KD HOLDING 1 st ISSUE	0	0	0	0	0.00%	0.00%	0	0
64 KD HOLDING 2 nd ISSUE	0	0	0	0	0.00%	0.00%	0	0
65 NLB 15 th ISSUE	0	0	0	0	0.00%	0.00%	0	0
66 NLB 16 th ISSUE	0	0	0	0	0.00%	0.00%	0	0
67 NLB 18 th ISSUE	0	0	0	0	0.00%	0.00%	0	0
68 NLB 19 th ISSUE	0	0	0	0	0.00%	0.00%	0	0
69 NLB 20 th ISSUE	0	0	0	0	0.00%	0.00%	0	0
70 NLB 21 st ISSUE	0	0	0	0	0.00%	0.00%	0	0
71 NLB 22 nd ISSUE	0	0	0	0	0.00%	0.00%	0	0
72 NLB 23 rd ISSUE	0	0	0	0	0.00%	0.00%	0	0
73 NLB 24 th ISSUE	0	0	0	0	0.00%	0.00%	0	0
74 POŠTNA BANKA SLOVENIJE 6 th ISSUE	0	0	0	0	0.00%	0.00%	0	0
75 POŠTNA BANKA SLOVENIJE 7 th ISSUE	0	0	0	0	0.00%	0.00%	0	0
76 POTEZA NALOŽBE	0	0	0	0	0.00%	0.00%	0	0
77 PROBANKA 10 th ISSUE	0	0	0	0	0.00%	0.00%	0	0
78 PROBANKA 7 th ISSUE	0	0	0	0	0.00%	0.00%	0	0
79 PROBANKA 8 th ISSUE	0	0	0	0	0.00%	0.00%	0	0
80 PROBANKA 9 th ZDAJA	0	0	0	0	0.00%	0.00%	0	0
81 POTEZA SKUPINA 1 st ISSUE	0	0	0	0	0.00%	0.00%	0	0
82 REPUBLIKA SLOVENIJA 23 rd ISSUE	0	0	0	0	0.00%	0.00%	0	0
83 REPUBLIKA SLOVENIJA 44 th ISSUE	0	0	0	0	0.00%	0.00%	0	0
84 REPUBLIKA SLOVENIJA 56 th ISSUE	0	0	0	0	0.00%	0.00%	0	0
85 REPUBLIKA SLOVENIJA 60 th ISSUE	0	0	0	0	0.00%	0.00%	0	0
86 SID BANKA 1 st ISSUE	0	0	0	0	0.00%	0.00%	0	0
87 SIP STROJNA INDUSTRIJA 1 st ISSUE B SERIES	0	0	0	0	0.00%	0.00%	0	0
88 STANOVANJSKI SKLAD RS 1 st ISSUE	0	0	0	0	0.00%	0.00%	0	0
89 STANOVANJSKI SKLAD RS 3 rd ISSUE	0	0	0	0	0.00%	0.00%	0	0
90 ZAVAROVALNICA TRIGLAV 1 st ISSUE	0	0	0	0	0.00%	0.00%	0	0

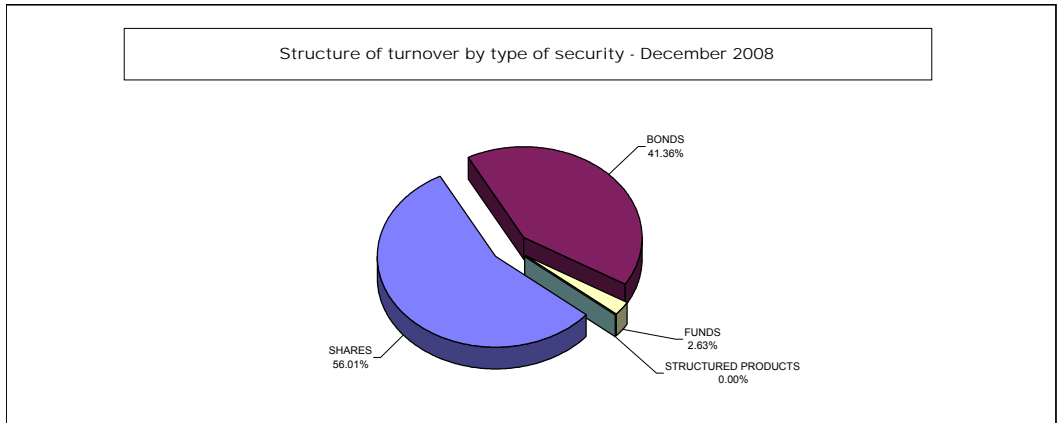
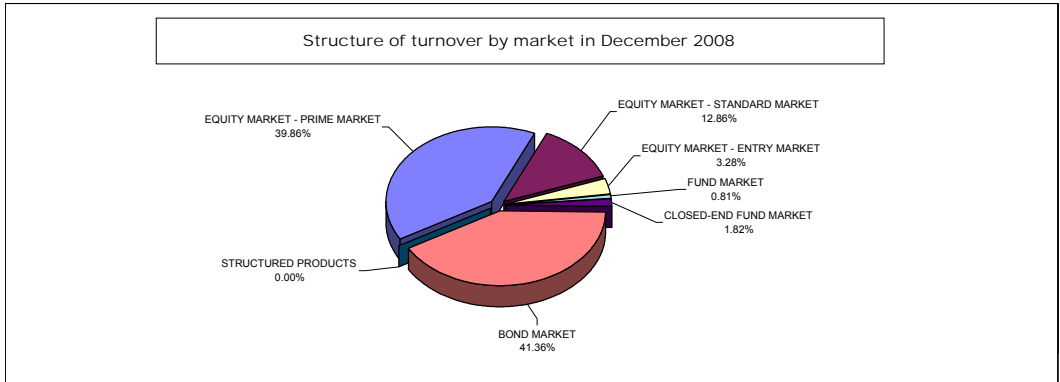
FUND MARKET

Issue	Stock trades (in EUR)	Stock trades (in USD)	Normal trades (in EUR)	Block trades (in EUR)	Share in total turnover	Share in turnover of funds	Volume in pieces	Number of bargains
Total	610,503	825,223	610,503	0	0.81%	30.67%	510,769	392
1 PROBANKA GLOBALNI NALOŽBENI SKLAD	294,993	397,711	294,993	0	0.39%	14.82%	475,649	88
2 INFOND GLOBAL	151,224	205,487	151,224	0	0.20%	7.60%	18,399	100
3 MP-BALKAN.SI	121,235	164,220	121,235	0	0.16%	6.09%	5,114	139
4 INFOND DYNAMIC	34,173	45,991	34,173	0	0.05%	1.72%	9,407	63
5 MP-EUROSTOCK.SI	8,878	11,814	8,878	0	0.01%	0.45%	2,200	2
6 INDEKSNi VZAJEMNI SKLAD PB BIOTECH INDEX	0	0	0	0	0.00%	0.00%	0	0
7 INDEKSNi VZAJEMNI SKLAD PB URANIUM INDEX	0	0	0	0	0.00%	0.00%	0	0

CLOSED-END FUND MARKET

Issue	Stock trades (in EUR)	Stock trades (in USD)	Normal trades (in EUR)	Block trades (in EUR)	Share in total turnover	Share in turnover of funds	Volume in pieces	Number of bargains
Total	1,380,279	1,880,689	1,380,279	0	1.82%	69.33%	880,612	1,101
1 NFD 1 DELNIŠKI INVESTICIJSKI SKLAD	629,482	866,889	629,482	0	0.83%	31.62%	718,124	443
2 KD ID	355,407	483,069	355,407	0	0.47%	17.85%	95,765	446
3 KRONA SENIOR ID	300,815	399,353	300,815	0	0.40%	15.11%	52,864	149
4 ZVONENA ID	94,574	131,377	94,574	0	0.13%	4.75%	13,859	63

Shares total	42,366,200	57,359,861	41,449,570	916,630	56.01%	100.00%	1,615,048	13,977
Funds total	1,990,782	2,705,912	1,990,782	0	2.63%	100.00%	1,391,381	1,493
Bonds total	31,288,127	42,207,397	15,250,470	16,037,657	41.36%	100.00%	587,839	529
Structured products	0	0	0	0	0.00%	-	0	0
Total turnover	75,645,109	102,273,170	58,690,822	16,954,287	100.00%	100.00%	3,594,268	15,999



C2) TURNOVER BY SECURITIES IN DECEMBER 2008

EQUITY MARKET - PRIME MARKET

Issue	Stock trades (in EUR)	Stock trades (in USD)	Normal trades (in EUR)	Block trades (in EUR)	Share in total turnover	Share in turnover of shares	Volume in pieces	Number of bargains
Total	681,451,218	1,006,429,131	663,215,348	18,235,869	53.00%	71.54%	8,136,416	126,029
1 KRKA	394,239,113	580,346,010	388,026,908	6,212,205	30.66%	41.39%	4,674,426	71,358
2 TELEKOM SLOVENIJE	78,879,595	117,168,356	78,391,595	488,000	6.13%	8.28%	325,570	11,007
3 PETROL	55,476,883	82,512,988	55,476,883	0	4.31%	5.82%	103,322	8,955
4 MERCATOR	53,502,016	78,778,885	45,782,506	7,719,510	4.16%	5.62%	205,956	7,048
5 GORENJE	46,021,588	68,574,499	45,016,767	1,004,821	3.58%	4.83%	1,545,062	11,748
6 LUKA KOPER	35,745,816	52,863,201	33,338,243	2,407,573	2.78%	3.75%	664,127	10,867
7 INTEREUROPA	16,551,297	24,666,121	16,147,537	403,760	1.29%	1.74%	615,357	4,945
8 MERKUR	1,034,911	1,519,271	1,034,911	0	0.08%	0.11%	2,596	101

EQUITY MARKET - STANDARD MARKET

Issue	Stock trades (in EUR)	Stock trades (in USD)	Normal trades (in EUR)	Block trades (in EUR)	Share in total turnover	Share in turnover of shares	Volume in pieces	Number of bargains
Total	215,058,215	318,179,592	193,985,083	21,073,132	16.73%	22.58%	4,719,527	44,153
Common shares	214,968,287	318,049,550	193,895,155	21,073,132	16.72%	22.57%	4,717,304	44,097
1 NOVA KREDITNA BANKA MARIBOR	74,250,148	110,409,049	66,975,989	7,274,158	5.77%	7.79%	2,544,130	16,462
2 PIVOVARNA LAŠKO	37,941,282	56,262,843	37,781,082	160,200	2.95%	3.98%	466,303	4,463
3 SAVA	25,356,771	37,251,437	24,470,721	886,050	1.97%	2.66%	64,870	4,873
4 AERODROM LJUBLJANA	17,787,892	26,371,104	17,787,892	0	1.38%	1.87%	202,925	6,907
5 POZAVAROVALNICA SAVA	14,971,241	21,860,289	14,834,241	137,000	1.16%	1.57%	687,813	2,661
6 ZAVAROVALNICA TRIGLAV	10,449,030	14,338,508	9,100,770	1,348,260	0.81%	1.10%	383,733	2,454
7 ISTRABENZ	9,119,525	13,499,440	8,824,775	294,750	0.71%	0.96%	133,706	3,603
8 TERME ČATEŽ	8,312,152	12,813,714	573,272	7,738,880	0.65%	0.87%	28,483	203
9 ACH	7,932,812	12,209,689	6,064,628	1,868,184	0.62%	0.83%	125,445	237
10 ŽITO	2,625,436	3,848,312	2,494,786	130,650	0.20%	0.28%	12,441	1,073
11 ETOL	2,201,692	3,359,441	966,692	1,235,000	0.17%	0.23%	11,736	287
12 SALUS, LJUBLJANA	1,704,792	2,535,212	1,704,792	0	0.13%	0.18%	2,730	326
13 ABANKA	1,190,938	1,615,431	1,190,938	0	0.09%	0.13%	22,207	231
14 ISKRA AVTOELEKTRIKA	842,386	1,257,086	842,386	0	0.07%	0.09%	17,549	208
15 DELO PRODAJA	245,387	365,050	245,387	0	0.02%	0.03%	8,587	57
16 NIKA	18,430	26,421	18,430	0	0.00%	0.00%	1,306	20
17 MLINOTEST	16,866	24,222	16,866	0	0.00%	0.00%	3,265	27
18 KOMPAS MTS	1,508	2,301	1,508	0	0.00%	0.00%	75	5
19 GEODETSKI ZAVOD SLOVENIJE	0	0	0	0	0.00%	0.00%	0	0
Preferred shares	89,928	130,042	89,928	0	0.01%	0.01%	2,223	56
1 PROBANKA	89,928	130,042	89,928	0	0.01%	0.01%	2,223	56

EQUITY MARKET - ENTRY MARKET

Issue	Stock trades (in EUR)	Stock trades (in USD)	Normal trades (in EUR)	Block trades (in EUR)	Share in total turnover	Share in turnover of shares	Volume in pieces	Number of bargains
Total	56,068,629	83,912,965	49,339,335	6,729,295	4.36%	5.89%	6,433,377	41,320
Common shares	55,334,873	82,817,580	48,605,578	6,729,295	4.30%	5.81%	6,417,859	40,292
1 HELIOS, DOMŽALE	8,830,164	12,940,791	7,925,664	904,500	0.69%	0.93%	7,932	738
2 NFD HOLDING	5,537,297	8,406,619	3,593,797	1,943,500	0.43%	0.58%	715,016	3,703
3 ZVON ENA HOLDING	5,231,416	7,987,469	4,076,785	1,154,631	0.41%	0.55%	379,778	2,694
4 AKTIVA NALOŽBE	5,215,848	7,654,045	3,115,848	2,100,000	0.41%	0.55%	855,124	3,723
5 ZVON DVA HOLDING	4,265,656	6,516,873	4,034,656	231,000	0.33%	0.45%	1,291,521	2,947
6 KD GROUP	3,794,314	5,661,207	3,794,314	0	0.30%	0.40%	41,342	2,767
7 INFOND HOLDING	2,640,313	3,954,002	2,640,313	0	0.21%	0.28%	389,621	3,350
8 LESNINA	2,516,852	3,736,456	2,516,852	0	0.20%	0.26%	1,324	280
9 KS NALOŽBE	1,629,012	2,432,568	1,629,012	0	0.13%	0.17%	465,665	3,153
10 TOSAMA	1,454,396	2,252,503	1,454,396	0	0.11%	0.15%	17,633	501
11 ZLATA MONETA II	1,440,568	2,135,686	1,440,568	0	0.11%	0.15%	406,930	1,721
12 JAVOR PIVKA	1,161,987	1,800,362	1,161,987	0	0.09%	0.12%	112,507	451
13 TRIGLAV NALOŽBE	1,016,966	1,575,813	1,016,966	0	0.08%	0.11%	458,557	1,860
14 JUTEKS	901,515	1,327,744	901,515	0	0.07%	0.09%	11,635	396
15 HRAM HOLDING	886,381	1,291,252	648,011	238,370	0.07%	0.09%	288,373	859
16 CENTER NALOŽBE	855,933	1,287,321	855,933	0	0.07%	0.09%	109,306	3,184
17 ETRA 33	736,873	1,127,702	736,873	0	0.06%	0.08%	1,363	42
18 MAKSIMA HOLDING	640,491	942,227	640,491	0	0.05%	0.07%	89,539	1,076
19 CINKARNA CELJE	624,173	912,289	624,173	0	0.05%	0.07%	5,196	285
20 MAKSIMA INVEST	601,527	886,867	601,527	0	0.05%	0.06%	98,087	1,246
21 KD	596,898	851,418	596,898	0	0.05%	0.06%	841	68
22 TRDNJAVA HOLDING	574,691	889,869	574,691	0	0.04%	0.06%	197,586	600
23 DZS	571,068	884,644	413,774	157,294	0.04%	0.06%	19,269	24
24 MEDVEŠEK PUŠNIK	490,292	726,534	490,292	0	0.04%	0.05%	16,032	132
25 MODRA LINIJA HOLDING	377,256	574,689	377,256	0	0.03%	0.04%	45,997	647
26 FINETOL	358,179	519,621	358,179	0	0.03%	0.04%	1,468	104
27 VIPA HOLDING	318,595	477,804	318,595	0	0.02%	0.03%	62,111	597
28 M1	259,574	382,522	259,574	0	0.02%	0.03%	93,931	740
29 PLAMA - PUR	253,120	388,980	253,120	0	0.02%	0.03%	13,349	94
30 NIKO	174,124	229,939	174,124	0	0.01%	0.02%	500	39
31 MERCATA	148,297	215,844	148,297	0	0.01%	0.02%	32,379	390
32 ALPETOUR POTOVALNA AGENCIJA	143,258	215,161	143,258	0	0.01%	0.02%	6,949	83
33 KRONA HOLDING	140,738	216,150	140,738	0	0.01%	0.01%	66,870	305
34 TRDNJAVA I HOLDING	121,835	183,577	121,835	0	0.01%	0.01%	33,797	80
35 MEDVEŠEK PUŠNIK DZU	114,009	170,815	114,009	0	0.01%	0.01%	430	24
36 GEA	101,804	153,337	101,804	0	0.01%	0.01%	17,176	61
37 SLOVENIJALES	77,031	115,202	77,031	0	0.01%	0.01%	1,406	88
38 MELAMIN	60,884	88,257	60,884	0	0.00%	0.01%	2,057	30
39 DATALAB TEHNOLOGIJE	47,807	73,158	47,807	0	0.00%	0.01%	573	41
40 ALPOS	46,853	68,425	46,853	0	0.00%	0.00%	1,032	38
41 CETIS	40,757	58,941	40,757	0	0.00%	0.00%	526	65
42 GORENJSKI TISK	37,399	54,721	37,399	0	0.00%	0.00%	2,282	16
43 MIP	35,325	54,304	35,325	0	0.00%	0.00%	8,776	199
44 VELANA	31,885	47,088	31,885	0	0.00%	0.00%	4,513	46
45 GRAND HOTEL UNION	30,240	45,109	30,240	0	0.00%	0.00%	2,060	65
46 MARINA PORTOROŽ	30,186	43,876	30,186	0	0.00%	0.00%	364	19
47 JADRAN	26,753	41,365	26,753	0	0.00%	0.00%	1,395	10
48 ZDRAVILIŠČE ROGAŠKA	17,737	25,682	17,737	0	0.00%	0.00%	11,357	135
49 TERME DOBRNA	16,059	24,425	16,059	0	0.00%	0.00%	2,301	65
50 KOŠAKI TMI	16,043	24,423	16,043	0	0.00%	0.00%	256	8
51 SIVENT	14,460	21,499	14,460	0	0.00%	0.00%	5,812	275
52 INLES	12,506	18,139	12,506	0	0.00%	0.00%	3,760	68
53 D NALOŽBE	12,462	19,018	12,462	0	0.00%	0.00%	5,751	64
54 ELMO	9,980	15,112	9,980	0	0.00%	0.00%	2,646	25
55 LIZ INŽENIRING	9,723	14,667	9,723	0	0.00%	0.00%	902	21
56 HIDROTEHNIK	8,886	13,710	8,886	0	0.00%	0.00%	617	14
57 TEKSTINA	8,668	12,805	8,668	0	0.00%	0.00%	3,601	17
58 TOVARNA SLADKORJA ORMOŽ	5,513	8,449	5,513	0	0.00%	0.00%	151	5
59 NAMA	4,064	5,994	4,064	0	0.00%	0.00%	158	3
60 SWATY	3,434	5,027	3,434	0	0.00%	0.00%	48	3
61 MKT PRINT	3,305	5,181	3,305	0	0.00%	0.00%	242	6
62 GORIŠKE OPEKARNE	832	1,275	832	0	0.00%	0.00%	104	1
63 ŽELEZARNA RAVNE - MONTER DRAVOGRAD	665	1,028	665	0	0.00%	0.00%	35	1
64 INTERTRADE ITA	0	0	0	0	0.00%	0.00%	0	0
65 JELEN GOSTINSKO PODJETJE	0	0	0	0	0.00%	0.00%	0	0
Preferred shares	733,756	1,095,385	733,756	0	0.06%	0.08%	15,518	1,028
1 KD GROUP	529,231	791,930	529,231	0	0.04%	0.06%	11,361	1,001
2 PRVA GROUP	204,286	303,101	204,286	0	0.02%	0.02%	4,082	20
3 ZDRAVILIŠČE ROGAŠKA	240	354	240	0	0.00%	0.00%	75	7

BOND MARKET

Issue	Stock trades (in EUR)	Stock trades (in USD)	Normal trades (in EUR)	Block trades (in EUR)	Share in total turnover	Share in turnover of bonds	Volume in pieces	Number of bargains
Total	256,999,619	373,010,186	91,261,225	165,738,395	19.99%	100.00%	5,621,772	5,384
1 SLOVENSKA ODŠKODNINSKA DRUŽBA Z ² ISSUE	81,368,172	119,810,720	54,987,768	26,380,404	6.33%	31.66%	1,847,822	3,406
2 REPUBLIKA SLOVENIJA 56 th ISSUE	32,775,918	44,681,792	3,302,124	29,473,795	2.55%	12.75%	784,218	39
3 REPUBLIKA SLOVENIJA 59 th ISSUE	21,236,813	31,553,010	1,343,838	19,892,975	1.65%	8.26%	516,463	61
4 REPUBLIKA SLOVENIJA 60 th ISSUE	18,171,579	28,731,163	360,604	17,810,975	1.41%	7.07%	439,790	21
5 REPUBLIKA SLOVENIJA 57 th ISSUE	13,734,006	17,760,796	2,722,502	11,011,504	1.07%	5.34%	318,256	53
6 NLB 16 th ISSUE	11,358,592	16,612,076	1,268,770	10,089,822	0.88%	4.42%	27,710	12
7 REPUBLIKA SLOVENIJA 53 rd ISSUE	10,851,961	15,057,018	2,132,769	8,719,191	0.84%	4.22%	107,638	71
8 REPUBLIKA SLOVENIJA 63 rd ISSUE	9,830,213	13,726,645	34,753	9,795,460	0.76%	3.82%	9,935	7
9 REPUBLIKA SLOVENIJA 21 st ISSUE	7,835,906	11,797,324	6,085,561	1,750,345	0.61%	3.05%	278,683	201
10 NOVA KBM 7 th ISSUE	5,416,424	8,241,936	0	5,416,424	0.42%	2.11%	13,300	4
11 NLB 17 th ISSUE	4,416,618	6,432,032	766,728	3,649,890	0.34%	1.72%	10,994	16
12 NOVA KBM 8 th ISSUE	4,224,185	6,624,134	49,824	4,174,361	0.33%	1.64%	10,120	3
13 NLB 20 th ISSUE	4,165,180	6,613,476	0	4,165,180	0.32%	1.62%	10,000	2
14 REPUBLIKA SLOVENIJA 32 nd ISSUE	2,919,656	4,500,471	947,511	1,972,145	0.23%	1.14%	28,695	44
15 NLB 11 th ISSUE	2,632,314	3,698,518	263,714	2,368,600	0.20%	1.02%	2,660	14
16 REPUBLIKA SLOVENIJA 48 th ISSUE	2,585,775	4,028,487	384,427	2,201,348	0.20%	1.01%	25,324	48
17 BANKA CELJE 10 th ISSUE	2,292,538	2,937,911	2,292,538	0	0.18%	0.89%	26,140	13
18 ABANKA VIPA 10 th ISSUE	1,940,829	2,466,764	1,043,719	897,110	0.15%	0.76%	2,054	10
19 REPUBLIKA SLOVENIJA 26 th ISSUE	1,908,869	2,700,179	1,757,369	151,500	0.15%	0.74%	18,713	42
20 NLB 13 th ISSUE	1,688,088	2,348,735	118,402	1,569,686	0.13%	0.66%	3,921	25
21 REPUBLIKA SLOVENIJA 23 rd ISSUE	1,682,909	2,427,270	1,453,133	229,776	0.13%	0.65%	16,336	4
22 NLB 21 st ISSUE	1,643,288	2,594,094	0	1,643,288	0.13%	0.64%	4,000	1
23 REPUBLIKA SLOVENIJA 38 th ISSUE	1,270,745	1,782,192	1,270,745	0	0.10%	0.49%	10,108	73
24 ABANKA VIPA 12 th ISSUE	1,223,767	1,716,520	426,724	797,043	0.10%	0.48%	30,315	9
25 REPUBLIKA SLOVENIJA 39 th ISSUE	783,984	1,204,817	783,984	0	0.06%	0.31%	941,738	704
26 BANKA CELJE 8 th ISSUE	667,991	894,195	667,991	0	0.05%	0.26%	6,970	11
27 ABANKA VIPA 9 th ISSUE	667,417	906,696	667,417	0	0.05%	0.26%	6,950	6
28 ABANKA VIPA 7 th ISSUE	634,547	944,528	634,547	0	0.05%	0.25%	6,361	19
29 REPUBLIKA SLOVENIJA 54 th ISSUE	622,948	876,815	622,948	0	0.05%	0.24%	13,975	101
30 FACTOR BANKA 20 th ISSUE	604,890	802,301	164,890	440,000	0.05%	0.24%	605	15
31 REPUBLIKA SLOVENIJA 50 th ISSUE	576,404	845,512	271,484	304,920	0.04%	0.22%	5,785	18
32 STANOVANJSKI SKLAD RS 3 rd ISSUE	552,899	792,680	552,899	0	0.04%	0.22%	3,347	7
33 PROBANKA 9 th ZDAJA	495,700	742,341	495,700	0	0.04%	0.19%	4,997	12
34 BANKA CELJE 9 th ISSUE	482,304	629,634	482,304	0	0.04%	0.19%	1,200	3
35 ABANKA VIPA 11 th ISSUE	415,005	650,822	415,005	0	0.03%	0.16%	10,000	3
36 KD HOLDING 1 st ISSUE	410,700	628,274	209,100	201,600	0.03%	0.16%	4,040	5
37 REPUBLIKA SLOVENIJA 61 st ISSUE	389,898	547,533	150,187	239,711	0.03%	0.15%	9,478	12
38 REPUBLIKA SLOVENIJA 62 nd ISSUE	376,331	579,342	189,589	186,742	0.03%	0.15%	9,922	32
39 DELO PRODAJA 1 st ISSUE	327,839	450,329	327,839	0	0.03%	0.13%	32,236	38
40 REPUBLIKA SLOVENIJA 18 th ISSUE	300,175	459,155	95,575	204,600	0.02%	0.12%	2,943	26
41 REPUBLIKA SLOVENIJA 29 th ISSUE	235,364	342,818	235,364	0	0.02%	0.09%	2,308	48
42 REPUBLIKA SLOVENIJA 33 rd ISSUE	193,268	255,403	193,268	0	0.02%	0.08%	270	1
43 FACTOR BANKA 19 th ISSUE	192,600	300,955	192,600	0	0.01%	0.07%	200	1
44 REPUBLIKA SLOVENIJA 49 th ISSUE	160,648	212,650	160,648	0	0.01%	0.06%	428	30
45 POSLOVNI SISTEM MERCATOR	159,054	236,305	159,054	0	0.01%	0.06%	1,645	3
46 CIMOS 1 st ISSUE	154,485	240,019	154,485	0	0.01%	0.06%	1,550	5
47 KD HOLDING 2 nd ISSUE	69,300	106,877	69,300	0	0.01%	0.03%	706	8
48 REPUBLIKA SLOVENIJA 58 th ISSUE	66,933	99,684	66,933	0	0.01%	0.03%	1,619	38
49 FACTOR BANKA 6 th ISSUE	57,073	85,380	57,073	0	0.00%	0.02%	136	26
50 BANKA VIPA 6 th ISSUE	41,075	57,526	41,075	0	0.00%	0.02%	1,643	2
51 STANOVANJSKI SKLAD RS 1 st ISSUE	35,758	56,329	35,758	0	0.00%	0.01%	3,000	1
52 FACTOR BANKA 9 th ISSUE	32,670	49,400	32,670	0	0.00%	0.01%	33	1
53 FACTOR BANKA 16 th ISSUE	31,500	43,892	31,500	0	0.00%	0.01%	3	1
54 FACTOR BANKA 21 st ISSUE	27,930	38,067	27,930	0	0.00%	0.01%	28	5
55 FACTOR BANKA 15 th ISSUE	15,200	22,833	15,200	0	0.00%	0.01%	15	2
56 PROBANKA 6 th ISSUE	14,754	23,504	14,754	0	0.00%	0.01%	145	2
57 BANKA VIPA 7 th ISSUE	9,147	12,916	9,147	0	0.00%	0.00%	169	6
58 FACTOR BANKA 12 th ISSUE	7,946	10,112	7,946	0	0.00%	0.00%	2,000	1
59 ABANKA 6 th ISSUE	7,474	11,194	7,474	0	0.00%	0.00%	74	2
60 HOTELI BERNARDIN	3,047	4,433	3,047	0	0.00%	0.00%	35	8
61 REPUBLIKA SLOVENIJA 44 th ISSUE	1,019	1,612	1,019	0	0.00%	0.00%	23	2
62 ABANKA VIPA 8 th ISSUE	0	0	0	0	0.00%	0.00%	0	0
63 BANKA CELJE 11 th ISSUE	0	0	0	0	0.00%	0.00%	0	0
64 BANKA CELJE 6th ISSUE ^ SERIJA	0	0	0	0	0.00%	0.00%	0	0
65 BANKA CELJE 7 th ISSUE	0	0	0	0	0.00%	0.00%	0	0
66 BANKA DOMŽALE 1 st ISSUE	0	0	0	0	0.00%	0.00%	0	0
67 BANKA ZASAVJE 3 rd ISSUE	0	0	0	0	0.00%	0.00%	0	0
68 DEOS 1 st ISSUE	0	0	0	0	0.00%	0.00%	0	0
69 DROGA KOLINSKA 1 st ISSUE	0	0	0	0	0.00%	0.00%	0	0
70 DARS	0	0	0	0	0.00%	0.00%	0	0
71 DARS 2 nd ISSUE	0	0	0	0	0.00%	0.00%	0	0
72 DARS 3 rd ISSUE	0	0	0	0	0.00%	0.00%	0	0
73 FACTOR BANKA 8 th ISSUE	0	0	0	0	0.00%	0.00%	0	0
74 FACTOR BANKA 11 th ISSUE	0	0	0	0	0.00%	0.00%	0	0
75 FACTOR BANKA 13 th ISSUE	0	0	0	0	0.00%	0.00%	0	0

76	FACTOR BANKA 14 th ISSUE	0	0	0	0	0.00%	0.00%	0	0
77	FACTOR BANKA 17 th ISSUE	0	0	0	0	0.00%	0.00%	0	0
78	FMR	0	0	0	0	0.00%	0.00%	0	0
79	KB1909 1 st ISSUE	0	0	0	0	0.00%	0.00%	0	0
80	NOVA KBM 5 th ISSUE	0	0	0	0	0.00%	0.00%	0	0
81	NLB 12 th ISSUE	0	0	0	0	0.00%	0.00%	0	0
82	NLB 14 th ISSUE	0	0	0	0	0.00%	0.00%	0	0
83	NLB 15 th ISSUE	0	0	0	0	0.00%	0.00%	0	0
84	NLB 18 th ISSUE	0	0	0	0	0.00%	0.00%	0	0
85	NLB 19 th ISSUE	0	0	0	0	0.00%	0.00%	0	0
86	NLB 22 nd ISSUE	0	0	0	0	0.00%	0.00%	0	0
87	NLB 23 rd ISSUE	0	0	0	0	0.00%	0.00%	0	0
88	NLB 24 th ISSUE	0	0	0	0	0.00%	0.00%	0	0
89	POŠTNA BANKA SLOVENIJE 4 th ISSUE	0	0	0	0	0.00%	0.00%	0	0
90	POŠTNA BANKA SLOVENIJE 6 th ISSUE	0	0	0	0	0.00%	0.00%	0	0
91	POŠTNA BANKA SLOVENIJE 7 th ISSUE	0	0	0	0	0.00%	0.00%	0	0
92	POTEZA NALOŽBE	0	0	0	0	0.00%	0.00%	0	0
93	PROBANKA 10 th ISSUE	0	0	0	0	0.00%	0.00%	0	0
94	PROBANKA 7 th ISSUE	0	0	0	0	0.00%	0.00%	0	0
95	PROBANKA 8 th ISSUE	0	0	0	0	0.00%	0.00%	0	0
96	POTEZA SKUPINA 1 st ISSUE	0	0	0	0	0.00%	0.00%	0	0
97	REPUBLIKA SLOVENIJA 52 nd ISSUE	0	0	0	0	0.00%	0.00%	0	0
98	SID BANKA 1 st ISSUE	0	0	0	0	0.00%	0.00%	0	0
99	SIP STROJNA INDUSTRIJA 1 st ISSUE B SERIES	0	0	0	0	0.00%	0.00%	0	0
100	STANOVANJSKI SKLAD RS 2 nd ISSUE	0	0	0	0	0.00%	0.00%	0	0
101	BANKA VIPA 5 th ISSUE	0	0	0	0	0.00%	0.00%	0	0
102	ZAVAROVALNICA TRIGLAV 1 st ISSUE	0	0	0	0	0.00%	0.00%	0	0

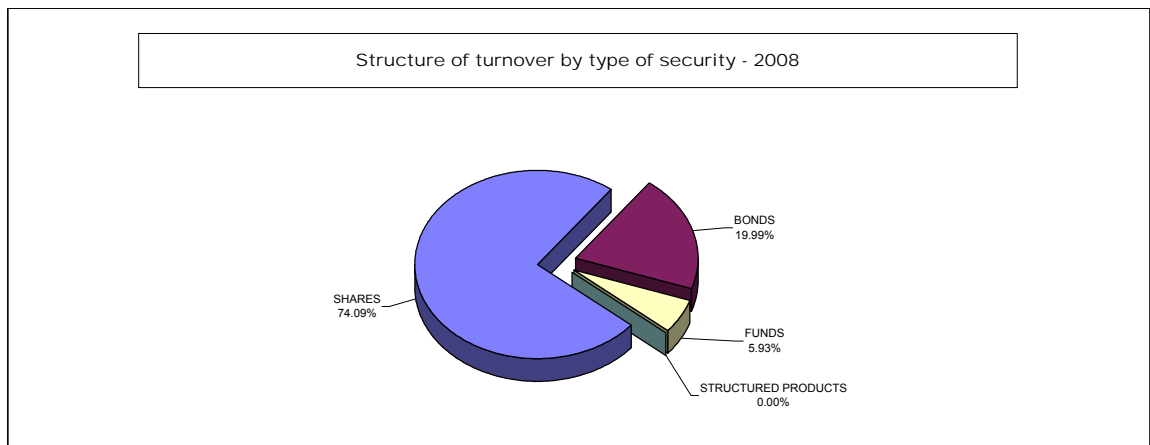
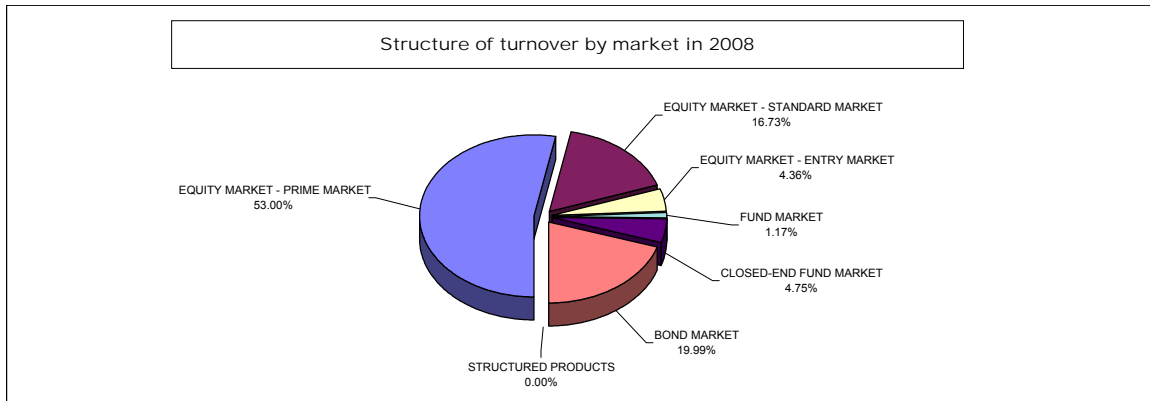
FUND MARKET

Issue	Stock trades (in EUR)	Stock trades (in USD)	Normal trades (in EUR)	Block trades (in EUR)	Share in total turnover	Share in turnover of funds	Volume in pieces	Number of bargains
Total	15,076,422	22,274,848	11,261,036	3,815,385	1.17%	19.78%	13,129,907	5,684
1 PROBANKA GLOBALNI NALOŽBENI SKLAD	9,784,712	14,700,929	6,419,812	3,364,900	0.76%	12.84%	12,586,723	3,019
2 MP-BALKAN.SI	3,355,895	5,011,283	3,355,895	0	0.26%	4.40%	71,420	1,892
3 INFOND GLOBAL	982,568	1,274,115	771,643	210,925	0.08%	1.29%	109,297	317
4 INFOND DYNAMIC	610,716	782,329	371,156	239,560	0.05%	0.80%	152,197	208
5 MP-EUROSTOCK.SI	193,962	290,082	193,962	0	0.02%	0.25%	33,735	130
6 INDEKSNI VZAJEMNI SKLAD PB BIOTECH INDEX	80,509	116,850	80,509	0	0.01%	0.11%	74,159	44
7 INDEKSNI VZAJEMNI SKLAD PB URANIUM INDEX	68,059	99,260	68,059	0	0.01%	0.09%	102,376	74

CLOSED-END FUND MARKET

Issue	Stock trades (in EUR)	Stock trades (in USD)	Normal trades (in EUR)	Block trades (in EUR)	Share in total turnover	Share in turnover of funds	Volume in pieces	Number of bargains
Total	61,136,395	92,051,074	57,933,013	3,203,382	4.75%	80.22%	19,177,940	27,109
1 NFD 1 DELNIŠKI INVESTICIJSKI SKLAD	30,733,671	46,257,213	29,085,358	1,648,313	2.39%	40.33%	16,267,181	7,603
2 KD ID	9,796,540	14,643,292	9,584,540	212,000	0.76%	12.85%	1,034,632	6,111
3 INFOND ID	9,232,030	14,082,849	8,018,990	1,213,040	0.72%	12.11%	729,041	3,702
4 KRONA SENIOR ID	3,868,393	5,702,970	3,868,393	0	0.30%	5.08%	466,588	2,031
5 MAKSIMA ID	3,373,793	5,131,755	3,373,793	0	0.26%	4.43%	249,086	1,596
6 ZVON ENA ID	2,284,317	3,403,848	2,284,317	0	0.18%	3.00%	157,395	2,984
7 INFOND ID 1	1,847,651	2,829,148	1,717,622	130,029	0.14%	2.42%	274,017	3,082

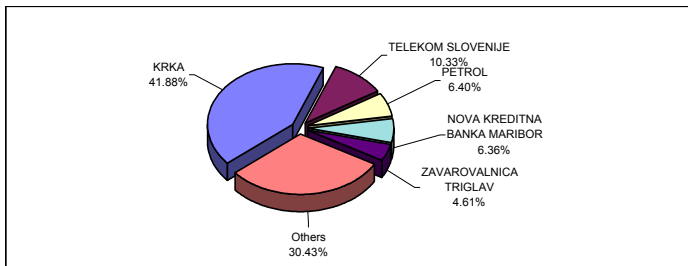
Shares total	952,578,062	1,408,521,688	906,539,766	46,038,296	74.09%	100.00%	19,289,320	211,502
Funds total	76,212,817	114,325,922	69,194,049	7,018,767	5.93%	100.00%	32,307,847	32,793
Bonds total	256,999,619	373,010,186	91,261,225	165,738,395	19.99%	100.00%	5,621,772	5,384
Structured products	0	0	0	0	0.00%	-	0	0
Total turnover	1,285,790,498	1,895,857,796	1,066,995,040	218,795,458	100.00%	100.00%	57,218,939	249,679



C3) MOST TRADED SECURITIES IN DECEMBER 2008

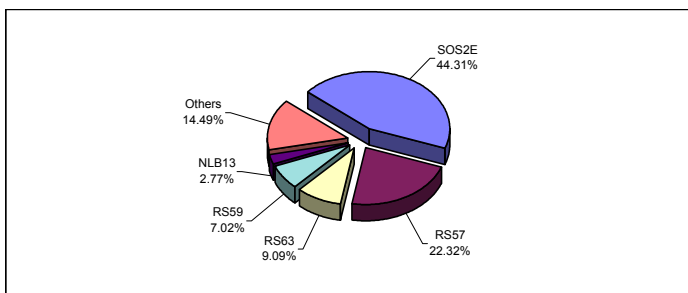
MOST TRADED SHARES

Issuer	Turnover (in 000 EUR) - order book trades only	Number of bargains - order book trades only	Market capitalisation as of 31 Dec 2008 (in EURm)
KRKA	17,744	4,628	1,710
TELEKOM SLOVENIJE	4,376	1,005	775
PETROL	2,710	504	561
NOVA KREDITNA BANKA MARIBOR	2,693	1,346	246
ZAVAROVALNICA TRIGLAV	1,951	605	347
Others	12,892	5,889	4,830
Total	42,366	13,977	8,468



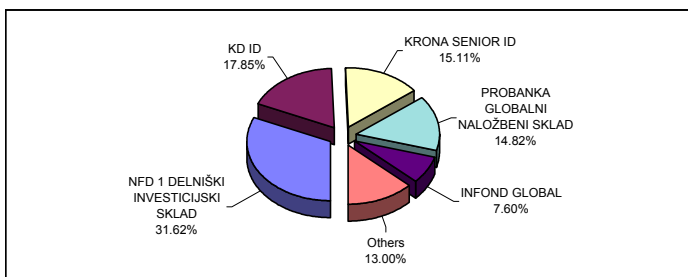
MOST TRADED BONDS

Issuer	Turnover (in 000 EUR) - order book trades only	Number of bargains - order book trades only	Market capitalisation as of 31 Dec 2008 (in EURm)
SLOVENSKA ODŠKODNINSKA DRUŽBA 2 nd ISSUE	13,863	397	657
REPUBLIKA SLOVENIJA 57 th ISSUE	6,985	6	271
REPUBLIKA SLOVENIJA 63 rd ISSUE	2,845	1	988
REPUBLIKA SLOVENIJA 59 th ISSUE	2,195	5	1,050
NLB 13 th ISSUE	867	2	53
Others	4,534	118	3,777
Total	31,288	529	6,795



MOST TRADED INVESTMENT FUNDS

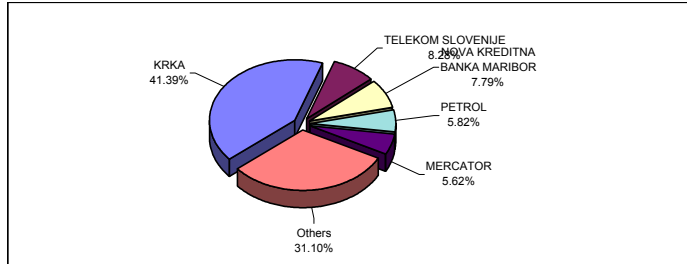
INVESTMENT FUNDS	Turnover (in 000 EUR) - order book trades only	Number of bargains - order book trades only	Market capitalisation as of 31 Dec 2008 (in EURm)
NFD 1 DELNIŠKI INVESTICIJSKI SKLAD	629	443	138
KD ID	355	446	34
KRONA SENIOR ID	301	149	38
PROBANKA GLOBALNI NALOŽBENI SKLAD	295	88	47
INFOND GLOBAL	151	100	51
Others	259	267	47
Total	1,991	1,493	354



C4) MOST TRADED SECURITIES IN 2008

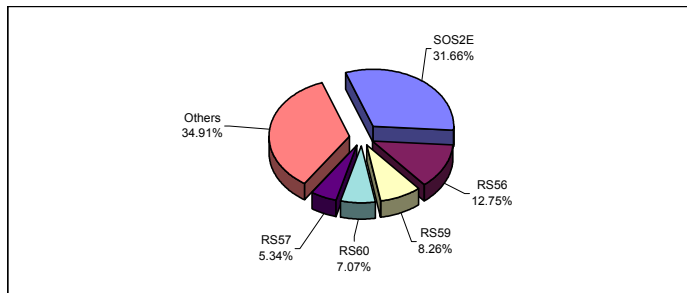
MOST TRADED SHARES

Issuer	Turnover (in 000 EUR) - order book trades only	Number of bargains - order book trades only	Market capitalisation as of 31 Dec 2008 (in EURm)
KRKA	394,239	71,358	1,710
TELEKOM SLOVENIJE	78,880	11,007	775
NOVA KREDITNA BANKA MARIBOR	74,250	16,462	246
PETROL	55,477	8,955	561
MERCATOR	53,502	7,048	595
Others	296,230	96,672	4,581
Total	952,578	211,502	8,468



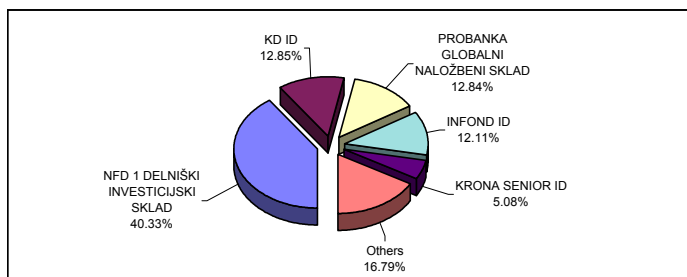
MOST TRADED BONDS

Issuer	Turnover (in 000 EUR) - order book trades only	Number of bargains - order book trades only	Market capitalisation as of 31 Dec 2008 (in EURm)
SLOVENSKA ODŠKODNINSKA DRUŽBA 2 nd ISSUE	81,368	3,406	657
REPUBLIKA SLOVENIJA 56 th ISSUE	32,776	39	202
REPUBLIKA SLOVENIJA 59 th ISSUE	21,237	61	1,050
REPUBLIKA SLOVENIJA 60 th ISSUE	18,172	21	370
REPUBLIKA SLOVENIJA 57 th ISSUE	13,734	53	271
Others	89,713	1,804	4,244
Total	257,000	5,384	6,795



MOST TRADED INVESTMENT FUNDS

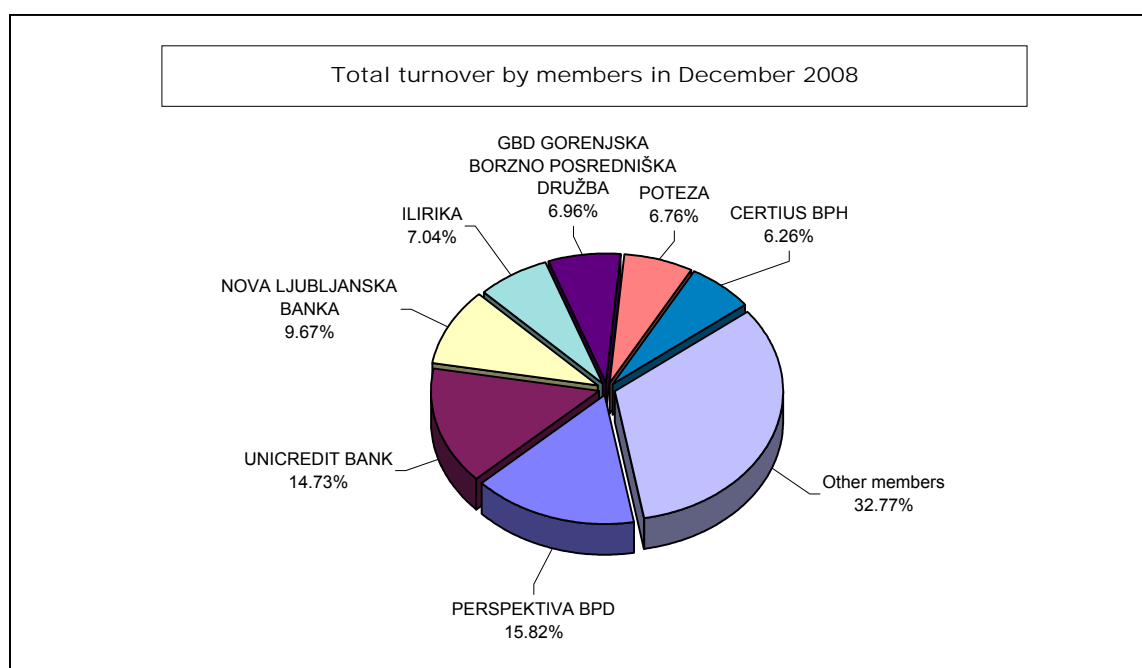
INVESTMENT FUNDS	Turnover (in 000 EUR) - order book trades only	Number of bargains - order book trades only	Market capitalisation as of 31 Dec 2008 (in EURm)
NFD 1 DELNIŠKI INVESTICIJSKI SKLAD	30,734	7,603	138
KD ID	9,797	6,111	34
PROBANKA GLOBALNI NALOŽBENI SKLAD	9,785	3,019	47
INFOND ID	9,232	3,702	delisted
KRONA SENIOR ID	3,868	2,031	38
Others	12,797	10,327	delisted
Total	76,213	32,793	256



C5) MONTHLY TURNOVER BY LJSE MEMBERS

TURNOVER BY MEMBERS BY TYPE OF TRADE IN DECEMBER 2008

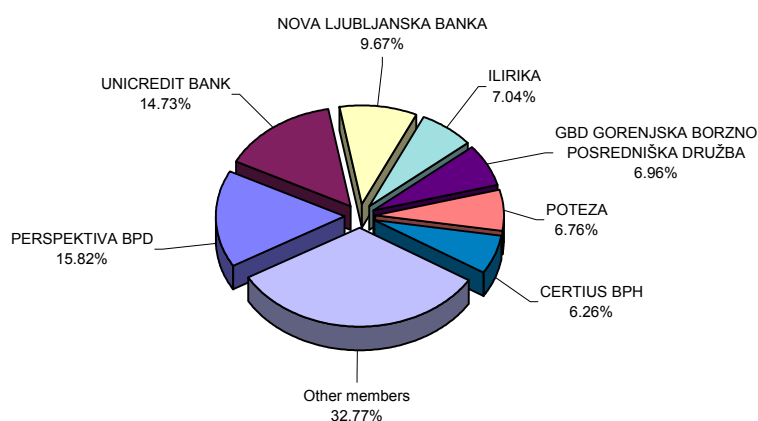
	Member	Normal trades (in EUR)	Block trades (in EUR)	Total via BTS (in EUR)	Share in turnover
1	PERSPEKTIVA BPD	6,676,572	17,259,759	23,936,330	15.82%
2	UNICREDIT BANK	20,329,205	1,948,434	22,277,639	14.73%
3	NOVA LJUBLJANSKA BANKA	4,371,761	10,260,869	14,632,630	9.67%
4	ILIRIKA	8,814,121	1,830,821	10,644,941	7.04%
5	GBD GORENJSKA BORZNO POSREDNIŠKA DRUŽBA	10,524,239		10,524,239	6.96%
6	POTEZA	10,222,331		10,222,331	6.76%
7	CERTIUS BPH	9,471,210		9,471,210	6.26%
8	ABANKA VIPA	8,344,229		8,344,229	5.52%
9	ARGONOS BPH	5,291,543		5,291,543	3.50%
10	PROBANKA	4,572,951		4,572,951	3.02%
11	FACTOR BANKA	3,498,054	399,273	3,897,327	2.58%
12	PFCI	3,085,404	807,520	3,892,924	2.57%
13	HYPO ALPE-ADRIA-BANK	3,172,022	650,659	3,822,681	2.53%
14	MP BPH	3,690,732		3,690,732	2.44%
15	SKB BANKA	3,515,309		3,515,309	2.32%
16	PUBLIKUM	2,954,323	274,500	3,228,823	2.13%
17	DEŽELNA BANKA SLOVENIJE	2,245,878	476,740	2,722,618	1.80%
18	KD BPD	2,103,994		2,103,994	1.39%
19	NOVA KBM	1,652,114		1,652,114	1.09%
20	RAIFFEISEN BANKA	1,103,942		1,103,942	0.73%
21	MOJA DELNICA BPH	637,117		637,117	0.42%
22	GORENJSKA BANKA	570,389		570,389	0.38%
23	BANKA KOPER	534,202		534,202	0.35%
	TOTAL	117,381,644	33,908,574	151,290,218	100.00%



TURNOVER BY MEMBERS BY TYPE OF SECURITY IN DECEMBER 2008

	Member	Shares	Bonds	Funds	Total (in EUR)	Share in turnover
1	PERSPEKTIVA BPD	3,152,325	20,772,645	11,361	23,936,330	15.82%
2	UNICREDIT BANK	9,700,174	12,445,207	132,259	22,277,639	14.73%
3	NOVA LJUBLJANSKA BANKA	3,643,421	10,877,855	111,353	14,632,630	9.67%
4	ILIRIKA	7,521,282	2,955,497	168,162	10,644,941	7.04%
5	GBD GORENJSKA BORZNO POSREDNIŠKA DRUŽBA	7,964,040	1,392,811	1,167,387	10,524,239	6.96%
6	POTEZA	8,835,813	1,064,668	321,851	10,222,331	6.76%
7	CERTIUS BPH	6,082,032	3,018,730	370,449	9,471,210	6.26%
8	ABANKA VIPA	7,114,880	920,923	308,425	8,344,229	5.52%
9	ARGONOS BPH	4,363,311	483,889	444,343	5,291,543	3.50%
10	PROBANKA	1,042,963	3,355,678	174,311	4,572,951	3.02%
11	FACTOR BANKA	1,412,710	2,294,035	190,582	3,897,327	2.58%
12	PFCI	3,530,151	168,301	194,471	3,892,924	2.57%
13	HYPO ALPE-ADRIA-BANK	2,411,876	1,376,384	34,422	3,822,681	2.53%
14	MP BPH	3,161,996	348,647	180,088	3,690,732	2.44%
15	SKB BANKA	3,312,800	186,367	16,142	3,515,309	2.32%
16	PUBLIKUM	2,979,790	241,380	7,654	3,228,823	2.13%
17	DEŽELNA BANKA SLOVENIJE	2,469,667	222,496	30,456	2,722,618	1.80%
18	KD BPD	1,998,372	89,124	16,498	2,103,994	1.39%
19	NOVA KBM	1,357,533	234,160	60,421	1,652,114	1.09%
20	RAIFFEISEN BANKA	1,047,776	41,091	15,075	1,103,942	0.73%
21	MOJA DELNICA BPH	609,892	3,083	24,142	637,117	0.42%
22	GORENJSKA BANKA	568,676		1,713	570,389	0.38%
23	BANKA KOPER	450,921	83,282		534,202	0.35%
	TOTAL	84,732,399	62,576,254	3,981,564	151,290,218	100.00%

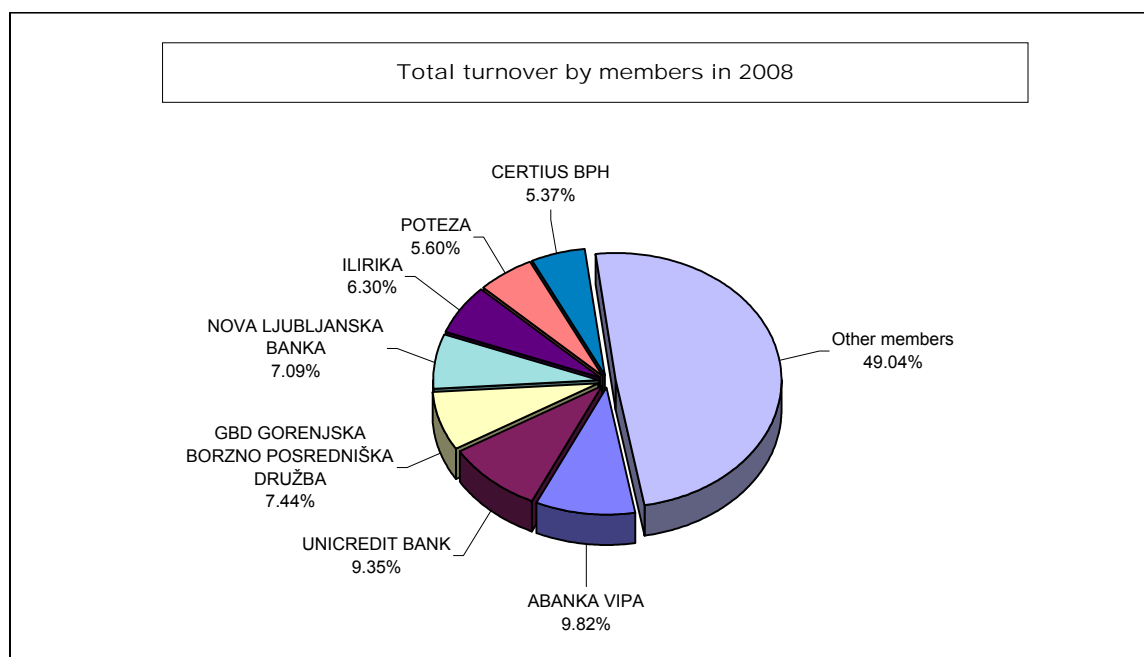
Total turnover by members in December 2008



C6) MONTHLY TURNOVER BY LJSE MEMBERS

TURNOVER BY MEMBERS BY TYPE OF TRADE IN 2008

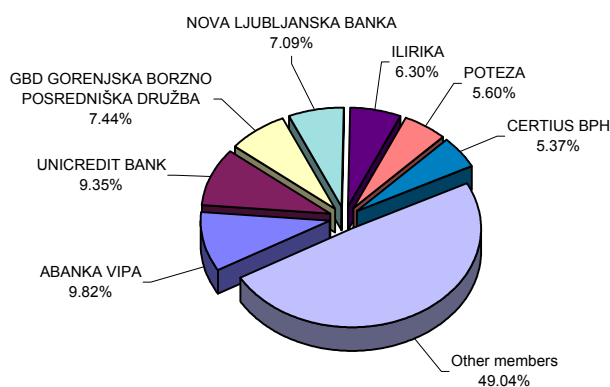
Member	Normal trades (in EUR)	Block trades (in EUR)	Total via BTS (in EUR)	Share in turnover
1 ABANKA VIPA	188,835,354	63,571,306	252,406,659	9.82%
2 UNICREDIT BANK	212,479,839	27,850,184	240,330,023	9.35%
3 GBD GORENJSKA BORZNO POSREDNIŠKA DRUŽBA	191,085,678	284,640	191,370,318	7.44%
4 NOVA LJUBLJANSKA BANKA	117,660,703	64,698,957	182,359,660	7.09%
5 ILIRIKA	148,860,714	13,039,291	161,900,005	6.30%
6 POTEZA	141,107,939	2,840,532	143,948,471	5.60%
7 CERTIUS BPH	138,172,672		138,172,672	5.37%
8 SKB BANKA	95,365,928	32,660,448	128,026,376	4.98%
9 ARGONOS BPH	125,195,006	130,650	125,325,656	4.87%
10 RAIFFEISEN BANKA	78,170,396	39,789,216	117,959,612	4.59%
11 PERSPEKTIVA BPD	58,351,706	54,794,060	113,145,766	4.40%
12 NOVA KBM	83,666,202	18,869,873	102,536,075	3.99%
13 MP BPH	90,921,785	8,053,468	98,975,253	3.85%
14 HYPO ALPE-ADRIA-BANK	71,911,114	10,606,619	82,517,733	3.21%
15 KD BPD	66,229,500	13,694,425	79,923,924	3.11%
16 PROBANKA	69,773,017	8,401,986	78,175,003	3.04%
17 FACTOR BANKA	59,325,732	16,611,986	75,937,718	2.95%
18 PUBLIKUM	55,743,831	11,681,486	67,425,317	2.62%
19 DEŽELNA BANKA SLOVENIJE	47,487,656	12,020,206	59,507,863	2.31%
20 PFCI	43,474,601	2,878,515	46,353,117	1.80%
21 GORENJSKA BANKA	2,541,483	34,834,302	37,375,785	1.45%
22 VERITAS	18,849,052	278,766	19,127,818	0.74%
23 BANKA KOPER	14,986,036		14,986,036	0.58%
24 MOJA DELNICA BPH	13,794,139		13,794,139	0.54%
TOTAL	2,133,990,080	437,590,916	2,571,580,996	100.00%



TURNOVER BY MEMBERS BY TYPE OF SECURITY IN 2008

Member	Shares	Bonds	Funds	Total (in EUR)	Share in turnover
1 ABANKA VIPA	172,507,970	68,444,947	11,453,742	252,406,659	9.82%
2 UNICREDIT BANK	216,020,509	23,587,914	721,600	240,330,023	9.35%
3 GBD GORENJSKA BORZNO POSREDNIŠKA DRUŽBA	147,174,679	14,553,234	29,642,404	191,370,318	7.44%
4 NOVA LJUBLJANSKA BANKA	93,832,867	83,564,319	4,962,474	182,359,660	7.09%
5 ILIRIKA	123,277,027	29,210,672	9,412,307	161,900,005	6.30%
6 POTEZA	120,320,233	9,638,958	13,989,280	143,948,471	5.60%
7 CERTIUS BPH	114,707,118	9,808,564	13,656,989	138,172,672	5.37%
8 SKB BANKA	94,045,358	33,601,828	379,189	128,026,376	4.98%
9 ARGONOS BPH	115,696,997	1,359,118	8,269,541	125,325,656	4.87%
10 RAIFFEISEN BANKA	72,295,611	39,724,747	5,939,254	117,959,612	4.59%
11 PERSPEKTIVA BPD	39,194,770	71,657,922	2,293,074	113,145,766	4.40%
12 NOVA KBM	68,072,578	25,095,453	9,368,045	102,536,075	3.99%
13 MP BPH	88,404,033	4,989,357	5,581,862	98,975,253	3.85%
14 HYPO ALPE-ADRIA-BANK	79,682,880	1,738,628	1,096,225	82,517,733	3.21%
15 KD BPD	66,297,458	12,725,659	900,807	79,923,924	3.11%
16 PROBANKA	51,647,865	13,228,444	13,298,693	78,175,003	3.04%
17 FACTOR BANKA	51,049,098	21,663,082	3,225,538	75,937,718	2.95%
18 PUBLIKUM	65,402,855	1,385,329	637,134	67,425,317	2.62%
19 DEŽELNA BANKA SLOVENIJE	50,303,900	4,554,766	4,649,197	59,507,863	2.31%
20 PFCI	34,814,122	1,261,693	10,277,302	46,353,117	1.80%
21 GORENJSKA BANKA	2,239,914	34,980,090	155,781	37,375,785	1.45%
22 VERITAS	11,912,813	5,877,564	1,337,441	19,127,818	0.74%
23 BANKA KOPER	13,405,620	1,089,115	491,300	14,986,036	0.58%
24 MOJA DELNICA BPH	12,849,850	257,838	686,452	13,794,139	0.54%
TOTAL	1,905,156,124	513,999,239	152,425,633	2,571,580,996	100.00%

Total turnover by members in 2008



C7) HISTORICAL TURNOVER SERIES

MONTHLY TURNOVER ON OFFICIAL AND SEMI-OFFICIAL MARKET

Year 2007	Number of trading days	Turnover via BTS (in EUR)		average per trade	Number of trades via BTS	
		per year	average per day		per year	average per day
December	18	232,277,692	12,904,316	7,599	30,566	1,698
TOTAL	246	2,226,900,747			454,188	
Average 2007	21	185,575,062	9,066,677	7,247	37,849	1,836
Year 2008						
January	21	193,919,088	9,234,242	5,938	32,658	1,555
February	20	118,914,771	5,945,739	5,328	22,317	1,116
March	19	136,958,456	7,208,340	5,721	23,941	1,260
April	22	199,185,935	9,053,906	6,764	29,448	1,339
May	20	72,224,108	3,611,205	4,366	16,542	827
June	20	62,871,847	3,143,592	4,348	14,461	723
July	23	60,709,246	2,639,532	4,274	14,205	618
August	20	39,858,972	1,992,949	3,700	10,774	539
September	22	95,882,452	4,358,293	4,424	21,674	985
October	22	157,079,346	7,139,970	5,518	28,468	1,294
November	20	72,541,168	3,627,058	3,780	19,192	960
December	21	75,645,109	3,602,148	4,728	15,999	762
TOTAL	250	1,285,790,499			249,679	
Average 2007	21	107,149,208	5,129,748	4,907	20,807	998

TURNOVER BY SECURITIES ON ALL MARKETS OF LJUBLJANA STOCK EXCHANGE IN YEARS 1998 - 2008

Total turnover and number of bargains

Year	Number of trading days	Turnover via BTS (in EUR)		average per trade	Number of trades via BTS	
		per year	average per day		per year	average per day
2008	250	1,285,790,499	5,129,748	4,907	249,679	998
2007	246	2,226,900,747	9,052,442	4,903	454,188	1,846
2006	247	996,477,198	4,034,321	4,353	228,941	927
2005	250	579,204,722	2,316,819	2,263	255,908	1,024
2004	255	837,861,029	3,285,730	2,382	351,760	1,379
2003	249	700,844,661	2,814,637	2,058	340,582	1,368
2002	247	1,156,611,591	4,682,638	2,563	451,250	1,827
2001	247	707,615,828	2,864,841	2,221	318,645	1,290
2000	249	1,174,224,149	4,715,760	2,971	395,284	1,587
1999	254	1,397,785,135	5,503,091	3,134	445,966	1,756
1998	252	2,259,292,124	8,965,445	9,531	237,049	941

MONTHLY TURNOVER WITH REGULAR TRADES

Year 2007	Number of	Turnover (in EUR)		average	Number of trades	
Month	trading days	per month	average per day	per trade	per month	average per day
December	18	208,957,390	11,608,744	6,840	30,550	1,697
TOTAL	225	1,995,235,033			258,595	
Average 2007	20	181,385,003	8,872,073	7,698	23,509	1,156
Year 2008						
January	21	190,153,012	9,054,905	5,824	32,650	1,555
February	20	107,955,016	5,397,751	4,839	22,309	1,115
March	19	116,268,566	6,119,398	4,862	23,912	1,259
April	22	136,791,273	6,217,785	4,651	29,414	1,337
May	20	62,071,429	3,103,571	3,755	16,529	826
June	20	54,930,016	2,746,501	3,801	14,452	723
July	23	52,624,494	2,288,021	3,707	14,195	617
August	20	33,433,573	1,671,679	3,108	10,756	538
September	22	87,042,131	3,956,461	4,021	21,649	984
October	22	104,652,212	4,756,919	3,680	28,440	1,293
November	20	62,382,497	3,119,125	3,253	19,175	959
December	21	58,690,822	2,794,801	3,673	15,981	761
TOTAL	250	1,066,995,041			249,462	
Average 2008	21	88,916,253	4,268,910	4,098	20,789	997

MONTHLY TURNOVER WITH BLOCK TRADES

Year 2007	Number of	Turnover (in EUR)		average	Number of trades	
Month	trading days	per month	average per day	per trade	per month	average per day
December	18	23,320,302	1,295,572	1,457,519	16	1
TOTAL	246	1,201,565,674			1,051	
Average 2007	21	100,130,473	4,834,047	1,244,168	88	4
Year 2008						
January	21	3,766,076	179,337	470,760	8	0
February	20	10,959,756	547,988	1,369,970	8	0
March	19	20,689,890	1,088,942	713,444	29	2
April	22	62,394,662	2,836,121	1,835,137	34	2
May	20	10,152,679	507,634	780,975	13	1
June	20	7,941,831	397,092	882,426	9	0
July	23	8,084,752	351,511	808,475	10	0
August	20	6,425,399	321,270	356,967	18	1
September	22	8,840,321	401,833	353,613	25	1
October	22	52,427,134	2,383,052	1,872,398	28	1
November	20	10,158,671	507,934	597,569	17	1
December	21	16,954,287	807,347	941,905	18	1
TOTAL	250	218,795,458			217	
Average 2008	21	18,232,955	860,838	915,303	18	1

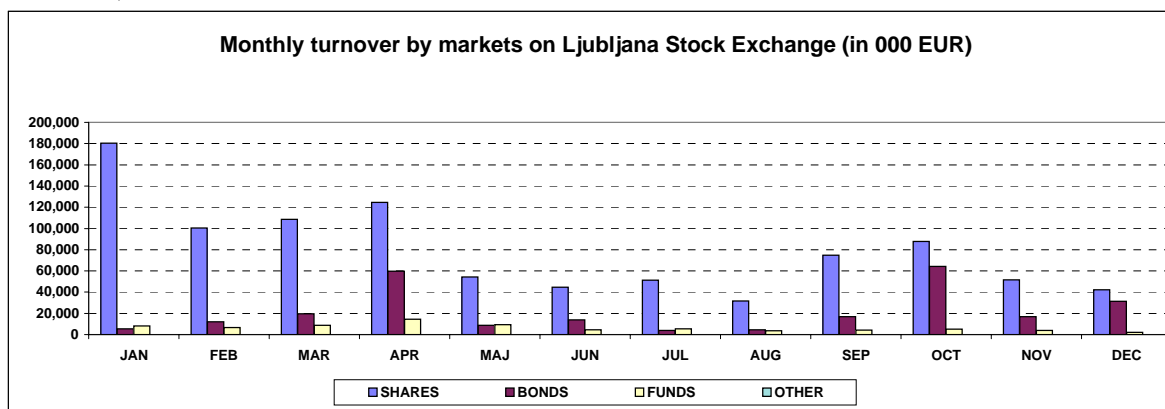
MONTHLY TURNOVER VIA BTS BY MARKETS ON LJUBLJANA STOCK EXCHANGE (In EUR)

	Equity market			Bond market	Fund market	Closed-end fund market	Structured products - short-term securities	TOTAL	MoM Index
	Prime market	Standard market	Entry market						
YEAR 2007									
December	86,094,530	97,481,053	11,887,542	23,919,102	2,216,914	10,678,550	0	232,277,692	119
Total 2007	1,382,036,817	451,963,159	117,976,560	107,789,930	54,344,048	112,771,185	19,048	2,226,900,709	
YEAR 2008									
January	121,960,624	51,408,613	7,378,543	5,467,741	1,392,848	6,710,719	0	193,919,088	83
February	66,784,031	29,315,276	4,323,196	11,995,411	2,116,330	4,380,526	0	118,914,771	61
March	81,011,466	21,336,592	6,305,504	19,573,088	1,016,311	7,715,495	0	136,958,456	115
April	99,772,084	17,743,347	7,215,980	59,831,587	4,147,170	10,475,767	0	199,185,935	145
May	35,696,836	12,052,933	6,580,296	8,663,524	1,031,189	8,199,330	0	72,224,108	36
June	27,321,869	12,341,195	4,945,353	13,758,477	450,444	4,054,509	0	62,871,847	87
July	33,336,260	14,076,854	3,958,377	3,954,637	424,843	4,958,275	0	60,709,246	97
August	22,056,966	6,975,976	2,715,545	4,473,610	456,255	3,180,620	0	39,858,972	66
September	53,305,356	16,293,031	5,071,802	16,924,058	750,882	3,537,323	0	95,882,452	241
October	69,753,204	15,115,415	2,893,899	64,114,981	1,199,088	4,002,759	0	157,079,346	164
November	40,698,597	8,670,452	2,196,388	16,954,378	1,480,558	2,540,794	0	72,541,168	46
December	30,153,924	9,728,530	2,483,745	31,288,127	610,503	1,380,279	0	75,645,108	104
Total 2008	681,451,218	215,058,215	56,068,629	256,999,619	15,076,422	61,136,395	0	1,285,790,497	

MONTHLY TURNOVER BY SECURITIES ON LJUBLJANA STOCK EXCHANGE (In EUR)

	Shares	Bonds	Funds	Other	TOTAL	MoM Index
YEAR 2007						
December	195,463,126	23,919,102	12,895,464	0	232,277,692	119
Total 2007	1,951,976,536	107,789,930	167,115,234	19,048	2,226,900,709	
YEAR 2008						
January	180,347,780	5,467,741	8,103,567	0	193,919,088	83
February	100,422,504	11,995,411	6,496,857	0	118,914,771	61
March	108,653,562	19,573,088	8,731,806	0	136,958,456	115
April	124,731,412	59,831,587	14,622,937	0	199,185,935	145
May	54,330,065	8,663,524	9,230,519	0	72,224,108	36
June	44,608,417	13,758,477	4,504,953	0	62,871,847	87
July	51,371,491	3,954,637	5,383,118	0	60,709,246	97
August	31,748,488	4,473,610	3,636,874	0	39,858,972	66
September	74,670,189	16,924,058	4,288,205	0	95,882,452	241
October	87,762,518	64,114,981	5,201,847	0	157,079,346	164
November	51,665,437	16,954,378	4,021,352	0	72,541,168	46
December	42,366,199	31,288,127	1,990,782	0	75,645,108	104
Total 2008	952,578,061	256,999,619	76,212,817	0	1,285,790,497	

Monthly turnover by markets on Ljubljana Stock Exchange (in 000 EUR)



D) MARKET CAPITALISATION

	31 Dec 2006	31 Dec 2007	30 Nov 2008	31 Dec 2008	Index 31 Dec 2008 / 30 Nov 2008	Index 31 Dec 2008 / 31 Dec 2007	Index 31 Dec 2008 / 31 Dec 2006	Share
EQUITY MARKET	11,513,079,593	19,740,120,309	9,397,526,635	8,468,424,538	90	43	74	54.22%
PRIME MARKET	5,999,369,426	12,312,426,558	4,878,216,497	4,151,217,570	85	34	69	26.58%
STANDARD MARKET	3,796,562,297	4,569,259,690	2,742,851,290	2,589,281,938	94	57	68	16.58%
ENTRY MARKET	1,717,147,870	2,858,434,061	1,776,458,848	1,727,925,030	97	60	101	11.06%
Banks	11,572,562	996,407,073	700,584,289	712,160,401	102	71	6154	8.41%
Companies	11,501,507,031	18,743,713,236	8,143,207,256	7,302,124,936	90	39	63	86.23%
Insurance companies			553,735,090	454,139,201	82			5.36%
BOND MARKET	6,631,581,821	5,940,804,540	6,466,072,490	6,795,363,049	105	114	102	43.51%
State	5,350,580,121	4,618,037,497	5,005,381,989	5,040,810,582	101	109	94	74.18%
Banks	907,741,431	955,103,323	1,069,309,673	1,348,781,640	126	141	149	19.85%
Companies	340,655,005	335,053,720	358,770,828	373,160,828	104	111	110	5.49%
Insurance companies	32,605,264	32,610,000	32,610,000	32,610,000	100	100	100	0.48%
FUND MARKET	113,429,952	161,918,345	148,307,672	129,751,984	87	80	114	0.83%
CLOSED-END FUND MARKET	693,421,040	1,021,572,525	267,691,282	223,951,283	84	22	32	1.43%
TOTAL	18,951,512,406	26,864,415,718	16,279,598,078	15,617,490,855	96	58	82	100.00%

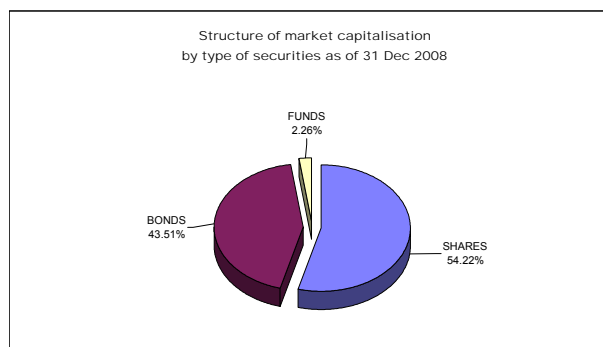
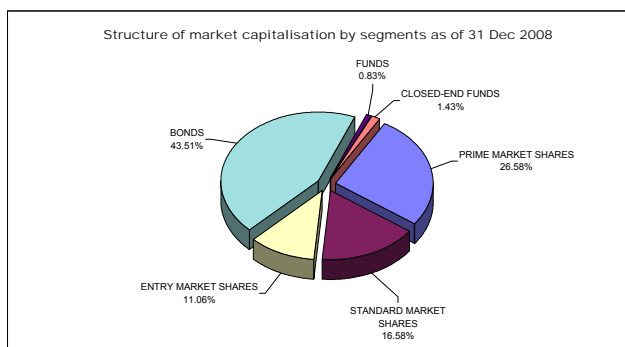
SHARES	11,513,079,593	19,740,120,309	9,397,526,635	8,468,424,538	90	43	82	-
---------------	----------------	----------------	---------------	---------------	----	----	----	---

BONDS	6,631,581,821	5,940,804,540	6,466,072,490	6,795,363,049	105	114	98	-
--------------	---------------	---------------	---------------	---------------	-----	-----	----	---

FUNDS	806,850,991	1,183,490,869	415,998,953	353,703,267	85	30	52	-
--------------	-------------	---------------	-------------	-------------	----	----	----	---

On 31 Dec 2008, the total market capitalisation of all shares traded, without investment funds, on the Ljubljana Stock Exchange corresponded to 25.2% of GDP in 2007 - EUR 33,542 million (as reported by Statistical office of the Republic of Slovenia).

1EUR=1.3170 USD as of 31 Dec 2006 | 1EUR=1.4692 USD as of 31 Dec 2007 | 1EUR=1.2727 USD as of 30 Nov 2008 | 1EUR=1.3917 USD as of 31 Dec 2008



MARKET CAPITALISATION OF SHARES - PRIME MARKET

Issue	Number of shares traded	Number of issued shares	Share of traded shares	Price as of 31 Dec 2008	Market capitalisation as of 31 Dec 2008 (in EUR)	Market capitalisation as of 31 Dec 2008 (in USD)
1 KRKA	35,426,120	35,426,120	100.00%	48.27 EUR	1,710,018,812	2,379,833,181
2 TELEKOM SLOVENIJE	6,535,478	6,535,478	100.00%	118.60 EUR	775,107,691	1,078,717,373
3 MERCATOR	3,765,361	3,765,361	100.00%	158.08 EUR	595,228,267	828,379,179
4 PETROL	2,086,301	2,086,301	100.00%	268.82 EUR	560,839,435	780,520,241
5 LUKA KOPER	14,000,000	14,000,000	100.00%	20.97 EUR	293,580,000	408,575,286
6 GORENJE	14,030,000	14,030,000	100.00%	10.51 EUR	147,455,300	205,213,541
7 INTEREUROPA	7,902,413	7,902,413	100.00%	8.73 EUR	68,988,065	96,010,691
TOTAL					4,151,217,570	5,777,249,493

MARKET CAPITALISATION OF SHARES - STANDARD MARKET

Issue	Number of shares traded	Number of issued shares	Share of traded shares	Price as of 31 Dec 2008	Market capitalisation as of 31 Dec 2008 (in EUR)	Market capitalisation as of 31 Dec 2008 (in USD)
COMMON SHARES					2,575,019,281	6,718,480,379
1 SAVA	2,006,987	2,006,987	100.00%	253.21 EUR	508,189,178	707,246,879
2 ABANKA	7,198,864	7,200,000	99.98%	62.78 EUR	451,944,682	628,971,414
3 PIVOVARNA LAŠKO	8,581,972	8,581,972	100.00%	47.98 EUR	411,763,017	573,050,590
4 ZAVAROVALNICA TRIGLAV	22,735,148	22,735,148	100.00%	15.26 EUR	346,938,358	482,834,113
5 NOVA KREDITNA BANKA MARIBOR	26,081,979	26,081,979	100.00%	9.43 EUR	245,953,062	342,292,876
6 ISTRABENZ	5,180,000	5,180,000	100.00%	23.54 EUR	121,937,200	169,700,001
7 POZAVAROVALNICA SAVA	9,362,519	9,362,519	100.00%	11.45 EUR	107,200,843	149,191,413
8 TERME ČATEŽ	497,022	497,022	100.00%	195.00 EUR	96,919,290	3,053,287,287
9 ISKRA AVTOELEKTRIKA	1,608,313	1,608,313	100.00%	40.00 EUR	64,332,520	305,952,903
10 SALUS, LJUBLJANA	134,980	134,980	100.00%	400.00 EUR	53,992,000	75,140,666
11 AERODROM LJUBLJANA	1,936,229	1,936,229	100.00%	25.00 EUR	48,405,725	67,366,247
12 ETOL	254,619	254,619	100.00%	169.50 EUR	43,157,921	60,062,878
13 ŽITO	355,792	355,792	100.00%	88.85 EUR	31,612,119	43,994,586
14 DELO PRODAJA	593,549	593,549	100.00%	27.50 EUR	16,322,598	22,716,159
15 MLINOTEST	2,389,177	2,389,177	100.00%	5.00 EUR	11,945,885	16,625,088
16 KOMPAS MTS	594,601	594,601	100.00%	19.50 EUR	11,594,720	16,136,371
17 NIKA	189,876	189,876	100.00%	14.80 EUR	2,810,165	3,910,906
PREFERRED SHARES					14,262,657	19,849,340
1 PROBANKA	396,295	400,000	99.07%	35.99 EUR	14,262,657	19,849,340
TOTAL					2,589,281,938	6,738,329,719

EXCHANGE RATE 1 EUR= 1.3917 USD as of 31 Dec 2008

MARKET CAPITALISATION OF SHARES - ENTRY MARKET

	Issue	Number of shares traded	Number of issued shares	Share of traded shares	Price as of 31 Dec 2008	Market capitalisation as of 31 Dec 2008 (in EUR)	Market capitalisation as of 31 Dec 2008 (in USD)
	COMMON SHARES					1,711,203,241	2,381,481,550
1	NFD HOLDING	33,727,196	33,727,196	100.00%	5.40 EUR	182,126,858	253,465,949
2	HELIOS, DOMŽALE	278,446	278,446	100.00%	526.00 EUR	146,462,596	203,831,995
3	LESNINA	76,495	76,495	100.00%	1,901.00 EUR	145,416,995	202,376,832
4	KD GROUP	2,675,640	2,675,640	100.00%	54.10 EUR	144,752,124	201,451,531
5	AKTIVA NALOŽBE	18,214,875	18,214,875	100.00%	6.50 EUR	118,396,688	164,772,670
6	KD	186,436	186,436	100.00%	620.00 EUR	115,590,320	160,867,048
7	ZVON ENA HOLDING	12,431,743	12,431,743	100.00%	7.90 EUR	98,210,770	136,679,928
8	INFOND HOLDING	16,833,414	16,833,414	100.00%	3.98 EUR	66,996,988	93,239,708
9	CINKARNA CELJE	814,626	814,626	100.00%	72.00 EUR	58,653,072	81,627,480
10	FINETOL	254,619	254,619	100.00%	185.50 EUR	47,231,825	65,732,530
11	MAKSIMA HOLDING	6,399,850	6,399,850	100.00%	6.00 EUR	38,399,100	53,440,027
12	MAKSIMA INVEST	7,451,949	7,451,949	100.00%	4.59 EUR	34,204,446	47,602,327
13	ZVON DVA HOLDING	14,120,934	14,120,934	100.00%	2.04 EUR	28,806,705	40,090,292
14	VIPA HOLDING	7,347,565	7,347,565	100.00%	3.80 EUR	27,920,747	38,857,304
15	NAMA	953,795	953,795	100.00%	27.54 EUR	26,267,514	36,556,500
16	JUTEKS	641,432	641,432	100.00%	39.10 EUR	25,079,991	34,903,824
17	ZLATA MONETA II	8,232,861	8,232,861	100.00%	3.00 EUR	24,698,583	34,373,018
18	TOSAMA	290,000	290,000	100.00%	85.00 EUR	24,650,000	34,305,405
19	CENTER NALOŽBE	3,777,004	3,777,004	100.00%	6.50 EUR	24,550,526	34,166,967
20	SWATY	288,940	288,940	100.00%	80.00 EUR	23,115,200	32,169,424
21	MARINA PORTOROŽ	313,932	313,932	100.00%	70.00 EUR	21,975,240	30,582,942
22	GRAND HOTEL UNION	1,814,613	1,814,613	100.00%	11.94 EUR	21,666,479	30,153,239
23	TRIGLAV NALOŽBE	13,182,366	13,182,366	100.00%	1.56 EUR	20,564,491	28,619,602
24	MODRA LINIJA HOLDING	2,192,411	2,192,411	100.00%	8.50 EUR	18,635,494	25,935,016
25	MEDVEŠEK PUŠNIK DZU	75,000	75,000	100.00%	240.00 EUR	18,000,000	25,050,600
26	MERCATA	2,891,874	2,891,874	100.00%	5.30 EUR	15,326,932	21,330,492
27	GORENJSKI TISK	963,349	963,349	100.00%	14.00 EUR	13,486,886	18,769,699
28	M1	3,932,515	3,932,515	100.00%	3.40 EUR	13,370,551	18,607,796
29	CETIS	200,000	200,000	100.00%	66.00 EUR	13,200,000	18,370,440
30	NIKO	35,875	35,875	100.00%	365.00 EUR	13,094,375	18,223,442
31	MEDVEŠEK PUŠNIK	800,000	800,000	100.00%	15.00 EUR	12,000,000	16,700,400
32	HRAM HOLDING	4,346,667	4,346,667	100.00%	2.75 EUR	11,953,334	16,635,455
33	PLAMA - PUR	686,798	686,798	100.00%	15.00 EUR	10,301,970	14,337,252
34	GEA	1,254,960	1,254,960	100.00%	7.00 EUR	8,784,720	12,225,695
35	SLOVENIJALES	273,377	273,604	99.92%	30.00 EUR	8,201,310	11,413,763
36	KS NALOŽBE	3,909,878	3,909,878	100.00%	2.01 EUR	7,858,855	10,937,168
37	DATALAB TEHNOLOGIJE	106,519	106,519	100.00%	70.20 EUR	7,477,634	10,406,623
38	MELAMIN	349,913	349,913	100.00%	21.20 EUR	7,418,156	10,323,847
39	JAVOR PIVKA	1,194,700	1,194,700	100.00%	6.00 EUR	7,168,200	9,975,984
40	ALPETOUR POTOVALNA AGENCIJA	497,847	497,847	100.00%	14.00 EUR	6,969,858	9,699,951
41	ŽELEZARNA RAVNE - MONTER DRAVOGRAD	336,225	336,225	100.00%	19.00 EUR	6,388,275	8,890,562
42	MIP	1,978,742	1,978,742	100.00%	2.82 EUR	5,580,052	7,765,759
43	TERME DOBRNA	692,542	692,542	100.00%	7.00 EUR	4,847,794	6,746,675
44	ALPOS	144,913	144,913	100.00%	30.00 EUR	4,347,390	6,050,263

MARKET CAPITALISATION OF SHARES - ENTRY MARKET

	Issue	Number of shares traded	Number of issued shares	Share of traded shares	Price as of 31 Dec 2008	Market capitalisation as of 31 Dec 2008 (in EUR)	Market capitalisation as of 31 Dec 2008 (in USD)
45	VELANA	1,409,645	1,409,645	100.00%	3.00 EUR	4,228,935	5,885,409
46	GORIŠKE OPEKARNE	523,634	523,634	100.00%	8.00 EUR	4,189,072	5,829,932
47	TRDNJAVA I HOLDING	891,750	891,750	100.00%	4.00 EUR	3,567,000	4,964,194
48	SIVENT	1,229,712	1,229,712	100.00%	2.29 EUR	2,816,040	3,919,084
49	INTERTRADE ITA	69,531	69,531	100.00%	40.49 EUR	2,815,310	3,918,067
50	KOŠAKI TMI	43,236	43,236	100.00%	58.00 EUR	2,507,688	3,489,949
51	ELMO	708,000	708,000	100.00%	3.50 EUR	2,478,000	3,448,633
52	TRDNJAVA HOLDING	2,593,123	2,593,123	100.00%	0.81 EUR	2,100,430	2,923,168
53	INLES	712,410	712,410	100.00%	2.77 EUR	1,973,376	2,746,347
54	TEKSTINA	1,127,293	1,127,293	100.00%	1.40 EUR	1,578,210	2,196,395
55	MKT PRINT	103,954	103,954	100.00%	15.00 EUR	1,559,310	2,170,092
56	ZDRAVILIŠČE ROGAŠKA	901,581	961,898	93.73%	0.97 EUR	874,534	1,217,088
57	JELEN GOSTINSKO PODJETJE	67,798	67,798	100.00%	3.34 EUR	226,445	315,144
58	D NALOŽBE	90,810	90,810	100.00%	1.54 EUR	139,847	194,626
	PREFERRED SHARES					16,721,789	23,271,713
1	PRVA GROUP	170,000	170,000	100.00%	58.40 EUR	9,928,000	13,816,798
2	KD GROUP	266,413	266,413	100.00%	25.29 EUR	6,737,585	9,376,697
3	ZDRAVILIŠČE ROGAŠKA	28,102	30,000	93.67%	2.00 EUR	56,204	78,219
	TOTAL					1,727,925,030	2,404,753,264

EXCHANGE RATE 1 EUR= 1.3917 USD as of 31 Dec 2008

MARKET CAPITALISATION OF BONDS

	Izdaja	Number of issued bonds	Price as of 31 Dec 2008	Principal amt. as of 31 Dec 2008	Currency of denomination	Market capitalisation as of 31 Dec 2008 (in EUR)	Market capitalisation as of 31 Dec 2008 (in USD)
1	REPUBLIKA SLOVENIJA 59 th ISSUE	25,553,128	98.50	41.73	EUR	1,050,337,051	1,461,754,074
2	REPUBLIKA SLOVENIJA 63 rd ISSUE	1,000,000	98.75	1,000.00	EUR	987,500,000	1,374,303,750
3	SLOVENSKA ODŠKODNINSKA DRUŽBA 2 nd ISSUE	15,286,640	104.03	41.33	EUR	657,258,243	914,706,297
4	REPUBLIKA SLOVENIJA 62 nd ISSUE	9,358,736	96.00	41.73	EUR	374,918,451	521,774,008
5	REPUBLIKA SLOVENIJA 60 th ISSUE	8,833,535	100.50	41.73	EUR	370,466,533	515,578,273
6	REPUBLIKA SLOVENIJA 61 st ISSUE	7,880,699	99.32	41.73	EUR	326,625,311	454,564,445
7	REPUBLIKA SLOVENIJA 57 th ISSUE	6,223,274	104.40	41.73	EUR	271,123,902	377,323,134
8	SID BANKA 1 st ISSUE	2,500		100,000.00	EUR	250,000,000	347,925,000
9	REPUBLIKA SLOVENIJA 56 th ISSUE	4,841,198	99.94	41.73	EUR	201,901,979	280,986,984
10	REPUBLIKA SLOVENIJA 33 rd ISSUE	248,716	140.00	511.29	EUR	178,032,405	247,767,698
11	NLB 24 th ISSUE	100,000		1,000.00	EUR	100,000,000	139,170,000
12	REPUBLIKA SLOVENIJA 53 rd ISSUE	792,909	100.01	100.00	EUR	79,298,829	110,360,180
13	REPUBLIKA SLOVENIJA 54 th ISSUE	1,828,310	103.00	41.73	EUR	78,584,238	109,365,683
14	REPUBLIKA SLOVENIJA 38 th ISSUE	688,470	102.55	100.00	EUR	70,602,599	98,257,636
15	NLB 18 th ISSUE	150,000	100.00	417.29	EUR	62,593,500	87,111,374
16	DARS 2 nd ISSUE	148,000		417.29	EUR	61,758,920	85,949,889
17	DARS	134,300	109.00	417.29	EUR	61,085,831	85,013,151
18	REPUBLIKA SLOVENIJA 29 th ISSUE	550,000	103.00	100.00	EUR	56,650,000	78,839,805
19	REPUBLIKA SLOVENIJA 48 th ISSUE	564,652	100.03	100.00	EUR	56,482,140	78,606,194
20	NLB 15 th ISSUE	131,126	102.20	417.29	EUR	55,921,355	77,825,750
21	NLB 23 rd ISSUE	54,200		1,000.00	EUR	54,200,000	75,430,140
22	NLB 13 th ISSUE	117,335	107.50	417.29	EUR	52,634,926	73,252,027
23	REPUBLIKA SLOVENIJA 26 th ISSUE	499,765	102.00	100.00	EUR	50,976,030	70,943,341
24	BANKA CELJE 11 th ISSUE	50,000		1,000.00	EUR	50,000,000	69,585,000
25	REPUBLIKA SLOVENIJA 50 th ISSUE	485,270	101.53	100.00	EUR	49,269,463	68,568,312
26	REPUBLIKA SLOVENIJA 18 th ISSUE	450,166	101.50	100.00	EUR	45,691,849	63,589,346
27	DARS 3 rd ISSUE	102,000	102.00	417.29	EUR	43,414,852	60,420,449
28	KD HOLDING 1 st ISSUE	400,000	102.50	100.00	EUR	41,000,000	57,059,700
29	NLB 19 th ISSUE	100,000	98.00	417.29	EUR	40,894,420	56,912,764
30	NLB 17 th ISSUE	101,694	94.81	417.29	EUR	40,233,467	55,992,919
31	REPUBLIKA SLOVENIJA 23 rd ISSUE	400,000	100.00	100.00	EUR	40,000,000	55,668,000
32	KD HOLDING 2 nd ISSUE	400,000	97.20	100.00	EUR	38,880,000	54,109,296
33	POSLOVNI SISTEM MERCATOR	365,400	95.00	100.00	EUR	34,713,000	48,310,082
34	REPUBLIKA SLOVENIJA 21 st ISSUE	1,249,826	99.00	27.33	EUR	33,816,167	47,061,960
35	ZAVAROVALNICA TRIGLAV 1 st ISSUE	30,000	108.70	1,000.00	EUR	32,610,000	45,383,337
36	NLB 16 th ISSUE	77,557	98.50	417.29	EUR	31,878,304	44,365,036
37	BANKA CELJE 10 th ISSUE	370,000	86.00	100.00	EUR	31,820,000	44,283,894
38	DROGA KOLINSKA 1 st ISSUE	30,000		1,000.00	EUR	30,000,000	41,751,000
39	PROBANKA 10 th ISSUE	30,000		1,000.00	EUR	30,000,000	41,751,000
40	NLB 22 nd ISSUE	298,940	100.00	100.00	EUR	29,894,000	41,603,480
41	REPUBLIKA SLOVENIJA 49 th ISSUE	77,979	99.01	380.00	EUR	29,338,663	40,830,617
42	NOVA KBM 8 th ISSUE	70,000	99.50	417.29	EUR	29,064,249	40,448,715
43	NLB 21 st ISSUE	69,500		417.29	EUR	29,001,655	40,361,603
44	NOVA KBM 7 th ISSUE	70,000	98.22	417.29	EUR	28,690,357	39,928,369
45	NLB 11 th ISSUE	26,326	99.15	1,000.00	EUR	26,102,229	36,326,472
46	NOVA KBM 5 th ISSUE	60,000	103.10	417.29	EUR	25,813,559	35,924,731
47	FACTOR BANKA 17 th ISSUE	25,000		1,000.00	EUR	25,000,000	34,792,500
48	PROBANKA 9 th ZDAJA	250,000	100.00	100.00	EUR	25,000,000	34,792,500
49	REPUBLIKA SLOVENIJA 32 nd ISSUE	238,655	103.80	100.00	EUR	24,772,389	34,475,734
50	NLB 20 th ISSUE	57,100	0.00	417.29	EUR	23,827,259	33,160,396
51	ABANKA VIPA 11 th ISSUE	500,000	99.70	41.73	EUR	20,802,405	28,950,707
52	CIMOS 1 st ISSUE	200,000	102.80	100.00	EUR	20,560,000	28,613,352
53	BANKA CELJE 9 th ISSUE	50,000	96.40	417.29	EUR	20,113,378	27,991,788

Izdaja	Number of issued bonds	Price as of 31 Dec 2008	Principal amt. as of 31 Dec 2008	Currency of denomination	Market capitalisation as of 31 Dec 2008 (in EUR)	Market capitalisation as of 31 Dec 2008 (in USD)	
54	ABANKA VIPA 12 th ISSUE	500,000	95.50	41.73	EUR	19,926,075	27,731,119
55	ABANKA VIPA 10 th ISSUE	21,000	94.30	1,000.00	EUR	19,803,000	27,559,835
56	POŠTNA BANKA SLOVENIJE 7 th ISSUE	40,000	104.00	417.29	EUR	17,359,264	24,158,888
57	ABANKA VIPA 7 th ISSUE	173,000	98.50	100.00	EUR	17,040,500	23,715,264
58	POTEZA SKUPINA 1 st ISSUE	15,415		1,000.00	EUR	15,415,000	21,453,056
59	ABANKA 6 th ISSUE	135,000	100.50	100.00	EUR	13,567,500	18,881,890
60	FACTOR BANKA 11 th ISSUE	13,000	103.70	1,000.00	EUR	13,481,000	18,761,508
61	FACTOR BANKA 20 th ISSUE	13,090	99.00	1,000.00	EUR	12,959,100	18,035,179
62	BANKA DOMŽALE 1 st ISSUE	125,000	0.00	100.00	EUR	12,500,000	17,396,250
63	PROBANKA 7 th ISSUE	120,000	102.00	100.00	EUR	12,240,000	17,034,408
64	BANKA CELJE 8 th ISSUE	125,000	95.76	100.00	EUR	11,970,000	16,658,649
65	FACTOR BANKA 14 th ISSUE	1,216	98.00	10,000.00	EUR	11,916,800	16,584,611
66	FACTOR BANKA 19 th ISSUE	12,155	96.30	1,000.00	EUR	11,705,265	16,290,217
67	ABANKA VIPA 8 th ISSUE	100,000	101.80	100.00	EUR	10,180,000	14,167,506
68	BANKA CELJE 7 th ISSUE	100,000	100.20	100.00	EUR	10,020,000	13,944,834
69	FACTOR BANKA 12 th ISSUE	2,500,000	95.27	4.17	EUR	9,931,898	13,822,222
70	ABANKA VIPA 9 th ISSUE	100,000	96.31	100.00	EUR	9,631,000	13,403,463
71	PROBANKA 8 th ISSUE	92,000	100.00	100.00	EUR	9,200,000	12,803,640
72	FACTOR BANKA 15 th ISSUE	9,000	102.00	1,000.00	EUR	9,180,000	12,775,806
73	FACTOR BANKA 21 st ISSUE	7,338	99.00	1,000.00	EUR	7,264,620	10,110,172
74	KB1909 1 st ISSUE	10,000	102.50	600.00	EUR	6,150,000	8,558,955
75	FACTOR BANKA 9 th ISSUE	5,927	99.00	1,000.00	EUR	5,867,730	8,166,120
76	POTEZA NALOŽBE	100,000	100.60	58.01	EUR	5,836,178	8,122,209
77	FACTOR BANKA 16 th ISSUE	500	105.00	10,000.00	EUR	5,250,000	7,306,425
78	FMR	50,000	103.00	100.00	EUR	5,150,000	7,167,255
79	DEOS 1 st ISSUE	58,259	100.02	88.09	EUR	5,133,062	7,143,682
80	BANKA ZASAVJE 3 rd ISSUE	5,000	100.53	1,000.00	EUR	5,026,500	6,995,380
81	REPUBLIKA SLOVENIJA 44 th ISSUE	106,483	106.20	41.73	EUR	4,719,035	6,567,481
82	POŠTNA BANKA SLOVENIJE 6 th ISSUE	10,000	104.00	417.29	EUR	4,339,816	6,039,722
83	FACTOR BANKA 6 th ISSUE	10,000	100.00	419.65	EUR	4,196,510	5,840,283
84	DELO PRODAJA 1 st ISSUE	200,000	101.69	10.00	EUR	2,033,800	2,830,439
85	STANOVANJSKI SKLAD RS 3 rd ISSUE	20,000	105.44	83.44	EUR	1,759,923	2,449,285
86	HOTELI BERNARDIN	20,000	100.35	83.57	EUR	1,677,250	2,334,229
87	STANOVANJSKI SKLAD RS 1 st ISSUE	70,965	100.50	9.61	EUR	685,384	953,848
88	BANKA VIPA 7 th ISSUE	10,000	98.00	50.00	EUR	490,000	681,933
89	SIP STROJNA INDUSTRIJA 1 st ISSUE B SERIES	17,250		20.46	EUR	352,935	491,180
90	BANKA VIPA 6 th ISSUE	10,000	100.00	25.00	EUR	250,000	347,925
	TOTAL					6,795,363,049	9,457,106,756

EXCHANGE RATE	1 EUR=	1.3917	USD as of 31 Dec 2008
---------------	--------	--------	-----------------------

MARKET CAPITALISATION OF OPEN-END FUNDS

	Mutual fund / ETF	Number of coupons traded	Price as of 31 Dec 2008	Market capitalisation as of 31 Dec 2008 (in EUR)	Market capitalisation as of 31 Dec 2008 (in USD)
1	INFOND GLOBAL	6,522,858	7.80 EUR	50,878,292	70,807,320
2	PROBANKA GLOBALNI NALOŽBENI SKLAD	78,019,673	0.600 EUR	46,811,804	65,147,987
3	INFOND DYNAMIC	5,098,613	3.50 EUR	17,845,146	24,835,089
4	MP-BALKAN.SI	387,408	23.32 EUR	9,034,355	12,573,111
5	MP-EUROSTOCK.SI	1,072,894	4.04 EUR	4,334,492	6,032,312
6	INDEKSNI VZAJEMNI SKLAD PB BIOTECH INDEX	568,275	0.970 EUR	551,227	767,142
7	INDEKSNI VZAJEMNI SKLAD PB URANIUM INDEX	824,081	0.360 EUR	296,669	412,874
	TOTAL			129,751,984	180,575,836

MARKET CAPITALISATION OF CLOSE-END FUNDS

	Investment company	Number of shares traded	Price as of 31 Dec 2008	Market capitalisation as of 31 Dec 2008 (in EUR)	Market capitalisation as of 31 Dec 2008 (in USD)
1	NFD 1 DELNIŠKI INVESTICIJSKI SKLAD	160,580,300	0.857 EUR	137,617,317	191,522,020
2	KRONA SENIOR ID	6,895,504	5.50 EUR	37,925,272	52,780,601
3	KD ID	9,181,542	3.66 EUR	33,604,444	46,767,304
4	ZVON ENA ID	2,277,577	6.50 EUR	14,804,251	20,603,075
	TOTAL			223,951,283	311,673,001

EXCHANGE RATE 1 EUR= 1.3917 USD as of 31 Dec 2008

E) OTHER

E1) INDICATORS AS OF 31 DECEMBER 2008

ISSUE	Price as of 31 Dec 2008	Total net profit (loss) in 000 EUR in 2007	Earning per share as of 31 Dec 2007	P / E ⁽¹⁾	Dividend for 2007	Dividend yield	Book value as of 31 Dec 2007	P / B ⁽¹⁾	Turnover ratio ⁽²⁾
PRIME MARKET SHARES									
Gorenje	10.51 EUR	22,672 EUR	1.90 EUR	5.53	0.450 EUR	4.28%	24.32 EUR	0.43	11.89%
Intereuropa	8.73 EUR	26,063 EUR	3.298 EUR	2.65	0.58 EUR	6.64%	22.04 EUR	0.40	8.37%
Krka	48.27 EUR	132,552 EUR	3.92 EUR	12.31	0.91 EUR	1.89%	19.27 EUR	2.50	13.44%
Luka Koper ⁽⁴⁾	20.97 EUR	30,124 EUR	2.15 EUR	9.75	0.55 EUR	2.62%	24.13 EUR	0.87	6.30%
Mercator	158.08 EUR	43,755 EUR	11.79 EUR	13.41	4.25 EUR	2.69%	183.37 EUR	0.86	6.75%
Petrol	268.82 EUR	53,256 EUR	25.84 EUR	10.40	5.90 EUR	2.19%	211.93 EUR	1.27	4.72%
Telekom Slovenije	118.60 EUR	88,340 EUR	13.58 EUR	8.73	12.80 EUR	10.79%	162.78 EUR	0.73	4.92%
PRIME MARKET AVERAGE ⁽⁶⁾				10.55		3.92%		1.13	
Abanka Vipava	62.78 EUR	36,810 EUR	6.71 EUR	9.36	1.01 EUR	1.61%	64.30 EUR	0.98	1.12%
Aerodrom ⁽⁴⁾	25.00 EUR	16,702 EUR	4.40 EUR	5.68	1.10 EUR	4.40%	29.05 EUR	0.86	13.05%
Delo Prodaja ⁽⁵⁾	27.50 EUR	4,884 EUR	8.534 EUR	3.22	0.70 EUR	2.55%	38.87 EUR	0.71	1.96%
Etol	169.50 EUR	2,792 EUR	10.97 EUR	15.46	3.92 EUR	2.31%	154.07 EUR	1.10	4.75%
Iskra Avtoelektrika	40.00 EUR	4,662 EUR	2.90 EUR	13.77	0.75 EUR	1.88%	28.07 EUR	1.43	1.15%
Istrabenz	23.54 EUR	112,647 EUR	21.75 EUR	1.08	3.79 EUR	16.10%	78.60 EUR	0.30	2.35%
Kompas MTS	19.50 EUR	(1,329 EUR)	(2.23 EUR)	⁽³⁾			79.62 EUR	0.24	0.01%
Minotest	5.00 EUR	273 EUR	0.11 EUR	43.72	0.04 EUR	0.80%	10.25 EUR	0.49	0.17%
Nika ⁽⁵⁾	14.80 EUR	118 EUR	0.62 EUR	23.89			20.34 EUR	0.73	0.66%
Nova KBM	9.43 EUR	52,332 EUR	2.25 EUR	4.20	0.20 EUR	2.12%	14.50 EUR	0.65	29.47%
Pivovarna Laško	47.98 EUR	58,890 EUR	6.73 EUR	7.13	1.00 EUR	2.08%	34.41 EUR	1.39	7.87%
Pozavarovalnica Sava	11.45 EUR	20,218 EUR	2.57 EUR	4.45			20.84 EUR	0.55	21.85%
Salus ⁽⁵⁾	400.00 EUR	14,385 EUR	114.00 EUR	3.51	40.00 EUR	10.00%	421.33 EUR	0.95	2.01%
Sava	253.21 EUR	39,293 EUR	19.61 EUR	12.91	3.00 EUR	1.18%	270.75 EUR	0.94	3.26%
Terme Čatež	195.00 EUR	3,978 EUR	8.06 EUR	24.20	4.35 EUR	2.23%	168.66 EUR	1.16	6.17%
Zavarovalnica Triglav ⁽⁷⁾	15.26 EUR	51,939 EUR	2.28 EUR	6.68	0.25 EUR	1.64%	25.79 EUR	0.59	8.57%
Žito	88.85 EUR	4,287 EUR	12.15 EUR	7.31	4.60 EUR	5.18%	195.23 EUR	0.46	4.07%
STANDARD MARKET AVERAGE ⁽⁶⁾				6.21		2.57%		0.75	

Calculated on the basis of last audited consolidated financial statements. Average number of shares traded in last 2 years has been used for the calculations.

(1) P / E = price / earnings per share.

(2) Yearly turnover / average market capitalisation (based on data at the end of current month, before 6 months and before 12 months).

(3) Not applicable.

(4) By Aerodrom Ljubljana P / E is calculated on all shares.

(5) Calculated on the basis of audit consolidated financial statements based on Slovene accounting standards.

(6) Average ratios:

Average P/E = total market capitalisation of common shares listed (31 Dec 2008) / total net profit of companies listed on prime market or official market (in 2007), adjusted with share of listed securities.

Average div. yield = total dividends, paid by the companies listed in 2007 or 2008, adjusted with share of listed securities / total market capitalisation of common shares on prime market or official market (31 Dec 2008).

Average price / book value = total market capitalisation of common shares listed (31 Dec 2008) / total equity of companies listed on prime market or official market (31 Dec 2007), adjusted with share of listed securities.

(7) Values adjusted according to the share split ratio (1:4).

E2) RECORD VALUES

RECORD DAILY TURNOVER IN 2008

6 Oct 2008

	Turnover (in EUR)	Number of bargains	Volume in pieces
Order book trades	3,180,191	969	148,242
Cross trades (excluding block trades)	175,494	87	13,065
Block trades	25,294,535	1	604,998
Total	28,650,220	1,057	766,305

MAX AND MIN VALUE OF TURNOVER AND INDICES

	In 2008		1989-2007	
Monthly turnover - block trades excluded (in 000 EUR)	199,185.94	April	250,231.98	July 2006
Daily turnover - block trades excluded (in 000 EUR)	28,650.22	6 Oct 2008	42,083.43	10 Dec 2007
Number of bargains per day - block trades excluded	3,483.00	23 Jan 2008	6,391.00	27 Dec 2002
Value of block trade (in 000 EUR)	25,294.54	6 Oct 2008	75,012.95	23 Nov 2005
Max value of SBI 20 index	11,408.00	4 Jan 2008	12,242.01	31 Aug 2007
Min value of SBI 20 index	3,460.30	23 Dec 2008	891.93	10 Sep 1996
Max value of SBI TOP index	2,520.56	4 Jan 2008	2,674.69	31 Aug 2007
Min value of SBI TOP index	801.65	23 Dec 2008	534.14	8 Jul 2003
Other				
Market capitalisation of shares in EURm	17,923.60	31 Jan 2008	19,806	31 Aug 2007
End of month share in market cap of foreign investors	7.06%	31 Dec 2008	19.68%	31 Dec 2002

E3) NEW LISTED AND DELISTED SECURITIES AND CHANGES IN 2008

NEW LISTED SECURITIES

EQUITY MARKET - STANDARD MARKET

Issuer	Trading code	Type of share	Nominal value	Listing date	First trading day
POZAVAROVALNICA SAVA	POSR	common	no par value	11 Jun 2008	12 Jun 2008
ZAVAROVALNICA TRIGLAV	ZVTG	common	no par value	9 Sep 2008	9 Sep 2008
ABANKA VIPA	ABKN	common	no par value	27 Oct 2008	27 Oct 2008

EQUITY MARKET - ENTRY MARKET

Issuer	Trading code	Type of share	Listing date	First trading day
SIVENT	SING	common	21 Feb 2008	27 Feb 2008
FINETOL	FINR	common	25 Feb 2008	29 Feb 2008
D NALOŽBE	DFNR	common	28 Mar 2008	28 Mar 2008
DATALAB	DATR	common	30 Jun 2008	30 Jun 2008

BOND MARKET

Issuer	Trading code	Nomin. value of issue	Issue	Listing date	First trading day
REPUBLIKA SLOVENIJA	RS63	1,000,000,000 EUR	63 rd issue	7 Feb 2008	7 Feb 2008
FACTOR BANKA	FB16	5,000,000 EUR	16 th issue	12 Mar 2008	19 Mar 2008
FACTOR BANKA	FB19	12,155,000 EUR	19 th issue	12 Mar 2008	19 Mar 2008
PROBANKA	PRB9	25,000,000 EUR	9 th issue	11 Apr 2008	16 Apr 2008
FACTOR BANKA	FB20	13,090,000 EUR	20 th issue	12 Jun 2008	12 Jun 2008
DROGA KOLINSKA	DRK1	30,000,000 EUR	1 st issue	1 Jul 2008	1 Jul 2008
BANKA CELJE	BCE11	50,000,000 EUR	11 th issue	11 Jul 2008	11 Jul 2008
DELO PRODAJA	DPR1	2,000,000 EUR	1 st issue	21 Aug 2008	21 Aug 2008
FACTOR BANKA	FB21	7,338,000 EUR	21 st issue	9 Sep 2008	12 Sep 2008
NOVA LJUBLJANSKA BANKA	BDM1	12,500,000 EUR	1 st issue	19 Sep 2008	19 Sep 2008
NOVA LJUBLJANSKA BANKA	NLB24	100,000,000 EUR	24 th issue	19 Sep 2008	19 Sep 2008
POTEZA GROUP	PSN1	15,415,000 EUR	1st issue	4 Dec 2008	8 Dec 2008
SLOVENSKA IZVOZNA IN RAZVOJNA BANKA	SI01	2,500,000,000 EUR	1st issue	19 Dec 2008	24 Dec 2008
PROBANKA	PRB10	30,000,000 EUR	10th issue	23 Dec 2008	30 Dec 2008

FUND MARKET

Mutual fund	Trading code	Type of fund	Price of first trade	Listing date	First trading day
PB BIOTECH INDEX	PBDBI	ETF / index linked	0.963 EUR	17 Jun 2008	23 Jun 2008
PB URANIUM INDEX	PBDUI	ETF / index linked	0.982 EUR	17 Jun 2008	23 Jun 2008
INFOND GLOBAL	INDGL	actively managed fund	10.09 EUR	10 Oct 2008	10 Oct 2008
INFOND DYNAMIC	INDDY	actively managed fund	3.90 EUR	24 Oct 2008	24 Oct 2008

DELISTED SECURITIES

EQUITY MARKET - PRIME MARKET

Issuer	Trading code	Type of share	Delisting date
MERKUR	MER	common	7 Mar 2008

EQUITY MARKET - STANDARD MARKET

Issuer	Trading code	Type of share	Delisting date
GEODETSKI ZAVOD SLOVENIJE	GZRG	common	7 Jan 2008
ACH	ACLG	common	22 Aug 2008

EQUITY MARKET - ENTRY MARKET

Issuer	Trading code	Type of share	Delisting date
DZS	DZS	common	29 May 2008
TOVARNA SLADKORJA ORMOŽ	TSOG	common	2 Jul 2008
HIDROTEHNIK	VHLG	common	29 Jul 2008
ETRA 33	ETRG	common	29 Aug 2008
LIZ INŽENIRING	LIZG	common	15 Sep 2008
KRONA HOLDING	KRHR	common	27 Nov 2008
JADRAN	JASG	common	4 Dec 2008

CLOSED-END FUND MARKET

Issuer	Trading code	Type of share	Delisting date
MAKSIMA ID	MAIR	common	29 May 2008
INFOND ID	IFIR	common	29 Aug 2008
INFOND ID 1	IFDR	common	13 Oct 2008

EXTENDED LISTING OF SECURITIES

EQUITY MARKET - PRIME MARKET

Issuer	Trading code	Type of share	Number of shares before extension	Number of shares after extension	Extension date
LUKA KOPER	LKPG	common	7,140,000	14,000,000	21 May 2008

EQUITY MARKET - STANDARD MARKET

Issuer	Trading code	Type of share	Number of shares before extension	Number of shares after extension	Extension date
PIVOVARNA LAŠKO	PILR	common	8,578,391	8,581,972	17 Jan 2008
PROBANKA	PRBP	preferred	396,235	396,295	5 Aug 2008
NOVA KBM	KBMR	common	23,357,984	26,081,979	30 Oct 2008

EQUITY MARKET - ENTRY MARKET

Issuer	Trading code	Type of share	Number of shares before extension	Number of shares after extension	Extension date
MP BPH	MPLR	common	80,000	800,000	14 Jan 2008 - split 1:10
ALPETOUR	APAG	common	385,831	497,847	14 May 2008
NFD HOLDING	NF2R	common	33,159,997	33,727,196	17 Jun 2008
AKTIVA NALOŽBE	ATPG	common	16,328,251	16,711,627	7 Nov 2008
AKTIVA NALOŽBE	ATPG	common	16,711,627	18,214,875	31 Dec 2008

REDUCED LISTING OF SECURITIES

EQUITY MARKET - STANDARD MARKET

Issuer	Trading code	Type of share	Number of shares before reduction	Number of shares after reduction	Reduction date
TERME ČATEŽ	TCRG	common	597,916	497,022	7 Mar 2008
ACH	ACLG	common	2,886,877	2,735,817	17 Apr 2008

EQUITY MARKET - ENTRY MARKET

Issuer	Trading code	Type of share	Number of shares before reduction	Number of shares after reduction	Reduction date
TOSAMA	TODG	common	295,670	290,000	20 Mar 2008

CLOSED-END FUND MARKET

Issuer	Trading code	Type of share	Number of shares before reduction	Number of shares after reduction	Reduction date
KRONA SENIOR ID	SNOG	common	7,316,086	6,895,504	11 Jun 2008

BOND MARKET

Issuer	Trading code	Issue	Number of bonds before reduction	Number of bonds after reduction	Reduction date
REPUBLIKA SLOVENIJA	RS38	38 th issue	820,216	688,470	3 Mar 2008
REPUBLIKA SLOVENIJA	RS54	54 th issue	3,000,000	1,957,000	3 Mar 2008
REPUBLIKA SLOVENIJA	RS57	57 th issue	6,629,324	6,223,274	3 Mar 2008
REPUBLIKA SLOVENIJA	RS44	44 th issue	296,493	183,396	11 Mar 2008
REPUBLIKA SLOVENIJA	RS50	50 th issue	571,596	531,370	11 Mar 2008
REPUBLIKA SLOVENIJA	RS54	54 th issue	1,957,000	1,828,310	11 Mar 2008
REPUBLIKA SLOVENIJA	RS18	18 th issue	500,000	450,166	11 Apr 2008
REPUBLIKA SLOVENIJA	RS44	44 th issue	183,396	106,483	11 Apr 2008
REPUBLIKA SLOVENIJA	RS48	48 th issue	600,000	564,652	11 Apr 2008
REPUBLIKA SLOVENIJA	RS50	50 th issue	531,370	485,270	11 Apr 2008
REPUBLIKA SLOVENIJA	RS53	53 rd issue	821,939	793,402	11 Apr 2008
REPUBLIKA SLOVENIJA	RS26	26 th issue	500,000	499,765	16 May 2008
REPUBLIKA SLOVENIJA	RS53	53 rd issue	793,402	792,909	16 May 2008

EXPIRED BONDS

Issuer	Trading code	Issue	Last trading day
BANKA CELJE	BCE6A	6 th issue	8 Feb 2007
FACTOR BANKA	FB13	13 th issue	21 Mar 2008
REPUBLIKA SLOVENIJA	RS52	52 nd issue	1 Apr 2008
REPUBLIKA SLOVENIJA	RS58	58 th issue	10 Apr 2008
NOVA LJUBLJANSKA BANKA	NLB12	12 th issue	24 Apr 2008
STANOVANJSKI SKLAD RS	SSR2	2 nd issue	7 May 2008
PROBANKA	PRB6	6 th issue	2 Jun 2008
ABANKA VIPA	AB13	13 th issue	24 Jun 2008
BANKA VIPA	VIP5	5 th issue	15 Jul 2008
POŠTNA BANKA SLOVENIJE	BCE5	5 th issue	31 Jul 2008
REPUBLIKA SLOVENIJA	RS39	39 th issue	8 Sep 2008
FACTOR BANKA	FB08	8 th issue	15 Oct 2008
NOVA LJUBLJANSKA BANKA	NLB14	14 th issue	14 Nov 2008

CHANGES IN NOMINAL VALUE

ISSUER	Past nominal value	Present nominal value	Number of shares traded	New trading code	Market	Change date
TERME ČATEŽ	6,000 SIT	no-par value	497,022	TCRG (no change)	Standard market	12 Mar 2008
TOSAMA	10,000 SIT	no-par value	290,000	TODG (no change)	Entry market	21 Mar 2008
ACH	1,000 SIT	no-par value	2,735,817	ACLG (no change)	Standard market	16 Apr 2008
MAKSIMA HOLDING	1,000 SIT	no-par value	6,399,850	MAHR (no change)	Entry market	2 Jun 2008
TEKSTINA	1,000 SIT	no-par value	1,127,293	TEAG (no change)	Entry market	11 Jun 2008
INTERTRADE ITA	10,000 SIT	no-par value	69,531	INGR (no change)	Entry market	31 Jun 2008
KOŠAKI TMI	10,000 SIT	no-par value	135,000	SALR (no change)	Entry market	14 Aug 2008
SALUS	1,000 SIT	no-par value	43,236	TKMG (no change)	Standard market	26 Aug 2008
ZVON ENA HOLDING	1,000 SIT	no-par value	12,431,743	ZVHR (no change)	Entry market	28 Aug 2008
TRDNJAVA HOLDING	1,000 SIT	no-par value	2,593,123	TR0R (no change)	Entry market	1 Sep 2008
TRDNJAVA I HOLDING	1,000 SIT	no-par value	891,750	TR1R (no change)	Entry market	1 Sep 2008
SAVA	10,000 SIT	no-par value	2,006,987	SAVA (no change)	Standard market	2 Sep 2008
NAMA	1,000 SIT	no-par value	953,795	NALN (no change)	Entry market	3 Sep 2008
ZVON DVA HOLDING	1,000 SIT	no-par value	14,120,934	ZV2R (no change)	Entry market	4 Sep 2008
PETROL	6,000 SIT	no-par value	2,086,301	PETG (no change)	Prime market	8 Sep 2008
VELANA	1,000 SIT	no-par value	1,409,645	VLJG (no change)	Entry market	9 Sep 2008
MKT PRINT	10,000 SIT	no-par value	103,954	MKTG (no change)	Entry market	10 Sep 2008
MERCATOR	10,000 SIT	no-par value	3,765,361	MELR (no change)	Prime market	19 Sep 2008
ALPOS	10,000 SIT	no-par value	144,913	APOG (no change)	Entry market	22 Sep 2008
MARINA PORTOROŽ	2,000 SIT	no-par value	313,932	MAPG (no change)	Entry market	20 Oct 2008
TERME DOBRNA	1,000 SIT	no-par value	692,542	ZDDG (no change)	Entry market	6 Nov 2008

F) LIST OF SECURITIES

F1) EQUITY MARKET

PRIME MARKET

	Issuer	Trading code	First trading day	Nominal value of issue listed	Number of shares traded	Isin code	Sector
1	GORENJE, VELENJE	GRVG	10 Nov 2000 (2 June 1998 free market)	no par value	14,030,000	SI 003110407 6	household appliances
2	INTEREUROPA, KOPER	IEKG	12 Jan 1998	no par value	7,902,413	SI 003110009 0	retail trade
3	LUKA KOPER	LKPG	20 Nov 1996	no par value	14,000,000	SI 003110134 6	transport
4	KRKA TOVARNA ZDRAVIL, NOVO MESTO	KRKG	4 Nov 1997	no par value	35,426,120	SI 003110212 0	pharmaceutical & chemical industry
5	MERCATOR, LJUBLJANA	MELR	22 Dec 1997	no par value	3,765,361	SI 003110008 2	commerce industry, agriculture
6	PETROL, LJUBLJANA	PETG	5 May 1997	no par value	2,086,301	SI 003110215 3	crude-oil and gas trade
7	TELEKOM SLOVENIJE	TLSG	2 Oct 2006	no par value	6,535,478	SI 003110429 0	telecommunication

STANDARD MARKET - COMMON SHARES

	Issuer	Trading code	First trading day	Nominal value of issue listed	Number of shares traded	Isin code	Sector
1	ABANKA VIPA	ABKN	27 Oct 2008	no par value	7,198,864	SI 002110860 8	banking
2	AERODROM, LJUBLJANA	AELG	8 Oct 1997	no par value	1,936,229	SI 003110327 6	airport services
3	DELO PRODAJA	DPRG	12 Feb 2001	no par value	593,549	SI 003110707 9	trade
4	ETOL, CELJE	ETOG	21 Feb 1997	no par value	254,619	SI 003110133 8	essential oils and fragrances production
5	ISKRA AVTOELEKTRIKA	IALG	16 Oct 2006	no par value	1,608,313	SI 003110704 6	production of electrical equipment for machinery and vehicles
6	ISTRABENZ, KOPER	ITBG	16 June 1997	no par value	5,180,000	SI 003110207 0	holding companies management
7	KOMPAS MTS	MTSG	8 Dec 2000	no par value	594,601	SI 003110370 6	catering service, border-crossing and tourist services
8	MLINOTEST, AJDOVŠČINA	MAJG	3 Apr 2000	no par value	2,389,177	SI 003110820 0	food processing industry
9	NIKA, BREŽICE	NIKN	23 June 1992	no par value	189,876	SI 003110079 3	financial consultancy and services
10	NOVA KBM	KBMR	10 Dec 2007	no par value	26,081,979	SI 002110405 2	banking
11	PIVOVARNA LAŠKO	PILR	1 Feb 2000	no par value	8,581,972	SI 003110741 8	brewery
12	POZAVAROVALNICA SAVA	POSR	12 Jun 2008	no par value	9,362,519	SI 002111051 3	reinsurance
13	SALUS, LJUBLJANA	SALR	16 Jan 1992	no par value	134,980	SI 003110568 5	full-line pharmaceutical wholesale
14	SAVA, KRANJ	SAVA	6 Jan 2000	no par value	2,006,987	SI 003110845 7	chemicals
15	TERME ČATEŽ	TCRG	26 Aug 1993	no par value	497,022	SI 003110063 7	health resort
16	ZAVAROVALNICA TRIGLAV	ZVTG	9 Sep 2008	no par value	22,735,148	SI 002111165 1	insurance company
17	ŽITO, LJUBLJANA	ZTOG	20 Mar 2000	no par value	355,792	SI 003110844 0	flour, bread, pasta and sweets production

STANDARD MARKET - PREFERRED SHARES

	Issuer	Trading code	First trading day	Nominal value of issue listed	Number of shares traded	Isin code	Sector
1	PROBANKA, MARIBOR	PRBP	30 Mar 1993	no par value	396,295	SI 002120040 5	banking

ENTRY MARKET - COMMON SHARES

	Issuer	Trading code	First trading day	Nominal value of issue listed	Number of shares traded	Isin code	Sector
1	AKTIVA NALOŽBE, LJUBLJANA	ATPG	27 Feb 2004	no par value	18,214,875	SI 002111216 2	holding companies management
2	ALPETOUR POTOVALNA AGENCIJA	APAG	2 Aug 2000	no par value	497,847	SI 003110989 3	passengers transport
3	ALPOS	APOG	10 Apr 2006	no par value	144,913	SI 003111342 4	production of metal goods and equipment
4	CENTER NALOŽBE	IFHR	22 Jul 2004	no par value	3,777,004	SI 002111308 7	holding companies management
5	CETIS, CELJE	CETG	10 Mar 1997	no par value	200,000	SI 003110084 3	paper industry and graphics
6	CINKARNA, CELJE	CICG	6 Mar 1998	no par value	814,626	SI 003110380 5	metallurgic and chemical industry
7	D NALOŽBE	DFNR	31 Mar 2008	no par value	90,810	SI 003111394 5	holding companies management
8	DATALAB	DATR	30 Jun 2008	no par value	106,519	SI 003111451 3	software development
9	ELMO, LJUBLJANA	IELG	22 Feb 2001	no par value	708,000	SI 003111026 3	electrical installations
10	FINETOL	FINR	29 Feb 2008	no par value	254,619	SI 002111396 2	holding companies management
11	GEA TOVARNA OLJA	GSBG	30 June 1996	no par value	1,254,960	SI 003110129 6	oil - producing industry
12	GORENJSKI TISK, KRANJ	GTKG	19 Sep 1996	no par value	963,349	SI 003110119 7	graphics services
13	GORIŠKE OPEKARNE, RENČE	GORG	8 Mar 1999	no par value	523,634	SI 003110499 3	production of different clay brick products
14	GRAND HOTEL UNION	GHUG	5 Jan 2000	no par value	1,814,613	SI 003110865 5	hotel industry
15	HELIOS, DOMŽALE	HDOG	19 Sep 1996	11,694,732 SIT	278,446	SI 003110114 8	intermediary on fuel, mine sector
16	HRAM HOLDING	ST1R	27 Jan 2004	no par value	4,346,667	SI 002111210 5	holding companies management
17	INFOND HOLDING	IFFR	23 Sept 2002	no par value	16,833,414	SI 002111076 0	holding companies management
18	INLES, RIBNICA	IHPG	8 Oct 1999	no par value	712,410	SI 003110745 9	production of furniture mechanical engineering
19	INTERTRADE ITA	INRG	20 Oct 1997	2,920,302 EUR	69,531	SI 003110333 4	representative
20	JAVOR, PIVKA	JPIG	13 Nov 2000	no par value	1,194,700	SI 003110910 9	production of plywood, bound and layer wood, fibre and other slabs
21	JELEN, SLOVENSKE KONJICE	JESG	29 Nov 1999	67,798,000 EUR	67,798	SI 003110430 8	restaurant & hotel capacities
22	JUTEKS, ŽALEC	JTKG	2 Nov 1999	no par value	641,432	SI 003110786 3	floor panel production on various linings
23	KD GROUP	KDHR	5 Feb 2001	no par value	2,675,640	SI 003111046 1	holding companies management
24	KOŠAKI TMI, MARIBOR	TKMG	11 Oct 1999	no par value	43,236	SI 003110424 1	secondary meat industry and production of meat products
25	KS NALOŽBE	KSFR	24 Dec 2007	no par value	3,909,878	SI 002111385 5	holding companies management

26	LESNINA	MILG	12 Jan 2002	no par value	76,495	SI 003111116 2	wholesale and retail of furniture
27	MARINA, PORTOROŽ	MAPG	19 Sep 1996	no par value	313,932	SI 003110058 7	nautical and hotel industry
28	MAKSIMA HOLDING	MAHR	6 May 2003	no par value	6,399,850	SI 002111151 1	holding companies management
29	MAKSIMA INVEST	MKIR	26 Oct 2004	no par value	7,451,949	SI 002111319 4	holding companies management
30	MEDVEŠEK PUŠNIK, LJUBLJANA	MPLR	12 Dec 1997	no par value	800,000	SI 002110324 5	financial consulting
31	MEDVEŠEK PUŠNIK DZU	MDUR	13 Dec 2007	no par value	75,000	SI 002111160 2	holding companies management
32	MELAMIN, KOČEVJE	MKOG	23 Sep 1996	no par value	349,913	SI 003110130 4	chemical industry
33	MERCATA	MR0R	27 Jul 2004	no par value	2,891,874	SI 002111199 0	holding companies management
34	MESNA INDUSTRIJA PRIMORSKE	MIPG	19 June 2000	no par value	1,978,742	SI 003110969 5	meat processing industry; wholesale and retail trade with provisions
35	MKT PRINT	MKTG	11 Oct 1999	no par value	103,954	SI 003110094 2	printing, publishing, retail and wholesale
36	MODRA LINIJA HOLDING	MLHR	20 Nov 2002	no par value	2,192,411	SI 002111058 8	holding companies management
37	M1	MR1R	4 Aug 2004	no par value	3,932,515	SI 002111311 1	holding companies management
38	NAMA, LJUBLJANA	NALN	30 Apr 2004	no par value	953,795	SI 003110269 0	retail trade and renting of business premises
39	NFD HOLDING	NF2R	10 Dec 2003	no par value	33,727,196	SI 002111200 6	holding companies management
40	NIKO, ŽELEZNIKI	NKPG	17 Sep 1999	no par value	35,875	SI 003110717 8	office material, industrial paper-clips, electromagnets and other metal mechanisms production
41	PLAMA PUR	POPG	6 Dec 1999	no par value	686,798	SI 003110822 6	production and refashioning of poluretanic (plastic) foams
42	KD	SKDR	21 Dec 2000	no par value	186,436	SI 003111016 4	holding companies management
43	SIVENT	SING	27 Feb 2008	no par value	1,229,712	SI 002111139 6	venture capital investing
44	SLOVENIJALES, LJUBLJANA	SLLG	8 May 1996	no par value	273,377	SI 003110040 5	commerce, engineering, representation
45	TEKSTINA, AJDOVŠČINA	TEAG	12 Feb 1997	no par value	1,127,293	SI 003110221 1	textile industry
46	TERME DOBRNA	ZDDG	5 July 1999	no par value	692,542	SI 003110539 6	medical services, tourist and hotel trade
47	TOSAMA, DOMŽALE	TODG	13 Sep 1996	no par value	290,000	SI 003110136 1	sanitary material production
48	TRDNJAVA HOLDING	TR0R	31 Mar 2004	no par value	2,593,123	SI 0021111219 6	holding companies management
49	TRDNJAVA I HOLDING	TR1R	31 Mar 2004	no par value	891,750	SI 002111220 4	holding companies management
50	TRIGLAV NALOŽBE	TRSG	7 Apr 2004	no par value	13,182,366	SI 002111223 8	holding companies management
51	TUB SWATY, MARIBOR	TUBG	30 Dec 1997	no par value	288,940	SI 003110344 1	production and trade of knife grinders
52	VELANA, LJUBLJANA	VLJG	23 Dec 2002	no par value	1,409,645	SI 003110069 4	non-clothing textile manufacturer
53	VIPA HOLDING	VHDR	5 Nov 2003	no par value	7,347,565	SI 002111131 3	other financial intermediation
54	ZDRAVILIŠČE ROGAŠKA	RGS	11 Feb 1999	901,581,000 EUR	901,581	SI 003110489 4	health resort
55	ZLATA MONETA II finančna družba	ZM2R	13 Nov 2003	no par value	8,232,861	SI 002111198 2	other financial intermediation
56	ZVON ENA HOLDING	ZVHR	30 Oct 2003	no par value	12,431,743	SI 002111177 6	holding companies management
57	ZVON DVA HOLDING	ZV2R	25 Feb 2004	no par value	14,120,934	SI 002111215 4	holding companies management
58	ŽELEZARNA RAVNE - MONTER DRAVOGRAD	ZMDG	17 Sep 1999	no par value	336,225	SI 003110696 4	management of investment portfolios of subsidiaries

ENTRY MARKET - PREFERRED SHARES

	Issuer	Trading code	First trading day	Nominal value of issue listed	Number of shares traded	Isin code	Sector
1	KD GROUP	KDHP	18 July 2001	no par value	266,413	SI 003120050 2	holding companies management
2	PRVA GROUP	PPDG	20 Jul 2005	7,140,000 EUR	170,000	SI 002120064 5	pension insurance
3	ZDRAVILIŠČE ROGAŠKA	RGP	11 Feb 1999	56,204,000 EUR	28,102	SI 003120028 8	health resort

F) LIST OF SECURITIES

F2) BOND MARKET

CORPORATE BONDS

	Issuer	Trading code	First trading day	Nominal value of issue traded	Coupon interest rate	Maturity	Sector
1	ABANKA VIPA	AB06	25 Nov 2002	13,500,000 EUR	5.9% p.a.	2002-2009	banking
2	ABANKA VIPA	AB07	30 Oct 2003	17,300,000 EUR	5.3% p.a.	2003-2010	banking
3	ABANKA VIPA	AB08	16 Oct 2006	10,000,000 EUR	4.9% p.a.	2003-2011	banking
4	ABANKA VIPA	AB09	16 Oct 2006	10,000,000 EUR	4.7% p.a.	2003-2011	banking
5	ABANKA VIPA	AB10	16 Oct 2006	21,000,000 EUR	4.6% p.a.	2004-2011	banking
6	ABANKA VIPA	AB11	30 Jun 2006	20,865,000 EUR	4.0% p.a.	2005-2010	banking
7	ABANKA VIPA	AB12	30 Jun 2006	20,865,000 EUR	3.8% p.a.	2005-2010	banking
8	ABANKA VIPA	VIP6	6 Mar 2000	2,000,000 EUR	5.5% p.a.	1999-2009	banking
9	ABANKA VIPA	VIP7	19 July 2001	2,000,000 EUR	6.2% p.a.	2001-2010	banking
10	BANKA CELJE	BCE9	16 Oct 2006	20,864,500 EUR	3.8% p.a.	2005-2010	banking
11	BANKA CELJE	BCE7	17 Nov 2003	10,000,000 EUR	5.15% p.a.	2003-2010	banking
12	BANKA CELJE	BCE8	26 Oct 2004	12,500,000 EUR	4.9% p.a.	2004-2011	banking
13	BANKA CELJE	BCE10	12 Sep 2007	37,000,000 EUR	5.0% p.a.	2007-2017	banking
14	BANKA CELJE	BCE11	11 Jul 2008	50,000,000 EUR	6m EURIBOR + 200 b.p.	2008-openend	banking
15	BANKA ZASAVJE	BZ03	27 Jul 2004	5,000,000 EUR	4.5% p.a.	2004-2011	banking
16	CIMOS	CIM1	21 Jul 2005	20,000,000 EUR	5.75% p.a.	2004-2011	automobile industry performing financial engineering, preparatory, organization and policy making of building, maintenance of road network and management of super highways in Republic of Slovenia
17	DARS	DRS1	30 Dec 2004	56,042,047 EUR	5.1% p.a.	2004-2024	performing financial engineering, preparatory, organization and policy making of building, maintenance of road network and management of super highways in Republic of Slovenia
18	DARS	DRS2	8 Nov 2005	61,758,920 EUR	4.5% p.a.	2005-2025	performing financial engineering, preparatory, organization and policy making of building, maintenance of road network and management of super highways in Republic of Slovenia
19	DARS	DRS3	3 Feb 2006	42,563,580 EUR	4,0% p.a.	2005-2020	performing financial engineering, preparatory, organization and policy making of building, maintenance of road network and management of super highways in Republic of Slovenia
20	DELO PRODAJA	DPR1	21 Aug 2008	2,000,000 EUR	6m EURIBOR + 0,6%	2008-2018	trade
21	DEOS	DEO1	28 Sep 2005	5,825,900 EUR	6% p.a.	2004-2014	the construction and maintenance of safe homes
22	DROGA KOLINSKA	DRK1	1 Jul 2008	30,000,000 EUR	5,50% p.a.	2007-2010	
23	FACTOR BANKA	FB14	7 Mar 2007	12,160,000 EUR	4,0% p.a.	2006-2012	banking
24	FACTOR BANKA	FB15	4 May 2007	9,000,000 EUR	6m EURIBOR + 1,05% p.a.	2006-2012	banking
25	FACTOR BANKA	FB16	19 Mar 2008	5,000,000 EUR	5,75% p.a.	2007-openend	banking
26	FACTOR BANKA	FB17	2 Oct 2007	25,000,000 EUR	6m EURIBOR + 60 b.p.	2007-2011	banking
27	FACTOR BANKA	FB19	19 Mar 2008	12,155,000 EUR	6m EURIBOR + 95 b.p.	2007-2010	banking
28	FACTOR BANKA	FB06	23 May 2005	4,196,500 EUR	2 % + 6month EURIBOR	2002-2009	banking
29	FACTOR BANKA	FB09	10 May 2005	5,927,000 EUR	4,8% p.a.	2004-2014	banking
30	FACTOR BANKA	FB11	25 Oct 2005	13,000,000 EUR	1.5% + 6 month EURIBOR	2005-2020	banking
31	FACTOR BANKA	FB12	7 Mar 2006	10,425,000 EUR	3,75% p.a.	2005-2010	banking
32	FACTOR BANKA	FB20	12 Jun 2008	13,090,000 EUR	6m EURIBOR + 160 b.p.	2008-2013	banking
33	FACTOR BANKA	FB21	12 Sep 2008	7,338,000 EUR	6m EURIBOR + 160 b.p.	2008-2013	banking
34	FMR	FMR1	5 May 2005	5,000,000 EUR	4,6 % p.a.	2004-2009	holding companies management
35	HOTELI BERNARDIN	HTB1E	28 June 1999	10,225,800 EUR	8,5% p.a.	1999-2009	hotel and restaurant activities
36	KB1909	KBG1	10 Oct 2007	10,000,000 EUR	6m EURIBOR + 125 b.p.	2006-2011	financial services and holding companies management
37	KD HOLDING	KDH1	16 Dec 2005	40,000,000 EUR	5,45% p.a.	2005-2015	holding companies management
38	KD HOLDING	KDH2	7 Apr 2006	40,000,000 EUR	4,85% p.a.	205-2015	holding companies management
39	NOVA KBM	KBM5	26 Oct 2004	25,037,400 EUR	5,3% p.a.	2004-2009	banking
40	NOVA KBM	KBM7	30 Jun 2005	29,210,300 EUR	4,1% p.a.	2004-2011	banking
41	NOVA KBM	KBM8	30 Jun 2005	29,210,300 EUR	3,9% p.a.	2005-2010	banking
42	NOVA LJUBLJANSKA BANKA	BDM1	19 Sep 2008	12,500,000 EUR	6m EURIBOR + 140 b.p.	2008-2013	banking
43	NOVA LJUBLJANSKA BANKA	NLB15	16 Oct 2006	54,717,569 EUR	4,8% p.a.	2004-2012	banking
44	NOVA LJUBLJANSKA BANKA	NLB11	18 Jun 2003	26,326,000 EUR	5,1% p.a.	2002-2009	banking
45	NOVA LJUBLJANSKA BANKA	NLB13	14 Nov 2003	48,962,722 EUR	7% p.a.	2003-2013	banking
46	NOVA LJUBLJANSKA BANKA	NLB16	30 Jun 2005	32,363,761 EUR	4,0% p.a.	2004-2009	banking
47	NOVA LJUBLJANSKA BANKA	NLB17	30 Jun 2005	42,435,889 EUR	3,85% p.a.	2005-2011	banking
48	NOVA LJUBLJANSKA BANKA	NLB18	29 Dec 2005	62,593,500 EUR	4,15% p.a.	2005-2015	banking
49	NOVA LJUBLJANSKA BANKA	NLB19	29 Dec 2005	41,729,000 EUR	4,0% p.a.	2005-2016	banking
50	NOVA LJUBLJANSKA BANKA	NLB20	25 Aug 2006	23,827,259 EUR	3,75% p.a. first 3 years, then 6m EURIBOR + 30 b.p.	2006-2013	banking
51	NOVA LJUBLJANSKA BANKA	NLB21	27 Dec 2006	29,001,655 EUR	4,0% p.a.	2006-2009	banking
52	NOVA LJUBLJANSKA BANKA	NLB22	11 Jan 2007	29,894,000 EUR	6m EURIBOR + 25 b.p.	2006-2011	banking
53	NOVA LJUBLJANSKA BANKA	NLB23	28 Nov 2007	54,200,000 EUR	3m EURIBOR + 20 b.p.	2007-2012	banking
54	NOVA LJUBLJANSKA BANKA	NLB24	19 Sep 2008	100,000,000 EUR	6m EURIBOR + as specified in Prospectus 4.7	2008-2013	banking
55	POSLOVNI SISTEM MERCATOR	MEO1	16 Oct 2006	36,540,000 EUR	4,8% p.a.	2004-2011	commerce industry, agriculture
56	POŠTNA BANKA SLOVENIJE	PBS6	16 Oct 2006	4,172,900 EUR	4,4% p.a.	2004-2012	banking
57	POŠTNA BANKA SLOVENIJE	PBS7	16 Oct 2006	16,691,600 EUR	4,7% p.a.	2004-2011	banking
58	POTEZA GROUP	PSN1	8 Dec 2008	15,415,000 EUR	7,5% p.a.	2008-2011	holding companies management

59	POTEZA NALOŽBE	PNO1	29 Sep 2004	10,000,000 EUR	5.25% p.a.	2003-2011	enterprise and business counseling
60	PROBANKA, MARIBOR	PRB9	16 Apr 2008	25,000,000 EUR	3m EURIBOR + 1.5% (2.7 after 10 years)	2007-openend	banking
61	PROBANKA, MARIBOR	PRB7	16 Oct 2006	12,000,000 EUR	5.2% p.a.	2004-2010	banking
62	PROBANKA, MARIBOR	PRB8	16 Mar 2007	9,200,000 EUR	3.9% p.a.	2006-2012	banking
63	PROBANKA, MARIBOR	PRB10	30 Dec 2008	30,000,000 EUR	6.1% p.a.	2008-2015	banking
64	SIP, STROJNA INDUSTRIJA SLOVENSKA IZVOZNA IN RAZVOJNA BANKA	SIPBE	19 June 2000	1,763,985 EUR	6% p.a.	1999-2009	manufacturing farm equipment
65		SI01	24 Dec 2008	250,000,000 EUR	6m EURIBOR + 100 b.p.	2008-2011	banking
66	STANOVANJSKI SKLAD RS	SSR1E	4 Jul 1996	3,628,440 EUR	6% p.a.	1995-2010	national mortgage agency
67	STANOVANJSKI SKLAD RS	SSR3	16 Oct 2006	8,345,800 EUR	TOM + 6.10% p.a.	2001-2011	national mortgage agency

INSURANCE

	Issuer	Trading code	First trading day	Nominal value of issue traded	Coupon interest rate	Maturity	Sector
1	ZAVAROVALNICA TRIGLAV	ZT01	2 Jun 2004	30,000,000 EUR	5.125% p.a.	2003-2013	insurance

MUNICIPAL and GOVERNMENT BONDS

	Issuer	Trading code	First trading day	Nominal value of issue traded	Coupon interest rate	Maturity	Sector
1	REPUBLIC OF SLOVENIA	RS18	15 May 2000	45,016,600 EUR	6% p.a.	2000-2010	government bond
2	REPUBLIC OF SLOVENIA	RS21	18 Nov 2002	52,155,239 EUR	1% p.a. + TOM *	2001-2015	government bond
3	REPUBLIC OF SLOVENIA	RS23	20 Feb 2001	40,000,000 EUR	6% p.a.	2001-2011	government bond
4	REPUBLIC OF SLOVENIA	RS26	14 June 2001	49,976,500 EUR	5.375% p.a.	2001-2011	government bond
5	REPUBLIC OF SLOVENIA	RS29	25 Jan 2002	55,000,000 EUR	5.375% p.a.	2002-2012	government bond
6	REPUBLIC OF SLOVENIA	RS32	25 Jan 2002	23,865,500 EUR	5.375% p.a.	2002-2012	government bond
7	REPUBLIC OF SLOVENIA	RS33	9 Apr 2002	127,166,004 EUR	8% p.a.	2002-2022	government bond
8	REPUBLIC OF SLOVENIA	RS38	30 Apr 2002	68,847,000 EUR	5.63% p.a.	2002-2017	government bond
9	REPUBLIC OF SLOVENIA	RS44	29 Nov 2002	4,443,536 EUR	6.65% p.a.	2002-2012	government bond
10	REPUBLIC OF SLOVENIA	RS48	10 Dec 2002	56,465,200 EUR	4.75% p.a.	2002-2012	government bond
11	REPUBLIC OF SLOVENIA	RS49	22 Jan 2003	29,632,020 EUR	4.75% p.a.	2003-2022	government bond
12	REPUBLIC OF SLOVENIA	RS50	11 Mar 2003	48,527,000 EUR	4.50% p.a.	2003-2013	government bond
13	REPUBLIC OF SLOVENIA	RS53	17 Apr 2003	79,290,900 EUR	4.875% p.a.	2003-2018	government bond
14	REPUBLIC OF SLOVENIA	RS54	29 Oct 2003	76,295,376 EUR	5.75% p.a.	2003-2013	government bond
15	REPUBLIC OF SLOVENIA	RS56	24 Feb 2004	202,023,193 EUR	4.875% p.a.	2004-2009	government bond
16	REPUBLIC OF SLOVENIA	RS57	29 Mar 2004	259,697,224 EUR	4.875% p.a.	2004-2014	government bond
17	REPUBLIC OF SLOVENIA	RS59	2 Feb 2005	1,066,332,031 EUR	4% p.a.	2005-2016	government bond
18	REPUBLIC OF SLOVENIA	RS60	14 Apr 2005	368,623,416 EUR	3.5 % p.a.	2005-2010	government bond
19	REPUBLIC OF SLOVENIA	RS61	24 Jan 2006	328,861,569 EUR	3.25 % p.a.	2006-2011	government bond
20	REPUBLIC OF SLOVENIA	RS62	24 Jan 2006	390,540,053 EUR	3.5 % p.a.	2005-2017	government bond
21	REPUBLIC OF SLOVENIA	RS63	11 Feb 2008	1,000,000,000 EUR	4.375 % p.a.	2008-2019	government bond
22	SLOVENSKA ODŠKODNINSKA DRUŽBA	SOS2E	7 Apr 1997	781,605,903 EUR	6 % p.a.	1996-2016	meeting commitments deriving from denationalisation process

* TOM (abbreviation for: "temeljna obrestna mera"- base interest rate) - indexation factor, calculated as twelve month average of monthly consumer price index

F3) FUND MARKET

	Open-end fund	Trading code	First trading day	Value of first trade	Number of coupons traded	Isin code	Type
1	Infond Global	INDGL	10 Oct 2008	10.09	6,522,858	SI 002140112 8	mutual fund
2	Infond Dynamic	INDDY	24 Oct 2008	3.90	5,098,613	SI 002140113 6	mutual fund
3	MP-BALKAN.SI	MPBL	24 Nov 2006	62.36	387,408	SI 002140002 1	mutual fund
4	MP-EUROSTOCK.SI	MPEU	16 Jun 2006	5.47	1,072,894	SI 002140001 3	mutual fund / ETF
3	PB Biotech Index	PBDBI	23 Jun 2008	0.963	568,275	SI 002140092 2	mutual fund / ETF
4	PB Uranium Index	PBDUI	23 Jun 2008	0.982	824,081	SI 002140093 0	mutual fund / ETF
3	Probanka globalni naložbeni sklad	PBGS	24 Nov 2006	0.710	78,019,673	SI 002140003 9	mutual fund

F4) CLOSED-END FUND MARKET

	Issuer	Trading code	First trading day	Nominal value of shares traded	Number of shares traded	Isin code	Sector
1	KD ID	KDIR	9 Feb 2001	no par value	9,181,542	SI 002111341 8	investment fund
2	KRONA SENIOR ID	SNOG	8 Dec 1998	no par value	6,895,504	SI 002110590 1	investment fund
3	NFD 1 DELNIŠKI INVESTICIJSKI SKLAD	NF1N	26 Oct 1998	no par value	160,580,300	SI 002110600 8	investment fund
4	ZVON ENA ID	ZVIR	24 Nov 2003	no par value	2,277,577	SI 002111178 4	investment fund