



MONTHLY STATISTICS  
LJUBLJANA STOCK EXCHANGE  
JANUARY 2009  
Year XV., No. 1/09

**TURNOVER**

| Market                  | Turnover<br>(in 000 EUR) | Volume in pieces | Number of<br>trades |
|-------------------------|--------------------------|------------------|---------------------|
| Shares                  | 26,977                   | 999,457          | 10,473              |
| Prime Market            | 20,619                   | 439,465          | 6,517               |
| Standard Market         | 5,316                    | 281,887          | 2,439               |
| Entry Market            | 1,042                    | 188,105          | 1,517               |
| Bonds                   | 8,067                    | 113,238          | 245                 |
| Investment coupons      | 397                      | 497,422          | 371                 |
| Closed-end Funds Shares | 948                      | 711,274          | 847                 |
| Short-term securities   | 0                        | 0                | 0                   |
| Total                   | 36,389                   | 2,231,391        | 11,936              |

**MARKET SIZE**

| Market                  | Market<br>capitalisation<br>(in EURm) | Number of<br>securities | Number of<br>issuers |
|-------------------------|---------------------------------------|-------------------------|----------------------|
| Shares                  | 8,596                                 | 84                      | 82                   |
| Prime Market            | 4,486                                 | 7                       | 7                    |
| Standard Market         | 2,534                                 | 18                      | 18                   |
| Entry Market            | 1,575                                 | 59                      | 57                   |
| Bonds                   | 7,067                                 | 89                      | 22                   |
| Investment coupons      | 133                                   | 7                       | 3                    |
| Closed-end Funds Shares | 245                                   | 4                       | 4                    |
| Total                   | 16,041                                | 184                     | 104                  |

**MONTHLY TURNOVER BY MARKETS  
IN 000 EUR - SHARES**

|        | Regulated market |              | Off-market<br>trades* |
|--------|------------------|--------------|-----------------------|
|        | Normal trades    | Block Trades |                       |
| jan.08 | 176,582          | 3,766        | 248,504               |
| feb.08 | 95,433           | 4,989        | 151,846               |
| mar.08 | 102,237          | 6,416        | 276,497               |
| apr.08 | 121,102          | 3,630        | 364,763               |
| may.08 | 47,608           | 6,722        | 150,773               |
| jun.08 | 42,957           | 1,651        | 175,915               |
| jul.08 | 43,690           | 7,681        | 94,723                |
| aug.08 | 26,774           | 4,975        | 170,282               |
| sep.08 | 71,739           | 2,931        | 252,186               |
| oct.08 | 86,192           | 1,570        | 203,769               |
| nov.08 | 50,776           | 789          | 109,498               |
| dec.08 | 41,450           | 917          | 373,776               |
| jan.09 | 26,547           | 430          | 54,004                |

\* appreciation of off-market transactions with listed securities based on volume of off-market transaction and their monthly average prices

**PRIME MARKET SHARES**

|                   | Turnover<br>(in 000 EUR) | Number of trades | Market<br>capitalisation<br>(in EURm) |
|-------------------|--------------------------|------------------|---------------------------------------|
| GORENJE           | 763                      | 614              | 164                                   |
| INTEREUROPA       | 542                      | 322              | 73                                    |
| KRKA              | 13,414                   | 3,736            | 1,924                                 |
| LUKA KOPER        | 716                      | 495              | 336                                   |
| MERCATOR          | 1,037                    | 309              | 604                                   |
| PETROL            | 1,754                    | 541              | 557                                   |
| TELEKOM SLOVENIJE | 2,395                    | 500              | 828                                   |
| SKUPAJ            | 20,619                   | 6,517            | 4,486                                 |

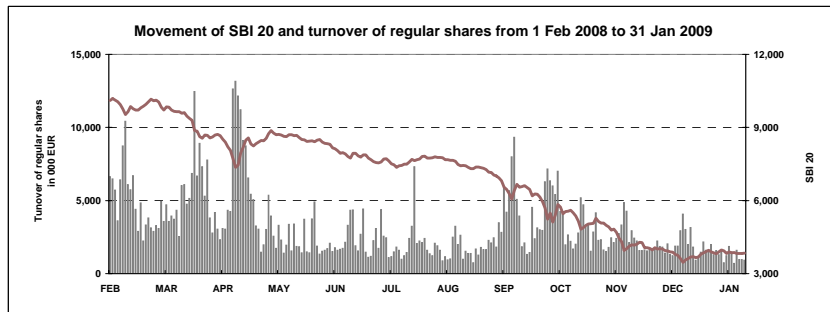
**MONTHLY TURNOVER BY MARKETS  
IN 000 EUR - OTHER SECURITIES**

|        | Regulated market |              | Off-market<br>trades* |
|--------|------------------|--------------|-----------------------|
|        | Normal trades    | Block trades |                       |
| jan.08 | 13,571           | 0            | 42,426                |
| feb.08 | 12,522           | 5,971        | 1,278,971             |
| mar.08 | 14,031           | 14,273       | 438,969               |
| apr.08 | 15,690           | 58,765       | 204,176               |
| may.08 | 14,464           | 3,430        | 103,887               |
| jun.08 | 11,973           | 6,291        | 180,208               |
| jul.08 | 8,934            | 404          | 159,862               |
| aug.08 | 6,660            | 1,450        | 98,979                |
| sep.08 | 15,303           | 5,910        | 182,701               |
| oct.08 | 18,460           | 50,857       | 247,663               |
| nov.08 | 11,606           | 9,369        | 74,317                |
| dec.08 | 17,241           | 16,038       | 132,789               |
| jan.09 | 6,065            | 3,347        | 153,211               |

\* appreciation of off-market transactions with listed securities based on volume of off-market transaction (Market Maker Trading Segment trades excluded) and their monthly average prices

**INDICES**

| STOCK EXCHANGE INDICES                  | Monthly return (31<br>Jan 2009 / 31 Dec<br>2008) | Annual return (31<br>Jan 2009 / 31 Jan<br>2008) |
|---|--|---|
| Slovene Stock Exchange Index<br>(SBI20) | 3.80%  | -62.54%   |
| Slovene Blue-Chip Index (SBI TOP)       | 5.35%  | -60.42%   |





**LJUBLJANA STOCK EXCHANGE**  
Investment Point of Slovenia.

ISSUER

Ljubljana Stock Exchange Inc.  
Slovenska 56  
1000 Ljubljana

INFORMATION

|                  |                                      |
|------------------|--------------------------------------|
| E-mail:          | info@ljse.si                         |
| Phone:           | +386 1 47-10-211<br>+386 1 47-10-318 |
| Contact persons: | Nataša Žabkar, Boštjan Šbül          |

STATISTICS ON WEB:

<http://www.ljse.si/cgi-bin/jve.cgi?doc=1989&sid=oW6SxKEMNaGgXs4b>

The screenshot displays the Ljubljana Stock Exchange (LJSE) website interface. At the top, there is a navigation bar with links for 'WHAT'S NEW', 'MARKET DATA', 'PRODUCTS & SERVICES', 'FOR ISSUERS', 'MEMBERS', and 'ABOUT THE LJSE'. The main content area is divided into several sections:

- INDICES on Jan 7, 2009 at 13:33:** A table showing the SBI20 and SBITOP indices with their values, absolute changes, and relative changes.
- SB120 and SBI TOP:** A line chart showing the performance of these indices over time.
- PRIME MARKET SHARES on Jan 7, 2009 at 13:33:** A table listing the top 5 trading volumes for various stocks, including symbols, values, changes, and turnover.
- TOP 3 GAINERS / DECLINERS on Jan 7, 2009 at 13:33:** A table showing the top performing and underperforming stocks, including symbols, values, number of trades, and relative changes.
- News and Announcements:** A section on the right side of the page listing recent market news and company announcements, such as 'KRKA, d. d., Novo mesto - Krka was not obliged to disclose...' and 'MERCATOR, d.d., Ljubljana - Sensitive information'.
- Left Sidebar:** Contains various utility links like 'LJSEPRIME', 'Going public', 'Locate a broker', 'LJSE trading real-time', and 'Data on securities'.
- Bottom Left:** A 'QUICK LINKS' section with shortcuts to 'Daily price list', 'Data archives', 'List of members', 'List of securities', 'LJSE Indices', and 'Statistical data'.

---

---

# INDEX

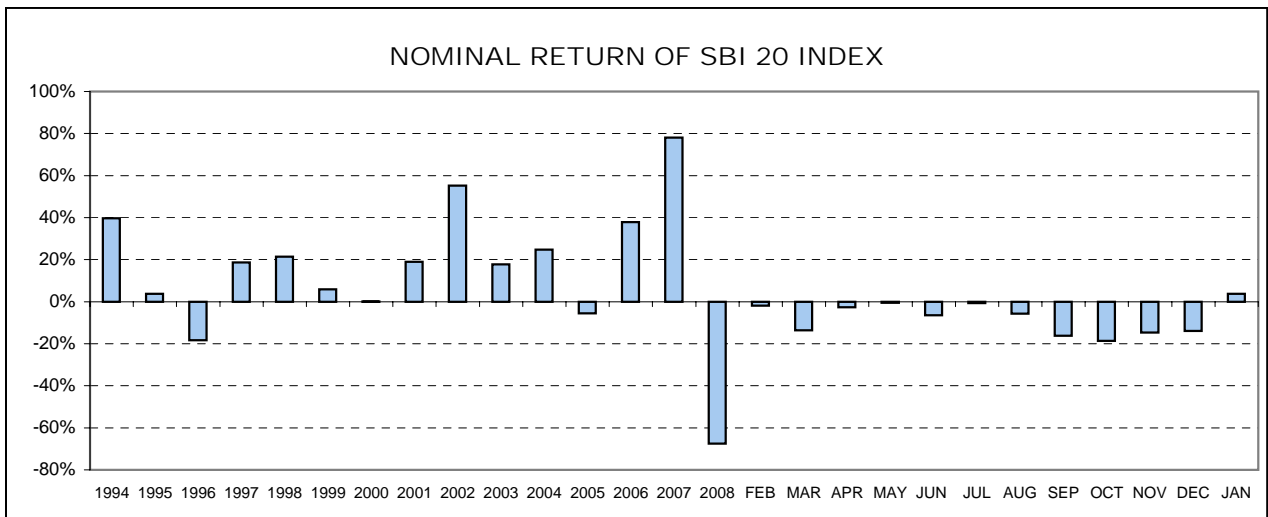
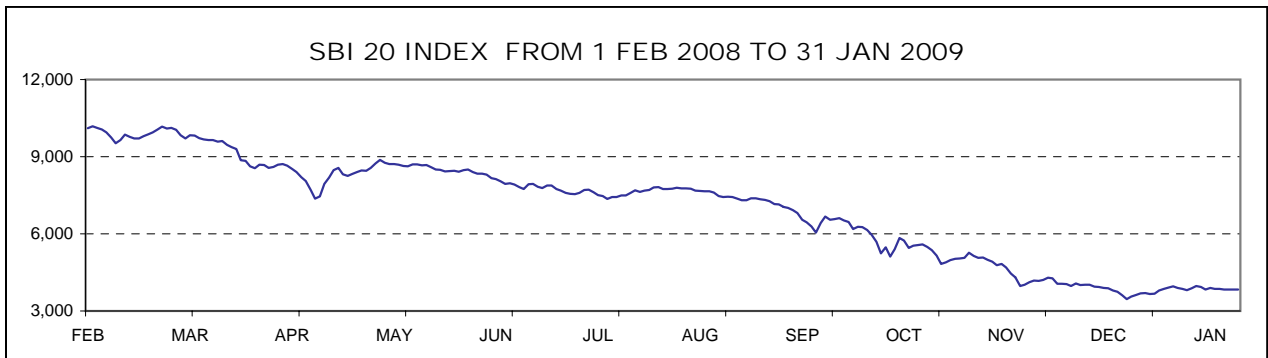
---

|   | Page |
|---|------|
| A) STOCK EXCHANGE INDICES   | 1    |
| <b>A1) Values, yields and movements of Stock Exchange Indices</b> | 1    |
| <b>A2) Index compositions</b>                                     | 3    |
| B) NUMBER OF ISSUERS, TRADED SECURITIES AND MEMBERS               | 4    |
| C) TURNOVER   | 5    |
| <b>C1) Turnover by securities</b>                                 | 5    |
| <b>C2) Most traded securities</b>                                 | 10   |
| <b>C3) Turnover by LJSE members</b>                               | 11   |
| <b>C4) Historical series</b>                                      | 13   |
| D) MARKET CAPITALISATION  | 16   |
| <b>D1) Market capitalisation of shares</b>                        | 16   |
| <b>D2) Market capitalisation of bonds</b>                         | 18   |
| <b>D3) Market capitalisation of investment funds</b>              | 19   |
| E) OTHER  | 20   |
| <b>E1) Indicators (shares on official market)</b>                 | 20   |
| <b>E2) Record values</b>  | 21   |
| <b>E3) New listed securities and changes</b>                      | 22   |
| F) LIST OF SECURITIES   | 23   |
| <b>F1) Shares</b>   | 24   |
| <b>F2) Bonds</b>  | 26   |
| <b>F3) Funds</b>  | 28   |

# A) STOCK EXCHANGE INDICES

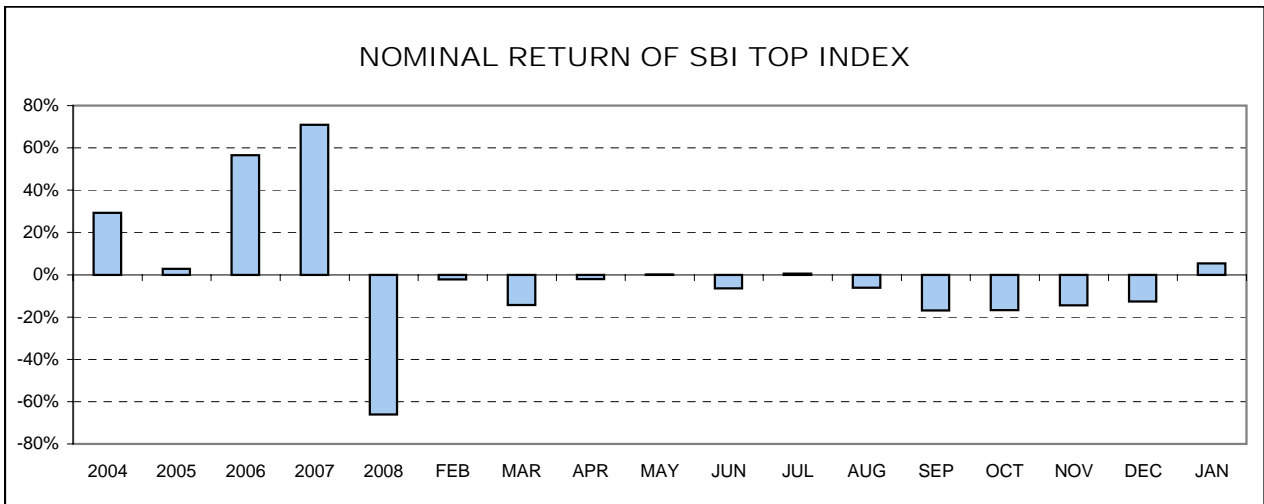
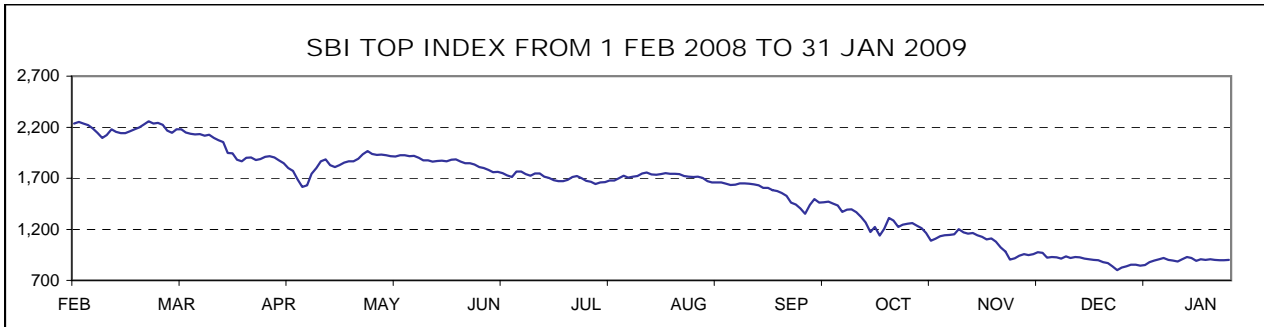
## SBI 20 - SLOVENE STOCK EXCHANGE INDEX

| Year    | Max       | Date        | Min      | Date         | Close     | Nominal return |
|---------|-----------|-------------|----------|--------------|-----------|----------------|
| 1994    | 1,804.00  | 10 May 1994 | 1,015.92 | 6 Jan 1994   | 1,396.81  | 39.68%         |
| 1995    | 1,590.17  | 9 Nov 1995  | 1,016.99 | 13 July 1995 | 1,448.75  | 3.72%          |
| 1996    | 1,589.18  | 13 Mar 1996 | 891.93   | 10 Sept 1996 | 1,183.26  | -18.33%        |
| 1997    | 1,655.36  | 10 Feb 1997 | 1,052.44 | 8 Jan 1997   | 1,404.70  | 18.71%         |
| 1998    | 2,026.47  | 10 Aug 1998 | 1,378.49 | 6 Jan 1998   | 1,705.77  | 21.43%         |
| 1999    | 1,981.87  | 19 Feb 1999 | 1,679.48 | 5 Jan 1999   | 1,806.26  | 5.89%          |
| 2000    | 1,903.66  | 24 Jan 2000 | 1,584.23 | 25 May 2000  | 1,807.94  | 0.09%          |
| 2001    | 2,159.35  | 19 Dec 2001 | 1,700.24 | 25 Apr 2001  | 2,151.59  | 19.01%         |
| 2002    | 3,547.64  | 8 Nov 2002  | 2,140.80 | 3 Jan 2002   | 3,340.20  | 55.24%         |
| 2003    | 4,034.53  | 5 Dec 2003  | 3,067.67 | 3 Jul 2003   | 3,931.64  | 17.71%         |
| 2004    | 4,935.29  | 15 Nov 2004 | 3,922.74 | 5 Jan 2004   | 4,904.48  | 24.74%         |
| 2005    | 5,131.61  | 1 Feb 2005  | 4,301.58 | 28 Sep 2005  | 4,630.10  | -5.59%         |
| 2006    | 6,464.80  | 18 Dec 2006 | 4,427.22 | 29 Mar 2006  | 6,382.92  | 37.86%         |
| 2007    | 12,242.01 | 31 Aug 2007 | 6,551.52 | 3 Jan 2007   | 11,369.58 | 78.13%         |
| 2008    | 11,408.00 | 4 Jan 2008  | 3,460.30 | 23 Dec 2008  | 3,695.72  | -67.49%        |
| 2009    | Max       | Date        | Min      | Date         | Close     | Nominal return |
| January | 3,972.70  | 19 Jan 2009 | 3,660.83 | 5 Jan 2009   | 3,836.27  | 3.80%          |



## SBI TOP - SLOVENE BLUE-CHIP INDEX

| Year    | Max      | Date        | Min      | Date        | Close    | Nominal return |
|---------|----------|-------------|----------|-------------|----------|----------------|
| 2003    | 730.49   | 4 Dec 2003  | 534.14   | 8 Jul 2003  | 707.94   | -              |
| 2004    | 946.60   | 25 Nov 2004 | 706.53   | 5 Jan 2004  | 915.40   | 29.30%         |
| 2005    | 960.74   | 8 Dec 2005  | 817.33   | 1 Jul 2005  | 941.02   | 2.80%          |
| 2006    | 1,506.88 | 18 Dec 2006 | 940.16   | 3 Jan 2006  | 1,473.33 | 56.57%         |
| 2007    | 2,674.69 | 31 Aug 2007 | 1,501.26 | 3 Jan 2007  | 2,518.92 | 70.97%         |
| 2008    | 2,520.56 | 4 Jan 2008  | 801.65   | 23 Dec 2008 | 854.26   | -66.09%        |
| 2008    | Max      | Date        | Min      | Date        | Close    | Nominal return |
| January | 928.10   | 19 Jan 2009 | 844.88   | 5 Jan 2009  | 899.96   | 5.35%          |



## A2) INDEX COMPOSITIONS

### COMPOSITION OF SLOVENE STOCK EXCHANGE INDEX - SBI 20 ON 31 JAN 2009

| Issuer   | Trading code | Adjusted number of shares | Base value in EUR | Adjusted share | Sector                   | Market capitalisation (free float) of index on 31 Jan 2009 | Sector share  |
|--|--------------|---------------------------|-------------------|----------------|--------------------------|--|---------------|
| KRKA   | KRKG         | 7,065,989                 | 16.25             | 15.00%         | pharmaceuticals          | 383,824,522  | 17.32%        |
| PETROL   | PETG         | 1,110,086                 | 120.41            | 13.48%         | oil and gas              | 296,248,651  | 13.37%        |
| TELEKOM SLOVENIJE  | TLSG         | 1,806,046                 | 292.70            | 9.87%          | telecommunication        | 228,771,847  | 10.32%        |
| SAVA   | SAVA         | 1,027,559                 | 83.57             | 9.77%          | industrial conglomerates | 252,758,963  | 12.56%        |
| MERCATOR   | MELR         | 1,523,837                 | 24.46             | 8.06%          | trade                    | 244,316,786  | 11.03%        |
| NOVA KBM   | KBMR         | 11,234,861                | 40.69             | 6.71%          | bank                     | 105,045,950  | 4.74%         |
| GORENJE  | GRVG         | 9,425,385                 | 10.23             | 6.61%          | household appliances     | 110,277,005  | 4.98%         |
| ZAVAROVALNICA TRIGLAV                                    | ZVTG         | 8,500,880                 | 30.81             | 6.25%          | insurance                | 138,564,344  | 9.91%         |
| LUKA KOPER   | LKPG         | 4,138,622                 | 12.50             | 5.38%          | transport                | 99,368,314   | 7.65%         |
| PIVOVARNA LAŠKO  | PILR         | 2,688,231                 | 27.19             | 4.94%          | food and beverages       | 123,201,627  | 5.56%         |
| POZAVAROVALNICA SAVA                                     | POSR         | 6,553,763                 | 27.50             | 4.30%          | insurance                | 81,004,511   |               |
| HELIOS   | HDOG         | 115,888                   | 795.68            | 3.01%          | chemical products        | 56,716,746   | 2.56%         |
| INTEREUROPA  | IEKG         | 4,348,011                 | 21.69             | 2.47%          | transport                | 40,436,502   |               |
| ISTRABENZ  | ITBG         | 1,181,014                 | 14.61             | 2.16%          | industrial conglomerates | 25,616,194   |               |
| AERODROM LJUBLJANA                                       | AELG         | 1,081,836                 | 47.93             | 2.01%          | transport                | 29,696,398   |               |
| <b>Market capitalisation of index</b>                    |              |                           |                   |                |                          | <b>2,215,848,360</b>                                       |               |
| <b>Share of market capitalisation of shares in index</b> |              |                           |                   |                |                          |  | <b>25.78%</b> |

### COMPOSITION OF SLOVENE BLUE-CHIP INDEX - SBI TOP ON 31 JAN 2009

| Issuer   | Trading code | Adjusted number of shares | Base value in EUR | Adjusted share | Sector                   | Market capitalisation (free float) of index on 31 Jan 2009 | Sector share  |
|--|--------------|---------------------------|-------------------|----------------|--------------------------|--|---------------|
| KRKA   | KRKG         | 14,345,399                | 16.25             | 30.00%         | pharmaceuticals          | 779,242,074  | 32.77%        |
| PETROL   | PETG         | 1,110,086                 | 120.41            | 13.28%         | oil and gas              | 296,248,651  | 12.46%        |
| TELEKOM SLOVENIJE  | TLSG         | 1,806,046                 | 292.70            | 9.72%          | telecommunication        | 228,771,847  | 9.62%         |
| SAVA   | SAVA         | 1,027,559                 | 238.29            | 9.62%          | industrial conglomerates | 252,758,963  | 10.63%        |
| MERCATOR   | MELR         | 1,523,837                 | 24.46             | 7.94%          | trade                    | 244,316,786  | 10.27%        |
| NOVA KBM   | KBMR         | 11,234,861                | 40.69             | 6.61%          | bank                     | 105,045,950  | 4.42%         |
| GORENJE  | GRVG         | 9,425,385                 | 10.23             | 6.51%          | household appliances     | 110,277,005  | 4.64%         |
| ZAVAROVALNICA TRIGLAV                                    | ZVTG         | 8,500,880                 | 30.81             | 6.15%          | insurance                | 138,564,344  | 5.83%         |
| LUKA KOPER   | LKPG         | 4,138,622                 | 61.67             | 5.30%          | transport                | 99,368,314   | 4.18%         |
| PIVOVARNA LAŠKO  | PILR         | 2,688,231                 | 27.19             | 4.86%          | food and beverages       | 123,201,627  | 5.18%         |
| <b>Market capitalisation of index</b>                    |              |                           |                   |                |                          | <b>2,377,795,560</b>                                       |               |
| <b>Share of market capitalisation of shares in index</b> |              |                           |                   |                |                          |  | <b>27.66%</b> |

## B) NUMBER OF ISSUERS, TRADED SECURITIES AND MEMBERS

|                                 | 31 Dec 2007        | 31 Jan 2008        | 31 Dec 2008        | 31 Jan 2009        |
|---------------------------------|--------------------|--------------------|--------------------|--------------------|
| <b>NUMBER OF ISSUERS</b>        | <b>112</b>         | <b>111</b>         | <b>107</b>         | <b>104</b>         |
| Equity market - prime market    | 8                  | 8                  | 7                  | 7                  |
| Equity market - standard market | 17                 | 16                 | 18                 | 18                 |
| Equity market - entry market    | 62                 | 62                 | 59                 | 57                 |
| Bond market                     | 20                 | 20                 | 23                 | 22                 |
| Fund market                     | 2                  | 2                  | 3                  | 3                  |
| Closed-edn fund market          | 7                  | 7                  | 4                  | 4                  |
| Short-term securities           | 1                  | 1                  | 1                  | 1                  |
|                                 | <b>31 Dec 2007</b> | <b>31 Jan 2008</b> | <b>31 Dec 2008</b> | <b>31 Jan 2009</b> |
| <b>NUMBER OF SECURITIES</b>     | <b>194</b>         | <b>188</b>         | <b>189</b>         | <b>187</b>         |
| Equity market - prime market    | 8                  | 8                  | 7                  | 7                  |
| Equity market - standard market | 17                 | 16                 | 18                 | 18                 |
| Equity market - entry market    | 64                 | 62                 | 61                 | 59                 |
| Bond market                     | 89                 | 89                 | 90                 | 89                 |
| Fund market                     | 3                  | 3                  | 7                  | 7                  |
| Closed-edn fund market          | 7                  | 7                  | 4                  | 4                  |
| Short-term securities           | 3                  | 2                  | 3                  | 3                  |
|                                 | <b>31 Dec 2007</b> | <b>31 Jan 2008</b> | <b>31 Dec 2008</b> | <b>31 Jan 2009</b> |
| <b>NUMBER OF MEMBERS</b>        | <b>24</b>          | <b>24</b>          | <b>23</b>          | <b>23</b>          |

C1) TURNOVER BY SECURITIES IN JANUARY 2009

EQUITY MARKET - PRIME MARKET

| Issue               | Stock trades<br>(in EUR) | Stock trades<br>(in USD) | Normal trades<br>(in EUR) | Block trades<br>(in EUR) | Share in total<br>turnover | Share in<br>turnover of<br>shares | Volume in<br>pieces | Number of<br>bargains |
|---------------------|--------------------------|--------------------------|---------------------------|--------------------------|----------------------------|-----------------------------------|---------------------|-----------------------|
| <b>Total</b>        | <b>20,618,948</b>        | <b>27,274,638</b>        | <b>20,188,533</b>         | <b>430,415</b>           | <b>56.66%</b>              | <b>76.43%</b>                     | <b>439,465</b>      | <b>6,517</b>          |
| 1 KRKA              | 13,413,538               | 17,720,302               | 13,123,123                | 290,415                  | 36.86%                     | 49.72%                            | 256,338             | 3,736                 |
| 2 TELEKOM SLOVENIJE | 2,395,032                | 3,177,042                | 2,395,032                 | 0                        | 6.58%                      | 8.88%                             | 19,324              | 500                   |
| 3 PETROL            | 1,753,563                | 2,334,196                | 1,753,563                 | 0                        | 4.82%                      | 6.50%                             | 6,633               | 541                   |
| 4 MERCATOR          | 1,036,551                | 1,371,105                | 896,551                   | 140,000                  | 2.85%                      | 3.84%                             | 6,204               | 309                   |
| 5 GORENJE           | 762,599                  | 1,005,427                | 762,599                   | 0                        | 2.10%                      | 2.83%                             | 63,075              | 614                   |
| 6 LUKA KOPER        | 715,871                  | 945,238                  | 715,871                   | 0                        | 1.97%                      | 2.65%                             | 29,414              | 495                   |
| 7 INTEREUROPA       | 541,794                  | 721,328                  | 541,794                   | 0                        | 1.49%                      | 2.01%                             | 58,477              | 322                   |

EQUITY MARKET - STANDARD MARKET

| Issue                         | Stock trades<br>(in EUR) | Stock trades<br>(in USD) | Normal trades<br>(in EUR) | Block trades<br>(in EUR) | Share in total<br>turnover | Share in<br>turnover of<br>shares | Volume in<br>pieces | Number of<br>bargains |
|-------------------------------|--------------------------|--------------------------|---------------------------|--------------------------|----------------------------|-----------------------------------|---------------------|-----------------------|
| <b>Total</b>                  | <b>5,316,230</b>         | <b>7,052,276</b>         | <b>5,316,230</b>          | <b>0</b>                 | <b>14.61%</b>              | <b>19.71%</b>                     | <b>281,887</b>      | <b>2,439</b>          |
| <b>Common shares</b>          | <b>5,316,230</b>         | <b>7,052,276</b>         | <b>5,316,230</b>          | <b>0</b>                 | <b>14.61%</b>              | <b>19.71%</b>                     | <b>281,887</b>      | <b>2,439</b>          |
| 1 NOVA KREDITNA BANKA MARIBOR | 1,275,933                | 1,693,819                | 1,275,933                 | 0                        | 3.51%                      | 4.73%                             | 131,559             | 770                   |
| 2 ZAVAROVALNICA TRIGLAV       | 1,025,195                | 1,362,077                | 1,025,195                 | 0                        | 2.82%                      | 3.80%                             | 61,183              | 320                   |
| 3 SAVA                        | 841,701                  | 1,112,789                | 841,701                   | 0                        | 2.31%                      | 3.12%                             | 3,449               | 241                   |
| 4 ISTRABENZ                   | 542,227                  | 726,493                  | 542,227                   | 0                        | 1.49%                      | 2.01%                             | 23,589              | 267                   |
| 5 AERODROM LJUBLJANA          | 503,981                  | 667,941                  | 503,981                   | 0                        | 1.38%                      | 1.87%                             | 18,286              | 367                   |
| 6 POZAVAROVALNICA SAVA        | 372,774                  | 493,879                  | 372,774                   | 0                        | 1.02%                      | 1.38%                             | 30,528              | 188                   |
| 7 PIVOVARNA LAŠKO             | 330,812                  | 434,161                  | 330,812                   | 0                        | 0.91%                      | 1.23%                             | 7,140               | 185                   |
| 8 ABANKA                      | 128,010                  | 171,131                  | 128,010                   | 0                        | 0.35%                      | 0.47%                             | 2,198               | 36                    |
| 9 ŽITO                        | 113,634                  | 147,739                  | 113,634                   | 0                        | 0.31%                      | 0.42%                             | 1,468               | 34                    |
| 10 SALUS, LJUBLJANA           | 68,920                   | 93,291                   | 68,920                    | 0                        | 0.19%                      | 0.26%                             | 152                 | 14                    |
| 11 ETOL                       | 60,728                   | 81,174                   | 60,728                    | 0                        | 0.17%                      | 0.23%                             | 370                 | 8                     |
| 12 DELO PRODAJA               | 52,314                   | 67,782                   | 52,314                    | 0                        | 0.14%                      | 0.19%                             | 1,965               | 9                     |
| 13 ISKRA AVTOELEKTRIKA        | 0                        | 0                        | 0                         | 0                        | 0.00%                      | 0.00%                             | 0                   | 0                     |
| 14 MLINOTEST                  | 0                        | 0                        | 0                         | 0                        | 0.00%                      | 0.00%                             | 0                   | 0                     |
| 15 KOMPAS MTS                 | 0                        | 0                        | 0                         | 0                        | 0.00%                      | 0.00%                             | 0                   | 0                     |
| 16 NIKA                       | 0                        | 0                        | 0                         | 0                        | 0.00%                      | 0.00%                             | 0                   | 0                     |
| 17 TERME ČATEŽ                | 0                        | 0                        | 0                         | 0                        | 0.00%                      | 0.00%                             | 0                   | 0                     |
| <b>Preferred shares</b>       | <b>0</b>                 | <b>0</b>                 | <b>0</b>                  | <b>0</b>                 | <b>0.00%</b>               | <b>0.00%</b>                      | <b>0</b>            | <b>0</b>              |
| 1 PROBANKA                    | 0                        | 0                        | 0                         | 0                        | 0.00%                      | 0.00%                             | 0                   | 0                     |



## EQUITY MARKET - ENTRY MARKET

| Issue                                 | Stock trades<br>(in EUR) | Stock trades<br>(in USD) | Normal trades<br>(in EUR) | Block trades<br>(in EUR) | Share in total<br>turnover | Share in<br>turnover of<br>shares | Volume in<br>pieces | Number of<br>bargains |
|---------------------------------------|--------------------------|--------------------------|---------------------------|--------------------------|----------------------------|-----------------------------------|---------------------|-----------------------|
| <b>Total</b>                          | <b>1,042,305</b>         | <b>1,373,345</b>         | <b>1,042,305</b>          | <b>0</b>                 | <b>2.86%</b>               | <b>3.86%</b>                      | <b>188,105</b>      | <b>1,517</b>          |
| <b>Common shares</b>                  | <b>1,035,646</b>         | <b>1,364,478</b>         | <b>1,035,646</b>          | <b>0</b>                 | <b>2.85%</b>               | <b>3.84%</b>                      | <b>187,838</b>      | <b>1,478</b>          |
| 1 NFD HOLDING                         | 285,372                  | 374,847                  | 285,372                   | 0                        | 0.78%                      | 1.06%                             | 60,819              | 395                   |
| 2 KD GROUP                            | 147,649                  | 193,821                  | 147,649                   | 0                        | 0.41%                      | 0.55%                             | 2,818               | 162                   |
| 3 AKTIVA NALOŽBE                      | 146,262                  | 193,651                  | 146,262                   | 0                        | 0.40%                      | 0.54%                             | 22,595              | 179                   |
| 4 MAKSIMA HOLDING                     | 71,905                   | 94,806                   | 71,905                    | 0                        | 0.20%                      | 0.27%                             | 13,154              | 58                    |
| 5 MAKSIMA INVEST                      | 59,231                   | 78,203                   | 59,231                    | 0                        | 0.16%                      | 0.22%                             | 14,695              | 71                    |
| 6 ZVON DVA HOLDING                    | 50,492                   | 67,368                   | 50,492                    | 0                        | 0.14%                      | 0.19%                             | 24,025              | 82                    |
| 7 ZVON ENA HOLDING                    | 37,884                   | 49,199                   | 37,884                    | 0                        | 0.10%                      | 0.14%                             | 5,940               | 80                    |
| 8 INFOND HOLDING                      | 37,743                   | 49,368                   | 37,743                    | 0                        | 0.10%                      | 0.14%                             | 13,149              | 76                    |
| 9 ZLATA MONETA II                     | 36,543                   | 47,975                   | 36,543                    | 0                        | 0.10%                      | 0.14%                             | 12,181              | 83                    |
| 10 HELIOS, DOMŽALE                    | 31,078                   | 41,516                   | 31,078                    | 0                        | 0.09%                      | 0.12%                             | 63                  | 19                    |
| 11 JUTEKS                             | 23,553                   | 31,084                   | 23,553                    | 0                        | 0.06%                      | 0.09%                             | 566                 | 26                    |
| 12 LESNINA                            | 23,213                   | 31,061                   | 23,213                    | 0                        | 0.06%                      | 0.09%                             | 12                  | 7                     |
| 13 MODRA LINIJA HOLDING               | 11,360                   | 15,179                   | 11,360                    | 0                        | 0.03%                      | 0.04%                             | 1,415               | 17                    |
| 14 SLOVENIJALES                       | 11,319                   | 14,483                   | 11,319                    | 0                        | 0.03%                      | 0.04%                             | 469                 | 5                     |
| 15 VIPA HOLDING                       | 7,422                    | 9,791                    | 7,422                     | 0                        | 0.02%                      | 0.03%                             | 1,953               | 14                    |
| 16 CENTER NALOŽBE                     | 7,145                    | 9,431                    | 7,145                     | 0                        | 0.02%                      | 0.03%                             | 1,407               | 53                    |
| 17 CINKARNA CELJE                     | 6,958                    | 9,285                    | 6,958                     | 0                        | 0.02%                      | 0.03%                             | 100                 | 7                     |
| 18 MERCATA                            | 6,940                    | 9,086                    | 6,940                     | 0                        | 0.02%                      | 0.03%                             | 1,385               | 15                    |
| 19 KS NALOŽBE                         | 6,385                    | 8,408                    | 6,385                     | 0                        | 0.02%                      | 0.02%                             | 3,177               | 38                    |
| 20 KD                                 | 6,200                    | 8,357                    | 6,200                     | 0                        | 0.02%                      | 0.02%                             | 10                  | 4                     |
| 21 M1                                 | 5,753                    | 7,414                    | 5,753                     | 0                        | 0.02%                      | 0.02%                             | 2,133               | 14                    |
| 22 MEDVEŠEK PUŠNIK                    | 3,122                    | 4,094                    | 3,122                     | 0                        | 0.01%                      | 0.01%                             | 240                 | 2                     |
| 23 TRIGLAV NALOŽBE                    | 2,926                    | 3,924                    | 2,926                     | 0                        | 0.01%                      | 0.01%                             | 1,925               | 19                    |
| 24 TOSAMA                             | 2,871                    | 3,757                    | 2,871                     | 0                        | 0.01%                      | 0.01%                             | 33                  | 1                     |
| 25 FINETOL                            | 1,616                    | 2,118                    | 1,616                     | 0                        | 0.00%                      | 0.01%                             | 9                   | 3                     |
| 26 SIVENT                             | 1,272                    | 1,666                    | 1,272                     | 0                        | 0.00%                      | 0.00%                             | 554                 | 18                    |
| 27 MIP                                | 957                      | 1,270                    | 957                       | 0                        | 0.00%                      | 0.00%                             | 2,278               | 4                     |
| 28 CETIS                              | 867                      | 1,182                    | 867                       | 0                        | 0.00%                      | 0.00%                             | 16                  | 2                     |
| 29 ALPETOUR POTOVALNA AGENCIJA        | 351                      | 459                      | 351                       | 0                        | 0.00%                      | 0.00%                             | 27                  | 2                     |
| 30 ZDRAVILIŠČE ROGAŠKA                | 313                      | 421                      | 313                       | 0                        | 0.00%                      | 0.00%                             | 351                 | 8                     |
| 31 MARINA PORTOROŽ                    | 280                      | 381                      | 280                       | 0                        | 0.00%                      | 0.00%                             | 4                   | 1                     |
| 32 INLES                              | 268                      | 344                      | 268                       | 0                        | 0.00%                      | 0.00%                             | 99                  | 3                     |
| 33 JAVOR PIVKA                        | 243                      | 324                      | 243                       | 0                        | 0.00%                      | 0.00%                             | 43                  | 5                     |
| 34 TRDNJAVA HOLDING                   | 124                      | 166                      | 124                       | 0                        | 0.00%                      | 0.00%                             | 190                 | 2                     |
| 35 GRAND HOTEL UNION                  | 23                       | 32                       | 23                        | 0                        | 0.00%                      | 0.00%                             | 2                   | 2                     |
| 36 GEA                                | 6                        | 8                        | 6                         | 0                        | 0.00%                      | 0.00%                             | 1                   | 1                     |
| 37 ALPOS                              | 0                        | 0                        | 0                         | 0                        | 0.00%                      | 0.00%                             | 0                   | 0                     |
| 38 DATALAB TEHNOLOGIJE                | 0                        | 0                        | 0                         | 0                        | 0.00%                      | 0.00%                             | 0                   | 0                     |
| 39 D NALOŽBE                          | 0                        | 0                        | 0                         | 0                        | 0.00%                      | 0.00%                             | 0                   | 0                     |
| 40 GORIŠKE OPEKARNE                   | 0                        | 0                        | 0                         | 0                        | 0.00%                      | 0.00%                             | 0                   | 0                     |
| 41 GORENJSKI TISK                     | 0                        | 0                        | 0                         | 0                        | 0.00%                      | 0.00%                             | 0                   | 0                     |
| 42 ELMO                               | 0                        | 0                        | 0                         | 0                        | 0.00%                      | 0.00%                             | 0                   | 0                     |
| 43 INTERTRADE ITA                     | 0                        | 0                        | 0                         | 0                        | 0.00%                      | 0.00%                             | 0                   | 0                     |
| 44 JELEN GOSTINSKO PODJETJE           | 0                        | 0                        | 0                         | 0                        | 0.00%                      | 0.00%                             | 0                   | 0                     |
| 45 MEDVEŠEK PUŠNIK DZU                | 0                        | 0                        | 0                         | 0                        | 0.00%                      | 0.00%                             | 0                   | 0                     |
| 46 MELAMIN                            | 0                        | 0                        | 0                         | 0                        | 0.00%                      | 0.00%                             | 0                   | 0                     |
| 47 MKT PRINT                          | 0                        | 0                        | 0                         | 0                        | 0.00%                      | 0.00%                             | 0                   | 0                     |
| 48 NAMA                               | 0                        | 0                        | 0                         | 0                        | 0.00%                      | 0.00%                             | 0                   | 0                     |
| 49 NIKO                               | 0                        | 0                        | 0                         | 0                        | 0.00%                      | 0.00%                             | 0                   | 0                     |
| 50 PLAMA - PUR                        | 0                        | 0                        | 0                         | 0                        | 0.00%                      | 0.00%                             | 0                   | 0                     |
| 51 HRAM HOLDING                       | 0                        | 0                        | 0                         | 0                        | 0.00%                      | 0.00%                             | 0                   | 0                     |
| 52 TEKSTINA                           | 0                        | 0                        | 0                         | 0                        | 0.00%                      | 0.00%                             | 0                   | 0                     |
| 53 KOŠAKI TMI                         | 0                        | 0                        | 0                         | 0                        | 0.00%                      | 0.00%                             | 0                   | 0                     |
| 54 TRDNJAVA I HOLDING                 | 0                        | 0                        | 0                         | 0                        | 0.00%                      | 0.00%                             | 0                   | 0                     |
| 55 SWATY                              | 0                        | 0                        | 0                         | 0                        | 0.00%                      | 0.00%                             | 0                   | 0                     |
| 56 VELANA                             | 0                        | 0                        | 0                         | 0                        | 0.00%                      | 0.00%                             | 0                   | 0                     |
| 57 TERME DOBRNA                       | 0                        | 0                        | 0                         | 0                        | 0.00%                      | 0.00%                             | 0                   | 0                     |
| 58 ŽELEZARNA RAVNE - MONTER DRAVOGRAD | 0                        | 0                        | 0                         | 0                        | 0.00%                      | 0.00%                             | 0                   | 0                     |
| <b>Preferred shares</b>               | <b>6,659</b>             | <b>8,867</b>             | <b>6,659</b>              | <b>0</b>                 | <b>0.02%</b>               | <b>0.02%</b>                      | <b>267</b>          | <b>39</b>             |
| 1 KD GROUP                            | 6,642                    | 8,844                    | 6,642                     | 0                        | 0.02%                      | 0.02%                             | 257                 | 38                    |
| 2 ZDRAVILIŠČE ROGAŠKA                 | 17                       | 23                       | 17                        | 0                        | 0.00%                      | 0.00%                             | 10                  | 1                     |
| 3 PRVA GROUP                          | 0                        | 0                        | 0                         | 0                        | 0.00%                      | 0.00%                             | 0                   | 0                     |

BOND MARKET

| Issue  | Stock trades<br>(in EUR) | Stock trades<br>(in USD) | Normal trades<br>(in EUR) | Block trades<br>(in EUR) | Share in total<br>turnover | Share in<br>turnover of<br>bonds | Volume in<br>pieces | Number of<br>bargains |
|--|--------------------------|--------------------------|---------------------------|--------------------------|----------------------------|----------------------------------|---------------------|-----------------------|
| <b>Total</b>   | <b>8,066,537</b>         | <b>10,679,112</b>        | <b>4,720,036</b>          | <b>3,346,501</b>         | <b>22.17%</b>              | <b>100.00%</b>                   | <b>113,238</b>      | <b>245</b>            |
| 1 SLOVENSKA ODŠKODNINSKA DRUŽBA 2 <sup>nd</sup> ISSUE    | 2,815,088                | 3,721,053                | 2,815,088                 | 0                        | 7.74%                      | 34.90%                           | 67,605              | 167                   |
| 2 REPUBLIKA SLOVENIJA 63 <sup>rd</sup> ISSUE             | 1,994,650                | 2,644,906                | 0                         | 1,994,650                | 5.48%                      | 24.73%                           | 2,100               | 2                     |
| 3 ABANKA VIPA 12 <sup>th</sup> ISSUE                     | 823,288                  | 1,069,059                | 5,380                     | 817,908                  | 2.26%                      | 10.21%                           | 20,135              | 2                     |
| 4 ABANKA VIPA 7 <sup>th</sup> ISSUE                      | 591,000                  | 808,724                  | 591,000                   | 0                        | 1.62%                      | 7.33%                            | 6,000               | 2                     |
| 5 DARS   | 328,741                  | 438,278                  | 0                         | 328,741                  | 0.90%                      | 4.08%                            | 780                 | 1                     |
| 6 REPUBLIKA SLOVENIJA 21 <sup>st</sup> ISSUE             | 234,819                  | 310,290                  | 234,819                   | 0                        | 0.65%                      | 2.91%                            | 8,921               | 21                    |
| 7 POŠTNA BANKA SLOVENIJE 7 <sup>th</sup> ISSUE           | 209,442                  | 284,736                  | 209,442                   | 0                        | 0.58%                      | 2.60%                            | 530                 | 1                     |
| 8 NLB 15 <sup>th</sup> ISSUE                             | 205,202                  | 268,507                  | 0                         | 205,202                  | 0.56%                      | 2.54%                            | 500                 | 1                     |
| 9 FACTOR BANKA 19 <sup>th</sup> ISSUE                    | 200,600                  | 256,668                  | 200,600                   | 0                        | 0.55%                      | 2.49%                            | 200                 | 1                     |
| 10 REPUBLIKA SLOVENIJA 29 <sup>th</sup> ISSUE            | 182,576                  | 240,436                  | 182,576                   | 0                        | 0.50%                      | 2.26%                            | 1,773               | 4                     |
| 11 FACTOR BANKA 16 <sup>th</sup> ISSUE                   | 122,400                  | 156,611                  | 122,400                   | 0                        | 0.34%                      | 1.52%                            | 12                  | 1                     |
| 12 REPUBLIKA SLOVENIJA 23 <sup>rd</sup> ISSUE            | 110,000                  | 145,882                  | 110,000                   | 0                        | 0.30%                      | 1.36%                            | 1,100               | 3                     |
| 13 POSLOVNI SISTEM MERCATOR                              | 105,150                  | 142,761                  | 105,150                   | 0                        | 0.29%                      | 1.30%                            | 1,100               | 3                     |
| 14 REPUBLIKA SLOVENIJA 38 <sup>th</sup> ISSUE            | 48,254                   | 63,549                   | 48,254                    | 0                        | 0.13%                      | 0.60%                            | 458                 | 6                     |
| 15 BANKA CELJE 8 <sup>th</sup> ISSUE                     | 40,555                   | 55,256                   | 40,555                    | 0                        | 0.11%                      | 0.50%                            | 420                 | 2                     |
| 16 DELO PRODAJA 1 <sup>st</sup> ISSUE                    | 11,407                   | 15,007                   | 11,407                    | 0                        | 0.03%                      | 0.14%                            | 1,438               | 9                     |
| 17 FACTOR BANKA 20 <sup>th</sup> ISSUE                   | 8,643                    | 11,513                   | 8,643                     | 0                        | 0.02%                      | 0.11%                            | 9                   | 2                     |
| 18 REPUBLIKA SLOVENIJA 48 <sup>th</sup> ISSUE            | 7,283                    | 9,872                    | 7,283                     | 0                        | 0.02%                      | 0.09%                            | 73                  | 2                     |
| 19 POTEZA SKUPINA 1 <sup>st</sup> ISSUE                  | 6,000                    | 7,904                    | 6,000                     | 0                        | 0.02%                      | 0.07%                            | 6                   | 1                     |
| 20 FACTOR BANKA 21 <sup>st</sup> ISSUE                   | 5,762                    | 7,539                    | 5,762                     | 0                        | 0.02%                      | 0.07%                            | 6                   | 1                     |
| 21 NLB 17 <sup>th</sup> ISSUE                            | 4,407                    | 5,844                    | 4,407                     | 0                        | 0.01%                      | 0.05%                            | 11                  | 3                     |
| 22 BANKA CELJE 9 <sup>th</sup> ISSUE                     | 3,620                    | 4,769                    | 3,620                     | 0                        | 0.01%                      | 0.04%                            | 9                   | 1                     |
| 23 REPUBLIKA SLOVENIJA 32 <sup>nd</sup> ISSUE            | 2,949                    | 3,801                    | 2,949                     | 0                        | 0.01%                      | 0.04%                            | 29                  | 3                     |
| 24 NLB 11 <sup>th</sup> ISSUE                            | 1,994                    | 2,618                    | 1,994                     | 0                        | 0.01%                      | 0.02%                            | 2                   | 2                     |
| 25 REPUBLIKA SLOVENIJA 18 <sup>th</sup> ISSUE            | 1,015                    | 1,301                    | 1,015                     | 0                        | 0.00%                      | 0.01%                            | 10                  | 1                     |
| 26 ABANKA VIPA 10 <sup>th</sup> ISSUE                    | 943                      | 1,242                    | 943                       | 0                        | 0.00%                      | 0.01%                            | 1                   | 1                     |
| 27 ABANKA VIPA 9 <sup>th</sup> ISSUE                     | 578                      | 756                      | 578                       | 0                        | 0.00%                      | 0.01%                            | 6                   | 1                     |
| 28 REPUBLIKA SLOVENIJA 54 <sup>th</sup> ISSUE            | 172                      | 228                      | 172                       | 0                        | 0.00%                      | 0.00%                            | 4                   | 1                     |
| 29 ABANKA 6 <sup>th</sup> ISSUE                          | 0                        | 0                        | 0                         | 0                        | 0.00%                      | 0.00%                            | 0                   | 0                     |
| 30 ABANKA VIPA 8 <sup>th</sup> ISSUE                     | 0                        | 0                        | 0                         | 0                        | 0.00%                      | 0.00%                            | 0                   | 0                     |
| 31 ABANKA VIPA 11 <sup>th</sup> ISSUE                    | 0                        | 0                        | 0                         | 0                        | 0.00%                      | 0.00%                            | 0                   | 0                     |
| 32 BANKA CELJE 10 <sup>th</sup> ISSUE                    | 0                        | 0                        | 0                         | 0                        | 0.00%                      | 0.00%                            | 0                   | 0                     |
| 33 BANKA CELJE 11 <sup>th</sup> ISSUE                    | 0                        | 0                        | 0                         | 0                        | 0.00%                      | 0.00%                            | 0                   | 0                     |
| 34 BANKA CELJE 7 <sup>th</sup> ISSUE                     | 0                        | 0                        | 0                         | 0                        | 0.00%                      | 0.00%                            | 0                   | 0                     |
| 35 BANKA DOMŽALE 1 <sup>st</sup> ISSUE                   | 0                        | 0                        | 0                         | 0                        | 0.00%                      | 0.00%                            | 0                   | 0                     |
| 36 BANKA ZASAVJE 3 <sup>rd</sup> ISSUE                   | 0                        | 0                        | 0                         | 0                        | 0.00%                      | 0.00%                            | 0                   | 0                     |
| 37 CIMOS 1 <sup>st</sup> ISSUE                           | 0                        | 0                        | 0                         | 0                        | 0.00%                      | 0.00%                            | 0                   | 0                     |
| 38 DEOS 1 <sup>st</sup> ISSUE                            | 0                        | 0                        | 0                         | 0                        | 0.00%                      | 0.00%                            | 0                   | 0                     |
| 39 DROGA KOLINSKA 1 <sup>st</sup> ISSUE                  | 0                        | 0                        | 0                         | 0                        | 0.00%                      | 0.00%                            | 0                   | 0                     |
| 40 DARS 2 <sup>nd</sup> ISSUE                            | 0                        | 0                        | 0                         | 0                        | 0.00%                      | 0.00%                            | 0                   | 0                     |
| 41 DARS 3 <sup>rd</sup> ISSUE                            | 0                        | 0                        | 0                         | 0                        | 0.00%                      | 0.00%                            | 0                   | 0                     |
| 42 FACTOR BANKA 6 <sup>th</sup> ISSUE                    | 0                        | 0                        | 0                         | 0                        | 0.00%                      | 0.00%                            | 0                   | 0                     |
| 43 FACTOR BANKA 9 <sup>th</sup> ISSUE                    | 0                        | 0                        | 0                         | 0                        | 0.00%                      | 0.00%                            | 0                   | 0                     |
| 44 FACTOR BANKA 11 <sup>th</sup> ISSUE                   | 0                        | 0                        | 0                         | 0                        | 0.00%                      | 0.00%                            | 0                   | 0                     |
| 45 FACTOR BANKA 12 <sup>th</sup> ISSUE                   | 0                        | 0                        | 0                         | 0                        | 0.00%                      | 0.00%                            | 0                   | 0                     |
| 46 FACTOR BANKA 14 <sup>th</sup> ISSUE                   | 0                        | 0                        | 0                         | 0                        | 0.00%                      | 0.00%                            | 0                   | 0                     |
| 47 FACTOR BANKA 15 <sup>th</sup> ISSUE                   | 0                        | 0                        | 0                         | 0                        | 0.00%                      | 0.00%                            | 0                   | 0                     |
| 48 FACTOR BANKA 17 <sup>th</sup> ISSUE                   | 0                        | 0                        | 0                         | 0                        | 0.00%                      | 0.00%                            | 0                   | 0                     |
| 49 FMR   | 0                        | 0                        | 0                         | 0                        | 0.00%                      | 0.00%                            | 0                   | 0                     |
| 50 HOTELI BERNARDIN 1 <sup>st</sup> ISSUE                | 0                        | 0                        | 0                         | 0                        | 0.00%                      | 0.00%                            | 0                   | 0                     |
| 51 KB1909 1 <sup>st</sup> ISSUE                          | 0                        | 0                        | 0                         | 0                        | 0.00%                      | 0.00%                            | 0                   | 0                     |
| 52 NOVA KBM 5 <sup>th</sup> ISSUE                        | 0                        | 0                        | 0                         | 0                        | 0.00%                      | 0.00%                            | 0                   | 0                     |
| 53 NOVA KBM 7 <sup>th</sup> ISSUE                        | 0                        | 0                        | 0                         | 0                        | 0.00%                      | 0.00%                            | 0                   | 0                     |
| 54 NOVA KBM 8 <sup>th</sup> ISSUE                        | 0                        | 0                        | 0                         | 0                        | 0.00%                      | 0.00%                            | 0                   | 0                     |
| 55 KD HOLDING 1 <sup>st</sup> ISSUE                      | 0                        | 0                        | 0                         | 0                        | 0.00%                      | 0.00%                            | 0                   | 0                     |
| 56 KD HOLDING 2 <sup>nd</sup> ISSUE                      | 0                        | 0                        | 0                         | 0                        | 0.00%                      | 0.00%                            | 0                   | 0                     |
| 57 NLB 13 <sup>th</sup> ISSUE                            | 0                        | 0                        | 0                         | 0                        | 0.00%                      | 0.00%                            | 0                   | 0                     |
| 58 NLB 16 <sup>th</sup> ISSUE                            | 0                        | 0                        | 0                         | 0                        | 0.00%                      | 0.00%                            | 0                   | 0                     |
| 59 NLB 18 <sup>th</sup> ISSUE                            | 0                        | 0                        | 0                         | 0                        | 0.00%                      | 0.00%                            | 0                   | 0                     |
| 60 NLB 19 <sup>th</sup> ISSUE                            | 0                        | 0                        | 0                         | 0                        | 0.00%                      | 0.00%                            | 0                   | 0                     |
| 61 NLB 20 <sup>th</sup> ISSUE                            | 0                        | 0                        | 0                         | 0                        | 0.00%                      | 0.00%                            | 0                   | 0                     |
| 62 NLB 21 <sup>st</sup> ISSUE                            | 0                        | 0                        | 0                         | 0                        | 0.00%                      | 0.00%                            | 0                   | 0                     |
| 63 NLB 22 <sup>nd</sup> ISSUE                            | 0                        | 0                        | 0                         | 0                        | 0.00%                      | 0.00%                            | 0                   | 0                     |
| 64 NLB 23 <sup>rd</sup> ISSUE                            | 0                        | 0                        | 0                         | 0                        | 0.00%                      | 0.00%                            | 0                   | 0                     |
| 65 NLB 24 <sup>th</sup> ISSUE                            | 0                        | 0                        | 0                         | 0                        | 0.00%                      | 0.00%                            | 0                   | 0                     |
| 66 POŠTNA BANKA SLOVENIJE 6 <sup>th</sup> ISSUE          | 0                        | 0                        | 0                         | 0                        | 0.00%                      | 0.00%                            | 0                   | 0                     |
| 67 POTEZA NALOŽBE  | 0                        | 0                        | 0                         | 0                        | 0.00%                      | 0.00%                            | 0                   | 0                     |
| 68 PROBANKA 10 <sup>th</sup> ISSUE                       | 0                        | 0                        | 0                         | 0                        | 0.00%                      | 0.00%                            | 0                   | 0                     |
| 69 PROBANKA 7 <sup>th</sup> ISSUE                        | 0                        | 0                        | 0                         | 0                        | 0.00%                      | 0.00%                            | 0                   | 0                     |
| 70 PROBANKA 8 <sup>th</sup> ISSUE                        | 0                        | 0                        | 0                         | 0                        | 0.00%                      | 0.00%                            | 0                   | 0                     |
| 71 PROBANKA 9 <sup>th</sup> ZDAJA                        | 0                        | 0                        | 0                         | 0                        | 0.00%                      | 0.00%                            | 0                   | 0                     |
| 72 REPUBLIKA SLOVENIJA 26 <sup>th</sup> ISSUE            | 0                        | 0                        | 0                         | 0                        | 0.00%                      | 0.00%                            | 0                   | 0                     |
| 73 REPUBLIKA SLOVENIJA 33 <sup>rd</sup> ISSUE            | 0                        | 0                        | 0                         | 0                        | 0.00%                      | 0.00%                            | 0                   | 0                     |
| 74 REPUBLIKA SLOVENIJA 44 <sup>th</sup> ISSUE            | 0                        | 0                        | 0                         | 0                        | 0.00%                      | 0.00%                            | 0                   | 0                     |
| 75 REPUBLIKA SLOVENIJA 49 <sup>th</sup> ISSUE            | 0                        | 0                        | 0                         | 0                        | 0.00%                      | 0.00%                            | 0                   | 0                     |
| 76 REPUBLIKA SLOVENIJA 50 <sup>th</sup> ISSUE            | 0                        | 0                        | 0                         | 0                        | 0.00%                      | 0.00%                            | 0                   | 0                     |
| 77 REPUBLIKA SLOVENIJA 53 <sup>rd</sup> ISSUE            | 0                        | 0                        | 0                         | 0                        | 0.00%                      | 0.00%                            | 0                   | 0                     |
| 78 REPUBLIKA SLOVENIJA 56 <sup>th</sup> ISSUE            | 0                        | 0                        | 0                         | 0                        | 0.00%                      | 0.00%                            | 0                   | 0                     |
| 79 REPUBLIKA SLOVENIJA 57 <sup>th</sup> ISSUE            | 0                        | 0                        | 0                         | 0                        | 0.00%                      | 0.00%                            | 0                   | 0                     |
| 80 REPUBLIKA SLOVENIJA 59 <sup>th</sup> ISSUE            | 0                        | 0                        | 0                         | 0                        | 0.00%                      | 0.00%                            | 0                   | 0                     |
| 81 REPUBLIKA SLOVENIJA 60 <sup>th</sup> ISSUE            | 0                        | 0                        | 0                         | 0                        | 0.00%                      | 0.00%                            | 0                   | 0                     |
| 82 REPUBLIKA SLOVENIJA 61 <sup>st</sup> ISSUE            | 0                        | 0                        | 0                         | 0                        | 0.00%                      | 0.00%                            | 0                   | 0                     |
| 83 REPUBLIKA SLOVENIJA 62 <sup>nd</sup> ISSUE            | 0                        | 0                        | 0                         | 0                        | 0.00%                      | 0.00%                            | 0                   | 0                     |
| 84 SID BANKA 1 <sup>st</sup> ISSUE                       | 0                        | 0                        | 0                         | 0                        | 0.00%                      | 0.00%                            | 0                   | 0                     |
| 85 SIP STROJNA INDUSTRIJA 1 <sup>st</sup> ISSUE B SERIES | 0                        | 0                        | 0                         | 0                        | 0.00%                      | 0.00%                            | 0                   | 0                     |
| 86 STANOVANJSKI SKLAD RS 1 <sup>st</sup> ISSUE           | 0                        | 0                        | 0                         | 0                        | 0.00%                      | 0.00%                            | 0                   | 0                     |
| 87 STANOVANJSKI SKLAD RS 3 <sup>rd</sup> ISSUE           | 0                        | 0                        | 0                         | 0                        | 0.00%                      | 0.00%                            | 0                   | 0                     |
| 88 BANKA VIPA 6 <sup>th</sup> ISSUE                      | 0                        | 0                        | 0                         | 0                        | 0.00%                      | 0.00%                            | 0                   | 0                     |
| 89 BANKA VIPA 7 <sup>th</sup> ISSUE                      | 0                        | 0                        | 0                         | 0                        | 0.00%                      | 0.00%                            | 0                   | 0                     |
| 90 ZAVAROVALNICA TRIGLAV 1 <sup>st</sup> ISSUE           | 0                        | 0                        | 0                         | 0                        | 0.00%                      | 0.00%                            | 0                   | 0                     |

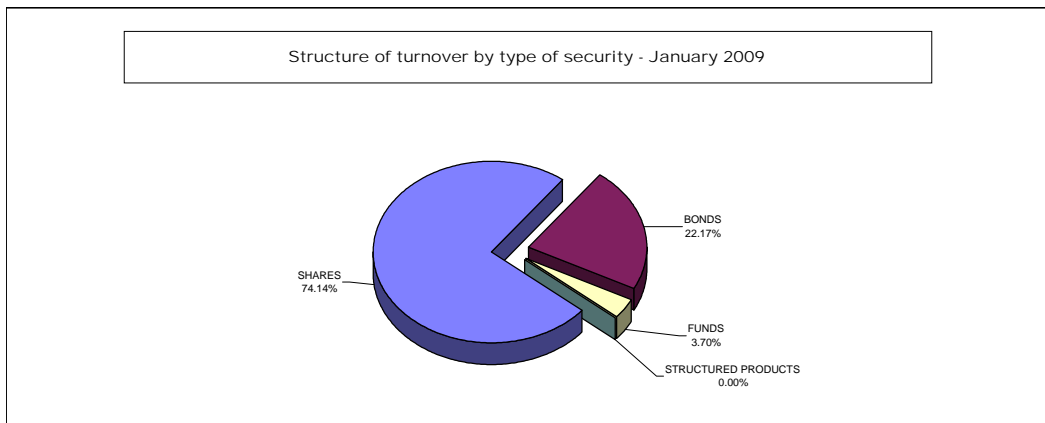
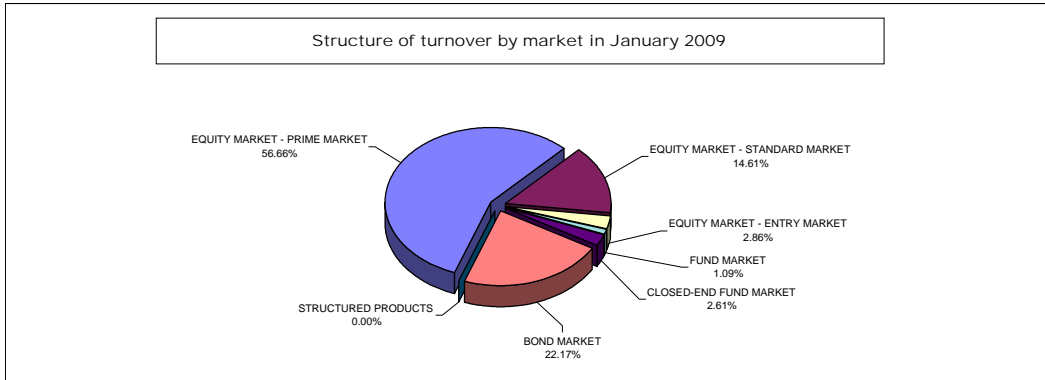
FUND MARKET

| Issue                                      | Stock trades<br>(in EUR) | Stock trades<br>(in USD) | Normal trades<br>(in EUR) | Block trades<br>(in EUR) | Share in total<br>turnover | Share in<br>turnover of<br>funds | Volume in<br>pieces | Number of<br>bargains |
|--|--------------------------|--------------------------|---------------------------|--------------------------|----------------------------|----------------------------------|---------------------|-----------------------|
| <b>Total</b>                               | <b>397,382</b>           | <b>528,024</b>           | <b>397,382</b>            | <b>0</b>                 | <b>1.09%</b>               | <b>29.54%</b>                    | <b>497,422</b>      | <b>371</b>            |
| 1 PROBANKA GLOBALNI NALOŽBENI SKLAD        | 303,661                  | 403,391                  | 303,661                   | 0                        | 0.83%                      | 22.57%                           | 483,132             | 171                   |
| 2 INFOND GLOBAL                            | 48,247                   | 63,781                   | 48,247                    | 0                        | 0.13%                      | 3.59%                            | 5,980               | 81                    |
| 3 MP-BALKAN.SI                             | 29,301                   | 39,302                   | 29,301                    | 0                        | 0.08%                      | 2.18%                            | 1,249               | 45                    |
| 4 INFOND DYNAMIC                           | 14,932                   | 19,875                   | 14,932                    | 0                        | 0.04%                      | 1.11%                            | 4,262               | 67                    |
| 5 INDEKSNi VZAJEMNI SKLAD PB URANIUM INDEX | 1,206                    | 1,628                    | 1,206                     | 0                        | 0.00%                      | 0.09%                            | 2,790               | 5                     |
| 6 MP-EUROSTOCK.SI                          | 36                       | 47                       | 36                        | 0                        | 0.00%                      | 0.00%                            | 9                   | 2                     |
| 7 INDEKSNi VZAJEMNI SKLAD PB BIOTECH INDEX | 0                        | 0                        | 0                         | 0                        | 0.00%                      | 0.00%                            | 0                   | 0                     |

CLOSED-END FUND MARKET

| Issue                                | Stock trades<br>(in EUR) | Stock trades<br>(in USD) | Normal trades<br>(in EUR) | Block trades<br>(in EUR) | Share in total<br>turnover | Share in<br>turnover of<br>funds | Volume in<br>pieces | Number of<br>bargains |
|--------------------------------------|--------------------------|--------------------------|---------------------------|--------------------------|----------------------------|----------------------------------|---------------------|-----------------------|
| <b>Total</b>                         | <b>948,059</b>           | <b>1,254,395</b>         | <b>948,059</b>            | <b>0</b>                 | <b>2.61%</b>               | <b>70.46%</b>                    | <b>711,274</b>      | <b>847</b>            |
| 1 NFD 1 DELNIŠKI INVESTICIJSKI SKLAD | 596,815                  | 789,605                  | 596,815                   | 0                        | 1.64%                      | 44.36%                           | 641,865             | 450                   |
| 2 KRONA SENIOR                       | 198,633                  | 260,923                  | 198,633                   | 0                        | 0.55%                      | 14.76%                           | 34,762              | 127                   |
| 3 KD ID                              | 102,515                  | 136,492                  | 102,515                   | 0                        | 0.28%                      | 7.62%                            | 26,914              | 205                   |
| 4 ZVON ENA ID                        | 50,096                   | 67,375                   | 50,096                    | 0                        | 0.14%                      | 3.72%                            | 7,733               | 65                    |

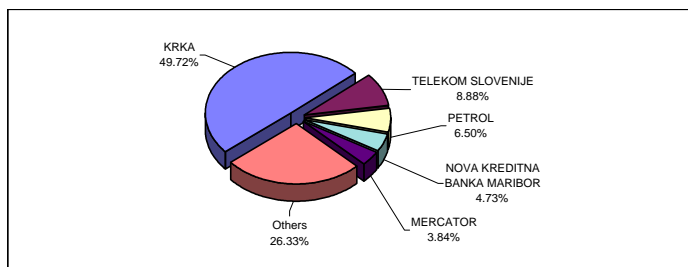
|                     |            |            |            |           |         |         |           |        |
|---------------------|------------|------------|------------|-----------|---------|---------|-----------|--------|
| Shares total        | 26,977,483 | 35,700,259 | 26,547,068 | 430,415   | 74.14%  | 100.00% | 909,457   | 10,473 |
| Funds total         | 1,345,441  | 1,782,419  | 1,345,441  | 0         | 3.70%   | 100.00% | 1,208,696 | 1,218  |
| Bonds total         | 8,066,537  | 10,679,112 | 4,720,036  | 3,346,501 | 22.17%  | 100.00% | 113,238   | 245    |
| Structured products | 0          | 0          | 0          | 0         | 0.00%   | -       | 0         | 0      |
| Total turnover      | 36,389,461 | 48,161,789 | 32,612,545 | 3,776,916 | 100.00% | 100.00% | 2,231,391 | 11,936 |



## C2) MOST TRADED SECURITIES IN JANUARY 2009

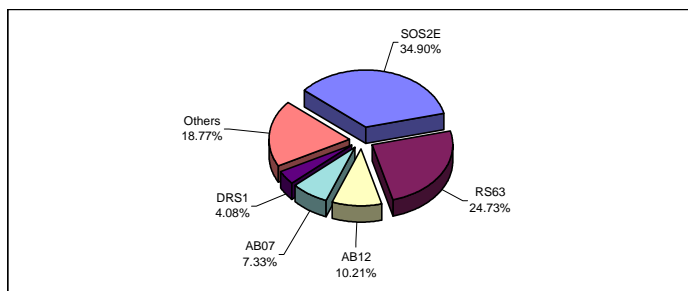
### MOST TRADED SHARES

| Issuer                      | Turnover (in 000 EUR) - order book trades only | Number of bargains - order book trades only | Market capitalisation as of 31 Jan 2009 (in EURm) |
|-----------------------------|--|---|---|
| KRKA                        | 13,414   | 3,736                                       | 1,924   |
| TELEKOM SLOVENIJE           | 2,395  | 500   | 828   |
| PETROL                      | 1,754  | 541   | 557   |
| NOVA KREDITNA BANKA MARIBOR | 1,276  | 770   | 244   |
| MERCATOR                    | 1,037  | 309   | 604   |
| Others                      | 7,103  | 4,617                                       | 4,439   |
| <b>Total</b>                | <b>26,977</b>                                  | <b>10,473</b>                               | <b>8,596</b>                                      |



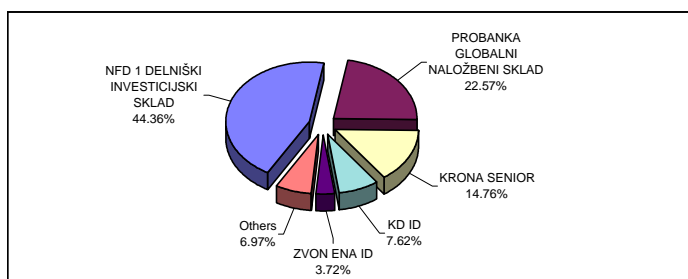
### MOST TRADED BONDS

| Issuer  | Turnover (in 000 EUR) - order book trades only | Number of bargains - order book trades only | Market capitalisation as of 31 Jan 2009 (in EURm) |
|---|--|---|---|
| SLOVENSKA ODŠKODNINSKA DRUŽBA 2 <sup>nd</sup> ISSUE | 2,815  | 167   | 648   |
| REPUBLIKA SLOVENIJA 63 <sup>rd</sup> ISSUE          | 1,995  | 2   | 988   |
| ABANKA VIPA 12 <sup>th</sup> ISSUE                  | 823  | 2   | 20  |
| ABANKA VIPA 7 <sup>th</sup> ISSUE                   | 591  | 2   | 17  |
| DARS  | 329  | 1   | 61  |
| Others  | 1,514  | 71  | 5,333   |
| <b>Total</b>  | <b>8,067</b>                                   | <b>245</b>                                  | <b>7,067</b>                                      |



### MOST TRADED INVESTMENT FUNDS

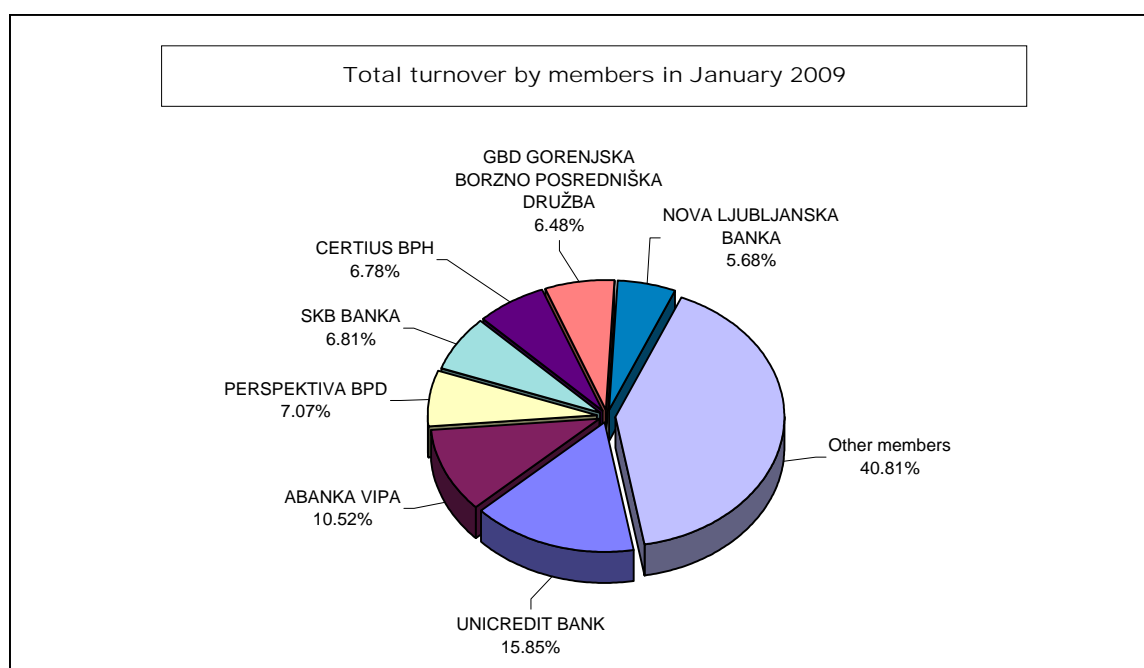
| INVESTMENT FUNDS                   | Turnover (in 000 EUR) - order book trades only | Number of bargains - order book trades only | Market capitalisation as of 31 Jan 2009 (in EURm) |
|------------------------------------|--|---|---|
| NFD 1 DELNIŠKI INVESTICIJSKI SKLAD | 597  | 450   | 155   |
| PROBANKA GLOBALNI NALOŽBENI SKLAD  | 304  | 171   | 49  |
| KRONA SENIOR                       | 199  | 127   | 39  |
| KD ID                              | 103  | 205   | 35  |
| ZVON ENA ID                        | 50   | 65  | 15  |
| Others                             | 94   | 200   | 84  |
| <b>Total</b>                       | <b>1,345</b>                                   | <b>1,218</b>                                | <b>378</b>  |



### C3) MONTHLY TURNOVER BY LJSE MEMBERS

#### TURNOVER BY MEMBERS BY TYPE OF TRADE IN JANUARY 2009

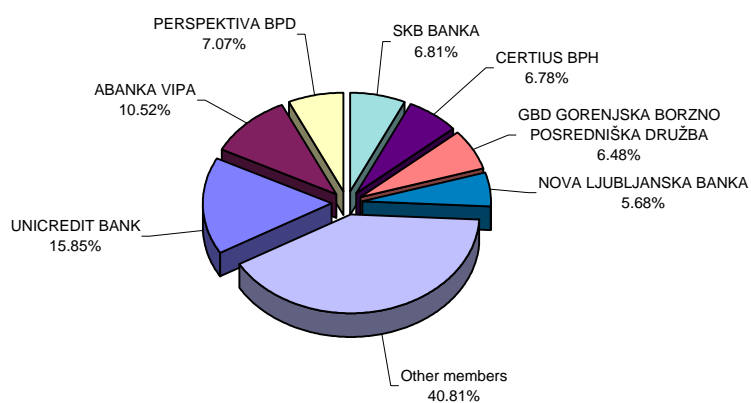
|    | Member                                  | Normal trades<br>(in EUR) | Block trades<br>(in EUR) | Total via BTS<br>(in EUR) | Share in<br>turnover |
|----|---|---------------------------|--------------------------|---------------------------|----------------------|
| 1  | UNICREDIT BANK                          | 10,957,197                | 580,830                  | 11,538,027                | 15.85%               |
| 2  | ABANKA VIPA                             | 7,655,836                 |                          | 7,655,836                 | 10.52%               |
| 3  | PERSPEKTIVA BPD                         | 2,367,326                 | 2,778,500                | 5,145,827                 | 7.07%                |
| 4  | SKB BANKA                               | 967,347                   | 3,989,300                | 4,956,647                 | 6.81%                |
| 5  | CERTIUS BPH                             | 4,932,922                 |                          | 4,932,922                 | 6.78%                |
| 6  | GBD GORENJSKA BORZNO POSREDNIŠKA DRUŽBA | 4,716,112                 |                          | 4,716,112                 | 6.48%                |
| 7  | NOVA LJUBLJANSKA BANKA                  | 4,131,653                 |                          | 4,131,653                 | 5.68%                |
| 8  | POTEZA                                  | 3,863,104                 |                          | 3,863,104                 | 5.31%                |
| 9  | ILIRIKA                                 | 3,773,986                 |                          | 3,773,986                 | 5.19%                |
| 10 | PUBLIKUM                                | 2,834,851                 |                          | 2,834,851                 | 3.90%                |
| 11 | HYPO ALPE-ADRIA-BANK                    | 2,697,883                 |                          | 2,697,883                 | 3.71%                |
| 12 | ARGONOS BPH                             | 2,684,237                 |                          | 2,684,237                 | 3.69%                |
| 13 | FACTOR BANKA                            | 2,617,142                 |                          | 2,617,142                 | 3.60%                |
| 14 | MP BPH                                  | 2,365,541                 |                          | 2,365,541                 | 3.25%                |
| 15 | KD BPD                                  | 1,574,882                 | 205,202                  | 1,780,084                 | 2.45%                |
| 16 | DEŽELNA BANKA SLOVENIJE                 | 1,447,569                 |                          | 1,447,569                 | 1.99%                |
| 17 | PFCI                                    | 1,438,358                 |                          | 1,438,358                 | 1.98%                |
| 18 | RAIFFEISEN BANKA                        | 1,285,379                 |                          | 1,285,379                 | 1.77%                |
| 19 | NOVA KBM                                | 1,193,729                 |                          | 1,193,729                 | 1.64%                |
| 20 | PROBANKA                                | 1,183,352                 |                          | 1,183,352                 | 1.63%                |
| 21 | MOJA DELNICA BPH                        | 277,987                   |                          | 277,987                   | 0.38%                |
| 22 | BANKA KOPER                             | 243,437                   |                          | 243,437                   | 0.33%                |
| 23 | GORENJSKA BANKA                         | 15,259                    |                          | 15,259                    | 0.02%                |
|    | <b>TOTAL</b>                            | <b>65,225,090</b>         | <b>7,553,833</b>         | <b>72,778,923</b>         | <b>100.00%</b>       |



## TURNOVER BY MEMBERS BY TYPE OF SECURITY IN JANUARY 2009

| Member                                    | Shares            | Bonds             | Funds            | Total (in EUR)    | Share in turnover |
|---|-------------------|-------------------|------------------|-------------------|-------------------|
| 1 UNICREDIT BANK                          | 10,913,185        | 596,138           | 28,705           | 11,538,027        | 15.85%            |
| 2 ABANKA VIPA                             | 6,531,579         | 634,027           | 490,230          | 7,655,836         | 10.52%            |
| 3 PERSPEKTIVA BPD                         | 2,422,964         | 2,722,509         | 354              | 5,145,827         | 7.07%             |
| 4 SKB BANKA                               | 956,601           | 3,990,083         | 9,963            | 4,956,647         | 6.81%             |
| 5 CERTIUS BPH                             | 3,855,894         | 875,713           | 201,314          | 4,932,922         | 6.78%             |
| 6 GBD GORENJSKA BORZNO POSREDNIŠKA DRUŽBA | 3,742,866         | 145,101           | 828,145          | 4,716,112         | 6.48%             |
| 7 NOVA LJUBLJANSKA BANKA                  | 2,123,502         | 1,805,351         | 202,800          | 4,131,653         | 5.68%             |
| 8 POTEZA                                  | 2,824,009         | 957,221           | 81,875           | 3,863,104         | 5.31%             |
| 9 ILIRIKA                                 | 3,353,985         | 376,427           | 43,575           | 3,773,986         | 5.19%             |
| 10 PUBLIKUM                               | 2,482,264         | 339,213           | 13,374           | 2,834,851         | 3.90%             |
| 11 HYPO ALPE-ADRIA-BANK                   | 2,452,989         | 232,264           | 12,630           | 2,697,883         | 3.71%             |
| 12 ARGONOS BPH                            | 2,342,635         | 51,003            | 290,598          | 2,684,237         | 3.69%             |
| 13 FACTOR BANKA                           | 688,398           | 1,857,520         | 71,224           | 2,617,142         | 3.60%             |
| 14 MP BPH                                 | 1,997,546         | 316,041           | 51,954           | 2,365,541         | 3.25%             |
| 15 KD BPD                                 | 1,568,544         | 205,202           | 6,337            | 1,780,084         | 2.45%             |
| 16 DEŽELNA BANKA SLOVENIJE                | 1,052,717         | 313,825           | 81,027           | 1,447,569         | 1.99%             |
| 17 PFCI                                   | 1,030,610         | 379,652           | 28,097           | 1,438,358         | 1.98%             |
| 18 RAIFFEISEN BANKA                       | 1,259,311         | 18,758            | 7,310            | 1,285,379         | 1.77%             |
| 19 NOVA KBM                               | 1,091,754         | 51,318            | 50,657           | 1,193,729         | 1.64%             |
| 20 PROBANKA                               | 806,157           | 243,699           | 133,495          | 1,183,352         | 1.63%             |
| 21 MOJA DELNICA BPH                       | 257,942           | 12,933            | 7,113            | 277,987           | 0.38%             |
| 22 BANKA KOPER                            | 190,229           | 4,881             | 48,327           | 243,437           | 0.33%             |
| 23 GORENJSKA BANKA                        | 9,284             | 4,195             | 1,781            | 15,259            | 0.02%             |
| <b>TOTAL</b>                              | <b>53,954,966</b> | <b>16,133,074</b> | <b>2,690,882</b> | <b>72,778,923</b> | <b>100.00%</b>    |

Total turnover by members in January 2009



## C4) HISTORICAL TURNOVER SERIES

### MONTHLY TURNOVER ON OFFICIAL AND SEMI-OFFICIAL MARKET

| Year 2008           | Number of trading days | Turnover via BTS (in EUR) |                  |                   | Number of trades via BTS |                 |
|---------------------|------------------------|---------------------------|------------------|-------------------|--------------------------|-----------------|
|                     |                        | per year                  | average per day  | average per trade | per year                 | average per day |
| January             | 21                     | 193,919,088               | 9,234,242        | 5,938             | 32,658                   | 1,555           |
| February            | 20                     | 118,914,771               | 5,945,739        | 5,328             | 22,317                   | 1,116           |
| March               | 19                     | 136,958,456               | 7,208,340        | 5,721             | 23,941                   | 1,260           |
| April               | 22                     | 199,185,935               | 9,053,906        | 6,764             | 29,448                   | 1,339           |
| May                 | 20                     | 72,224,108                | 3,611,205        | 4,366             | 16,542                   | 827             |
| June                | 20                     | 62,871,847                | 3,143,592        | 4,348             | 14,461                   | 723             |
| July                | 23                     | 60,709,246                | 2,639,532        | 4,274             | 14,205                   | 618             |
| August              | 20                     | 39,858,972                | 1,992,949        | 3,700             | 10,774                   | 539             |
| September           | 22                     | 95,882,452                | 4,358,293        | 4,424             | 21,674                   | 985             |
| October             | 22                     | 157,079,346               | 7,139,970        | 5,518             | 28,468                   | 1,294           |
| November            | 20                     | 72,541,168                | 3,627,058        | 3,780             | 19,192                   | 960             |
| December            | 21                     | 75,645,109                | 3,602,148        | 4,728             | 15,999                   | 762             |
| <b>TOTAL</b>        | <b>250</b>             | <b>1,285,790,499</b>      |                  |                   | <b>249,679</b>           |                 |
| <b>Average 2008</b> | <b>21</b>              | <b>107,149,208</b>        | <b>5,129,748</b> | <b>4,907</b>      | <b>20,807</b>            | <b>998</b>      |
| <b>Year 2009</b>    |                        |                           |                  |                   |                          |                 |
| January             | 20                     | 36,389,461                | 1,819,473        | 3,049             | 11,936                   | 597             |
| <b>TOTAL</b>        | <b>20</b>              | <b>36,389,461</b>         |                  |                   | <b>11,936</b>            |                 |
| <b>Average 2009</b> | <b>20</b>              | <b>36,389,461</b>         | <b>1,819,473</b> | <b>3,049</b>      | <b>11,936</b>            | <b>597</b>      |

### TURNOVER BY SECURITIES ON ALL MARKETS OF LJUBLJANA STOCK EXCHANGE IN YEARS 1998 - 2008

#### Total turnover and number of bargains

| Year | Number of trading days | Turnover via BTS (in EUR) |                 |                   | Number of trades via BTS |                 |
|------|------------------------|---------------------------|-----------------|-------------------|--------------------------|-----------------|
|      |                        | per year                  | average per day | average per trade | per year                 | average per day |
| 2009 | 20                     | 36,389,461                | 1,819,473       | 3,049             | 11,936                   | 597             |
| 2008 | 250                    | 1,285,790,499             | 5,129,748       | 4,907             | 249,679                  | 998             |
| 2007 | 246                    | 2,226,900,747             | 9,052,442       | 4,903             | 454,188                  | 1,846           |
| 2006 | 247                    | 996,477,198               | 4,034,321       | 4,353             | 228,941                  | 927             |
| 2005 | 250                    | 579,204,722               | 2,316,819       | 2,263             | 255,908                  | 1,024           |
| 2004 | 255                    | 837,861,029               | 3,285,730       | 2,382             | 351,760                  | 1,379           |
| 2003 | 249                    | 700,844,661               | 2,814,637       | 2,058             | 340,582                  | 1,368           |
| 2002 | 247                    | 1,156,611,591             | 4,682,638       | 2,563             | 451,250                  | 1,827           |
| 2001 | 247                    | 707,615,828               | 2,864,841       | 2,221             | 318,645                  | 1,290           |
| 2000 | 249                    | 1,174,224,149             | 4,715,760       | 2,971             | 395,284                  | 1,587           |
| 1999 | 254                    | 1,397,785,135             | 5,503,091       | 3,134             | 445,966                  | 1,756           |
| 1998 | 252                    | 2,259,292,124             | 8,965,445       | 9,531             | 237,049                  | 941             |



MONTHLY TURNOVER WITH REGULAR TRADES

| Year 2008           | Number of    | Turnover (in EUR)    |                  | average      | Number of trades |                 |
|---------------------|--------------|----------------------|------------------|--------------|------------------|-----------------|
| Month               | trading days | per month            | average per day  | per trade    | per month        | average per day |
| January             | 21           | 190,153,012          | 9,054,905        | 5,824        | 32,650           | 1,555           |
| February            | 20           | 107,955,016          | 5,397,751        | 4,839        | 22,309           | 1,115           |
| March               | 19           | 116,268,566          | 6,119,398        | 4,862        | 23,912           | 1,259           |
| April               | 22           | 136,791,273          | 6,217,785        | 4,651        | 29,414           | 1,337           |
| May                 | 20           | 62,071,429           | 3,103,571        | 3,755        | 16,529           | 826             |
| June                | 20           | 54,930,016           | 2,746,501        | 3,801        | 14,452           | 723             |
| July                | 23           | 52,624,494           | 2,288,021        | 3,707        | 14,195           | 617             |
| August              | 20           | 33,433,573           | 1,671,679        | 3,108        | 10,756           | 538             |
| September           | 22           | 87,042,131           | 3,956,461        | 4,021        | 21,649           | 984             |
| October             | 22           | 104,652,212          | 4,756,919        | 3,680        | 28,440           | 1,293           |
| November            | 20           | 62,382,497           | 3,119,125        | 3,253        | 19,175           | 959             |
| December            | 21           | 58,690,822           | 2,794,801        | 3,673        | 15,981           | 761             |
| <b>TOTAL</b>        | <b>250</b>   | <b>1,066,995,041</b> |                  |              | <b>249,462</b>   |                 |
| <b>Average 2008</b> | <b>21</b>    | <b>88,916,253</b>    | <b>4,268,910</b> | <b>4,098</b> | <b>20,789</b>    | <b>997</b>      |
| <b>Year 2009</b>    |              |                      |                  |              |                  |                 |
| January             | 20           | 32,612,545           | 1,630,627        | 2,734        | 11,928           | 596             |
| <b>TOTAL</b>        | <b>20</b>    | <b>32,612,545</b>    |                  |              | <b>11,928</b>    |                 |
| <b>Average 2009</b> | <b>20</b>    | <b>32,612,545</b>    | <b>1,630,627</b> | <b>2,734</b> | <b>11,928</b>    | <b>596</b>      |

MONTHLY TURNOVER WITH BLOCK TRADES

| Year 2008           | Number of    | Turnover (in EUR)  |                 | average        | Number of trades |                 |
|---------------------|--------------|--------------------|-----------------|----------------|------------------|-----------------|
| Month               | trading days | per month          | average per day | per trade      | per month        | average per day |
| January             | 21           | 3,766,076          | 179,337         | 470,760        | 8                | 0               |
| February            | 20           | 10,959,756         | 547,988         | 1,369,970      | 8                | 0               |
| March               | 19           | 20,689,890         | 1,088,942       | 713,444        | 29               | 2               |
| April               | 22           | 62,394,662         | 2,836,121       | 1,835,137      | 34               | 2               |
| May                 | 20           | 10,152,679         | 507,634         | 780,975        | 13               | 1               |
| June                | 20           | 7,941,831          | 397,092         | 882,426        | 9                | 0               |
| July                | 23           | 8,084,752          | 351,511         | 808,475        | 10               | 0               |
| August              | 20           | 6,425,399          | 321,270         | 356,967        | 18               | 1               |
| September           | 22           | 8,840,321          | 401,833         | 353,613        | 25               | 1               |
| October             | 22           | 52,427,134         | 2,383,052       | 1,872,398      | 28               | 1               |
| November            | 20           | 10,158,671         | 507,934         | 597,569        | 17               | 1               |
| December            | 21           | 16,954,287         | 807,347         | 941,905        | 18               | 1               |
| <b>TOTAL</b>        | <b>250</b>   | <b>218,795,458</b> |                 |                | <b>217</b>       |                 |
| <b>Average 2008</b> | <b>21</b>    | <b>18,232,955</b>  | <b>860,838</b>  | <b>915,303</b> | <b>18</b>        | <b>1</b>        |
| <b>Year 2009</b>    |              |                    |                 |                |                  |                 |
| January             | 20           | 3,776,916          | 188,846         | 472,115        | 8                | 0               |
| <b>TOTAL</b>        | <b>20</b>    | <b>3,776,916</b>   |                 |                | <b>8</b>         |                 |
| <b>Average 2009</b> | <b>20</b>    | <b>3,776,916</b>   | <b>188,846</b>  | <b>472,115</b> | <b>8</b>         | <b>0</b>        |

MONTHLY TURNOVER VIA BTS BY MARKETS ON LJUBLJANA STOCK EXCHANGE (In EUR)

|                   | Equity market      |                    |                   | Bond market        | Fund market       | Closed-end fund market | Structured products - short-term securities | TOTAL                | MoM Index |
|-------------------|--------------------|--------------------|-------------------|--------------------|-------------------|------------------------|---|----------------------|-----------|
|                   | Prime market       | Standard market    | Entry market      |                    |                   |                        |   |                      |           |
| <b>YEAR 2008</b>  |                    |                    |                   |                    |                   |                        |   |                      |           |
| January           | 121,560,624        | 51,408,613         | 7,378,543         | 5,467,741          | 1,392,848         | 6,710,719              | 0   | 193,919,088          | 83        |
| February          | 66,784,031         | 29,315,276         | 4,323,196         | 11,995,411         | 2,116,330         | 4,380,526              | 0   | 118,914,771          | 61        |
| March             | 81,011,466         | 21,336,592         | 6,305,504         | 19,573,088         | 1,016,311         | 7,715,495              | 0   | 136,958,456          | 115       |
| April             | 99,772,084         | 17,743,347         | 7,215,980         | 59,831,587         | 4,147,170         | 10,475,767             | 0   | 199,185,935          | 145       |
| May               | 35,696,836         | 12,052,933         | 6,580,296         | 8,663,524          | 1,031,189         | 8,199,330              | 0   | 72,224,108           | 36        |
| June              | 27,321,869         | 12,341,195         | 4,945,353         | 13,758,477         | 450,444           | 4,054,509              | 0   | 62,871,847           | 87        |
| July              | 33,336,260         | 14,076,854         | 3,958,377         | 3,954,637          | 424,843           | 4,958,275              | 0   | 60,709,246           | 97        |
| August            | 22,056,966         | 6,975,976          | 2,715,545         | 4,473,610          | 456,255           | 3,180,620              | 0   | 39,858,972           | 66        |
| September         | 53,305,356         | 16,293,031         | 5,071,802         | 16,924,058         | 750,882           | 3,537,323              | 0   | 95,882,452           | 241       |
| October           | 69,753,204         | 15,115,415         | 2,893,899         | 64,114,981         | 1,199,088         | 4,002,759              | 0   | 157,079,346          | 164       |
| November          | 40,698,597         | 8,670,452          | 2,196,388         | 16,954,378         | 1,480,558         | 2,540,794              | 0   | 72,541,168           | 46        |
| December          | 30,153,924         | 9,728,530          | 2,483,745         | 31,288,127         | 610,503           | 1,380,279              | 0   | 75,645,108           | 104       |
| <b>Total 2008</b> | <b>681,451,218</b> | <b>215,058,215</b> | <b>56,068,629</b> | <b>256,999,619</b> | <b>15,076,422</b> | <b>61,136,395</b>      | <b>0</b>                                    | <b>1,285,790,497</b> |           |
| <b>YEAR 2009</b>  |                    |                    |                   |                    |                   |                        |   |                      |           |
| December          | 20,618,948         | 5,316,230          | 1,042,305         | 8,066,537          | 397,382           | 948,059                | 0   | 36,389,461           | 48        |
| <b>Total 2009</b> | <b>20,618,948</b>  | <b>5,316,230</b>   | <b>1,042,305</b>  | <b>8,066,537</b>   | <b>397,382</b>    | <b>948,059</b>         | <b>0</b>                                    | <b>36,389,461</b>    |           |

MONTHLY TURNOVER BY SECURITIES ON LJUBLJANA STOCK EXCHANGE (In EUR)

|                   | Shares             | Bonds              | Funds             | Other    | TOTAL                | MoM Index |
|-------------------|--------------------|--------------------|-------------------|----------|----------------------|-----------|
| <b>YEAR 2008</b>  |                    |                    |                   |          |                      |           |
| January           | 180,347,780        | 5,467,741          | 8,103,567         | 0        | 193,919,088          | 83        |
| February          | 100,422,504        | 11,995,411         | 6,496,857         | 0        | 118,914,771          | 61        |
| March             | 108,653,562        | 19,573,088         | 8,731,806         | 0        | 136,958,456          | 115       |
| April             | 124,731,412        | 59,831,587         | 14,622,937        | 0        | 199,185,935          | 145       |
| May               | 54,330,065         | 8,663,524          | 9,230,519         | 0        | 72,224,108           | 36        |
| June              | 44,608,417         | 13,758,477         | 4,504,953         | 0        | 62,871,847           | 87        |
| July              | 51,371,491         | 3,954,637          | 5,383,118         | 0        | 60,709,246           | 97        |
| August            | 31,748,488         | 4,473,610          | 3,636,874         | 0        | 39,858,972           | 66        |
| September         | 74,670,189         | 16,924,058         | 4,288,205         | 0        | 95,882,452           | 241       |
| October           | 87,762,518         | 64,114,981         | 5,201,847         | 0        | 157,079,346          | 164       |
| November          | 51,565,437         | 16,954,378         | 4,021,352         | 0        | 72,541,168           | 46        |
| December          | 42,366,199         | 31,288,127         | 1,990,782         | 0        | 75,645,108           | 104       |
| <b>Total 2008</b> | <b>952,578,061</b> | <b>256,999,619</b> | <b>76,212,817</b> | <b>0</b> | <b>1,285,790,497</b> |           |
| <b>YEAR 2009</b>  |                    |                    |                   |          |                      |           |
| January           | 26,977,483         | 8,066,537          | 1,345,441         | 0        | 36,389,461           | 48        |
| <b>Total 2009</b> | <b>26,977,483</b>  | <b>8,066,537</b>   | <b>1,345,441</b>  | <b>0</b> | <b>36,389,461</b>    |           |

Monthly turnover by markets on Ljubljana Stock Exchange (in 000 EUR)



## D) MARKET CAPITALISATION

|                               | 31 Dec 2007           | 31 Jan 2008           | 31 Dec 2008           | 31 Jan 2009           | Index 31 Jan 2009<br>/ 31 Dec 2008 | Index 31 Jan 2009<br>/ 31 Jan 2008 | Index 31 Jan 2009<br>/ 31 Dec 2007 | Share          |
|-------------------------------|-----------------------|-----------------------|-----------------------|-----------------------|------------------------------------|------------------------------------|------------------------------------|----------------|
| <b>EQUITY MARKET</b>          | <b>19,740,120,309</b> | <b>17,923,596,591</b> | <b>8,468,424,538</b>  | <b>8,595,596,159</b>  | <b>102</b>                         | <b>48</b>                          | <b>44</b>                          | <b>53.59%</b>  |
| <b>PRIME MARKET</b>           | <b>12,312,426,558</b> | <b>15,225,774,381</b> | <b>4,151,217,570</b>  | <b>4,486,450,755</b>  | <b>108</b>                         | <b>29</b>                          | <b>36</b>                          | <b>27.97%</b>  |
| <b>STANDARD MARKET</b>        | <b>4,569,259,690</b>  | <b>10,938,448,403</b> | <b>2,589,281,938</b>  | <b>2,534,372,241</b>  | <b>98</b>                          | <b>23</b>                          | <b>55</b>                          | <b>15.80%</b>  |
| <b>ENTRY MARKET</b>           | <b>2,858,434,061</b>  | <b>4,287,325,978</b>  | <b>1,727,925,030</b>  | <b>1,574,773,163</b>  | <b>91</b>                          | <b>37</b>                          | <b>55</b>                          | <b>9.82%</b>   |
| Banks                         | 996,407,073           | 906,162,045           | 712,160,401           | 661,265,545           | 93                                 | 73                                 | 66                                 | 7.69%          |
| Companies                     | 18,743,713,236        | 17,017,434,546        | 7,302,124,936         | 7,448,026,967         | 102                                | 44                                 | 40                                 | 86.65%         |
| Insurance companies           |                       |                       | 454,139,201           | 486,303,647           | 107                                |                                    |                                    | 5.66%          |
| <b>BOND MARKET</b>            | <b>5,934,610,547</b>  | <b>5,988,067,242</b>  | <b>6,795,363,049</b>  | <b>7,066,932,471</b>  | <b>104</b>                         | <b>118</b>                         | <b>119</b>                         | <b>44.06%</b>  |
| State                         | 4,611,843,505         | 4,667,036,766         | 5,040,810,582         | 5,532,972,643         | 110                                | 119                                | 120                                | 78.29%         |
| Banks                         | 955,103,323           | 954,977,310           | 1,348,781,640         | 1,103,489,231         | 82                                 | 116                                | 116                                | 15.61%         |
| Companies                     | 335,053,720           | 333,443,166           | 373,160,828           | 397,860,596           | 107                                | 119                                | 119                                | 5.63%          |
| Insurance companies           | 32,610,000            | 32,610,000            | 32,610,000            | 32,610,000            | 100                                | 100                                | 100                                | 0.46%          |
| <b>FUND MARKET</b>            | <b>1,61,918,345</b>   | <b>145,588,130</b>    | <b>129,751,984</b>    | <b>132,908,955</b>    | <b>102</b>                         | <b>91</b>                          | <b>82</b>                          | <b>0.83%</b>   |
| <b>CLOSED-END FUND MARKET</b> | <b>1,021,572,525</b>  | <b>917,510,007</b>    | <b>223,951,283</b>    | <b>245,126,611</b>    | <b>109</b>                         | <b>27</b>                          | <b>24</b>                          | <b>1.53%</b>   |
| <b>TOTAL</b>                  | <b>26,858,221,726</b> | <b>24,974,761,971</b> | <b>15,617,490,855</b> | <b>16,040,564,196</b> | <b>103</b>                         | <b>64</b>                          | <b>60</b>                          | <b>100.00%</b> |

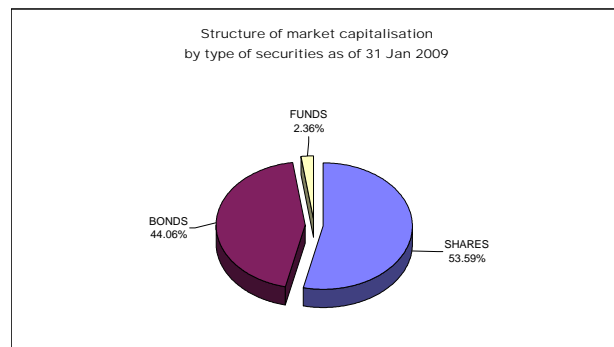
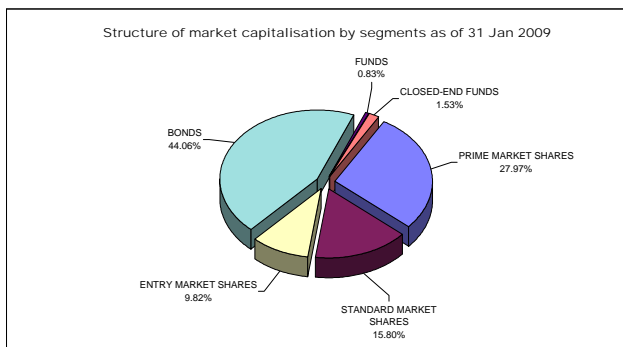
|               |                       |                       |                      |                      |            |           |           |          |
|---------------|-----------------------|-----------------------|----------------------|----------------------|------------|-----------|-----------|----------|
| <b>SHARES</b> | <b>19,740,120,309</b> | <b>17,923,596,591</b> | <b>8,468,424,538</b> | <b>8,595,596,159</b> | <b>102</b> | <b>48</b> | <b>43</b> | <b>-</b> |
|---------------|-----------------------|-----------------------|----------------------|----------------------|------------|-----------|-----------|----------|

|              |                      |                      |                      |                      |            |            |            |          |
|--------------|----------------------|----------------------|----------------------|----------------------|------------|------------|------------|----------|
| <b>BONDS</b> | <b>5,934,610,547</b> | <b>5,988,067,242</b> | <b>6,795,363,049</b> | <b>7,066,932,471</b> | <b>104</b> | <b>118</b> | <b>115</b> | <b>-</b> |
|--------------|----------------------|----------------------|----------------------|----------------------|------------|------------|------------|----------|

|              |                      |                      |                    |                    |            |           |           |          |
|--------------|----------------------|----------------------|--------------------|--------------------|------------|-----------|-----------|----------|
| <b>FUNDS</b> | <b>1,183,490,869</b> | <b>1,063,098,138</b> | <b>353,703,267</b> | <b>378,035,566</b> | <b>107</b> | <b>36</b> | <b>30</b> | <b>-</b> |
|--------------|----------------------|----------------------|--------------------|--------------------|------------|-----------|-----------|----------|

On 31 Jan 2009, the total market capitalisation of all shares traded, without investment funds, on the Ljubljana Stock Exchange corresponded to 25.6 % of GDP in 2007 - EUR 33,542 million (as reported by Statistical office of the Republic of Slovenia).

1EUR=1.4692 USD as of 31 Dec 2007 | 1EUR=1.4870 USD as of 31 Jan 2008 | 1EUR=1.3917 USD as of 31 Dec 2008 | 1EUR=1.2816 USD as of 31 Jan 2009



MARKET CAPITALISATION OF SHARES - PRIME MARKET

| Issue               | Number of shares traded | Number of issued shares | Share of traded shares | Price as of 31 Jan 2009 | Market capitalisation as of 31 Jan 2009 (in EUR) | Market capitalisation as of 31 Jan 2009 (in USD) |
|---------------------|-------------------------|-------------------------|------------------------|-------------------------|--|--|
| 1 KRKA              | 35,426,120              | 35,426,120              | 100.00%                | 54.32 EUR               | 1,924,346,838                                    | 2,466,242,908                                    |
| 2 TELEKOM SLOVENIJE | 6,535,478               | 6,535,478               | 100.00%                | 126.67 EUR              | 827,848,998                                      | 1,060,971,276                                    |
| 3 MERCATOR          | 3,765,361               | 3,765,361               | 100.00%                | 160.33 EUR              | 603,700,329                                      | 773,702,342                                      |
| 4 PETROL            | 2,086,301               | 2,086,301               | 100.00%                | 266.87 EUR              | 556,771,148                                      | 713,557,903                                      |
| 5 LUKA KOPER        | 14,000,000              | 14,000,000              | 100.00%                | 24.01 EUR               | 336,140,000                                      | 430,797,024                                      |
| 6 GORENJE           | 14,030,000              | 14,030,000              | 100.00%                | 11.70 EUR               | 164,151,000                                      | 210,375,922                                      |
| 7 INTEREUROPA       | 7,902,413               | 7,902,413               | 100.00%                | 9.30 EUR                | 73,492,441                                       | 94,187,912                                       |
| TOTAL               |                         |                         |                        |                         | 4,486,450,755                                    | 5,749,835,287                                    |

MARKET CAPITALISATION OF SHARES - STANDARD MARKET

| Issue                         | Number of shares traded | Number of issued shares | Share of traded shares | Price as of 31 Jan 2009 | Market capitalisation as of 31 Jan 2009 (in EUR) | Market capitalisation as of 31 Jan 2009 (in USD) |
|-------------------------------|-------------------------|-------------------------|------------------------|-------------------------|--|--|
| COMMON SHARES                 |                         |                         |                        |                         | 2,520,109,584                                    | 6,046,224,247                                    |
| 1 SAVA                        | 2,006,987               | 2,006,987               | 100.00%                | 245.98 EUR              | 493,678,662                                      | 632,698,574                                      |
| 2 ABANKA                      | 7,198,864               | 7,200,000               | 99.98%                 | 56.00 EUR               | 403,136,384                                      | 516,659,590                                      |
| 3 PIVOVARNA LAŠKO             | 8,581,972               | 8,581,972               | 100.00%                | 45.83 EUR               | 393,311,777                                      | 504,068,373                                      |
| 4 ZAVAROVALNICA TRIGLAV       | 22,735,148              | 22,735,148              | 100.00%                | 16.30 EUR               | 370,582,912                                      | 474,939,061                                      |
| 5 NOVA KREDITNA BANKA MARIBOR | 26,081,979              | 26,081,979              | 100.00%                | 9.35 EUR                | 243,866,504                                      | 312,539,311                                      |
| 6 POZAVAROVALNICA SAVA        | 9,362,519               | 9,362,519               | 100.00%                | 12.36 EUR               | 115,720,735                                      | 148,307,694                                      |
| 7 ISTRABENZ                   | 5,180,000               | 5,180,000               | 100.00%                | 21.69 EUR               | 112,354,200                                      | 143,993,143                                      |
| 8 TERME ČATEŽ                 | 497,022                 | 497,022                 | 100.00%                | 195.00 EUR              | 96,919,290                                       | 2,733,205,744                                    |
| 9 ISKRA AVTOELEKTRIKA         | 1,608,313               | 1,608,313               | 100.00%                | 40.00 EUR               | 64,332,520                                       | 289,906,379                                      |
| 10 SALUS, LJUBLJANA           | 134,980                 | 134,980                 | 100.00%                | 455.00 EUR              | 61,415,900                                       | 78,710,617                                       |
| 11 AERODROM LJUBLJANA         | 1,936,229               | 1,936,229               | 100.00%                | 27.45 EUR               | 53,149,486                                       | 68,116,381                                       |
| 12 ETOL                       | 254,619                 | 254,619                 | 100.00%                | 164.90 EUR              | 41,986,673                                       | 53,810,120                                       |
| 13 ŽITO                       | 355,792                 | 355,792                 | 100.00%                | 75.00 EUR               | 26,684,400                                       | 34,198,727                                       |
| 14 DELO PRODAJA               | 593,549                 | 593,549                 | 100.00%                | 28.00 EUR               | 16,619,372                                       | 21,299,387                                       |
| 15 MLINOTEST                  | 2,389,177               | 2,389,177               | 100.00%                | 5.00 EUR                | 11,945,885                                       | 15,309,846                                       |
| 16 KOMPAS MTS                 | 594,601                 | 594,601                 | 100.00%                | 19.50 EUR               | 11,594,720                                       | 14,859,793                                       |
| 17 NIKA                       | 189,876                 | 189,876                 | 100.00%                | 14.80 EUR               | 2,810,165  | 3,601,507  |
| PREFERRED SHARES              |                         |                         |                        |                         | 14,262,657                                       | 18,279,021                                       |
| 1 PROBANKA                    | 396,295                 | 400,000                 | 99.07%                 | 35.99 EUR               | 14,262,657                                       | 18,279,021                                       |
| TOTAL                         |                         |                         |                        |                         | 2,534,372,241                                    | 6,064,503,269                                    |

EXCHANGE RATE 1 EUR= 1.2816 USD as of 31 Jan 2009

## MARKET CAPITALISATION OF SHARES - ENTRY MARKET

|    | Issue                              | Number of shares traded | Number of issued shares | Share of traded shares | Price as of 31 Jan 2009 | Market capitalisation as of 31 Jan 2009 (in EUR) | Market capitalisation as of 31 Jan 2009 (in USD) |
|----|------------------------------------|-------------------------|-------------------------|------------------------|-------------------------|--|--|
|    | <b>COMMON SHARES</b>               |                         |                         |                        |                         | <b>1,558,374,172</b>                             | <b>1,997,212,339</b>                             |
| 1  | NFD HOLDING                        | 33,727,196              | 33,727,196              | 100.00%                | 4.50 EUR                | 151,772,382                                      | 194,511,485                                      |
| 2  | LESNINA                            | 76,495                  | 76,495                  | 100.00%                | 1,931.00 EUR            | 147,711,845                                      | 189,307,501                                      |
| 3  | KD GROUP                           | 2,675,640               | 2,675,640               | 100.00%                | 51.90 EUR               | 138,865,716                                      | 177,970,302                                      |
| 4  | HELIOS, DOMŽALE                    | 278,446                 | 278,446                 | 100.00%                | 489.41 EUR              | 136,274,257                                      | 174,649,088                                      |
| 5  | AKTIVA NALOŽBE                     | 18,214,875              | 18,214,875              | 100.00%                | 6.50 EUR                | 118,396,688                                      | 151,737,195                                      |
| 6  | KD                                 | 186,436                 | 186,436                 | 100.00%                | 620.00 EUR              | 115,590,320                                      | 148,140,554                                      |
| 7  | ZVON ENA HOLDING                   | 12,431,743              | 12,431,743              | 100.00%                | 7.20 EUR                | 89,508,550                                       | 114,714,157                                      |
| 8  | CINKARNA CELJE                     | 814,626                 | 814,626                 | 100.00%                | 69.90 EUR               | 56,942,357                                       | 72,977,325                                       |
| 9  | INFOND HOLDING                     | 16,833,414              | 16,833,414              | 100.00%                | 2.79 EUR                | 46,965,225                                       | 60,190,632                                       |
| 10 | FINETOL                            | 254,619                 | 254,619                 | 100.00%                | 179.50 EUR              | 45,704,111                                       | 58,574,388                                       |
| 11 | MAKSIMA HOLDING                    | 6,399,850               | 6,399,850               | 100.00%                | 5.00 EUR                | 31,999,250                                       | 41,010,239                                       |
| 12 | MAKSIMA INVEST                     | 7,451,949               | 7,451,949               | 100.00%                | 4.15 EUR                | 30,925,588                                       | 39,634,234                                       |
| 13 | JUTEKS                             | 641,432                 | 641,432                 | 100.00%                | 48.00 EUR               | 30,788,736                                       | 39,458,844                                       |
| 14 | VIPA HOLDING                       | 7,347,565               | 7,347,565               | 100.00%                | 3.80 EUR                | 27,920,747                                       | 35,783,229                                       |
| 15 | ZVON DVA HOLDING                   | 14,120,934              | 14,120,934              | 100.00%                | 1.95 EUR                | 27,535,821                                       | 35,289,909                                       |
| 16 | NAMA                               | 953,795                 | 953,795                 | 100.00%                | 27.54 EUR               | 26,267,514                                       | 33,664,446                                       |
| 17 | ZLATA MONETA II                    | 8,232,861               | 8,232,861               | 100.00%                | 3.00 EUR                | 24,698,583                                       | 31,653,704                                       |
| 18 | SWATY                              | 288,940                 | 288,940                 | 100.00%                | 80.00 EUR               | 23,115,200                                       | 29,624,440                                       |
| 19 | MARINA PORTOROŽ                    | 313,932                 | 313,932                 | 100.00%                | 70.00 EUR               | 21,975,240                                       | 28,163,468                                       |
| 20 | GRAND HOTEL UNION                  | 1,814,613               | 1,814,613               | 100.00%                | 11.60 EUR               | 21,049,511                                       | 26,977,053                                       |
| 21 | MEDVEŠEK PUŠNIK DZU                | 75,000                  | 75,000                  | 100.00%                | 240.00 EUR              | 18,000,000                                       | 23,068,800                                       |
| 22 | TRIGLAV NALOŽBE                    | 13,182,366              | 13,182,366              | 100.00%                | 1.27 EUR                | 16,741,605                                       | 21,456,041                                       |
| 23 | MODRA LINIJA HOLDING               | 2,192,411               | 2,192,411               | 100.00%                | 7.31 EUR                | 16,026,524                                       | 20,539,594                                       |
| 24 | CENTER NALOŽBE                     | 3,777,004               | 3,777,004               | 100.00%                | 4.08 EUR                | 15,410,176                                       | 19,749,682                                       |
| 25 | MERCATA                            | 2,891,874               | 2,891,874               | 100.00%                | 5.00 EUR                | 14,459,370                                       | 18,531,129                                       |
| 26 | GORENJSKI TISK                     | 963,349                 | 963,349                 | 100.00%                | 14.00 EUR               | 13,486,886                                       | 17,284,793                                       |
| 27 | CETIS                              | 200,000                 | 200,000                 | 100.00%                | 60.00 EUR               | 12,000,000                                       | 15,379,200                                       |
| 28 | HRAM HOLDING                       | 4,346,667               | 4,346,667               | 100.00%                | 2.75 EUR                | 11,953,334                                       | 15,319,393                                       |
| 29 | MEDVEŠEK PUŠNIK                    | 800,000                 | 800,000                 | 100.00%                | 13.01 EUR               | 10,408,000                                       | 13,338,893                                       |
| 30 | PLAMA - PUR                        | 686,798                 | 686,798                 | 100.00%                | 15.00 EUR               | 10,301,970                                       | 13,203,005                                       |
| 31 | M1                                 | 3,932,515               | 3,932,515               | 100.00%                | 2.50 EUR                | 9,831,288  | 12,599,778                                       |
| 32 | KS NALOŽBE                         | 3,909,878               | 3,909,878               | 100.00%                | 2.00 EUR                | 7,819,756  | 10,021,799                                       |
| 33 | GEA                                | 1,254,960               | 1,254,960               | 100.00%                | 5.99 EUR                | 7,517,210  | 9,634,057  |
| 34 | DATALAB TEHNOLOGIJE                | 106,519                 | 106,519                 | 100.00%                | 70.20 EUR               | 7,477,634  | 9,583,335  |
| 35 | MELAMIN                            | 349,913                 | 349,913                 | 100.00%                | 21.20 EUR               | 7,418,156  | 9,507,108  |
| 36 | JAVOR PIVKA                        | 1,194,700               | 1,194,700               | 100.00%                | 5.49 EUR                | 6,558,903  | 8,405,890  |
| 37 | ALPETOUR POTOVALNA AGENCIJA        | 497,847                 | 497,847                 | 100.00%                | 13.00 EUR               | 6,472,011  | 8,294,529  |
| 38 | ŽELEZARNA RAVNE - MONTER DRAVOGRAD | 336,225                 | 336,225                 | 100.00%                | 19.00 EUR               | 6,388,275  | 8,187,213  |
| 39 | SLOVENIJALES                       | 273,377                 | 273,604                 | 99.92%                 | 21.10 EUR               | 5,768,255  | 7,392,595  |
| 40 | TERME DOBRNA                       | 692,542                 | 692,542                 | 100.00%                | 7.00 EUR                | 4,847,794  | 6,212,933  |
| 41 | ALPOS                              | 144,913                 | 144,913                 | 100.00%                | 30.00 EUR               | 4,347,390  | 5,571,615  |
| 42 | VELANA                             | 1,409,645               | 1,409,645               | 100.00%                | 3.00 EUR                | 4,228,935  | 5,419,803  |
| 43 | GORIŠKE OPEKARNE                   | 523,634                 | 523,634                 | 100.00%                | 8.00 EUR                | 4,189,072  | 5,368,715  |
| 44 | TRDNJAVA I HOLDING                 | 891,750                 | 891,750                 | 100.00%                | 4.00 EUR                | 3,567,000  | 4,571,467  |

MARKET CAPITALISATION OF SHARES - ENTRY MARKET

|    | Issue                    | Number of shares traded | Number of issued shares | Share of traded shares | Price as of 31 Jan 2009 | Market capitalisation as of 31 Jan 2009 (in EUR) | Market capitalisation as of 31 Jan 2009 (in USD) |
|----|--------------------------|-------------------------|-------------------------|------------------------|-------------------------|--|--|
| 45 | SIVENT                   | 1,229,712               | 1,229,712               | 100.00%                | 2.29 EUR                | 2,816,040  | 3,609,037  |
| 46 | INTERTRADE ITA           | 69,531                  | 69,531                  | 100.00%                | 40.49 EUR               | 2,815,310  | 3,608,102  |
| 47 | KOŠAKI TMI               | 43,236                  | 43,236                  | 100.00%                | 58.00 EUR               | 2,507,688  | 3,213,853  |
| 48 | ELMO                     | 708,000                 | 708,000                 | 100.00%                | 3.50 EUR                | 2,478,000  | 3,175,805  |
| 49 | INLES                    | 712,410                 | 712,410                 | 100.00%                | 2.70 EUR                | 1,923,507  | 2,465,167  |
| 50 | TRDNJAVA HOLDING         | 2,593,123               | 2,593,123               | 100.00%                | 0.65 EUR                | 1,685,530  | 2,160,175  |
| 51 | TEKSTINA                 | 1,127,293               | 1,127,293               | 100.00%                | 1.40 EUR                | 1,578,210  | 2,022,634  |
| 52 | MKT PRINT                | 103,954                 | 103,954                 | 100.00%                | 15.00 EUR               | 1,559,310  | 1,998,412  |
| 53 | MIP                      | 1,978,742               | 1,978,742               | 100.00%                | 0.42 EUR                | 831,072  | 1,065,101  |
| 54 | ZDRAVILIŠČE ROGAŠKA      | 901,581                 | 961,898                 | 93.73%                 | 0.65 EUR                | 586,028  | 751,053  |
| 55 | JELEN GOSTINSKO PODJETJE | 67,798                  | 67,798                  | 100.00%                | 3.34 EUR                | 226,445  | 290,212  |
| 56 | D NALOŽBE                | 90,810                  | 90,810                  | 100.00%                | 1.54 EUR                | 139,847  | 179,228  |
|    | <b>PREFERRED SHARES</b>  |                         |                         |                        |                         | <b>16,398,991</b>                                | <b>21,016,947</b>                                |
| 1  | PRVA GROUP               | 170,000                 | 170,000                 | 100.00%                | 58.40 EUR               | 9,928,000  | 12,723,725                                       |
| 2  | KD GROUP                 | 266,413                 | 266,413                 | 100.00%                | 24.11 EUR               | 6,423,217  | 8,231,995  |
| 3  | ZDRAVILIŠČE ROGAŠKA      | 28,102                  | 30,000                  | 93.67%                 | 1.70 EUR                | 47,773   | 61,226   |
|    | <b>TOTAL</b>             |                         |                         |                        |                         | <b>1,574,773,163</b>                             | <b>2,018,229,286</b>                             |

EXCHANGE RATE 1 EUR= 1.2816 USD as of 31 Jan 2009

MARKET CAPITALISATION OF BONDS

|    | Izdaja  | Number of issued bonds | Price as of 31 Jan 2009 | Principal amt. as of 31 Jan 2009 | Currency of denomination | Market capitalisation as of 31 Jan 2009 (in EUR) | Market capitalisation as of 31 Jan 2009 (in USD) |
|----|---|------------------------|-------------------------|----------------------------------|--------------------------|--|--|
| 1  | REPUBLIKA SLOVENIJA 59 <sup>th</sup> ISSUE          | 25,553,128             | 98.50                   | 41.73                            | EUR                      | 1,050,337,051                                    | 1,346,111,965                                    |
| 2  | REPUBLIKA SLOVENIJA 63 <sup>rd</sup> ISSUE          | 1,000,000              | 98.75                   | 1,000.00                         | EUR                      | 987,500,000                                      | 1,265,580,000                                    |
| 3  | SLOVENSKA ODŠKODNINSKA DRUŽBA 2 <sup>nd</sup> ISSUE | 15,435,123             | 101.59                  | 41.33                            | EUR                      | 648,076,778                                      | 830,575,199                                      |
| 4  | SID BANKA 1 <sup>st</sup> ISSUE                     | 5,000                  |                         | 100,000.00                       | EUR                      | 500,000,000                                      | 640,800,000                                      |
| 5  | REPUBLIKA SLOVENIJA 62 <sup>nd</sup> ISSUE          | 9,358,736              | 96.00                   | 41.73                            | EUR                      | 374,918,451                                      | 480,495,487                                      |
| 6  | REPUBLIKA SLOVENIJA 60 <sup>th</sup> ISSUE          | 8,833,535              | 100.50                  | 41.73                            | EUR                      | 370,466,533                                      | 474,789,908                                      |
| 7  | REPUBLIKA SLOVENIJA 61 <sup>st</sup> ISSUE          | 7,880,699              | 99.32                   | 41.73                            | EUR                      | 326,625,311                                      | 418,602,998                                      |
| 8  | REPUBLIKA SLOVENIJA 57 <sup>th</sup> ISSUE          | 6,223,274              | 104.40                  | 41.73                            | EUR                      | 271,123,902                                      | 347,472,393                                      |
| 9  | REPUBLIKA SLOVENIJA 56 <sup>th</sup> ISSUE          | 4,841,198              | 99.94                   | 41.73                            | EUR                      | 201,901,979                                      | 258,757,576                                      |
| 10 | REPUBLIKA SLOVENIJA 33 <sup>rd</sup> ISSUE          | 248,716                | 140.00                  | 511.29                           | EUR                      | 178,032,405                                      | 228,166,330                                      |
| 11 | NLB 24 <sup>th</sup> ISSUE                          | 100,000                |                         | 1,000.00                         | EUR                      | 100,000,000                                      | 128,160,000                                      |
| 12 | REPUBLIKA SLOVENIJA 53 <sup>rd</sup> ISSUE          | 792,909                | 100.01                  | 100.00                           | EUR                      | 79,298,829                                       | 101,629,379                                      |
| 13 | REPUBLIKA SLOVENIJA 54 <sup>th</sup> ISSUE          | 1,828,310              | 103.00                  | 41.73                            | EUR                      | 78,584,238                                       | 100,713,559                                      |
| 14 | REPUBLIKA SLOVENIJA 38 <sup>th</sup> ISSUE          | 688,470                | 104.01                  | 100.00                           | EUR                      | 71,607,765                                       | 91,772,511                                       |
| 15 | NLB 18 <sup>th</sup> ISSUE                          | 150,000                | 100.00                  | 417.29                           | EUR                      | 62,593,500                                       | 80,219,830                                       |
| 16 | DARS 2 <sup>nd</sup> ISSUE                          | 148,000                |                         | 417.29                           | EUR                      | 61,758,920                                       | 79,150,232                                       |
| 17 | DARS  | 134,300                | 109.00                  | 417.29                           | EUR                      | 61,085,831                                       | 78,287,601                                       |
| 18 | NLB 15 <sup>th</sup> ISSUE                          | 131,126                | 102.20                  | 417.29                           | EUR                      | 55,921,355                                       | 71,668,809                                       |
| 19 | REPUBLIKA SLOVENIJA 29 <sup>th</sup> ISSUE          | 550,000                | 101.11                  | 100.00                           | EUR                      | 55,610,500                                       | 71,270,417                                       |
| 20 | REPUBLIKA SLOVENIJA 48 <sup>th</sup> ISSUE          | 564,652                | 97.90                   | 100.00                           | EUR                      | 55,279,431                                       | 70,846,119                                       |
| 21 | NLB 23 <sup>rd</sup> ISSUE                          | 54,200                 |                         | 1,000.00                         | EUR                      | 54,200,000                                       | 69,462,720                                       |
| 22 | NLB 13 <sup>th</sup> ISSUE                          | 117,335                | 107.50                  | 417.29                           | EUR                      | 52,634,926                                       | 67,456,922                                       |
| 23 | REPUBLIKA SLOVENIJA 26 <sup>th</sup> ISSUE          | 499,765                | 102.00                  | 100.00                           | EUR                      | 50,976,030                                       | 65,330,880                                       |
| 24 | BANKA CELJE 11 <sup>th</sup> ISSUE                  | 50,000                 |                         | 1,000.00                         | EUR                      | 50,000,000                                       | 64,080,000                                       |
| 25 | REPUBLIKA SLOVENIJA 50 <sup>th</sup> ISSUE          | 485,270                | 101.53                  | 100.00                           | EUR                      | 49,269,463                                       | 63,143,744                                       |
| 26 | REPUBLIKA SLOVENIJA 18 <sup>th</sup> ISSUE          | 450,166                | 101.50                  | 100.00                           | EUR                      | 45,691,849                                       | 58,558,674                                       |
| 27 | DARS 3 <sup>rd</sup> ISSUE                          | 102,000                | 102.00                  | 417.29                           | EUR                      | 43,414,852                                       | 55,640,474                                       |
| 28 | KD HOLDING 1 <sup>st</sup> ISSUE                    | 400,000                | 102.50                  | 100.00                           | EUR                      | 41,000,000                                       | 52,545,600                                       |
| 29 | NLB 19 <sup>th</sup> ISSUE                          | 100,000                | 98.00                   | 417.29                           | EUR                      | 40,894,420                                       | 52,410,289                                       |
| 30 | NLB 17 <sup>th</sup> ISSUE                          | 101,694                | 95.00                   | 417.29                           | EUR                      | 40,314,095                                       | 51,666,544                                       |
| 31 | REPUBLIKA SLOVENIJA 23 <sup>rd</sup> ISSUE          | 400,000                | 100.00                  | 100.00                           | EUR                      | 40,000,000                                       | 51,264,000                                       |
| 32 | KD HOLDING 2 <sup>nd</sup> ISSUE                    | 400,000                | 97.20                   | 100.00                           | EUR                      | 38,880,000                                       | 49,828,608                                       |
| 33 | REPUBLIKA SLOVENIJA 21 <sup>st</sup> ISSUE          | 1,343,445              | 97.92                   | 27.33                            | EUR                      | 35,952,652                                       | 46,076,918                                       |
| 34 | POSLOVNI SISTEM MERCATOR                            | 365,400                | 96.50                   | 100.00                           | EUR                      | 35,261,100                                       | 45,190,626                                       |
| 35 | DELO PRODAJA 1 <sup>st</sup> ISSUE                  | 4,662,470              | 72.95                   | 10.00                            | EUR                      | 34,012,719                                       | 43,590,700                                       |
| 36 | ZAVAROVALNICA TRIGLAV 1 <sup>st</sup> ISSUE         | 30,000                 | 108.70                  | 1,000.00                         | EUR                      | 32,610,000                                       | 41,792,976                                       |
| 37 | NLB 16 <sup>th</sup> ISSUE                          | 77,557                 | 98.50                   | 417.29                           | EUR                      | 31,878,304                                       | 40,855,235                                       |
| 38 | BANKA CELJE 10 <sup>th</sup> ISSUE                  | 370,000                | 86.00                   | 100.00                           | EUR                      | 31,820,000                                       | 40,780,512                                       |
| 39 | DROGA KOLINSKA 1 <sup>st</sup> ISSUE                | 30,000                 |                         | 1,000.00                         | EUR                      | 30,000,000                                       | 38,448,000                                       |
| 40 | PROBANKA 10 <sup>th</sup> ISSUE                     | 30,000                 |                         | 1,000.00                         | EUR                      | 30,000,000                                       | 38,448,000                                       |
| 41 | NLB 22 <sup>nd</sup> ISSUE                          | 298,940                | 100.00                  | 100.00                           | EUR                      | 29,894,000                                       | 38,312,150                                       |
| 42 | REPUBLIKA SLOVENIJA 49 <sup>th</sup> ISSUE          | 77,979                 | 99.01                   | 380.00                           | EUR                      | 29,338,663                                       | 37,600,431                                       |
| 43 | NOVA KBM 8 <sup>th</sup> ISSUE                      | 70,000                 | 99.50                   | 417.29                           | EUR                      | 29,064,249                                       | 37,248,741                                       |
| 44 | NLB 21 <sup>st</sup> ISSUE                          | 69,500                 |                         | 417.29                           | EUR                      | 29,001,655                                       | 37,168,521                                       |
| 45 | NOVA KBM 7 <sup>th</sup> ISSUE                      | 70,000                 | 98.22                   | 417.29                           | EUR                      | 28,690,357                                       | 36,769,561                                       |
| 46 | NLB 11 <sup>th</sup> ISSUE                          | 26,326                 | 99.70                   | 1,000.00                         | EUR                      | 26,247,022                                       | 33,638,183                                       |
| 47 | NOVA KBM 5 <sup>th</sup> ISSUE                      | 60,000                 | 103.10                  | 417.29                           | EUR                      | 25,813,559                                       | 33,082,658                                       |
| 48 | FACTOR BANKA 17 <sup>th</sup> ISSUE                 | 25,000                 |                         | 1,000.00                         | EUR                      | 25,000,000                                       | 32,040,000                                       |
| 49 | PROBANKA 9 <sup>th</sup> ZDAJA                      | 250,000                | 100.00                  | 100.00                           | EUR                      | 25,000,000                                       | 32,040,000                                       |
| 50 | REPUBLIKA SLOVENIJA 32 <sup>nd</sup> ISSUE          | 238,655                | 102.00                  | 100.00                           | EUR                      | 24,342,810                                       | 31,197,745                                       |
| 51 | NLB 20 <sup>th</sup> ISSUE                          | 57,100                 | 0.00                    | 417.29                           | EUR                      | 23,827,259                                       | 30,537,015                                       |
| 52 | ABANKA VIPA 11 <sup>th</sup> ISSUE                  | 500,000                | 99.70                   | 41.73                            | EUR                      | 20,802,405                                       | 26,660,362                                       |
| 53 | CIMOS 1 <sup>st</sup> ISSUE                         | 200,000                | 102.80                  | 100.00                           | EUR                      | 20,560,000                                       | 26,349,696                                       |

| Izdaja | Number of issued bonds                                | Price as of 31 Jan 2009 | Principal amt. as of 31 Jan 2009 | Currency of denomination | Market capitalisation as of 31 Jan 2009 (in EUR) | Market capitalisation as of 31 Jan 2009 (in USD) |                      |
|--------|---|-------------------------|----------------------------------|--------------------------|--|--|----------------------|
| 54     | BANKA CELJE 9 <sup>th</sup> ISSUE                     | 50,000                  | 96.40                            | 417.29                   | EUR  | 20,113,378                                       | 25,777,305           |
| 55     | ABANKA VIPA 12 <sup>th</sup> ISSUE                    | 500,000                 | 95.50                            | 41.73                    | EUR  | 19,926,075                                       | 25,537,258           |
| 56     | ABANKA VIPA 10 <sup>th</sup> ISSUE                    | 21,000                  | 94.30                            | 1,000.00                 | EUR  | 19,803,000                                       | 25,379,529           |
| 57     | ABANKA VIPA 7 <sup>th</sup> ISSUE                     | 173,000                 | 98.50                            | 100.00                   | EUR  | 17,040,500                                       | 21,839,105           |
| 58     | POŠTNA BANKA SLOVENIJE 7 <sup>th</sup> ISSUE          | 40,000                  | 94.70                            | 417.29                   | EUR  | 15,806,945                                       | 20,258,181           |
| 59     | POTEZA SKUPINA 1 <sup>st</sup> ISSUE                  | 15,415                  | 100.00                           | 1,000.00                 | EUR  | 15,415,000                                       | 19,755,864           |
| 60     | ABANKA 6 <sup>th</sup> ISSUE                          | 135,000                 | 100.50                           | 100.00                   | EUR  | 13,567,500                                       | 17,388,108           |
| 61     | FACTOR BANKA 11 <sup>th</sup> ISSUE                   | 13,000                  | 103.70                           | 1,000.00                 | EUR  | 13,481,000                                       | 17,277,250           |
| 62     | FACTOR BANKA 20 <sup>th</sup> ISSUE                   | 13,090                  | 96.03                            | 1,000.00                 | EUR  | 12,570,327                                       | 16,110,131           |
| 63     | BANKA DOMŽALE 1 <sup>st</sup> ISSUE                   | 125,000                 |                                  | 100.00                   | EUR  | 12,500,000                                       | 16,020,000           |
| 64     | PROBANKA 7 <sup>th</sup> ISSUE                        | 120,000                 | 102.00                           | 100.00                   | EUR  | 12,240,000                                       | 15,686,784           |
| 65     | FACTOR BANKA 19 <sup>th</sup> ISSUE                   | 12,155                  | 100.30                           | 1,000.00                 | EUR  | 12,191,465                                       | 15,624,582           |
| 66     | BANKA CELJE 8 <sup>th</sup> ISSUE                     | 125,000                 | 97.00                            | 100.00                   | EUR  | 12,125,000                                       | 15,539,400           |
| 67     | FACTOR BANKA 14 <sup>th</sup> ISSUE                   | 1,216                   | 98.00                            | 10,000.00                | EUR  | 11,916,800                                       | 15,272,571           |
| 68     | ABANKA VIPA 8 <sup>th</sup> ISSUE                     | 100,000                 | 101.80                           | 100.00                   | EUR  | 10,180,000                                       | 13,046,688           |
| 69     | BANKA CELJE 7 <sup>th</sup> ISSUE                     | 100,000                 | 100.20                           | 100.00                   | EUR  | 10,020,000                                       | 12,841,632           |
| 70     | FACTOR BANKA 12 <sup>th</sup> ISSUE                   | 2,500,000               | 95.27                            | 4.17                     | EUR  | 9,931,898  | 12,728,720           |
| 71     | ABANKA VIPA 9 <sup>th</sup> ISSUE                     | 100,000                 | 96.31                            | 100.00                   | EUR  | 9,631,000  | 12,343,090           |
| 72     | PROBANKA 8 <sup>th</sup> ISSUE                        | 92,000                  | 100.00                           | 100.00                   | EUR  | 9,200,000  | 11,790,720           |
| 73     | FACTOR BANKA 15 <sup>th</sup> ISSUE                   | 9,000                   | 102.00                           | 1,000.00                 | EUR  | 9,180,000  | 11,765,088           |
| 74     | FACTOR BANKA 21 <sup>st</sup> ISSUE                   | 7,338                   | 96.03                            | 1,000.00                 | EUR  | 7,046,681  | 9,031,027            |
| 75     | KB1909 1 <sup>st</sup> ISSUE                          | 10,000                  | 102.50                           | 600.00                   | EUR  | 6,150,000  | 7,881,840            |
| 76     | FACTOR BANKA 9 <sup>th</sup> ISSUE                    | 5,927                   | 99.00                            | 1,000.00                 | EUR  | 5,867,730  | 7,520,083            |
| 77     | POTEZA NALOŽBE  | 100,000                 | 100.60                           | 58.01                    | EUR  | 5,836,178  | 7,479,646            |
| 78     | FMR   | 50,000                  | 103.00                           | 100.00                   | EUR  | 5,150,000  | 6,600,240            |
| 79     | DEOS 1 <sup>st</sup> ISSUE                            | 58,259                  | 100.02                           | 88.09                    | EUR  | 5,133,062  | 6,578,532            |
| 80     | FACTOR BANKA 16 <sup>th</sup> ISSUE                   | 500                     | 102.00                           | 10,000.00                | EUR  | 5,100,000  | 6,536,160            |
| 81     | BANKA ZASAVJE 3 <sup>rd</sup> ISSUE                   | 5,000                   | 100.53                           | 1,000.00                 | EUR  | 5,026,500  | 6,441,962            |
| 82     | REPUBLIKA SLOVENIJA 44 <sup>th</sup> ISSUE            | 106,483                 | 106.20                           | 41.73                    | EUR  | 4,719,035  | 6,047,915            |
| 83     | POŠTNA BANKA SLOVENIJE 6 <sup>th</sup> ISSUE          | 10,000                  | 104.00                           | 417.29                   | EUR  | 4,339,816  | 5,561,908            |
| 84     | FACTOR BANKA 6 <sup>th</sup> ISSUE                    | 10,000                  | 100.00                           | 419.65                   | EUR  | 4,196,510  | 5,378,247            |
| 85     | STANOVANJSKI SKLAD RS 3 <sup>rd</sup> ISSUE           | 20,000                  | 105.44                           | 124.50                   | EUR  | 2,633,587  | 3,375,205            |
| 86     | STANOVANJSKI SKLAD RS 1 <sup>st</sup> ISSUE           | 70,965                  | 100.50                           | 9.61                     | EUR  | 685,384  | 878,388              |
| 87     | BANKA VIPA 7 <sup>th</sup> ISSUE                      | 10,000                  | 98.00                            | 50.00                    | EUR  | 490,000  | 627,984              |
| 88     | SIP STROJNA INDUSTRIJA 1 <sup>st</sup> ISSUE B SERIES | 17,250                  |                                  | 20.46                    | EUR  | 352,935  | 452,321              |
| 89     | BANKA VIPA 6 <sup>th</sup> ISSUE                      | 10,000                  | 100.00                           | 25.00                    | EUR  | 250,000  | 320,400              |
|        | <b>TOTAL</b>  |                         |                                  |                          |  | <b>7,066,932,471</b>                             | <b>9,056,980,655</b> |

|               |        |        |                       |
|---------------|--------|--------|-----------------------|
| EXCHANGE RATE | 1 EUR= | 1.2816 | USD as of 31 Jan 2009 |
|---------------|--------|--------|-----------------------|



## MARKET CAPITALISATION OF OPEN-END FUNDS

|   | <b>Mutual fund / ETF</b>                 | <b>Number of coupons traded</b> | <b>Price as of 31 Jan 2009</b> | <b>Market capitalisation as of 31 Jan 2009 (in EUR)</b> | <b>Market capitalisation as of 31 Jan 2009 (in USD)</b> |
|---|--|---------------------------------|--------------------------------|---|---|
| 1 | INFOND GLOBAL                            | 6,489,611                       | 8.07 EUR                       | 52,371,161  | 67,118,880  |
| 2 | PROBANKA GLOBALNI NALOŽBENI SKLAD        | 76,890,279                      | 0.640 EUR                      | 49,363,559  | 63,264,337  |
| 3 | INFOND DYNAMIC                           | 5,094,582                       | 3.36 EUR                       | 17,117,796  | 21,938,167  |
| 4 | MP-BALKAN.SI                             | 383,740                         | 23.25 EUR                      | 8,921,955   | 11,434,378  |
| 5 | MP-EUROSTOCK.SI                          | 1,073,122                       | 3.97 EUR                       | 4,260,294   | 5,459,993   |
| 6 | INDEKSNI VZAJEMNI SKLAD PB BIOTECH INDEX | 551,437                         | 0.970 EUR                      | 534,894   | 685,520   |
| 7 | INDEKSNI VZAJEMNI SKLAD PB URANIUM INDEX | 734,408                         | 0.460 EUR                      | 339,297   | 434,842   |
|   | <b>TOTAL</b>                             |                                 |                                | <b>132,908,955</b>                                      | <b>170,336,117</b>                                      |

## MARKET CAPITALISATION OF CLOSE-END FUNDS

|   | <b>Investment company</b>          | <b>Number of shares traded</b> | <b>Price as of 31 Jan 2009</b> | <b>Market capitalisation as of 31 Jan 2009 (in EUR)</b> | <b>Market capitalisation as of 31 Jan 2009 (in USD)</b> |
|---|------------------------------------|--------------------------------|--------------------------------|---|---|
| 1 | NFD 1 DELNIŠKI INVESTICIJSKI SKLAD | 160,580,300                    | 0.970 EUR                      | 155,281,150   | 199,008,322   |
| 2 | KRONA SENIOR                       | 6,895,504                      | 5.70 EUR                       | 39,304,373  | 50,372,484  |
| 3 | KD ID                              | 9,181,542                      | 3.86 EUR                       | 35,440,752  | 45,420,868  |
| 4 | ZVON ENA ID                        | 2,277,577                      | 6.63 EUR                       | 15,100,336  | 19,352,590  |
|   | <b>TOTAL</b>                       |                                |                                | <b>245,126,611</b>                                      | <b>314,154,264</b>                                      |

**EXCHANGE RATE**      1 EUR=      1.2816 USD as of 31 Jan 2009

## E) OTHER

### E1) INDICATORS AS OF 31 JANUARY 2009

| ISSUE   | Price as of 31 Dec 2008 | Total net profit (loss) in 000 EUR in 2007 | Earning per share as of 31 Dec 2007 | P / E <sup>(1)</sup> | Dividend for 2007 | Dividend yield | Book value as of 31 Dec 2007 | P / B <sup>(1)</sup> | Turnover ratio <sup>(2)</sup> |
|---|-------------------------|--|-------------------------------------|----------------------|-------------------|----------------|------------------------------|----------------------|-------------------------------|
| <b>PRIME MARKET SHARES</b>                    |                         |  |                                     |                      |                   |                |                              |                      |                               |
| Gorenje                                       | 11.70 EUR               | 22,672 EUR                                 | 1.90 EUR                            | 6.16                 | 0.450 EUR         | 3.85%          | 24.32 EUR                    | 0.48                 | 9.70%                         |
| Intereuropa                                   | 9.30 EUR                | 26,063 EUR                                 | 3.298 EUR                           | 2.82                 | 0.58 EUR          | 6.24%          | 22.04 EUR                    | 0.42                 | 6.30%                         |
| Krka  | 54.32 EUR               | 132,552 EUR                                | 3.92 EUR                            | 13.85                | 0.91 EUR          | 1.68%          | 19.27 EUR                    | 2.82                 | 11.38%                        |
| Luka Koper <sup>(4)</sup>                     | 24.01 EUR               | 30,124 EUR                                 | 2.15 EUR                            | 11.16                | 0.55 EUR          | 2.29%          | 24.13 EUR                    | 1.00                 | 4.88%                         |
| Mercator                                      | 160.33 EUR              | 43,755 EUR                                 | 11.79 EUR                           | 13.60                | 4.25 EUR          | 2.65%          | 183.37 EUR                   | 0.87                 | 4.79%                         |
| Petrol  | 266.87 EUR              | 53,256 EUR                                 | 25.84 EUR                           | 10.33                | 5.90 EUR          | 2.21%          | 211.93 EUR                   | 1.26                 | 4.11%                         |
| Telekom Slovenije                             | 126.67 EUR              | 88,340 EUR                                 | 13.58 EUR                           | 9.33                 | 12.80 EUR         | 10.10%         | 162.78 EUR                   | 0.78                 | 4.22%                         |
| <b>PRIME MARKET AVERAGE <sup>(6)</sup></b>    |                         |  |                                     | <b>11.41</b>         |                   | <b>3.63%</b>   |                              | <b>1.22</b>          |                               |
| Abanka Vipava                                 | 56.00 EUR               | 36,810 EUR                                 | 6.71 EUR                            | 8.35                 | 1.01 EUR          | 1.80%          | 64.30 EUR                    | 0.87                 | 1.27%                         |
| Aerodrom <sup>(4)</sup>                       | 27.45 EUR               | 16,702 EUR                                 | 4.40 EUR                            | 6.24                 | 1.10 EUR          | 4.01%          | 29.05 EUR                    | 0.94                 | 8.06%                         |
| Delo Prodaja <sup>(5)</sup>                   | 28.00 EUR               | 4,884 EUR                                  | 8.534 EUR                           | 3.28                 | 0.70 EUR          | 2.50%          | 38.87 EUR                    | 0.72                 | 1.40%                         |
| Etol  | 164.90 EUR              | 2,792 EUR                                  | 10.97 EUR                           | 15.04                | 3.92 EUR          | 2.38%          | 154.07 EUR                   | 1.07                 | 4.81%                         |
| Iskra Avtoelektrika                           | 40.00 EUR               | 4,662 EUR                                  | 2.90 EUR                            | 13.77                | 0.75 EUR          | 1.88%          | 28.07 EUR                    | 1.43                 | 1.02%                         |
| Istrabenz                                     | 21.69 EUR               | 112,647 EUR                                | 21.75 EUR                           | 1.00                 | 3.79 EUR          | 17.47%         | 78.60 EUR                    | 0.28                 | 2.56%                         |
| Kompas MTS                                    | 19.50 EUR               | (1,329 EUR)                                | (2.23 EUR)                          | <sup>(3)</sup>       |                   |                | 79.62 EUR                    | 0.24                 | 0.01%                         |
| Minotest                                      | 5.00 EUR                | 273 EUR                                    | 0.11 EUR                            | 43.72                | 0.04 EUR          | 0.80%          | 10.25 EUR                    | 0.49                 | 0.13%                         |
| Nika <sup>(5)</sup>                           | 14.80 EUR               | 118 EUR                                    | 0.62 EUR                            | 23.89                |                   |                | 20.34 EUR                    | 0.73                 | 0.68%                         |
| Nova KBM                                      | 9.35 EUR                | 52,332 EUR                                 | 2.25 EUR                            | 4.16                 | 0.20 EUR          | 2.14%          | 14.50 EUR                    | 0.65                 | 8.21%                         |
| Pivovarna Laško                               | 45.83 EUR               | 58,890 EUR                                 | 6.73 EUR                            | 6.81                 | 1.00 EUR          | 2.18%          | 34.41 EUR                    | 1.33                 | 4.61%                         |
| Pozavarovalnica Sava                          | 12.36 EUR               | 20,218 EUR                                 | 2.57 EUR                            | 4.81                 |                   |                | 20.84 EUR                    | 0.59                 | 12.67%                        |
| Salus <sup>(5)</sup>                          | 455.00 EUR              | 14,385 EUR                                 | 114.00 EUR                          | 3.99                 | 40.00 EUR         | 8.79%          | 421.33 EUR                   | 1.08                 | 1.87%                         |
| Sava  | 245.98 EUR              | 39,293 EUR                                 | 19.61 EUR                           | 12.54                | 3.00 EUR          | 1.22%          | 270.75 EUR                   | 0.91                 | 2.53%                         |
| Terme Čatež                                   | 195.00 EUR              | 3,978 EUR                                  | 8.06 EUR                            | 24.20                | 4.35 EUR          | 2.23%          | 168.66 EUR                   | 1.16                 | 5.21%                         |
| Zavarovalnica Triglav <sup>(7)</sup>          | 16.30 EUR               | 51,939 EUR                                 | 2.28 EUR                            | 7.13                 | 0.25 EUR          | 1.53%          | 25.79 EUR                    | 0.63                 | 7.84%                         |
| Žito  | 75.00 EUR               | 4,287 EUR                                  | 12.15 EUR                           | 6.17                 | 4.60 EUR          | 6.13%          | 195.23 EUR                   | 0.38                 | 3.21%                         |
| <b>STANDARD MARKET AVERAGE <sup>(6)</sup></b> |                         |  |                                     | <b>6.07</b>          |                   | <b>2.62%</b>   |                              | <b>0.73</b>          |                               |

Calculated on the basis of last audited consolidated financial statements. Average number of shares traded in last 2 years has been used for the calculations.

(1) P / E = price / earnings per share.

(2) Yearly turnover / average market capitalisation (based on data at the end of current month, before 6 months and before 12 months).

(3) Not applicable.

(4) By Aerodrom Ljubljana P / E is calculated on all shares.

(5) Calculated on the basis of audit consolidated financial statements based on Slovene accounting standards.

(6) Average ratios:

Average P/E = total market capitalisation of common shares listed (31 Jan 2009) / total net profit of companies listed on prime market or official market (in 2007), adjusted with share of listed securities.

Average div. yield = total dividends, paid by the companies listed in 2007 or 2008, adjusted with share of listed securities / total market capitalisation of common shares on prime market or official market (31 Jan 2009).

Average price / book value = total market capitalisation of common shares listed (31 Jan 2009) / total equity of companies listed on prime market or official market (31 Dec 2007), adjusted with share of listed securities.

(7) Values adjusted according to the share split ratio (1:4).

## E2) RECORD VALUES

### RECORD DAILY TURNOVER IN 2009

28 Jan 2009

|                                       | Turnover (in EUR) | Number of bargains | Volume in pieces |
|---------------------------------------|-------------------|--------------------|------------------|
| Order book trades                     | 3,180,191         | 969                | 148,242          |
| Cross trades (excluding block trades) | 175,494           | 87                 | 13,065           |
| Block trades                          | 25,294,535        | 1                  | 604,998          |
| <b>Total</b>                          | <b>28,650,220</b> | <b>1,057</b>       | <b>766,305</b>   |

### MAX AND MIN VALUE OF TURNOVER AND INDICES

|   | In 2009   |             | 1989-2008  |             |
|---|-----------|-------------|------------|-------------|
| Monthly turnover - block trades excluded (in 000 EUR) | 36,389.46 | January     | 250,231.98 | July 2006   |
| Daily turnover - block trades excluded (in 000 EUR)   | 3,238.64  | 28 Jan 2009 | 42,083.43  | 10 Dec 2007 |
| Number of bargains per day - block trades excluded    | 828.00    | 27 Jan 2009 | 6,391.00   | 27 Dec 2002 |
| Value of block trade (in 000 EUR)                     | 1,046.65  | 28 Jan 2009 | 75,012.95  | 23 Nov 2005 |
| Max value of SBI 20 index                             | 3,972.70  | 19 Jan 2009 | 12,242.01  | 31 Aug 2007 |
| Min value of SBI 20 index                             | 3,660.83  | 5 Jan 2009  | 891.93     | 10 Sep 1996 |
| Max value of SBI TOP index                            | 928.10    | 19 Jan 2009 | 2,674.69   | 31 Aug 2007 |
| Min value of SBI TOP index                            | 844.88    | 5 Jan 2009  | 534.14     | 8 Jul 2003  |
| <b>Other</b>  |           |             |            |             |
| Market capitalisation of shares in EURm               | 8,595.60  | 31 Jan 2009 | 19,806     | 31 Aug 2007 |
| End of month share in market cap of foreign investors | 6.87%     | 31 Jan 2009 | 19.68%     | 31 Dec 2002 |

### E3) NEW LISTED AND DELISTED SECURITIES AND CHANGES IN 2009

#### DELISTED SECURITIES

##### EQUITY MARKET - ENTRY MARKET

| Issuer | Trading code | Type of share | Delisting date |
|--------|--------------|---------------|----------------|
| NIKO   | NKPG         | common        | 22 Jan 2009    |
| TOSAMA | TODG         | common        | 28 Jan 2009    |

#### EXTENDED LISTING OF SECURITIES

##### BOND MARKET

| Issuer                              | Trading code | Issue                 | Number of bonds before reduction | Number of bonds after reduction | Reduction date |
|-------------------------------------|--------------|-----------------------|----------------------------------|---------------------------------|----------------|
| DELO PRODAJA                        | DPR1         | 1 <sup>st</sup> issue | 200,000                          | 4,662,470                       | 8 Jan 2009     |
| SLOVENSKA IZVOZNA IN RAZVOJNA BANKA | SI01         | 1 <sup>st</sup> issue | 2,500                            | 5,000                           | 12 Jan 2009    |

#### EXPIRED BONDS

| Issuer           | Trading code | Issue     | Last trading day |
|------------------|--------------|-----------|------------------|
| HOTELI BERNARDIN | HTB1E        | 1st issue | 26 Jan 2009      |

## F) LIST OF SECURITIES

### F1) EQUITY MARKET

#### PRIME MARKET

|   | Issuer                           | Trading code | First trading day                      | Nominal value of issue listed | Number of shares traded | Isin code      | Sector                             |
|---|----------------------------------|--------------|--|-------------------------------|-------------------------|----------------|------------------------------------|
| 1 | GORENJE, VELENJE                 | GRVG         | 10 Nov 2000 <sup>(2)</sup>             | no par value                  | 14,030,000              | SI 003110407 6 | household appliances               |
| 2 | INTEREUROPA, KOPER               | IEKG         | June 1998 (free market)<br>12 Jan 1998 | no par value                  | 7,902,413               | SI 003110009 0 | retail trade                       |
| 3 | LUKA KOPER                       | LKPG         | 20 Nov 1996                            | no par value                  | 14,000,000              | SI 003110134 6 | transport                          |
| 4 | KRKA TOVARNA ZDRAVIL, NOVO MESTO | KRKG         | 4 Nov 1997                             | no par value                  | 35,426,120              | SI 003110212 0 | pharmaceutical & chemical industry |
| 5 | MERCATOR, LJUBLJANA              | MELR         | 22 Dec 1997                            | no par value                  | 3,765,361               | SI 003110008 2 | commerce industry, agriculture     |
| 6 | PETROL, LJUBLJANA                | PETG         | 5 May 1997                             | no par value                  | 2,086,301               | SI 003110215 3 | crude-oil and gas trade            |
| 7 | TELEKOM SLOVENIJE                | TLSG         | 2 Oct 2006                             | no par value                  | 6,535,478               | SI 003110429 0 | telecommunication                  |

#### STANDARD MARKET - COMMON SHARES

|    | Issuer                | Trading code | First trading day | Nominal value of issue listed | Number of shares traded | Isin code      | Sector  |
|----|-----------------------|--------------|-------------------|-------------------------------|-------------------------|----------------|---|
| 1  | ABANKA VIPA           | ABKN         | 27 Oct 2008       | no par value                  | 7,198,864               | SI 002110860 8 | banking   |
| 2  | AERODROM, LJUBLJANA   | AELG         | 8 Oct 1997        | no par value                  | 1,936,229               | SI 003110327 6 | airport services  |
| 3  | DELO PRODAJA          | DPRG         | 12 Feb 2001       | no par value                  | 593,549                 | SI 003110707 9 | trade   |
| 4  | ETOL, CELJE           | ETOG         | 21 Feb 1997       | no par value                  | 254,619                 | SI 003110133 8 | essential oils and fragrances production                      |
| 5  | ISKRA AVTOELEKTRIKA   | IALG         | 16 Oct 2006       | no par value                  | 1,608,313               | SI 003110704 6 | production of electrical equipment for machinery and vehicles |
| 6  | ISTRABENZ, KOPER      | ITBG         | 16 June 1997      | no par value                  | 5,180,000               | SI 003110207 0 | holding companies management                                  |
| 7  | KOMPAS MTS            | MTSG         | 8 Dec 2000        | no par value                  | 594,601                 | SI 003110370 6 | catering service, border-crossing and tourist services        |
| 8  | MLINOTEST, AJDOVŠČINA | MAJG         | 3 Apr 2000        | no par value                  | 2,389,177               | SI 003110820 0 | food processing industry                                      |
| 9  | NIKA, BREŽICE         | NIKN         | 23 June 1992      | no par value                  | 189,876                 | SI 003110079 3 | financial consultancy and services                            |
| 10 | NOVA KBM              | KBMR         | 10 Dec 2007       | no par value                  | 26,081,979              | SI 002110405 2 | banking   |
| 11 | PIVOVARNA LAŠKO       | PILR         | 1 Feb 2000        | no par value                  | 8,581,972               | SI 003110741 8 | brewery   |
| 12 | POZAVAROVALNICA SAVA  | POSR         | 12 Jun 2008       | no par value                  | 9,362,519               | SI 002111051 3 | reinsurance   |
| 13 | SALUS, LJUBLJANA      | SALR         | 16 Jan 1992       | no par value                  | 134,980                 | SI 003110568 5 | full-line pharmaceutical wholesale                            |
| 14 | SAVA, KRANJ           | SAVA         | 6 Jan 2000        | no par value                  | 2,006,987               | SI 003110845 4 | chemicals   |
| 15 | TERME ČATEŽ           | TCRG         | 26 Aug 1993       | no par value                  | 497,022                 | SI 003110063 7 | health resort   |
| 16 | ZAVAROVALNICA TRIGLAV | ZVTG         | 9 Sep 2008        | no par value                  | 22,735,148              | SI 002111165 1 | insurance company   |
| 17 | ŽITO, LJUBLJANA       | ZTOG         | 20 Mar 2000       | no par value                  | 355,792                 | SI 003110844 0 | flour, bread, pasta and sweets production                     |

#### STANDARD MARKET - PREFERRED SHARES

|   | Issuer            | Trading code | First trading day | Nominal value of issue listed | Number of shares traded | Isin code      | Sector  |
|---|-------------------|--------------|-------------------|-------------------------------|-------------------------|----------------|---------|
| 1 | PROBANKA, MARIBOR | PRBP         | 30 Mar 1993       | no par value                  | 396,295                 | SI 002120040 5 | banking |

#### ENTRY MARKET - COMMON SHARES

|    | Issuer                      | Trading code | First trading day | Nominal value of issue listed | Number of shares traded | Isin code      | Sector   |
|----|-----------------------------|--------------|-------------------|-------------------------------|-------------------------|----------------|--|
| 1  | AKTIVA NALOŽBE, LJUBLJANA   | ATPG         | 27 Feb 2004       | no par value                  | 18,214,875              | SI 002111216 2 | holding companies management                                       |
| 2  | ALPETOUR POTOVALNA AGENCIJA | APAG         | 2 Aug 2000        | no par value                  | 497,847                 | SI 003110989 3 | passengers transport   |
| 3  | ALPOS                       | APOG         | 10 Apr 2006       | no par value                  | 144,913                 | SI 003111342 4 | production of metal goods and equipment                            |
| 4  | CENTER NALOŽBE              | IFHR         | 22 Jul 2004       | no par value                  | 3,777,004               | SI 002111308 7 | holding companies management                                       |
| 5  | CETIS, CELJE                | CETG         | 10 Mar 1997       | no par value                  | 200,000                 | SI 003110084 3 | paper industry and graphics  |
| 6  | CINKARNA, CELJE             | CICG         | 6 Mar 1998        | no par value                  | 814,626                 | SI 003110380 5 | metallurgic and chemical industry                                  |
| 7  | D NALOŽBE                   | DFNR         | 31 Mar 2008       | no par value                  | 90,810                  | SI 003111394 5 | holding companies management                                       |
| 8  | DATALAB                     | DATR         | 30 Jun 2008       | no par value                  | 106,519                 | SI 003111451 3 | software development   |
| 9  | ELMO, LJUBLJANA             | IELG         | 22 Feb 2001       | no par value                  | 708,000                 | SI 003111026 3 | electrical installations   |
| 10 | FINETOL                     | FINR         | 29 Feb 2008       | no par value                  | 254,619                 | SI 002111396 2 | holding companies management                                       |
| 11 | GEA TOVARNA OLJA            | GSBG         | 30 June 1996      | no par value                  | 1,254,960               | SI 003110129 6 | oil - producing industry   |
| 12 | GORENJSKI TISK, KRANJ       | GTKG         | 19 Sep 1996       | no par value                  | 963,349                 | SI 003110119 7 | graphics services  |
| 13 | GORIŠKE OPEKARNE, RENČE     | GORG         | 8 Mar 1999        | no par value                  | 523,634                 | SI 003110499 3 | production of different clay brick products                        |
| 14 | GRAND HOTEL UNION           | GHUG         | 5 Jan 2000        | no par value                  | 1,814,613               | SI 003110865 5 | hotel industry   |
| 15 | HELIOS, DOMŽALE             | HDOG         | 19 Sep 1996       | 11,694,732 SIT                | 278,446                 | SI 003110114 8 | intermediary on fuel, mine sector                                  |
| 16 | HRAM HOLDING                | ST1R         | 27 Jan 2004       | no par value                  | 4,346,667               | SI 002111210 5 | holding companies management                                       |
| 17 | INFOND HOLDING              | IFFR         | 23 Sept 2002      | no par value                  | 16,833,414              | SI 002111076 0 | holding companies management                                       |
| 18 | INLES, RIBNICA              | IHPG         | 8 Oct 1999        | no par value                  | 712,410                 | SI 003110745 9 | production of furniture mechanical engineering                     |
| 19 | INTERTRADE ITA              | INRG         | 20 Oct 1997       | 2,920,302 EUR                 | 69,531                  | SI 003110333 4 | representative   |
| 20 | JAVOR, PIVKA                | JPIG         | 13 Nov 2000       | no par value                  | 1,194,700               | SI 003110910 9 | production of plywood, bound and layer wood, fibre and other slabs |
| 21 | JELEN, SLOVENSKE KONJICE    | JESG         | 29 Nov 1999       | 67,798,000 EUR                | 67,798                  | SI 003110430 8 | restaurant & hotel capacities                                      |
| 22 | JUTEKS, ŽALEC               | JTKG         | 2 Nov 1999        | no par value                  | 641,432                 | SI 003110786 3 | floor panel production on various linings                          |
| 23 | KD GROUP                    | KDHR         | 5 Feb 2001        | no par value                  | 2,675,640               | SI 003111046 1 | holding companies management                                       |
| 24 | KOŠAKI TMI, MARIBOR         | TKMG         | 11 Oct 1999       | no par value                  | 43,236                  | SI 003110424 1 | secondary meat industry and production of meat products            |
| 25 | KS NALOŽBE                  | KSFR         | 24 Dec 2007       | no par value                  | 3,909,878               | SI 002111385 5 | holding companies management                                       |

|    |  |      |              |                 |            |                |  |
|----|--|------|--------------|-----------------|------------|----------------|--|
| 26 | LESNINA                                      | MILG | 12 Jan 2002  | no par value    | 76,495     | SI 003111116 2 | wholesale and retail of furniture                                    |
| 27 | MARINA, PORTOROŽ                             | MAPG | 19 Sep 1996  | no par value    | 313,932    | SI 003110058 7 | nautical and hotel industry  |
| 28 | MAKSIMA HOLDING                              | MAHR | 6 May 2003   | no par value    | 6,399,850  | SI 002111151 1 | holding companies management   |
| 29 | MAKSIMA INVEST                               | MKIR | 26 Oct 2004  | no par value    | 7,451,949  | SI 002111319 4 | holding companies management   |
| 30 | MEDVEŠEK PUŠNIK, LJUBLJANA                   | MPLR | 12 Dec 1997  | no par value    | 800,000    | SI 002110324 5 | financial consulting   |
| 31 | MEDVEŠEK PUŠNIK DZU                          | MDUR | 13 Dec 2007  | no par value    | 75,000     | SI 002111160 2 | holding companies management   |
| 32 | MELAMIN, KOČEVJE                             | MKOG | 23 Sep 1996  | no par value    | 349,913    | SI 003110130 4 | chemical industry  |
| 33 | MERCATA                                      | MR0R | 27 Jul 2004  | no par value    | 2,891,874  | SI 002111199 0 | holding companies management   |
| 34 | MESNA INDUSTRIJA PRIMORSKE                   | MIPG | 19 June 2000 | no par value    | 1,978,742  | SI 003110969 5 | meat processing industry; wholesale and retail trade with provisions |
| 35 | MKT PRINT                                    | MKTG | 11 Oct 1999  | no par value    | 103,954    | SI 003110094 2 | printing, publishing, retail and wholesale                           |
| 36 | MODRA LINIJA HOLDING                         | MLHR | 20 Nov 2002  | no par value    | 2,192,411  | SI 002111058 8 | holding companies management   |
| 37 | M1   | MR1R | 4 Aug 2004   | no par value    | 3,932,515  | SI 002111311 1 | holding companies management   |
| 38 | NAMA, LJUBLJANA                              | NALN | 30 Apr 2004  | no par value    | 953,795    | SI 003110269 0 | retail trade and renting of business premises                        |
| 39 | NFD HOLDING                                  | NF2R | 10 Dec 2003  | no par value    | 33,727,196 | SI 002111200 6 | holding companies management   |
| 40 | PLAMA PUR                                    | POPG | 6 Dec 1999   | no par value    | 686,798    | SI 003110822 6 | production and refashioning of poliuretanic (plastic) foams          |
| 41 | KD   | SKDR | 21 Dec 2000  | no par value    | 186,436    | SI 003111016 4 | holding companies management   |
| 42 | SIVENT                                       | SING | 27 Feb 2008  | no par value    | 1,229,712  | SI 002111139 6 | venture capital investing  |
| 43 | SLOVENIJALES, LJUBLJANA                      | SLLG | 8 May 1996   | no par value    | 273,377    | SI 003110040 5 | commerce, engineering, representation                                |
| 44 | TEKSTINA, AJDOVŠČINA                         | TEAG | 12 Feb 1997  | no par value    | 1,127,293  | SI 003110221 1 | textile industry   |
| 45 | TERME DOBRNA                                 | ZDDG | 5 July 1999  | no par value    | 692,542    | SI 003110539 6 | medical services, tourist and hotel trade                            |
| 46 | TRDNJAVA HOLDING                             | TR0R | 31 Mar 2004  | no par value    | 2,593,123  | SI 002111219 6 | holding companies management   |
| 47 | TRDNJAVA I HOLDING                           | TR1R | 31 Mar 2004  | no par value    | 891,750    | SI 002111220 4 | holding companies management   |
| 48 | TRIGLAV NALOŽBE                              | TRSG | 7 Apr 2004   | no par value    | 13,182,366 | SI 002111223 8 | holding companies management   |
| 49 | TUB SWATY, MARIBOR                           | TUBG | 30 Dec 1997  | no par value    | 288,940    | SI 003110344 1 | production and trade of knife grinders                               |
| 50 | VELANA, LJUBLJANA                            | VLJG | 23 Dec 2002  | no par value    | 1,409,645  | SI 003110069 4 | non-clothing textile manufacturer                                    |
| 51 | VIPA HOLDING                                 | VHDR | 5 Nov 2003   | no par value    | 7,347,565  | SI 002111131 3 | other financial intermediation                                       |
| 52 | ZDRAVILIŠČE ROGAŠKA                          | RGS  | 11 Feb 1999  | 901,581,000 EUR | 901,581    | SI 003110489 4 | health resort  |
| 53 | ZLATA MONETA II finančna družba              | ZM2R | 13 Nov 2003  | no par value    | 8,232,861  | SI 002111198 2 | other financial intermediation                                       |
| 54 | ZVON ENA HOLDING                             | ZVHR | 30 Oct 2003  | no par value    | 12,431,743 | SI 002111177 6 | holding companies management   |
| 55 | ZVON DVA HOLDING<br>ŽELEZARNA RAVNE - MONTER | ZV2R | 25 Feb 2004  | no par value    | 14,120,934 | SI 002111215 4 | holding companies management   |
| 56 | DRAVOGRAD                                    | ZMDG | 17 Sep 1999  | no par value    | 336,225    | SI 003110696 4 | management of investment portfolios of subsidiaries                  |

#### ENTRY MARKET - PREFERRED SHARES

|   | Issuer              | Trading code | First trading day | Nominal value of issue listed | Number of shares traded | Isin code      | Sector                       |
|---|---------------------|--------------|-------------------|-------------------------------|-------------------------|----------------|------------------------------|
| 1 | KD GROUP            | KDHP         | 18 July 2001      | no par value                  | 266,413                 | SI 003120050 2 | holding companies management |
| 2 | PRVA GROUP          | PPDG         | 20 Jul 2005       | 7,140,000 EUR                 | 170,000                 | SI 002120064 5 | pension insurance            |
| 3 | ZDRAVILIŠČE ROGAŠKA | RGP          | 11 Feb 1999       | 56,204,000 EUR                | 28,102                  | SI 003120028 8 | health resort                |

## F) LIST OF SECURITIES

### F2) BOND MARKET

#### CORPORATE BONDS

|    | Issuer                   | Trading code | First trading day | Nominal value of issue traded | Coupon interest rate                                | Maturity     | Sector  |
|----|--------------------------|--------------|-------------------|-------------------------------|---|--------------|---|
| 1  | ABANKA VIPA              | AB06         | 25 Nov 2002       | 13,500,000 EUR                | 5.9% p.a.   | 2002-2009    | banking   |
| 2  | ABANKA VIPA              | AB07         | 30 Oct 2003       | 17,300,000 EUR                | 5.3% p.a.   | 2003-2010    | banking   |
| 3  | ABANKA VIPA              | AB08         | 16 Oct 2006       | 10,000,000 EUR                | 4.9% p.a.   | 2003-2011    | banking   |
| 4  | ABANKA VIPA              | AB09         | 16 Oct 2006       | 10,000,000 EUR                | 4.7% p.a.   | 2003-2011    | banking   |
| 5  | ABANKA VIPA              | AB10         | 16 Oct 2006       | 21,000,000 EUR                | 4.6% p.a.   | 2004-2011    | banking   |
| 6  | ABANKA VIPA              | AB11         | 30 Jun 2006       | 20,865,000 EUR                | 4.0% p.a.   | 2005-2010    | banking   |
| 7  | ABANKA VIPA              | AB12         | 30 Jun 2006       | 20,865,000 EUR                | 3.8% p.a.   | 2005-2010    | banking   |
| 8  | ABANKA VIPA              | VIP6         | 6 Mar 2000        | 2,000,000 EUR                 | 5.5% p.a.   | 1999-2009    | banking   |
| 9  | ABANKA VIPA              | VIP7         | 19 July 2001      | 2,000,000 EUR                 | 6.2% p.a.   | 2001-2010    | banking   |
| 10 | BANKA CELJE              | BCE9         | 16 Oct 2006       | 20,864,500 EUR                | 3.8% p.a.   | 2005-2010    | banking   |
| 11 | BANKA CELJE              | BCE7         | 17 Nov 2003       | 10,000,000 EUR                | 5.15% p.a.  | 2003-2010    | banking   |
| 12 | BANKA CELJE              | BCE8         | 26 Oct 2004       | 12,500,000 EUR                | 4.9% p.a.   | 2004-2011    | banking   |
| 13 | BANKA CELJE              | BCE10        | 12 Sep 2007       | 37,000,000 EUR                | 5.0% p.a.   | 2007-2017    | banking   |
| 14 | BANKA CELJE              | BCE11        | 11 Jul 2008       | 50,000,000 EUR                | 6m EURIBOR + 200 b.p.                               | 2008-openend | banking   |
| 15 | BANKA ZASAVJE            | BZ03         | 27 Jul 2004       | 5,000,000 EUR                 | 4.5% p.a.   | 2004-2011    | banking   |
| 16 | CIMOS                    | CIM1         | 21 Jul 2005       | 20,000,000 EUR                | 5.75% p.a.  | 2004-2011    | automobile industry   |
| 17 | DARS                     | DRS1         | 30 Dec 2004       | 56,042,047 EUR                | 5.1% p.a.   | 2004-2024    | performing financial engineering, preparatory, organization and policy making of building, maintenance of road network and management of super highways in Republic of Slovenia |
| 18 | DARS                     | DRS2         | 8 Nov 2005        | 61,758,920 EUR                | 4.5% p.a.   | 2005-2025    | performing financial engineering, preparatory, organization and policy making of building, maintenance of road network and management of super highways in Republic of Slovenia |
| 19 | DARS                     | DRS3         | 3 Feb 2006        | 42,563,580 EUR                | 4,0% p.a.   | 2005-2020    | performing financial engineering, preparatory, organization and policy making of building, maintenance of road network and management of super highways in Republic of Slovenia |
| 20 | DELO PRODAJA             | DPR1         | 21 Aug 2008       | 46,624,700 EUR                | 6m EURIBOR + 0,6%                                   | 2008-2018    | trade   |
| 21 | DEOS                     | DEO1         | 28 Sep 2005       | 5,825,900 EUR                 | 6% p.a.   | 2004-2014    | the construction and maintenance of safe homes  |
| 22 | DROGA KOLINSKA           | DRK1         | 1 Jul 2008        | 30,000,000 EUR                | 5,50% p.a.  | 2007-2010    |   |
| 23 | FACTOR BANKA             | FB14         | 7 Mar 2007        | 12,160,000 EUR                | 4,0% p.a.   | 2006-2012    | banking   |
| 24 | FACTOR BANKA             | FB15         | 4 May 2007        | 9,000,000 EUR                 | 6m EURIBOR + 1,05% p.a.                             | 2006-2012    | banking   |
| 25 | FACTOR BANKA             | FB16         | 19 Mar 2008       | 5,000,000 EUR                 | 5,75% p.a.  | 2007-openend | banking   |
| 26 | FACTOR BANKA             | FB17         | 2 Oct 2007        | 25,000,000 EUR                | 6m EURIBOR + 60 b.p.                                | 2007-2011    | banking   |
| 27 | FACTOR BANKA             | FB19         | 19 Mar 2008       | 12,155,000 EUR                | 6m EURIBOR + 95 b.p.                                | 2007-2010    | banking   |
| 28 | FACTOR BANKA             | FB06         | 23 May 2005       | 4,196,500 EUR                 | 2 % + 6month EURIBOR                                | 2002-2009    | banking   |
| 29 | FACTOR BANKA             | FB09         | 10 May 2005       | 5,927,000 EUR                 | 4,8% p.a.   | 2004-2014    | banking   |
| 30 | FACTOR BANKA             | FB11         | 25 Oct 2005       | 13,000,000 EUR                | 1.5% + 6 month EURIBOR                              | 2005-2020    | banking   |
| 31 | FACTOR BANKA             | FB12         | 7 Mar 2006        | 10,425,000 EUR                | 3,75% p.a.  | 2005-2010    | banking   |
| 32 | FACTOR BANKA             | FB20         | 12 Jun 2008       | 13,090,000 EUR                | 6m EURIBOR + 160 b.p.                               | 2008-2013    | banking   |
| 33 | FACTOR BANKA             | FB21         | 12 Sep 2008       | 7,338,000 EUR                 | 6m EURIBOR + 160 b.p.                               | 2008-2013    | banking   |
| 34 | FMR                      | FMR1         | 5 May 2005        | 5,000,000 EUR                 | 4,6 % p.a.  | 2004-2009    | holding companies management  |
| 35 | KB1909                   | KBG1         | 10 Oct 2007       | 10,000,000 EUR                | 6m EURIBOR + 125 b.p.                               | 2006-2011    | financial services and holding companies management   |
| 36 | KD HOLDING               | KDH1         | 16 Dec 2005       | 40,000,000 EUR                | 5,45% p.a.  | 2005-2015    | holding companies management  |
| 37 | KD HOLDING               | KDH2         | 7 Apr 2006        | 40,000,000 EUR                | 4,85% p.a.  | 205-2015     | holding companies management  |
| 38 | NOVA KBM                 | KBM5         | 26 Oct 2004       | 25,037,400 EUR                | 5,3% p.a.   | 2004-2009    | banking   |
| 39 | NOVA KBM                 | KBM7         | 30 Jun 2005       | 29,210,300 EUR                | 4,1% p.a.   | 2004-2011    | banking   |
| 40 | NOVA KBM                 | KBM8         | 30 Jun 2005       | 29,210,300 EUR                | 3,9% p.a.   | 2005-2010    | banking   |
| 41 | NOVA LJUBLJANSKA BANKA   | BDM1         | 19 Sep 2008       | 12,500,000 EUR                | 6m EURIBOR + 140 b.p.                               | 2008-2013    | banking   |
| 42 | NOVA LJUBLJANSKA BANKA   | NLB15        | 16 Oct 2006       | 54,717,569 EUR                | 4,8% p.a.   | 2004-2012    | banking   |
| 43 | NOVA LJUBLJANSKA BANKA   | NLB11        | 18 Jun 2003       | 26,326,000 EUR                | 5,1% p.a.   | 2002-2009    | banking   |
| 44 | NOVA LJUBLJANSKA BANKA   | NLB13        | 14 Nov 2003       | 48,962,722 EUR                | 7% p.a.   | 2003-2013    | banking   |
| 45 | NOVA LJUBLJANSKA BANKA   | NLB16        | 30 Jun 2005       | 32,363,761 EUR                | 4,0% p.a.   | 2004-2009    | banking   |
| 46 | NOVA LJUBLJANSKA BANKA   | NLB17        | 30 Jun 2005       | 42,435,889 EUR                | 3,85% p.a.  | 2005-2011    | banking   |
| 47 | NOVA LJUBLJANSKA BANKA   | NLB18        | 29 Dec 2005       | 62,593,500 EUR                | 4,15% p.a.  | 2005-2015    | banking   |
| 48 | NOVA LJUBLJANSKA BANKA   | NLB19        | 29 Dec 2005       | 41,729,000 EUR                | 4,0% p.a.   | 2005-2016    | banking   |
| 49 | NOVA LJUBLJANSKA BANKA   | NLB20        | 25 Aug 2006       | 23,827,259 EUR                | 3,75% p.a. first 3 years, then 6m EURIBOR + 30 b.p. | 2006-2013    | banking   |
| 50 | NOVA LJUBLJANSKA BANKA   | NLB21        | 27 Dec 2006       | 29,001,655 EUR                | 4,0% p.a.   | 2006-2009    | banking   |
| 51 | NOVA LJUBLJANSKA BANKA   | NLB22        | 11 Jan 2007       | 29,894,000 EUR                | 6m EURIBOR + 25 b.p.                                | 2006-2011    | banking   |
| 52 | NOVA LJUBLJANSKA BANKA   | NLB23        | 28 Nov 2007       | 54,200,000 EUR                | 3m EURIBOR + 20 b.p.                                | 2007-2012    | banking   |
| 53 | NOVA LJUBLJANSKA BANKA   | NLB24        | 19 Sep 2008       | 100,000,000 EUR               | 6m EURIBOR + as specified in Prospectus 4.7         | 2008-2013    | banking   |
| 54 | POSLOVNI SISTEM MERCATOR | MEO1         | 16 Oct 2006       | 36,540,000 EUR                | 4,8% p.a.   | 2004-2011    | commerce industry, agriculture  |
| 55 | POŠTNA BANKA SLOVENIJE   | PBS6         | 16 Oct 2006       | 4,172,900 EUR                 | 4,4% p.a.   | 2004-2012    | banking   |
| 56 | POŠTNA BANKA SLOVENIJE   | PBS7         | 16 Oct 2006       | 16,691,600 EUR                | 4,7% p.a.   | 2004-2011    | banking   |
| 57 | POTEZA GROUP             | PSN1         | 8 Dec 2008        | 15,415,000 EUR                | 7,5% p.a.   | 2008-2011    | holding companies management  |
| 58 | POTEZA NALOŽBE           | PNO1         | 29 Sep 2004       | 10,000,000 EUR                | 5,25% p.a.  | 2003-2011    | enterprise and business counseling  |

|    |   |       |              |                 |                                       |              |                              |
|----|---|-------|--------------|-----------------|---------------------------------------|--------------|------------------------------|
| 59 | PROBANKA, MARIBOR   | PRB9  | 16 Apr 2008  | 25,000,000 EUR  | 3m EURIBOR +1.5% (2.7 after 10 years) | 2007-openend | banking                      |
| 60 | PROBANKA, MARIBOR   | PRB7  | 16 Oct 2006  | 12,000,000 EUR  | 5.2% p.a.                             | 2004-2010    | banking                      |
| 61 | PROBANKA, MARIBOR   | PRB8  | 16 Mar 2007  | 9,200,000 EUR   | 3.9% p.a.                             | 2006-2012    | banking                      |
| 62 | PROBANKA, MARIBOR   | PRB10 | 30 Dec 2008  | 30,000,000 EUR  | 6.1% p.a.                             | 2008-2015    | banking                      |
| 63 | SIP, STROJNA INDUSTRIJA SLOVENSKA IZVOZNA IN RAZVOJNA BANKA | SIPBE | 19 June 2000 | 1,763,985 EUR   | 6% p.a.                               | 1999-2009    | manufacturing farm equipment |
| 64 | BANKA   | SI01  | 24 Dec 2008  | 500,000,000 EUR | 6m EURIBOR + 100 b.p.                 | 2008-2011    | banking                      |
| 65 | STANOVANJSKI SKLAD RS                                       | SSR1E | 4 Jul 1996   | 3,628,440 EUR   | 6% p.a.                               | 1995-2010    | national mortgage agency     |
| 66 | STANOVANJSKI SKLAD RS                                       | SSR3  | 16 Oct 2006  | 8,345,800 EUR   | TOM + 6.10% p.a.                      | 2001-2011    | national mortgage agency     |

#### INSURANCE

|   | Issuer                | Trading code | First trading day | Nominal value of issue traded | Coupon interest rate | Maturity  | Sector    |
|---|-----------------------|--------------|-------------------|-------------------------------|----------------------|-----------|-----------|
| 1 | ZAVAROVALNICA TRIGLAV | ZT01         | 2 Jun 2004        | 30,000,000 EUR                | 5.125% p.a.          | 2003-2013 | insurance |

#### MUNICIPAL and GOVERNMENT BONDS

|    | Issuer                        | Trading code | First trading day | Nominal value of issue traded | Coupon interest rate | Maturity  | Sector  |
|----|-------------------------------|--------------|-------------------|-------------------------------|----------------------|-----------|---|
| 1  | REPUBLIC OF SLOVENIA          | RS18         | 15 May 2000       | 45,016,600 EUR                | 6% p.a.              | 2000-2010 | government bond   |
| 2  | REPUBLIC OF SLOVENIA          | RS21         | 18 Nov 2002       | 56,061,960 EUR                | 1% p.a. + TOM *      | 2001-2015 | government bond   |
| 3  | REPUBLIC OF SLOVENIA          | RS23         | 20 Feb 2001       | 40,000,000 EUR                | 6% p.a.              | 2001-2011 | government bond   |
| 4  | REPUBLIC OF SLOVENIA          | RS26         | 14 June 2001      | 49,976,500 EUR                | 5.375% p.a.          | 2001-2011 | government bond   |
| 5  | REPUBLIC OF SLOVENIA          | RS29         | 25 Jan 2002       | 55,000,000 EUR                | 5.375% p.a.          | 2002-2012 | government bond   |
| 6  | REPUBLIC OF SLOVENIA          | RS32         | 25 Jan 2002       | 23,865,500 EUR                | 5.375% p.a.          | 2002-2012 | government bond   |
| 7  | REPUBLIC OF SLOVENIA          | RS33         | 9 Apr 2002        | 127,166,004 EUR               | 8% p.a.              | 2002-2022 | government bond   |
| 8  | REPUBLIC OF SLOVENIA          | RS38         | 30 Apr 2002       | 68,847,000 EUR                | 5.63% p.a.           | 2002-2017 | government bond   |
| 9  | REPUBLIC OF SLOVENIA          | RS44         | 29 Nov 2002       | 4,443,536 EUR                 | 6.65% p.a.           | 2002-2012 | government bond   |
| 10 | REPUBLIC OF SLOVENIA          | RS48         | 10 Dec 2002       | 56,465,200 EUR                | 4.75% p.a.           | 2002-2012 | government bond   |
| 11 | REPUBLIC OF SLOVENIA          | RS49         | 22 Jan 2003       | 29,632,020 EUR                | 4.75% p.a.           | 2003-2022 | government bond   |
| 12 | REPUBLIC OF SLOVENIA          | RS50         | 11 Mar 2003       | 48,527,000 EUR                | 4.50% p.a.           | 2003-2013 | government bond   |
| 13 | REPUBLIC OF SLOVENIA          | RS53         | 17 Apr 2003       | 79,290,900 EUR                | 4.875% p.a.          | 2003-2018 | government bond   |
| 14 | REPUBLIC OF SLOVENIA          | RS54         | 29 Oct 2003       | 76,295,376 EUR                | 5.75% p.a.           | 2003-2013 | government bond   |
| 15 | REPUBLIC OF SLOVENIA          | RS56         | 24 Feb 2004       | 202,023,193 EUR               | 4.875% p.a.          | 2004-2009 | government bond   |
| 16 | REPUBLIC OF SLOVENIA          | RS57         | 29 Mar 2004       | 259,697,224 EUR               | 4.875% p.a.          | 2004-2014 | government bond   |
| 17 | REPUBLIC OF SLOVENIA          | RS59         | 2 Feb 2005        | 1,066,332,031 EUR             | 4% p.a.              | 2005-2016 | government bond   |
| 18 | REPUBLIC OF SLOVENIA          | RS60         | 14 Apr 2005       | 368,623,416 EUR               | 3.5 % p.a.           | 2005-2010 | government bond   |
| 19 | REPUBLIC OF SLOVENIA          | RS61         | 24 Jan 2006       | 328,861,569 EUR               | 3.25 % p.a.          | 2006-2011 | government bond   |
| 20 | REPUBLIC OF SLOVENIA          | RS62         | 24 Jan 2006       | 390,540,053 EUR               | 3.5 % p.a.           | 2005-2017 | government bond   |
| 21 | REPUBLIC OF SLOVENIA          | RS63         | 11 Feb 2008       | 1,000,000,000 EUR             | 4.375 % p.a.         | 2008-2019 | government bond   |
| 22 | SLOVENSKA ODŠKODNINSKA DRUŽBA | SOSZE        | 7 Apr 1997        | 789,197,839 EUR               | 6 % p.a.             | 1996-2016 | meeting commitments deriving from denationalisation process |

\* TOM (abbreviation for: "temeljna obrestna mera"- base interest rate) - indexation factor, calculated as twelve month average of monthly consumer price index



### F3) FUND MARKET

|   | Open-end fund                     | Trading code | First trading day | Value of first trade | Number of coupons traded | Isin code      | Type              |
|---|-----------------------------------|--------------|-------------------|----------------------|--------------------------|----------------|-------------------|
| 1 | Infond Global                     | INDGL        | 10 Oct 2008       | 10.09                | 6,489,611                | SI 002140112 8 | mutual fund       |
| 2 | Infond Dynamic                    | INDDY        | 24 Oct 2008       | 3.90                 | 5,094,582                | SI 002140113 6 | mutual fund       |
| 3 | MP-BALKAN.SI                      | MPBL         | 24 Nov 2006       | 62.36                | 383,740                  | SI 002140002 1 | mutual fund       |
| 4 | MP-EUROSTOCK.SI                   | MPEU         | 16 Jun 2006       | 5.47                 | 1,073,122                | SI 002140001 3 | mutual fund / ETF |
| 3 | PB Biotech Index                  | PBDBI        | 23 Jun 2008       | 0.963                | 551,437                  | SI 002140092 2 | mutual fund / ETF |
| 4 | PB Uranium Index                  | PBDUI        | 23 Jun 2008       | 0.982                | 734,408                  | SI 002140093 0 | mutual fund / ETF |
| 3 | Probanka globalni naložbeni sklad | PBGS         | 24 Nov 2006       | 0.710                | 76,890,279               | SI 002140003 9 | mutual fund       |

### F4) CLOSED-END FUND MARKET

|   | Issuer                             | Trading code | First trading day | Nominal value of shares traded | Number of shares traded | Isin code      | Sector          |
|---|------------------------------------|--------------|-------------------|--------------------------------|-------------------------|----------------|-----------------|
| 1 | KD ID                              | KDIR         | 9 Feb 2001        | no par value                   | 9,181,542               | SI 002111341 8 | investment fund |
| 2 | KRONA SENIOR ID                    | SNOG         | 8 Dec 1998        | no par value                   | 6,895,504               | SI 002110590 1 | investment fund |
| 3 | NFD 1 DELNIŠKI INVESTICIJSKI SKLAD | NF1N         | 26 Oct 1998       | no par value                   | 160,580,300             | SI 002110600 8 | investment fund |
| 4 | ZVON ENA ID                        | ZVIR         | 24 Nov 2003       | no par value                   | 2,277,577               | SI 002111178 4 | investment fund |