

MONTHLY STATISTICS  
LJUBLJANA STOCK EXCHANGE  
MAY 2009  
Year XV., No. 5/09

**TURNOVER**

Market	Turnover (in 000 EUR)	Volume in pieces	Number of trades
Shares	58,323	2,345,101	15,287
Prime Market	40,974	889,352	10,057
Standard Market	15,566	1,100,016	3,404
Entry Market	1,783	355,733	1,826
Bonds	10,148	124,579	538
Investment coupons	339	256,546	273
Plus Market	4	6,388	5
General Market	335	250,158	268
Closed-end Funds Shares	2,850	1,718,393	1,175
Short-term securities	0	0	0
<b>Total</b>	<b>71,660</b>	<b>4,444,619</b>	<b>17,273</b>

**MARKET SIZE**

Market	Market capitalisation (in EURm)	Number of securities	Number of issuers
Shares	8,948	84	82
Prime Market	5,216	7	7
Standard Market	2,482	18	18
Entry Market	1,250	59	57
Bonds	9,243	87	22
Investment coupons	134	11	3
Closed-end Funds Shares	1	2	1
Plus Market	134	5	3
General Market	249	4	4
<b>Total</b>	<b>18,575</b>	<b>182</b>	<b>104</b>

**MONTHLY TURNOVER BY MARKETS  
IN 000 EUR - SHARES**

	Regulated market		Off-market trades*
	Normal trades	Block Trades	
may.08	47,608	6,722	150,773
jun.08	42,957	1,651	175,915
jul.08	43,690	7,681	94,723
aug.08	26,774	4,975	170,282
sep.08	71,739	2,931	252,186
oct.08	86,192	1,570	203,769
nov.08	50,776	789	109,498
dec.08	41,450	917	373,776
jan.09	26,547	430	54,004
feb.09	25,222	319	98,705
mar.09	29,187	6,426	16,630
apr.09	19,337	1,226	78,371
may.09	50,575	7,748	124,039

\* appreciation of off-market transactions with listed securities based on volume of off-market transaction and their monthly average prices

**PRIME MARKET SHARES**

	Turnover (in 000 EUR)	Number of trades	Market capitalisation (in EURm)
GORENJE	1,496	816	145
INTEREUROPA	1,102	841	56
KRKA	30,893	6,464	2,410
LUKA KOPER	1,520	557	346
MERCATOR	1,464	280	613
PETROL	1,390	345	538
TELEKOM SLOVENIJE	3,110	754	1,108
SKUPAJ	40,974	10,057	5,216

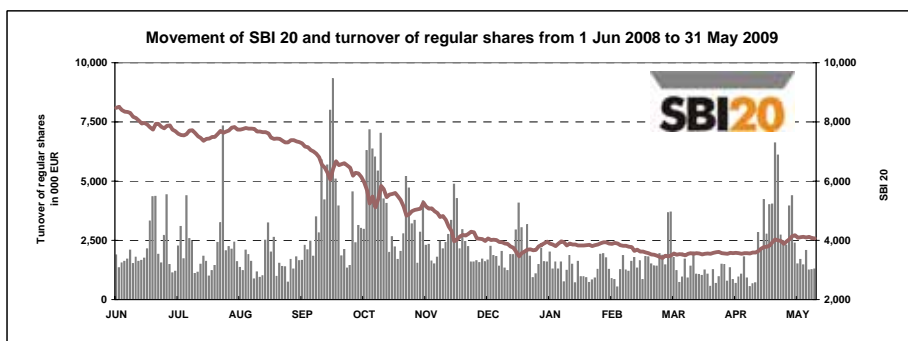
**MONTHLY TURNOVER BY MARKETS  
IN 000 EUR - OTHER SECURITIES**

	Regulated market		Off-market trades*
	Normal trades	Block trades	
may.08	14,464	3,430	103,687
jun.08	11,973	6,291	180,208
jul.08	8,934	404	159,862
aug.08	6,660	1,450	98,979
sep.08	15,303	5,910	182,701
oct.08	18,460	50,857	247,663
nov.08	11,606	9,369	74,317
dec.08	17,241	16,038	132,789
jan.09	6,065	3,347	153,211
feb.09	7,077	20,778	1,708,816
mar.09	11,526	25,549	360,014
apr.09	5,722	2,258	2,111,160
may.09	7,089	6,249	286,404

\* appreciation of off-market transactions with listed securities based on volume of off-market transaction (Market Maker Trading Segment trades excluded) and their monthly average prices

**INDICES**

STOCK EXCHANGE INDICES	Monthly return (31 May 2009 / 30 Apr 2009)	Current return (31 Dec 2008)	Annual return (31 May 2009 / 31 May 2008)
Slovene Stock Exchange Index (SBI20)	11.38%	9.84%	-51.76%
Slovene Blue-Chip Index (SBI TOP)	12.06%	15.36%	-47.18%





**LJUBLJANA STOCK EXCHANGE**  
Investment Point of Slovenia.

ISSUER

Ljubljana Stock Exchange Inc.  
Slovenska 56  
1000 Ljubljana

INFORMATION

E-mail:	info@ljse.si
Phone:	+386 1 47-10-211 +386 1 47-10-318
Contact persons:	Nataša Žabkar, Boštjan Šbül

STATISTICS ON WEB:

<http://www.ljse.si/cgi-bin/jve.cgi?doc=1989&sid=oW6SxKEMNaGgXs4b>

The screenshot displays the Ljubljana Stock Exchange (BORZA) website. At the top, the logo and name 'LJUBLJANA STOCK EXCHANGE' are visible. The main navigation bar includes 'WHAT'S NEW', 'MARKET DATA', 'PRODUCTS & SERVICES', 'FOR ISSUERS', 'MEMBERS', and 'ABOUT THE LJSE'. The central area features a 'PRIME MARKET SHARES' table and a 'TOP 3 GAINERS / DECLINERS' table. On the right, there is a 'Search' section and a 'PRIME MARKET LATEST ANNOUNCEMENTS' section. The bottom left contains a 'QUICK LINKS' section.

**INDEXES on Jan 7, 2009 at 13:33**

Index	Value	Absolute change	Relative change
SB120	3.799.75	122.42	3.33% ▲
SB1TOP	879.44	29.47	3.47% ▲

**PRIME MARKET SHARES on Jan 7, 2009 at 13:33**

Symbol	Value (EUR)	Change	Turnover (in EUR 000)
GRVG	11.69	6.47% ▲	16.69
NEOG	8.64	2.25% ▲	33.54
KEOG	49.71	3.88% ▲	607.16
LEOG	23.39	7.34% ▲	26.73
MELE	167.11	7.29% ▲	14.37
SETG	250.60	0.71% ▲	151.91
TLER	123.88	3.86% ▲	177.03

**TOP 3 GAINERS / DECLINERS on Jan 7, 2009 at 13:33**

Symbol	Value (EUR)	No. of trades	Relative change
ZVHR	7.57	1	17.81% ▲
LEOG	23.39	27	7.34% ▲
MELE	167.11	15	7.29% ▲
TRBB	0.65	1	-15.51% ▼
ITBG	23.57	44	-3.76% ▼
SHUG	11.60	1	-2.83% ▼

---

---

# INDEX

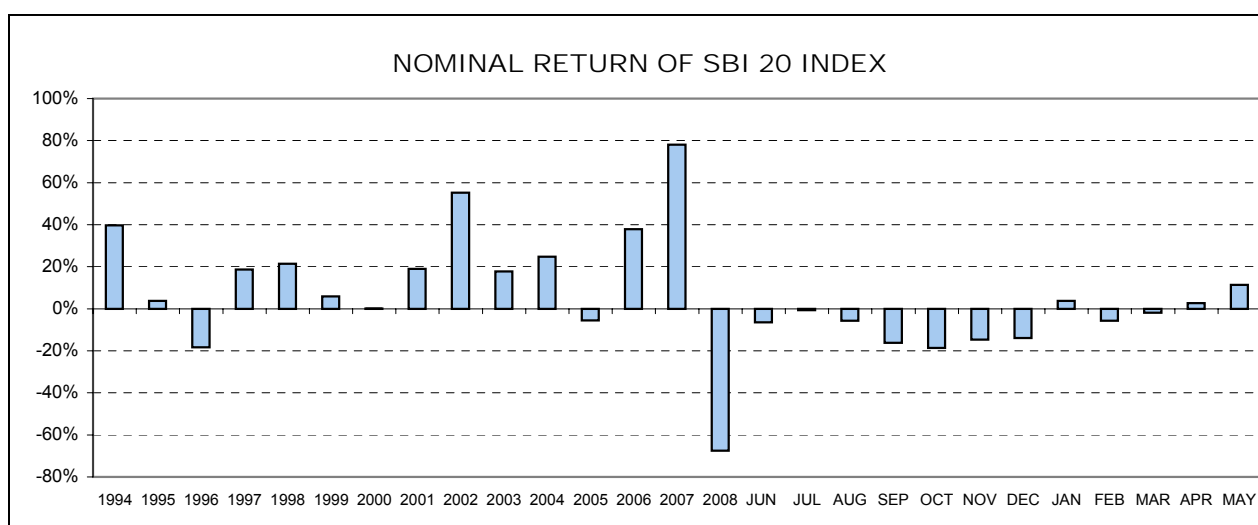
---

	Page
A) STOCK EXCHANGE INDICES	1
<b>A1) Values, yields and movements of Stock Exchange Indices</b>	1
<b>A2) Index compositions</b>	3
B) NUMBER OF ISSUERS, TRADED SECURITIES AND MEMBERS	4
C) TURNOVER	5
<b>C1) Turnover by securities</b>	5
<b>C2) Most traded securities</b>	10
<b>C3) Turnover by LJSE members</b>	11
<b>C4) Historical series</b>	13
D) MARKET CAPITALISATION	16
<b>D1) Market capitalisation of shares</b>	16
<b>D2) Market capitalisation of bonds</b>	18
<b>D3) Market capitalisation of investment funds</b>	19
E) OTHER	20
<b>E1) Indicators (shares on official market)</b>	20
<b>E2) Record values</b>	21
<b>E3) New listed securities and changes</b>	22
F) LIST OF SECURITIES	23
<b>F1) Shares</b>	24
<b>F2) Bonds</b>	26
<b>F3) Funds</b>	28

# A) STOCK EXCHANGE INDICES

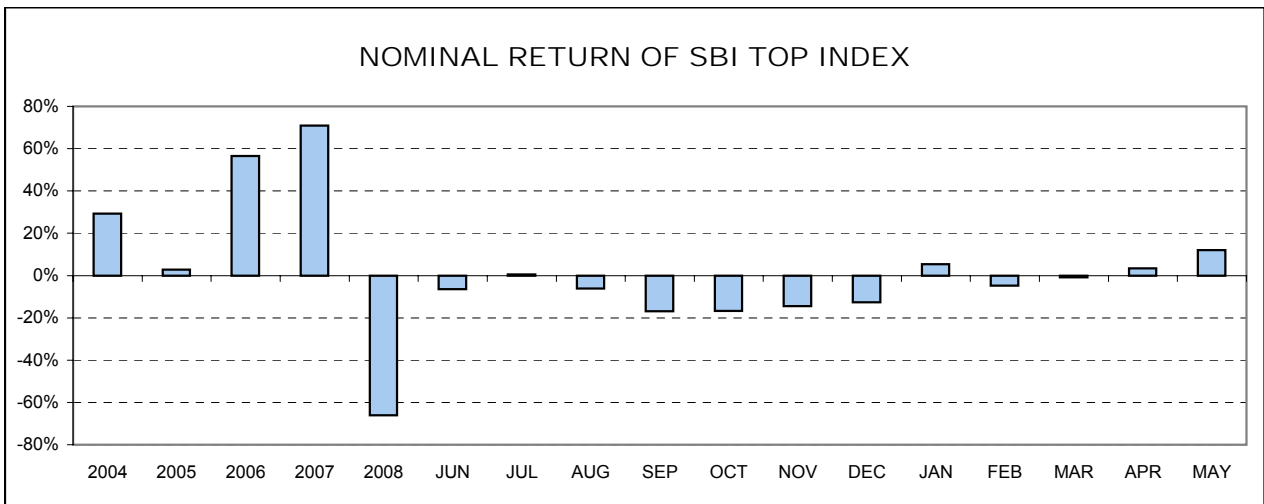
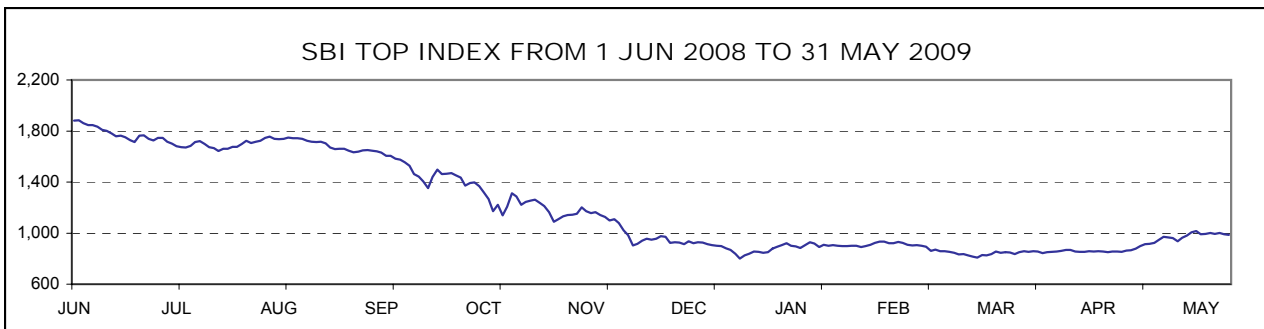
## SBI 20 - SLOVENE STOCK EXCHANGE INDEX

Year	Max	Date	Min	Date	Close	Nominal return
1994	1,804.00	10 May 1994	1,015.92	6 Jan 1994	1,396.81	39.68%
1995	1,590.17	9 Nov 1995	1,016.99	13 July 1995	1,448.75	3.72%
1996	1,589.18	13 Mar 1996	891.93	10 Sept 1996	1,183.26	-18.33%
1997	1,655.36	10 Feb 1997	1,052.44	8 Jan 1997	1,404.70	18.71%
1998	2,026.47	10 Aug 1998	1,378.49	6 Jan 1998	1,705.77	21.43%
1999	1,981.87	19 Feb 1999	1,679.48	5 Jan 1999	1,806.26	5.89%
2000	1,903.66	24 Jan 2000	1,584.23	25 May 2000	1,807.94	0.09%
2001	2,159.35	19 Dec 2001	1,700.24	25 Apr 2001	2,151.59	19.01%
2002	3,547.64	8 Nov 2002	2,140.80	3 Jan 2002	3,340.20	55.24%
2003	4,034.53	5 Dec 2003	3,067.67	3 Jul 2003	3,931.64	17.71%
2004	4,935.29	15 Nov 2004	3,922.74	5 Jan 2004	4,904.48	24.74%
2005	5,131.61	1 Feb 2005	4,301.58	28 Sep 2005	4,630.10	-5.59%
2006	6,464.80	18 Dec 2006	4,427.22	29 Mar 2006	6,382.92	37.86%
2007	12,242.01	31 Aug 2007	6,551.52	3 Jan 2007	11,369.58	78.13%
2008	11,408.00	4 Jan 2008	3,460.30	23 Dec 2008	3,695.72	-67.49%
<b>2009</b>	<b>Max</b>	<b>Date</b>	<b>Min</b>	<b>Date</b>	<b>Close</b>	<b>Nominal return</b>
January	3,972.70	19 Jan 2009	3,660.83	5 Jan 2009	3,836.27	3.80%
February	3,937.98	10 Feb 2009	3,617.26	27 Feb 2009	3,617.26	-5.71%
March	3,594.21	2 Mar 2009	3,408.37	10 Mar 2009	3,547.16	-1.94%
April	3,644.63	30 Apr 2009	3,540.90	21 Apr 2009	3,644.63	2.75%
May	4,175.74	20 May 2009	3,718.48	4 May 2009	4,059.49	11.38%



## SBI TOP - SLOVENE BLUE-CHIP INDEX

Year	Max	Date	Min	Date	Close	Nominal return
2003	730.49	4 Dec 2003	534.14	8 Jul 2003	707.94	-
2004	946.60	25 Nov 2004	706.53	5 Jan 2004	915.40	29.30%
2005	960.74	8 Dec 2005	817.33	1 Jul 2005	941.02	2.80%
2006	1,506.88	18 Dec 2006	940.16	3 Jan 2006	1,473.33	56.57%
2007	2,674.69	31 Aug 2007	1,501.26	3 Jan 2007	2,518.92	70.97%
2008	2,520.56	4 Jan 2008	801.65	23 Dec 2008	854.26	-66.09%
2008	Max	Date	Min	Date	Close	Nominal return
January	928.10	19 Jan 2009	844.88	5 Jan 2009	899.96	5.35%
February	933.38	10 Feb 2009	857.50	27 Feb 2009	857.50	-4.72%
March	858.86	26.03.2009	807.93	10 Mar 2009	850.20	-0.85%
April	879.46	30 Apr 2008	850.38	21 Apr 2009	879.46	3.44%
May	1,015.55	20 May 2008	899.52	4 May 2009	985.51	12.06%



## A2) INDEX COMPOSITIONS

### COMPOSITION OF SLOVENE STOCK EXCHANGE INDEX - SBI 20 ON 31 MAY 2009

Issuer	Trading code	Adjusted number of shares	Base value in EUR	Adjusted share	Sector	Market capitalisation (free float) of index on 31 May 2009	Sector share
KRKA	KRKG	6,083,710	16.25	15.00%	pharmaceuticals	413,813,954	17.08%
PETROL	PETG	1,216,420	120.41	15.00%	oil and gas	313,641,733	12.94%
MERCATOR	MELR	1,523,837	24.46	11.40%	trade	248,004,472	10.24%
SAVA	SAVA	1,030,498	83.57	10.84%	industrial conglomerates	252,358,655	10.42%
TELEKOM SLOVENIJE	TLSG	1,804,895	292.70	10.37%	telecommunication	306,056,045	12.63%
PIVOVARNA LAŠKO	PILR	2,796,528	27.19	6.17%	food and beverages	110,239,134	4.55%
ZAVAROVALNICA TRIGLAV	ZVTG	8,500,880	30.81	5.63%	insurance	153,610,902	9.94%
NOVA KBM	KBMR	12,757,981	40.69	4.82%	banking	133,958,801	9.66%
LUKA KOPER	LKPG	4,138,622	12.50	4.39%	transport	102,389,508	6.95%
ABANKA VIPA	ABKN	1,800,301	50.30	4.23%	banking	100,096,736	
GORENJE	GRVG	8,643,329	10.23	3.65%	household appliances	89,285,589	3.68%
POZAROVALNICA SAVA	POSR	6,553,763	27.50	3.25%	insurance	87,230,586	
HELIOS	HDOG	115,888	795.68	2.22%	chemical products	46,354,041	1.91%
INTEREUROPA	IEKG	4,348,011	21.69	1.76%	transport	30,653,478	
AERODROM LJUBLJANA	AELG	1,081,836	47.93	1.28%	transport	35,257,035	
<b>Market capitalisation of index</b>						<b>2,422,950,667</b>	
<b>Share of market capitalisation of shares in index</b>							<b>27.08%</b>

### COMPOSITION OF SLOVENE BLUE-CHIP INDEX - SBI TOP ON 31 MAY 2009

Issuer	Trading code	Adjusted number of shares	Base value in EUR	Adjusted share	Sector	Market capitalisation (free float) of index on 31 May 2009	Sector share
KRKA	KRKG	11,437,248	16.25	30.00%	pharmaceuticals	777,961,609	33.41%
PETROL	PETG	1,344,565	120.41	17.64%	oil and gas	346,682,640	14.89%
MERCATOR	MELR	1,523,837	24.46	12.13%	telecommunication	248,004,472	10.65%
SAVA	SAVA	1,030,498	238.29	11.53%	industrial conglomerates	252,358,655	10.84%
TELEKOM SLOVENIJE	TLSG	1,804,895	292.70	11.03%	bank	306,056,045	13.14%
PIVOVARNA LAŠKO	PILR	2,796,528	27.19	6.56%	trade	110,239,134	4.73%
ZAVAROVALNICA TRIGLAV	ZVTG	8,500,880	30.81	5.99%	household appliances	153,610,902	6.60%
NOVA KBM	KBMR	12,757,981	40.69	5.12%	insurance	133,958,801	5.75%
<b>Market capitalisation of index</b>						<b>2,328,872,257</b>	
<b>Share of market capitalisation of shares in index</b>							<b>26.03%</b>

## B) NUMBER OF ISSUERS, TRADED SECURITIES AND MEMBERS

	31 May 2008	31 Dec 2008	30 Apr 2009	31 May 2009
<b>NUMBER OF ISSUERS</b>	<b>112</b>	<b>107</b>	<b>104</b>	<b>104</b>
Equity market - prime market	7	7	7	7
Equity market - standard market	16	18	18	18
Equity market - entry market	64	59	57	57
Bond market	23	23	22	22
Fund market - plus market				1
Fund market - general market	2	3	3	3
Closed-end fund market	7	4	4	4
Short-term securities	1	1	1	1
	31 May 2008	31 Dec 2008	30 Apr 2009	31 May 2009
<b>NUMBER OF SECURITIES</b>	<b>186</b>	<b>187</b>	<b>182</b>	<b>182</b>
Equity market - prime market	7	7	7	7
Equity market - standard market	16	18	18	18
Equity market - entry market	66	61	59	59
Bond market	87	90	87	87
Fund market - plus market				2
Fund market - general market	7	7	5	5
Closed-end fund market	3	4	4	4
Short-term securities	2	3	5	5
	31 May 2008	31 Dec 2008	30 Apr 2009	31 May 2009
<b>NUMBER OF MEMBERS</b>	<b>24</b>	<b>23</b>	<b>23</b>	<b>23</b>

## C1) TURNOVER BY SECURITIES IN MAY 2009

### EQUITY MARKET - PRIME MARKET

Issue	Stock trades (in EUR)	Normal trades (in EUR)	Block trades (in EUR)	Share in total turnover	Share in turnover of shares	Volume in pieces	Number of bargains
<b>Total</b>	<b>40,974,116</b>	<b>40,152,341</b>	<b>821,775</b>	<b>57.18%</b>	<b>70.25%</b>	<b>889,352</b>	<b>10,057</b>
1 KRKA	30,893,317	30,314,542	578,775	43.11%	52.97%	486,226	6,464
2 TELEKOM SLOVENIJE	3,109,543	3,109,543	0	4.34%	5.33%	18,898	754
3 LUKA KOPER	1,519,979	1,519,979	0	2.12%	2.61%	63,531	557
4 GORENJE	1,496,166	1,496,166	0	2.09%	2.57%	146,137	816
5 MERCATOR	1,463,819	1,220,819	243,000	2.04%	2.51%	8,933	280
6 PETROL	1,389,510	1,389,510	0	1.94%	2.38%	5,445	345
7 INTEREUROPA	1,101,782	1,101,782	0	1.54%	1.89%	160,182	841

### EQUITY MARKET - STANDARD MARKET

Issue	Stock trades (in EUR)	Normal trades (in EUR)	Block trades (in EUR)	Share in total turnover	Share in turnover of shares	Volume in pieces	Number of bargains
<b>Total</b>	<b>15,566,044</b>	<b>9,080,282</b>	<b>6,485,762</b>	<b>21.72%</b>	<b>26.69%</b>	<b>1,100,016</b>	<b>3,404</b>
<b>Common shares</b>	<b>15,566,044</b>	<b>9,080,282</b>	<b>6,485,762</b>	<b>21.72%</b>	<b>26.69%</b>	<b>1,100,016</b>	<b>3,404</b>
1 NOVA KREDITNA BANKA MARIBOR	7,935,480	1,631,680	6,303,800	11.07%	13.61%	771,680	790
2 ZAVAROVALNICA TRIGLAV	2,217,351	2,035,389	181,962	3.09%	3.80%	127,242	518
3 POZAVAROVALNICA SAVA	1,203,593	1,203,593	0	1.68%	2.06%	105,802	319
4 PIVOVARNA LAŠKO	1,004,764	1,004,764	0	1.40%	1.72%	24,066	429
5 ABANKA	892,080	892,080	0	1.24%	1.53%	16,898	88
6 SAVA	772,951	772,951	0	1.08%	1.33%	3,116	212
7 AERODROM LJUBLJANA	567,990	567,990	0	0.79%	0.97%	17,870	350
8 ISTRABENZ	347,678	347,678	0	0.49%	0.60%	23,937	523
9 ETOL	222,834	222,834	0	0.31%	0.38%	1,726	37
10 ŽITO	179,518	179,518	0	0.25%	0.31%	2,314	47
11 ISKRA AVTOELEKTRIKA	89,574	89,574	0	0.12%	0.15%	2,851	33
12 SALUS, LJUBLJANA	52,882	52,882	0	0.07%	0.09%	118	25
13 DELO PRODAJA	41,338	41,338	0	0.06%	0.07%	1,494	12
14 TERME ČATEŽ	29,383	29,383	0	0.04%	0.05%	164	9
15 KOMPAS MTS	7,935	7,935	0	0.01%	0.01%	612	11
16 MLINOTEST	693	693	0	0.00%	0.00%	126	1
17 NIKA	0	0	0	0.00%	0.00%	0	0
<b>Preferred shares</b>	<b>0</b>	<b>0</b>	<b>0</b>	<b>0.00%</b>	<b>0.00%</b>	<b>0</b>	<b>0</b>
1 PROBANKA	0	0	0	0.00%	0.00%	0	0



## EQUITY MARKET - ENTRY MARKET

Issue	Stock trades (in EUR)	Normal trades (in EUR)	Block trades (in EUR)	Share in total turnover	Share in turnover of shares	Volume in pieces	Number of bargains
<b>Total</b>	<b>1,782,653</b>	<b>1,342,623</b>	<b>440,030</b>	<b>2.49%</b>	<b>3.06%</b>	<b>355,733</b>	<b>1,826</b>
<b>Common shares</b>	<b>1,721,462</b>	<b>1,281,432</b>	<b>440,030</b>	<b>2.40%</b>	<b>2.95%</b>	<b>353,757</b>	<b>1,726</b>
1 ZVON ENA HOLDING	536,988	96,958	440,030	0.75%	0.92%	112,394	251
2 NFD HOLDING	247,716	247,716	0	0.35%	0.42%	51,718	322
3 CINKARNA CELJE	154,853	154,853	0	0.22%	0.27%	3,079	54
4 KD GROUP	126,685	126,685	0	0.18%	0.22%	2,189	259
5 ZVON DVA HOLDING	124,078	124,078	0	0.17%	0.21%	85,002	215
6 AKTIVA NALOŽBE	114,878	114,878	0	0.16%	0.20%	19,456	147
7 MAKSIMA INVEST	109,510	109,510	0	0.15%	0.19%	25,000	44
8 JUTEKS	86,869	86,869	0	0.12%	0.15%	2,393	34
9 INFOND HOLDING	68,582	68,582	0	0.10%	0.12%	25,083	93
10 GEA	56,617	56,617	0	0.08%	0.10%	7,847	18
11 HELIOS, DOMŽALE	25,492	25,492	0	0.04%	0.04%	63	21
12 KD	10,200	10,200	0	0.01%	0.02%	17	3
13 ZLATA MONETA II	8,725	8,725	0	0.01%	0.01%	5,386	60
14 VIPA HOLDING	7,600	7,600	0	0.01%	0.01%	2,000	4
15 PLAMA - PUR	6,905	6,905	0	0.01%	0.01%	552	6
16 MERCATA	6,605	6,605	0	0.01%	0.01%	1,321	14
17 ALPETOUR POTOVALNA AGENCIJA	4,678	4,678	0	0.01%	0.01%	387	7
18 CENTER NALOŽBE	4,203	4,203	0	0.01%	0.01%	1,001	25
19 MARINA PORTOROŽ	3,778	3,778	0	0.01%	0.01%	54	4
20 M1	3,057	3,057	0	0.00%	0.01%	1,521	17
21 HRAM HOLDING	2,094	2,094	0	0.00%	0.00%	821	10
22 MAKSIMA HOLDING	1,814	1,814	0	0.00%	0.00%	2,766	40
23 MEDVEŠEK PUŠNIK	1,639	1,639	0	0.00%	0.00%	149	3
24 CETIS	1,243	1,243	0	0.00%	0.00%	27	5
25 TRIGLAV NALOŽBE	1,217	1,217	0	0.00%	0.00%	1,032	11
26 GRAND HOTEL UNION	1,007	1,007	0	0.00%	0.00%	91	7
27 MODRA LINIJA HOLDING	945	945	0	0.00%	0.00%	135	3
28 SIVENT	856	856	0	0.00%	0.00%	374	15
29 KS NALOŽBE	846	846	0	0.00%	0.00%	1,050	15
30 INLES	806	806	0	0.00%	0.00%	302	5
31 D NALOŽBE	572	572	0	0.00%	0.00%	493	8
32 MEDVEŠEK PUŠNIK DZU	346	346	0	0.00%	0.00%	2	2
33 ZDRAVILIŠČE ROGAŠKA	30	30	0	0.00%	0.00%	50	2
34 ALPOS	29	29	0	0.00%	0.00%	1	1
35 TRDNJAVA HOLDING	0	0	0	0.00%	0.00%	1	1
36 DATALAB TEHNOLOGIJE	0	0	0	0.00%	0.00%	0	0
37 FINETOL	0	0	0	0.00%	0.00%	0	0
38 GORIŠKE OPEKARNE	0	0	0	0.00%	0.00%	0	0
39 GORENJSKI TISK	0	0	0	0.00%	0.00%	0	0
40 ELMO	0	0	0	0.00%	0.00%	0	0
41 INTERTRADE ITA	0	0	0	0.00%	0.00%	0	0
42 JELEN GOSTINSKO PODJETJE	0	0	0	0.00%	0.00%	0	0
43 JAVOR PIVKA	0	0	0	0.00%	0.00%	0	0
44 LESNINA	0	0	0	0.00%	0.00%	0	0
45 MELAMIN	0	0	0	0.00%	0.00%	0	0
46 MKT PRINT	0	0	0	0.00%	0.00%	0	0
47 NAMA	0	0	0	0.00%	0.00%	0	0
48 SLOVENIJALES	0	0	0	0.00%	0.00%	0	0
49 TEKSTINA	0	0	0	0.00%	0.00%	0	0
50 KOŠAKI TMI	0	0	0	0.00%	0.00%	0	0
51 TRDNJAVA I HOLDING	0	0	0	0.00%	0.00%	0	0
52 SWATY	0	0	0	0.00%	0.00%	0	0
53 VELANA	0	0	0	0.00%	0.00%	0	0
54 TERME DOBRNA	0	0	0	0.00%	0.00%	0	0
55 ŽELEZARNA RAVNE - MONTER DRAVOGRAD	0	0	0	0.00%	0.00%	0	0
<b>Preferred shares</b>	<b>61,191</b>	<b>61,191</b>	<b>0</b>	<b>0.09%</b>	<b>0.10%</b>	<b>1,976</b>	<b>100</b>
1 KD GROUP	61,191	61,191	0	0.09%	0.10%	1,976	100
2 PRVA GROUP	0	0	0	0.00%	0.00%	0	0
3 ZDRAVILIŠČE ROGAŠKA	0	0	0	0.00%	0.00%	0	0

BOND MARKET

Issue	Stock trades (in EUR)	Normal trades (in EUR)	Block trades (in EUR)	Share in total turnover	Share in turnover of bonds	Volume in pieces	Number of bargains
<b>Total</b>	<b>10,147,834</b>	<b>3,899,287</b>	<b>6,248,548</b>	<b>14.16%</b>	<b>100.00%</b>	<b>124,579</b>	<b>538</b>
1 SLOVENSKA ODŠKODNINSKA DRUŽBA 2 <sup>nd</sup> ISSUE	3,282,816	3,282,816	0	4.58%	32.35%	78,374	481
2 REPUBLIKA SLOVENIJA 18 <sup>th</sup> ISSUE	3,100,500	0	3,100,500	4.33%	30.55%	30,000	1
3 REPUBLIKA SLOVENIJA 63 <sup>rd</sup> ISSUE	2,237,550	0	2,237,550	3.12%	22.05%	2,300	2
4 DEOS 1 <sup>st</sup> ISSUE	586,132	164,126	422,006	0.82%	5.78%	6,760	7
5 DARS	244,561	0	244,561	0.34%	2.41%	569	1
6 REPUBLIKA SLOVENIJA 64 <sup>th</sup> ISSUE	243,930	0	243,930	0.34%	2.40%	235	1
7 PROBANKA 9 <sup>th</sup> ZDAJA	120,000	120,000	0	0.17%	1.18%	1,500	1
8 NLB 15 <sup>th</sup> ISSUE	77,618	77,618	0	0.11%	0.76%	182	9
9 REPUBLIKA SLOVENIJA 26 <sup>th</sup> ISSUE	61,342	61,342	0	0.09%	0.60%	587	2
10 REPUBLIKA SLOVENIJA 59 <sup>th</sup> ISSUE	55,236	55,236	0	0.08%	0.54%	1,321	1
11 REPUBLIKA SLOVENIJA 21 <sup>st</sup> ISSUE	46,649	46,649	0	0.07%	0.46%	2,053	4
12 REPUBLIKA SLOVENIJA 38 <sup>th</sup> ISSUE	23,562	23,562	0	0.03%	0.23%	224	4
13 REPUBLIKA SLOVENIJA 65 <sup>th</sup> ISSUE	19,400	19,400	0	0.03%	0.19%	19	4
14 POTEZA SKUPINA 1 <sup>st</sup> ISSUE	14,000	14,000	0	0.02%	0.14%	14	2
15 REPUBLIKA SLOVENIJA 62 <sup>nd</sup> ISSUE	5,807	5,807	0	0.01%	0.06%	149	3
16 CIMOS 1 <sup>st</sup> ISSUE	5,140	5,140	0	0.01%	0.05%	50	1
17 REPUBLIKA SLOVENIJA 50 <sup>th</sup> ISSUE	5,075	5,075	0	0.01%	0.05%	50	1
18 ABANKA VIPA 12 <sup>th</sup> ISSUE	5,004	5,004	0	0.01%	0.05%	123	2
19 REPUBLIKA SLOVENIJA 53 <sup>rd</sup> ISSUE	3,616	3,616	0	0.01%	0.04%	36	3
20 FACTOR BANKA 21 <sup>st</sup> ISSUE	2,760	2,760	0	0.00%	0.03%	3	1
21 NLB 17 <sup>th</sup> ISSUE	1,619	1,619	0	0.00%	0.02%	4	1
22 REPUBLIKA SLOVENIJA 49 <sup>th</sup> ISSUE	1,520	1,520	0	0.00%	0.01%	4	1
23 BANKA CELJE 9 <sup>th</sup> ISSUE	1,233	1,233	0	0.00%	0.01%	3	1
24 PROBANKA 10 <sup>th</sup> ISSUE	974	974	0	0.00%	0.01%	1	1
25 REPUBLIKA SLOVENIJA 48 <sup>th</sup> ISSUE	882	882	0	0.00%	0.01%	9	1
26 REPUBLIKA SLOVENIJA 32 <sup>nd</sup> ISSUE	808	808	0	0.00%	0.01%	8	1
27 REPUBLIKA SLOVENIJA 29 <sup>th</sup> ISSUE	100	100	0	0.00%	0.00%	1	1
28 ABANKA VIPA 6 <sup>th</sup> ISSUE	0	0	0	0.00%	0.00%	0	0
29 ABANKA VIPA 7 <sup>th</sup> ISSUE	0	0	0	0.00%	0.00%	0	0
30 ABANKA VIPA 8 <sup>th</sup> ISSUE	0	0	0	0.00%	0.00%	0	0
31 ABANKA VIPA 9 <sup>th</sup> ISSUE	0	0	0	0.00%	0.00%	0	0
32 ABANKA VIPA 10 <sup>th</sup> ISSUE	0	0	0	0.00%	0.00%	0	0
33 ABANKA VIPA 11 <sup>th</sup> ISSUE	0	0	0	0.00%	0.00%	0	0
34 BANKA CELJE 10 <sup>th</sup> ISSUE	0	0	0	0.00%	0.00%	0	0
35 BANKA CELJE 11 <sup>th</sup> ISSUE	0	0	0	0.00%	0.00%	0	0
36 BANKA CELJE 7 <sup>th</sup> ISSUE	0	0	0	0.00%	0.00%	0	0
37 BANKA CELJE 8 <sup>th</sup> ISSUE	0	0	0	0.00%	0.00%	0	0
38 BANKA DOMŽALE 1 <sup>st</sup> ISSUE	0	0	0	0.00%	0.00%	0	0
39 BANKA ZASAVJE 3 <sup>rd</sup> ISSUE	0	0	0	0.00%	0.00%	0	0
40 DELO PRODAJA 1 <sup>st</sup> ISSUE	0	0	0	0.00%	0.00%	0	0
41 DROGA KOLINSKA 1 <sup>st</sup> ISSUE	0	0	0	0.00%	0.00%	0	0
42 DARS 2 <sup>nd</sup> ISSUE	0	0	0	0.00%	0.00%	0	0
43 DARS 3 <sup>rd</sup> ISSUE	0	0	0	0.00%	0.00%	0	0
44 FACTOR BANKA 9 <sup>th</sup> ISSUE	0	0	0	0.00%	0.00%	0	0
45 FACTOR BANKA 11 <sup>th</sup> ISSUE	0	0	0	0.00%	0.00%	0	0
46 FACTOR BANKA 12 <sup>th</sup> ISSUE	0	0	0	0.00%	0.00%	0	0
47 FACTOR BANKA 14 <sup>th</sup> ISSUE	0	0	0	0.00%	0.00%	0	0
48 FACTOR BANKA 15 <sup>th</sup> ISSUE	0	0	0	0.00%	0.00%	0	0
49 FACTOR BANKA 16 <sup>th</sup> ISSUE	0	0	0	0.00%	0.00%	0	0
50 FACTOR BANKA 17 <sup>th</sup> ISSUE	0	0	0	0.00%	0.00%	0	0
51 FACTOR BANKA 19 <sup>th</sup> ISSUE	0	0	0	0.00%	0.00%	0	0
52 FACTOR BANKA 20 <sup>th</sup> ISSUE	0	0	0	0.00%	0.00%	0	0
53 FMR	0	0	0	0.00%	0.00%	0	0
54 KB1909 1 <sup>st</sup> ISSUE	0	0	0	0.00%	0.00%	0	0
55 NOVA KBM 7 <sup>th</sup> ISSUE	0	0	0	0.00%	0.00%	0	0
56 NOVA KBM 8 <sup>th</sup> ISSUE	0	0	0	0.00%	0.00%	0	0
57 KD HOLDING 1 <sup>st</sup> ISSUE	0	0	0	0.00%	0.00%	0	0
58 KD HOLDING 2 <sup>nd</sup> ISSUE	0	0	0	0.00%	0.00%	0	0
59 POSLOVNI SISTEM MERCATOR	0	0	0	0.00%	0.00%	0	0
60 <sup>MP</sup>	0	0	0	0.00%	0.00%	0	0
61 NLB 11 <sup>th</sup> ISSUE	0	0	0	0.00%	0.00%	0	0
62 NLB 13 <sup>th</sup> ISSUE	0	0	0	0.00%	0.00%	0	0
63 NLB 16 <sup>th</sup> ISSUE	0	0	0	0.00%	0.00%	0	0
64 NLB 18 <sup>th</sup> ISSUE	0	0	0	0.00%	0.00%	0	0
65 NLB 19 <sup>th</sup> ISSUE	0	0	0	0.00%	0.00%	0	0
66 NLB 20 <sup>th</sup> ISSUE	0	0	0	0.00%	0.00%	0	0
67 NLB 21 <sup>st</sup> ISSUE	0	0	0	0.00%	0.00%	0	0
68 NLB 22 <sup>nd</sup> ISSUE	0	0	0	0.00%	0.00%	0	0
69 NLB 23 <sup>rd</sup> ISSUE	0	0	0	0.00%	0.00%	0	0
70 POŠTNA BANKA SLOVENIJE 6 <sup>th</sup> ISSUE	0	0	0	0.00%	0.00%	0	0
71 POŠTNA BANKA SLOVENIJE 7 <sup>th</sup> ISSUE	0	0	0	0.00%	0.00%	0	0

72	POTEZA NALOŽBE	0	0	0	0.00%	0.00%	0	0
73	PROBANKA 7 <sup>th</sup> ISSUE	0	0	0	0.00%	0.00%	0	0
74	PROBANKA 8 <sup>th</sup> ISSUE	0	0	0	0.00%	0.00%	0	0
75	REPUBLIKA SLOVENIJA 23 <sup>rd</sup> ISSUE	0	0	0	0.00%	0.00%	0	0
76	REPUBLIKA SLOVENIJA 33 <sup>rd</sup> ISSUE	0	0	0	0.00%	0.00%	0	0
77	REPUBLIKA SLOVENIJA 44 <sup>th</sup> ISSUE	0	0	0	0.00%	0.00%	0	0
78	REPUBLIKA SLOVENIJA 54 <sup>th</sup> ISSUE	0	0	0	0.00%	0.00%	0	0
79	REPUBLIKA SLOVENIJA 57 <sup>th</sup> ISSUE	0	0	0	0.00%	0.00%	0	0
80	REPUBLIKA SLOVENIJA 60 <sup>th</sup> ISSUE	0	0	0	0.00%	0.00%	0	0
81	REPUBLIKA SLOVENIJA 61 <sup>st</sup> ISSUE	0	0	0	0.00%	0.00%	0	0
82	SID BANKA 1 <sup>st</sup> ISSUE	0	0	0	0.00%	0.00%	0	0
83	SIP STROJNA INDUSTRIJA 1 <sup>st</sup> ISSUE B SERIES	0	0	0	0.00%	0.00%	0	0
84	STANOVANJSKI SKLAD RS 1 <sup>st</sup> ISSUE	0	0	0	0.00%	0.00%	0	0
85	STANOVANJSKI SKLAD RS 3 <sup>rd</sup> ISSUE	0	0	0	0.00%	0.00%	0	0
86	BANKA VIPA 6 <sup>th</sup> ISSUE	0	0	0	0.00%	0.00%	0	0
87	BANKA VIPA 7 <sup>th</sup> ISSUE	0	0	0	0.00%	0.00%	0	0
88	ZAVAROVALNICA TRIGLAV 1 <sup>st</sup> ISSUE	0	0	0	0.00%	0.00%	0	0

#### FUND MARKET - PLUS MARKET

Issue	Stock trades (in EUR)	Normal trades (in EUR)	Block trades (in EUR)	Share in total turnover	Share in turnover of funds	Volume in pieces	Number of bargains
<b>Total</b>	<b>4,398</b>	<b>4,398</b>	<b>0</b>	<b>0.01%</b>	<b>0.14%</b>	<b>6,388</b>	<b>5</b>
1 INDEKSNI VZAJEMNI SKLAD PB URANIUM INDEX	4,398	4,398	0	0.01%	0.14%	6,388	5
2 INDEKSNI VZAJEMNI SKLAD PB BIOTECH INDEX	0	0	0	0.00%	0.00%	0	0

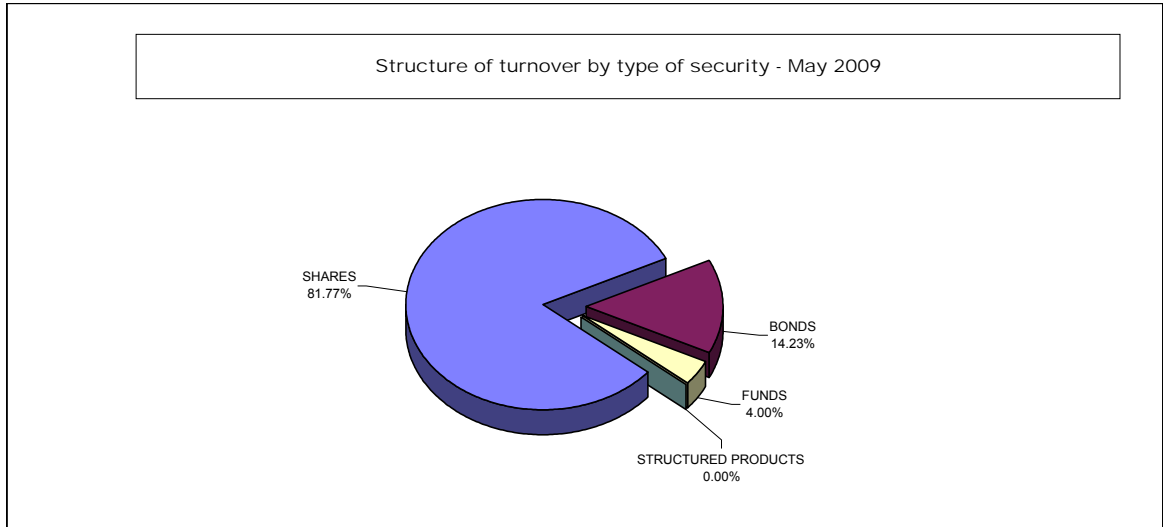
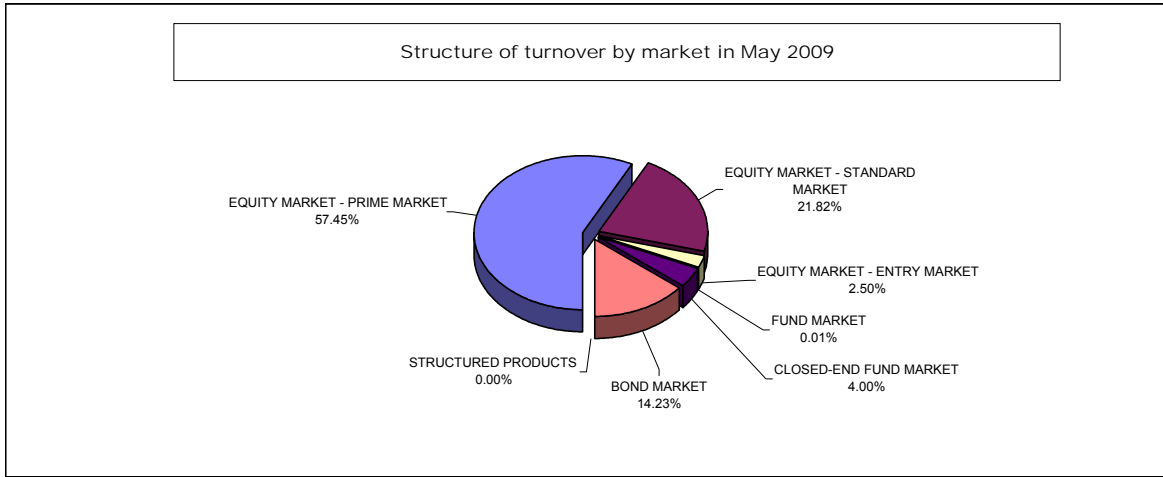
#### FUND MARKET - GENERAL MARKET

Issue	Stock trades (in EUR)	Normal trades (in EUR)	Block trades (in EUR)	Share in total turnover	Share in turnover of funds	Volume in pieces	Number of bargains
<b>Total</b>	<b>334,980</b>	<b>334,980</b>	<b>0</b>	<b>0.47%</b>	<b>10.50%</b>	<b>250,158</b>	<b>268</b>
1 PROBANKA GLOBALNI NALOŽBENI SKLAD	156,695	156,695	0	0.22%	4.91%	230,214	100
2 INFOND GLOBAL	113,651	113,651	0	0.16%	3.56%	13,413	66
3 MP-BALKAN.SI	48,363	48,363	0	0.07%	1.52%	2,227	51
4 INFOND DYNAMIC	14,083	14,083	0	0.02%	0.44%	3,754	45
5 MP-EUROSTOCK.SI	2,190	2,190	0	0.00%	0.07%	550	6

#### CLOSED-END FUND MARKET

Issue	Stock trades (in EUR)	Normal trades (in EUR)	Block trades (in EUR)	Share in total turnover	Share in turnover of funds	Volume in pieces	Number of bargains
<b>Total</b>	<b>2,850,026</b>	<b>2,850,026</b>	<b>0</b>	<b>3.98%</b>	<b>89.36%</b>	<b>1,718,393</b>	<b>1,175</b>
1 NFD 1 DELNIŠKI INVESTICIJSKI SKLAD	1,355,501	1,355,501	0	1.89%	42.50%	1,445,855	470
2 KRONA SENIOR ID	1,128,413	1,128,413	0	1.57%	35.38%	189,052	247
3 KD ID	315,725	315,725	0	0.44%	9.90%	75,046	334
4 ZVON ENA ID	50,387	50,387	0	0.07%	1.58%	8,440	124

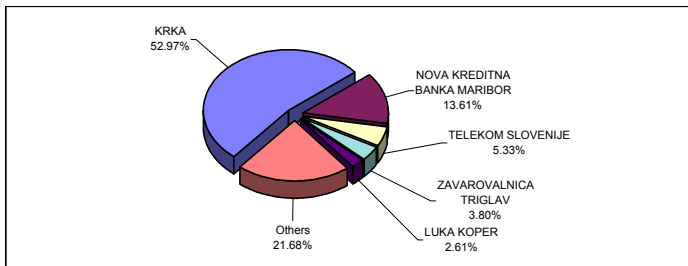
Shares total	58,322,814	50,575,247	7,747,567	81.39%	100.00%	2,345,101	15,287
Funds total	3,189,404	3,189,404	0	4.45%	100.00%	1,974,939	1,448
Bonds total	10,147,834	3,899,287	6,248,548	14.16%	100.00%	124,579	538
Structured products	0	0	0	0.00%	-	0	0
Total turnover	71,660,052	57,663,938	13,996,114	100.00%	100.00%	4,444,619	17,273



## C2) MOST TRADED SECURITIES IN MAY 2009

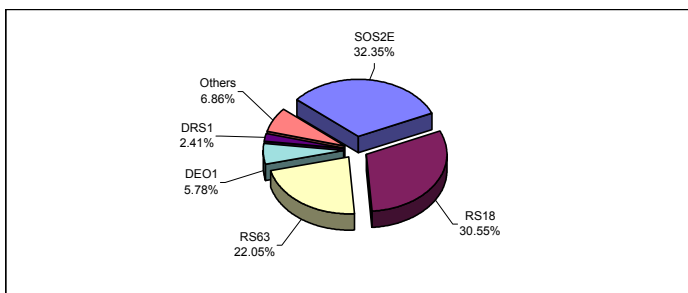
### MOST TRADED SHARES

Issuer	Turnover (in 000 EUR) - order book trades only	Number of bargains - order book trades only	Market capitalisation as of 31 May 2009 (in EURm)
KRKA	30,893	6,464	2,410
NOVA KREDITNA BANKA MARIBOR	7,935	790	274
TELEKOM SLOVENIJE	3,110	754	1,108
ZAVAROVALNICA TRIGLAV	2,217	518	411
LUKA KOPER	1,520	557	346
Others	12,647	6,204	4,399
<b>Total</b>	<b>58,323</b>	<b>15,287</b>	<b>8,948</b>



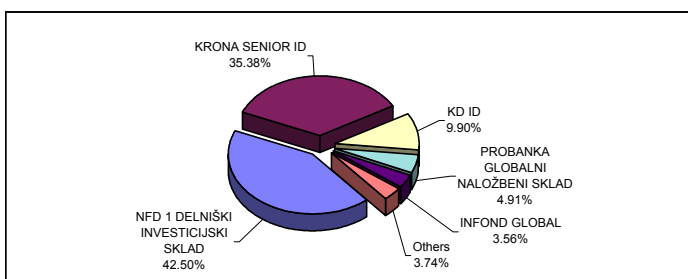
### MOST TRADED BONDS

Issuer	Turnover (in 000 EUR) - order book trades only	Number of bargains - order book trades only	Market capitalisation as of 31 May 2009 (in EURm)
SLOVENSKA ODŠKODNINSKA DRUŽBA 2 <sup>nd</sup> ISSUE	3,283	481	633
REPUBLIKA SLOVENIJA 18 <sup>th</sup> ISSUE	3,101	1	46
REPUBLIKA SLOVENIJA 63 <sup>rd</sup> ISSUE	2,238	2	988
DEOS 1 <sup>st</sup> ISSUE	586	7	5
DARS	245	1	58
Others	696	46	7,514
<b>Total</b>	<b>10,148</b>	<b>538</b>	<b>9,243</b>



### MOST TRADED INVESTMENT FUNDS

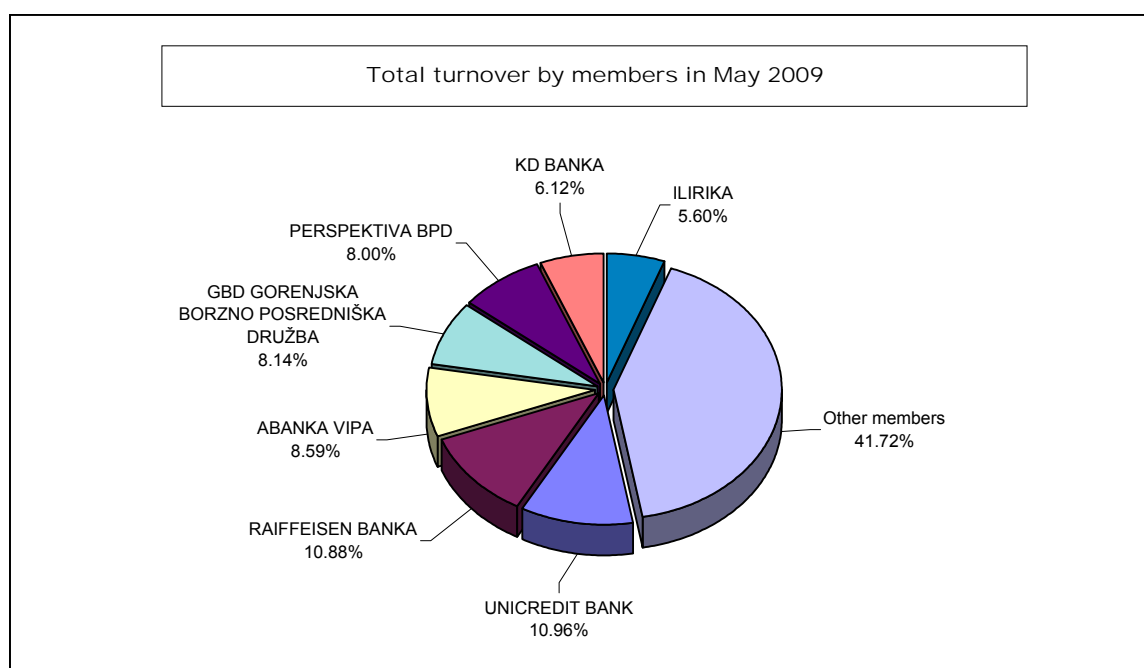
INVESTMENT FUNDS	Turnover (in 000 EUR) - order book trades only	Number of bargains - order book trades only	Market capitalisation as of 31 May 2009 (in EURm)
NFD 1 DELNIŠKI INVESTICIJSKI SKLAD	1,356	470	153
KRONA SENIOR ID	1,128	247	42
KD ID	316	334	40
PROBANKA GLOBALNI NALOŽBENI SKLAD	157	100	46
INFOND GLOBAL	114	66	55
Others	119	231	47
<b>Total</b>	<b>3,189</b>	<b>1,448</b>	<b>383</b>



### C3) MONTHLY TURNOVER BY LJSE MEMBERS

#### TURNOVER BY MEMBERS BY TYPE OF TRADE IN MAY 2009

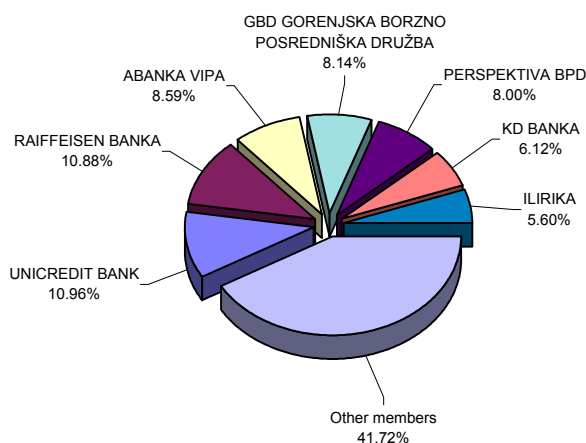
	Member	Normal trades (in EUR)	Block trades (in EUR)	Total via BTS (in EUR)	Share in turnover
1	UNICREDIT BANK	15,402,728	305,000	15,707,728	10.96%
2	RAIFFEISEN BANKA	2,983,735	12,607,600	15,591,334	10.88%
3	ABANKA VIPA	12,310,101		12,310,101	8.59%
4	GBD GORENJSKA BORZNO POSREDNIŠKA DRUŽBA	11,666,900		11,666,900	8.14%
5	PERSPEKTIVA BPD	4,172,881	7,286,850	11,459,731	8.00%
6	KD BANKA	8,765,324		8,765,324	6.12%
7	ILIRIKA	7,300,711	730,561	8,031,272	5.60%
8	POTEZA	5,802,233	844,013	6,646,245	4.64%
9	NOVA LJUBLJANSKA BANKA	5,376,554	745,030	6,121,584	4.27%
10	CERTIUS BPH	6,083,015		6,083,015	4.24%
11	NOVA KBM	2,343,833	3,100,500	5,444,333	3.80%
12	MP BPH	5,309,177		5,309,177	3.70%
13	ARGONOS BPH	4,944,175	243,930	5,188,105	3.62%
14	HYPO ALPE-ADRIA-BANK	4,424,542	455,737	4,880,279	3.41%
15	FACTOR BANKA	3,566,828	972,710	4,539,538	3.17%
16	PUBLIKUM	3,079,520	455,737	3,535,257	2.47%
17	SKB BANKA	2,912,845	244,561	3,157,407	2.20%
18	PROBANKA	2,638,735		2,638,735	1.84%
19	PFCI	2,376,075		2,376,075	1.66%
20	BANKA KOPER	1,696,944		1,696,944	1.18%
21	DEŽELNA BANKA SLOVENIJE	1,228,655		1,228,655	0.86%
22	MOJA DELNICA BPH	638,932		638,932	0.45%
23	GORENJSKA BANKA	303,437		303,437	0.21%
	<b>TOTAL</b>	<b>115,327,876</b>	<b>27,992,229</b>	<b>143,320,105</b>	<b>100.00%</b>



## TURNOVER BY MEMBERS BY TYPE OF SECURITY IN MAY 2009

Member	Shares	Bonds	Funds	Total (in EUR)	Share in turnover
1 UNICREDIT BANK	14,725,456	850,155	132,117	15,707,728	10.96%
2 RAIFFEISEN BANKA	15,401,635	159,556	30,143	15,591,334	10.88%
3 ABANKA VIPA	11,020,954	274,146	1,015,001	12,310,101	8.59%
4 GBD GORENJSKA BORZNO POSREDNIŠKA DRUŽBA	9,220,523	388,559	2,057,817	11,666,900	8.14%
5 PERSPEKTIVA BPD	3,887,303	7,544,436	27,991	11,459,731	8.00%
6 KD BANKA	8,060,191		705,133	8,765,324	6.12%
7 ILIRIKA	7,310,527	622,065	98,679	8,031,272	5.60%
8 POTEZA	3,980,083	2,526,065	140,097	6,646,245	4.64%
9 NOVA LJUBLJANSKA BANKA	5,280,264	630,878	210,442	6,121,584	4.27%
10 CERTIUS BPH	5,609,975	80,411	392,629	6,083,015	4.24%
11 NOVA KBM	2,123,250	3,287,346	33,737	5,444,333	3.80%
12 MP BPH	5,112,799	115,031	81,346	5,309,177	3.70%
13 ARGONOS BPH	4,738,732	264,311	185,062	5,188,105	3.62%
14 HYPO ALPE-ADRIA-BANK	4,393,286	480,024	6,968	4,880,279	3.41%
15 FACTOR BANKA	1,662,818	2,120,335	756,385	4,539,538	3.17%
16 PUBLIKUM	3,183,461	230,022	121,774	3,535,257	2.47%
17 SKB BANKA	2,898,922	251,275	7,210	3,157,407	2.20%
18 PROBANKA	2,087,263	452,389	99,083	2,638,735	1.84%
19 PFCI	2,317,829		58,246	2,376,075	1.66%
20 BANKA KOPER	1,688,948	4,836	3,160	1,696,944	1.18%
21 DEŽELNA BANKA SLOVENIJE	1,026,841		201,814	1,228,655	0.86%
22 MOJA DELNICA BPH	620,783	9,633	8,517	638,932	0.45%
23 GORENJSKA BANKA	293,783	4,196	5,458	303,437	0.21%
<b>TOTAL</b>	<b>116,645,627</b>	<b>20,295,669</b>	<b>6,378,809</b>	<b>143,320,105</b>	<b>100.00%</b>

Total turnover by members in May 2009



## C4) HISTORICAL TURNOVER SERIES

### MONTHLY TURNOVER ON OFFICIAL AND SEMI-OFFICIAL MARKET

Year 2008	Number of trading days	Turnover via BTS (in EUR)			Number of trades via BTS	
		per year	average per day	average per trade	per year	average per day
April	22	199,185,935	9,053,906	6,764	29,448	1,339
May	20	72,224,108	3,611,205	4,366	16,542	827
June	20	62,871,847	3,143,592	4,348	14,461	723
July	23	60,709,246	2,639,532	4,274	14,205	618
August	20	39,858,972	1,992,949	3,700	10,774	539
September	22	95,882,452	4,358,293	4,424	21,674	985
October	22	157,079,346	7,139,970	5,518	28,468	1,294
November	20	72,541,168	3,627,058	3,780	19,192	960
December	21	75,645,109	3,602,148	4,728	15,999	762
<b>TOTAL</b>	<b>250</b>	<b>1,285,790,499</b>			<b>249,679</b>	
<b>Average 2008</b>	<b>21</b>	<b>107,149,208</b>	<b>5,129,748</b>	<b>4,907</b>	<b>20,807</b>	<b>998</b>
<b>Year 2009</b>						
January	20	36,389,461	1,819,473	3,049	11,936	597
February	20	53,396,448	2,669,822	4,396	12,146	607
March	22	72,688,384	3,304,017	5,539	13,123	597
April	19	28,542,446	1,502,234	2,930	9,742	513
May	20	71,660,052	3,583,003	4,149	17,273	864
<b>TOTAL</b>	<b>101</b>	<b>262,676,791</b>			<b>64,220</b>	
<b>Average 2009</b>	<b>20</b>	<b>52,535,358</b>	<b>2,575,710</b>	<b>4,012</b>	<b>12,844</b>	<b>635</b>

### TURNOVER BY SECURITIES ON ALL MARKETS OF LJUBLJANA STOCK EXCHANGE IN YEARS 1998 - 2008

#### Total turnover and number of bargains

Year	Number of trading days	Turnover via BTS (in EUR)			Number of trades via BTS	
		per year	average per day	average per trade	per year	average per day
2009	101	262,676,791	2,575,710	4,012	64,220	635
2008	250	1,285,790,499	5,129,748	4,907	249,679	998
2007	246	2,226,900,747	9,052,442	4,903	454,188	1,846
2006	247	996,477,198	4,034,321	4,353	228,941	927
2005	250	579,204,722	2,316,819	2,263	255,908	1,024
2004	255	837,861,029	3,285,730	2,382	351,760	1,379
2003	249	700,844,661	2,814,637	2,058	340,582	1,368
2002	247	1,156,611,591	4,682,638	2,563	451,250	1,827
2001	247	707,615,828	2,864,841	2,221	318,645	1,290
2000	249	1,174,224,149	4,715,760	2,971	395,284	1,587
1999	254	1,397,785,135	5,503,091	3,134	445,966	1,756
1998	252	2,259,292,124	8,965,445	9,531	237,049	941



MONTHLY TURNOVER WITH REGULAR TRADES

Year 2008	Number of	Turnover (in EUR)		average	Number of trades	
Month	trading days	per month	average per day	per trade	per month	average per day
May	20	62,071,429	3,103,571	3,755	16,529	826
June	20	54,930,016	2,746,501	3,801	14,452	723
July	23	52,624,494	2,288,021	3,707	14,195	617
August	20	33,433,573	1,671,679	3,108	10,756	538
September	22	87,042,131	3,956,461	4,021	21,649	984
October	22	104,652,212	4,756,919	3,680	28,440	1,293
November	20	62,382,497	3,119,125	3,253	19,175	959
December	21	58,690,822	2,794,801	3,673	15,981	761
<b>TOTAL</b>	<b>250</b>	<b>1,066,995,041</b>			<b>249,462</b>	
<b>Average 2008</b>	<b>21</b>	<b>88,916,253</b>	<b>4,268,910</b>	<b>4,098</b>	<b>20,789</b>	<b>997</b>
<b>Year 2009</b>						
January	20	32,612,545	1,630,627	2,734	11,928	596
February	20	32,299,265	1,614,963	2,664	12,125	606
March	22	40,712,928	1,850,588	3,109	13,094	595
April	19	25,058,554	1,318,871	2,575	9,732	512
May	20	57,663,938	2,883,197	3,341	17,258	863
<b>TOTAL</b>	<b>101</b>	<b>188,347,230</b>			<b>64,137</b>	
<b>Average 2009</b>	<b>20</b>	<b>37,669,446</b>	<b>1,859,649</b>	<b>2,885</b>	<b>12,827</b>	<b>635</b>

MONTHLY TURNOVER WITH BLOCK TRADES

Year 2008	Number of	Turnover (in EUR)		average	Number of trades	
Month	trading days	per month	average per day	per trade	per month	average per day
May	20	10,152,679	507,634	780,975	13	1
June	20	7,941,831	397,092	882,426	9	0
July	23	8,084,752	351,511	808,475	10	0
August	20	6,425,399	321,270	356,967	18	1
September	22	8,840,321	401,833	353,613	25	1
October	22	52,427,134	2,383,052	1,872,398	28	1
November	20	10,158,671	507,934	597,569	17	1
December	21	16,954,287	807,347	941,905	18	1
<b>TOTAL</b>	<b>250</b>	<b>218,795,458</b>			<b>217</b>	
<b>Average 2008</b>	<b>21</b>	<b>18,232,955</b>	<b>860,838</b>	<b>915,303</b>	<b>18</b>	<b>1</b>
<b>Year 2009</b>						
January	20	3,776,916	188,846	472,115	8	0
February	20	21,097,182	1,054,859	1,004,628	21	1
March	22	31,975,456	1,453,430	1,102,602	29	1
April	19	3,483,893	183,363	348,389	10	1
May	20	13,996,114	699,806	933,074	15	1
<b>TOTAL</b>	<b>101</b>	<b>74,329,561</b>			<b>83</b>	
<b>Average 2009</b>	<b>20</b>	<b>14,865,912</b>	<b>716,061</b>	<b>772,162</b>	<b>17</b>	<b>1</b>

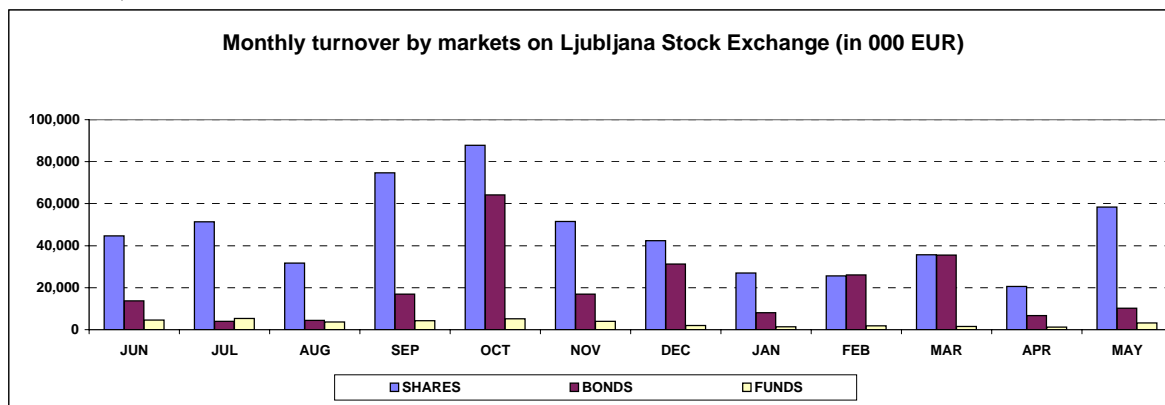
MONTHLY TURNOVER VIA BTS BY MARKETS ON LJUBLJANA STOCK EXCHANGE (In EUR)

	Equity market			Bond market	Fund market			TOTAL	MoM Index
	Prime market	Standard market	Entry market		Plus market	General market	Closed-end fund market		
<b>YEAR 2008</b>									
May	35,696,836	12,052,933	6,580,296	8,663,524		1,031,189	8,199,330	72,224,108	36
June	27,321,869	12,341,195	4,945,353	13,758,477		450,444	4,054,509	62,871,847	87
July	33,336,260	14,076,854	3,958,377	3,954,637		424,843	4,958,275	60,709,246	97
August	22,056,966	6,975,976	2,715,545	4,473,610		456,255	3,180,620	39,858,972	66
September	53,305,356	16,293,031	5,071,802	16,924,058		750,882	3,537,323	95,882,452	241
October	69,753,204	15,115,415	2,893,899	64,114,981		1,199,088	4,002,759	157,079,346	164
November	40,698,597	8,670,452	2,196,388	16,954,378		1,480,558	2,540,794	72,541,168	46
December	30,153,924	9,728,530	2,483,745	31,288,127		610,503	1,380,279	75,645,108	104
<b>Total 2008</b>	<b>681,451,218</b>	<b>215,058,215</b>	<b>56,068,629</b>	<b>256,999,619</b>	<b>15,076,422</b>	<b>15,076,422</b>	<b>61,136,395</b>	<b>1,285,790,497</b>	
<b>YEAR 2009</b>									
January	20,618,948	5,316,230	1,042,305	8,066,537		397,382	948,059	36,389,461	48
February	19,758,334	3,944,519	1,838,912	26,068,826		398,526	1,387,330	53,396,447	147
March	22,813,419	10,782,320	2,017,421	35,564,622	13,108	419,022	1,078,471	72,688,383	136
April	14,718,689	4,037,912	1,805,668	6,701,914	14,740	374,851	888,672	28,542,446	39
May	40,974,116	15,566,044	1,782,653	10,147,834	4,398	334,980	2,850,026	71,660,052	251
<b>Total 2009</b>	<b>118,883,507</b>	<b>39,647,025</b>	<b>8,486,959</b>	<b>86,549,733</b>	<b>32,246</b>	<b>1,924,761</b>	<b>7,152,558</b>	<b>262,676,790</b>	

MONTHLY TURNOVER BY SECURITIES ON LJUBLJANA STOCK EXCHANGE (In EUR)

	Shares	Bonds	Funds	TOTAL	MoM Index
<b>YEAR 2008</b>					
May	54,330,065	8,663,524	9,230,519	72,224,108	36
June	44,608,417	13,758,477	4,504,953	62,871,847	87
July	51,371,491	3,954,637	5,383,118	60,709,246	97
August	31,748,488	4,473,610	3,636,874	39,858,972	66
September	74,670,189	16,924,058	4,288,205	95,882,452	241
October	87,762,518	64,114,981	5,201,847	157,079,346	164
November	51,565,437	16,954,378	4,021,352	72,541,168	46
December	42,366,199	31,288,127	1,990,782	75,645,108	104
<b>Total 2008</b>	<b>952,578,061</b>	<b>256,999,619</b>	<b>30,152,843</b>	<b>1,239,730,524</b>	
<b>YEAR 2009</b>					
January	26,977,483	8,066,537	1,345,441	36,389,461	48
February	25,541,765	26,068,826	1,785,856	53,396,447	147
March	35,613,160	35,564,622	1,510,601	72,688,383	136
April	20,562,269	6,701,914	1,278,263	28,542,446	39
May	58,322,814	10,147,834	3,189,404	71,660,052	251
<b>Total 2009</b>	<b>167,017,491</b>	<b>86,549,733</b>	<b>9,109,566</b>	<b>262,676,790</b>	

Monthly turnover by markets on Ljubljana Stock Exchange (in 000 EUR)



## D) MARKET CAPITALISATION

	31 May 2008	31 Dec 2008	30 Apr 2009	31 May 2009	Index 31 May 2009 / 30 Apr 2009	Index 31 May 2009 / 31 Dec 2008	Index 31 May 2009 / 31 May 2008	Share
<b>EQUITY MARKET</b>	<b>15,121,201,187</b>	<b>8,468,424,538</b>	<b>8,207,119,243</b>	<b>8,948,162,803</b>	<b>109</b>	<b>106</b>	<b>59</b>	<b>48.17%</b>
PRIME MARKET	8,965,888,188	4,151,217,570	4,452,134,450	5,215,651,951	117	126	58	28.08%
STANDARD MARKET	3,571,088,132	2,589,281,938	2,367,852,430	2,482,321,066	105	96	70	13.36%
ENTRY MARKET	2,584,224,867	1,727,925,030	1,387,132,364	1,250,189,786	90	72	48	6.73%
Banks	715,990,406	712,160,401	631,041,312	686,799,774	109	96	96	7.68%
Companies	14,405,210,781	7,302,124,936	7,122,221,452	7,725,923,776	108	106	54	86.34%
Insurance companies			453,856,479	535,439,252	118			5.98%
<b>BOND MARKET</b>	<b>6,312,057,870</b>	<b>6,795,363,049</b>	<b>9,270,977,453</b>	<b>9,243,480,845</b>	<b>100</b>	<b>136</b>	<b>146</b>	<b>49.76%</b>
State	5,002,630,972	5,040,810,582	7,875,258,995	7,862,645,214	100	156	157	85.06%
Banks	944,782,569	1,348,781,640	970,085,859	956,426,146	99	71	101	10.35%
Comapnies	332,034,329	373,160,828	393,022,600	391,799,485	100	105	118	4.24%
Insurance companies	32,610,000	32,610,000	32,610,000	32,610,000	100	100	100	0.35%
<b>FUND MARKET</b>	<b>111,902,052</b>	<b>129,751,984</b>	<b>126,072,852</b>	<b>134,453,631</b>	<b>107</b>	<b>104</b>	<b>120</b>	<b>0.72%</b>
PLUS MARKET			566,748	608,787				0.45%
GENERAL MARKET	111,902,052	129,751,984	125,506,104	133,844,844	107	103	120	99.55%
<b>CLOSED-END FUND MARKET</b>	<b>769,929,381</b>	<b>223,951,283</b>	<b>225,139,964</b>	<b>248,951,014</b>	<b>111</b>	<b>111</b>	<b>32</b>	<b>1.34%</b>
<b>TOTAL</b>	<b>22,315,090,490</b>	<b>15,617,490,855</b>	<b>17,829,309,513</b>	<b>18,575,048,293</b>	<b>104</b>	<b>119</b>	<b>83</b>	<b>100.00%</b>

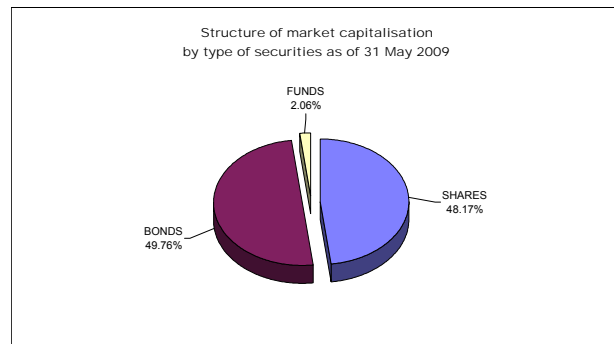
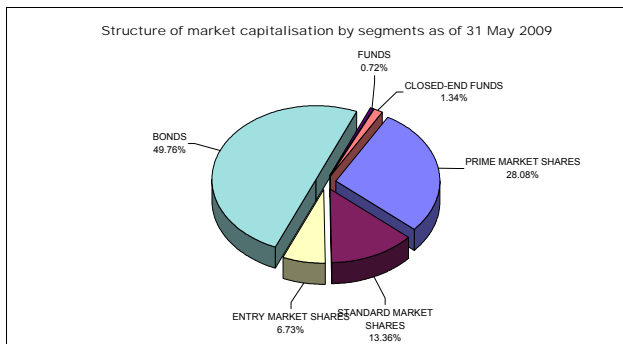
<b>SHARES</b>	<b>15,121,201,187</b>	<b>8,468,424,538</b>	<b>8,207,119,243</b>	<b>8,948,162,803</b>	<b>109</b>	<b>106</b>	<b>54</b>	<b>-</b>
---------------	-----------------------	----------------------	----------------------	----------------------	------------	------------	-----------	----------

<b>BONDS</b>	<b>6,312,057,870</b>	<b>6,795,363,049</b>	<b>9,270,977,453</b>	<b>9,243,480,845</b>	<b>100</b>	<b>136</b>	<b>147</b>	<b>-</b>
--------------	----------------------	----------------------	----------------------	----------------------	------------	------------	------------	----------

<b>FUNDS</b>	<b>881,831,433</b>	<b>353,703,267</b>	<b>351,212,817</b>	<b>383,404,645</b>	<b>109</b>	<b>108</b>	<b>40</b>	<b>-</b>
--------------	--------------------	--------------------	--------------------	--------------------	------------	------------	-----------	----------

On 31 May 2009, the total market capitalisation of all shares traded, without investment funds, on the Ljubljana Stock Exchange corresponded to 24.1 % of GDP in 2008 - EUR 37,126 million (as reported by Statistical office of the Republic of Slovenia).

1EUR=1.5508 USD as of 31 May 2008 | 1EUR=1.3917 USD as of 31 Dec 2008 | 1EUR=1.3275 USD as of 30 Apr 2009 | 1EUR=1.4098 USD as of 31 May 2009



MARKET CAPITALISATION OF SHARES - PRIME MARKET

Issue	Number of shares traded	Number of issued shares	Share of traded shares	Price as of 31 May 2009	Market capitalisation as of 31 May 2009 (in EUR)	Market capitalisation as of 31 May 2009 (in USD)
1 KRKA	35,426,120	35,426,120	100.00%	68.02 EUR	2,409,684,682	3,397,173,465
2 TELEKOM SLOVENIJE	6,535,478	6,535,478	100.00%	169.57 EUR	1,108,221,004	1,562,369,972
3 MERCATOR	3,765,361	3,765,361	100.00%	162.75 EUR	612,812,503	863,943,066
4 PETROL	2,086,301	2,086,301	100.00%	257.84 EUR	537,931,850	758,376,322
5 LUKA KOPER	14,000,000	14,000,000	100.00%	24.74 EUR	346,360,000	488,298,328
6 GORENJE	14,030,000	14,030,000	100.00%	10.33 EUR	144,929,900	204,322,173
7 INTEREUROPA	7,902,413	7,902,413	100.00%	7.05 EUR	55,712,012	78,542,794
TOTAL					5,215,651,951	7,353,026,121

MARKET CAPITALISATION OF SHARES - STANDARD MARKET

Issue	Number of shares traded	Number of issued shares	Share of traded shares	Price as of 31 May 2009	Market capitalisation as of 31 May 2009 (in EUR)	Market capitalisation as of 31 May 2009 (in USD)
COMMON SHARES					2,469,639,466	3,481,697,719
1 SAVA	2,006,987	2,006,987	100.00%	244.89 EUR	491,491,046	692,904,077
2 ZAVAROVALNICA TRIGLAV	22,735,148	22,735,148	100.00%	18.07 EUR	410,824,124	579,179,851
3 ABANKA	7,198,874	7,200,000	99.98%	55.60 EUR	400,257,394	564,282,875
4 PIVOVARNA LAŠKO	8,611,481	8,611,481	100.00%	39.42 EUR	339,464,581	478,577,166
5 NOVA KREDITNA BANKA MARIBOR	26,081,979	26,081,979	100.00%	10.50 EUR	273,860,780	386,088,927
6 POZAVAROVALNICA SAVA	9,362,519	9,362,519	100.00%	13.31 EUR	124,615,128	175,682,407
7 TERME ČATEŽ	497,022	497,022	100.00%	186.00 EUR	92,446,092	130,330,501
8 AERODROM LJUBLJANA	1,936,229	1,936,229	100.00%	32.59 EUR	63,101,703	88,960,781
9 SALUS, LJUBLJANA	134,980	134,980	100.00%	448.00 EUR	60,471,040	85,252,072
10 ISTRABENZ	5,180,000	5,180,000	100.00%	11.11 EUR	57,549,800	81,133,708
11 ISKRA AVTOELEKTRIKA	1,608,313	1,608,313	100.00%	32.20 EUR	51,787,679	73,010,269
12 ETOL	254,619	254,619	100.00%	140.00 EUR	35,646,660	50,254,661
13 ŽITO	355,792	355,792	100.00%	82.55 EUR	29,370,630	41,406,714
14 DELO PRODAJA	593,549	593,549	100.00%	29.00 EUR	17,212,921	24,266,776
15 MLINOTEST	2,389,177	2,389,177	100.00%	5.50 EUR	13,140,474	18,525,440
16 KOMPAS MTS	594,601	594,601	100.00%	9.40 EUR	5,589,249	7,879,724
17 NIKA	189,876	189,876	100.00%	14.80 EUR	2,810,165	3,961,770
PREFERRED SHARES					12,681,600	17,878,520
1 PROBANKA	396,300	400,000	99.08%	32.00 EUR	12,681,600	17,878,520
TOTAL					2,482,321,066	3,499,576,238

EXCHANGE RATE 1 EUR= 1.4098 USD as of 31 May 2009

## MARKET CAPITALISATION OF SHARES - ENTRY MARKET

	Issue	Number of shares traded	Number of issued shares	Share of traded shares	Price as of 31 May 2009	Market capitalisation as of 31 May 2009 (in EUR)	Market capitalisation as of 31 May 2009 (in USD)
	<b>COMMON SHARES</b>					<b>1,230,904,155</b>	<b>1,735,328,678</b>
1	KD GROUP	2,675,640	2,675,640	100.00%	59.90 EUR	160,270,836	225,949,825
2	NFD HOLDING	33,727,196	33,727,196	100.00%	4.70 EUR	158,517,821	223,478,424
3	KD	186,436	186,436	100.00%	600.00 EUR	111,861,600	157,702,484
4	HELIOS, DOMŽALE	278,446	278,446	100.00%	399.99 EUR	111,375,616	157,017,343
5	AKTIVA NALOŽBE	18,214,875	18,214,875	100.00%	4.50 EUR	81,966,938	115,556,988
6	INFOND HOLDING	16,833,414	16,833,414	100.00%	2.74 EUR	46,123,554	65,024,987
7	CINKARNA CELJE	814,626	814,626	100.00%	54.90 EUR	44,722,967	63,050,439
8	FINETOL	254,619	254,619	100.00%	168.00 EUR	42,775,992	60,305,594
9	MAKSIMA INVEST	9,117,789	9,117,789	100.00%	4.30 EUR	39,206,493	55,273,313
10	ZVON ENA HOLDING	12,431,743	12,431,743	100.00%	2.71 EUR	33,690,024	47,496,195
11	JUTEKS	641,432	641,432	100.00%	44.80 EUR	28,736,154	40,512,229
12	VIPA HOLDING	7,347,565	7,347,565	100.00%	3.80 EUR	27,920,747	39,362,669
13	NAMA	953,795	953,795	100.00%	27.54 EUR	26,267,514	37,031,942
14	SWATY	288,940	288,940	100.00%	80.00 EUR	23,115,200	32,587,809
15	MARINA PORTOROŽ	313,932	313,932	100.00%	69.00 EUR	21,661,308	30,538,112
16	GRAND HOTEL UNION	1,814,613	1,814,613	100.00%	11.40 EUR	20,686,588	29,163,952
17	ZVON DVA HOLDING	14,120,934	14,120,934	100.00%	1.23 EUR	17,368,749	24,486,462
18	CENTER NALOŽBE	3,777,004	3,777,004	100.00%	4.20 EUR	15,863,417	22,364,245
19	MODRA LINIJA HOLDING	2,192,411	2,192,411	100.00%	7.00 EUR	15,346,877	21,636,027
20	TRIGLAV NALOŽBE	13,182,366	13,182,366	100.00%	1.16 EUR	15,291,545	21,558,020
21	MERCATA	2,891,874	2,891,874	100.00%	5.00 EUR	14,459,370	20,384,820
22	GORENJSKI TISK	963,349	963,349	100.00%	14.99 EUR	14,440,602	20,358,360
23	MEDVEŠEK PUŠNIK DZU	75,000	75,000	100.00%	153.90 EUR	11,542,500	16,272,617
24	HRAM HOLDING	4,346,667	4,346,667	100.00%	2.64 EUR	11,475,201	16,177,738
25	PLAMA - PUR	686,798	686,798	100.00%	15.00 EUR	10,301,970	14,523,717
26	CETIS	200,000	200,000	100.00%	50.00 EUR	10,000,000	14,098,000
27	ZLATA MONETA II	8,232,861	8,232,861	100.00%	1.20 EUR	9,879,433	13,928,025
28	GEA	1,254,960	1,254,960	100.00%	7.50 EUR	9,412,200	13,269,320
29	MEDVEŠEK PUŠNIK	800,000	800,000	100.00%	11.00 EUR	8,800,000	12,406,240
30	M1	3,932,515	3,932,515	100.00%	2.01 EUR	7,904,355	11,143,560
31	DATALAB TEHNOLOGIJE	106,519	106,519	100.00%	68.00 EUR	7,243,292	10,211,593
32	MELAMIN	349,913	349,913	100.00%	18.50 EUR	6,473,391	9,126,186
33	ŽELEZARNA RAVNE - MONTER DRAVOGRAD	336,225	336,225	100.00%	19.00 EUR	6,388,275	9,006,190
34	SLOVENIJALES	273,377	273,604	99.92%	22.00 EUR	6,014,294	8,478,952
35	ALPETOUR POTOVALNA AGENCIJA	497,847	497,847	100.00%	11.00 EUR	5,476,317	7,720,512
36	JAVOR PIVKA	1,194,700	1,194,700	100.00%	4.10 EUR	4,898,270	6,905,581
37	VELANA	1,409,645	1,409,645	100.00%	3.01 EUR	4,243,031	5,981,826
38	GORIŠKE OPEKARNE	523,634	523,634	100.00%	8.00 EUR	4,189,072	5,905,754
39	ALPOS	144,913	144,913	100.00%	28.90 EUR	4,187,986	5,904,222
40	TERME DOBRNA	692,542	692,542	100.00%	6.00 EUR	4,155,252	5,858,074
41	TRDNJAVA I HOLDING	891,750	891,750	100.00%	4.00 EUR	3,567,000	5,028,757
42	SIVENT	1,229,712	1,229,712	100.00%	2.29 EUR	2,816,040	3,970,054
43	INTERTRADE ITA	69,531	69,531	100.00%	40.49 EUR	2,815,310	3,969,024
44	MAKSIMA HOLDING	6,399,850	6,399,850	100.00%	0.40 EUR	2,559,940	3,609,003
45	KOŠAKI TMI	43,236	43,236	100.00%	58.00 EUR	2,507,688	3,535,339
46	ELMO	708,000	708,000	100.00%	3.50 EUR	2,478,000	3,493,484
47	KS NALOŽBE	3,909,878	3,909,878	100.00%	0.61 EUR	2,385,026	3,362,409
48	INLES	712,410	712,410	100.00%	2.67 EUR	1,902,135	2,681,630
49	TEKSTINA	1,127,293	1,127,293	100.00%	1.40 EUR	1,578,210	2,224,961
50	MKT PRINT	103,954	103,954	100.00%	15.00 EUR	1,559,310	2,198,315
51	TRDNJAVA HOLDING	2,593,123	2,593,123	100.00%	0.34 EUR	892,034	1,257,590
52	MIP	1,978,742	1,978,742	100.00%	0.360 EUR	712,347	1,004,267
53	ZDRAVILIŠČE ROGAŠKA	901,581	961,898	93.73%	0.600 EUR	540,949	762,629
54	JELEN GOSTINSKO PODJETJE	67,798	67,798	100.00%	3.340 EUR	226,445	319,243
55	D NALOŽBE	90,810	90,810	100.00%	1.20 EUR	108,972	153,629
	<b>PREFERRED SHARES</b>					<b>19,285,631</b>	<b>1,259,698,059</b>
1	KD GROUP	266,413	266,413	100.00%	36.70 EUR	9,777,357	9,460,500
2	PRVA GROUP	170,000	170,000	100.00%	55.85 EUR	9,460,500	47,773
3	ZDRAVILIŠČE ROGAŠKA	28,102	30,000	93.67%	1.70 EUR	47,773	1,250,189,786
	<b>TOTAL</b>					<b>1,250,189,786</b>	<b>2,995,026,738</b>

EXCHANGE RATE 1 EUR= 1.4098 USD as of 31 May 2009

MARKET CAPITALISATION OF BONDS

Izdaja	Number of issued bonds	Price as of 31 May 2009	Principal amt. as of 31 May 2009	Currency of denomination	Market capitalisation as of 31 May 2009 (in EUR)	Market capitalisation as of 31 May 2009 (in USD)	
1	REPUBLIKA SLOVENIJA 65 <sup>th</sup> ISSUE	1,500,000	102.20	1,000.00	EUR	1,533,000.000	2,161,223.400
2	REPUBLIKA SLOVENIJA 59 <sup>th</sup> ISSUE	25,553,128	100.20	41.73	EUR	1,068,464.696	1,506,321.528
3	REPUBLIKA SLOVENIJA 64 <sup>th</sup> ISSUE	1,000,000		1,000.00	EUR	1,000,000.000	1,409,800.000
4	REPUBLIKA SLOVENIJA 63 <sup>th</sup> ISSUE	1,000,000	98.75	1,000.00	EUR	987,500.000	1,392,177.500
5	SLOVENSKA ODŠKODNINSKA DRUŽBA 2 <sup>nd</sup> ISSUE	15,724,807	101.83	39.55	EUR	633,297.182	892,822.367
6	SID BANKA 1 <sup>st</sup> ISSUE	5,000	100.00	100,000.00	EUR	500,000.000	704,900.000
7	REPUBLIKA SLOVENIJA 62 <sup>nd</sup> ISSUE	9,358,736	95.01	41.73	EUR	371,052.105	523,109.257
8	REPUBLIKA SLOVENIJA 60 <sup>th</sup> ISSUE	8,833,535	100.50	41.73	EUR	370,466.533	522,283.718
9	REPUBLIKA SLOVENIJA 61 <sup>st</sup> ISSUE	7,880,699	100.25	41.73	EUR	329,683.723	464,788.113
10	REPUBLIKA SLOVENIJA 57 <sup>th</sup> ISSUE	6,223,274	104.40	41.73	EUR	271,123.902	382,230.477
11	REPUBLIKA SLOVENIJA 33 <sup>rd</sup> ISSUE	248,716	140.00	511.29	EUR	178,032.405	250,990.085
12	REPUBLIKA SLOVENIJA 53 <sup>rd</sup> ISSUE	792,909	100.00	100.00	EUR	79,290.900	111,784.311
13	REPUBLIKA SLOVENIJA 54 <sup>th</sup> ISSUE	1,828,310	103.00	41.73	EUR	78,584.238	110,788.058
14	REPUBLIKA SLOVENIJA 38 <sup>th</sup> ISSUE	688,470	105.00	100.00	EUR	72,289.350	101,913.526
15	NLB 18 <sup>th</sup> ISSUE	150,000	100.00	417.29	EUR	62,593.500	88,244.316
16	DARS 2 <sup>nd</sup> ISSUE	148,000		417.29	EUR	61,758.920	87,067.725
17	DARS	134,300	103.00	417.29	EUR	57,723.308	81,378.320
18	NLB 15 <sup>th</sup> ISSUE	131,126	102.20	417.29	EUR	55,921.355	78,837.926
19	REPUBLIKA SLOVENIJA 48 <sup>th</sup> ISSUE	564,652	98.00	100.00	EUR	55,335.896	78,012.546
20	REPUBLIKA SLOVENIJA 29 <sup>th</sup> ISSUE	550,000	100.00	100.00	EUR	55,000.000	77,539.000
21	NLB 23 <sup>rd</sup> ISSUE	54,200		1,000.00	EUR	54,200.000	76,411.160
22	NLB 13 <sup>th</sup> ISSUE	117,335	107.50	417.29	EUR	52,634.926	74,204.719
23	REPUBLIKA SLOVENIJA 26 <sup>th</sup> ISSUE	499,765	104.50	100.00	EUR	52,225.443	73,827.429
24	BANKA CELJE 11 <sup>th</sup> ISSUE	50,000		1,000.00	EUR	50,000.000	70,490.000
25	REPUBLIKA SLOVENIJA 50 <sup>th</sup> ISSUE	485,270	101.50	100.00	EUR	49,254.905	69,439.565
26	REPUBLIKA SLOVENIJA 18 <sup>th</sup> ISSUE	450,166	101.51	100.00	EUR	45,696.351	64,422.715
27	DARS 3 <sup>rd</sup> ISSUE	102,000	102.00	417.29	EUR	43,414.852	61,206.258
28	NLB 17 <sup>th</sup> ISSUE	101,694	97.00	417.29	EUR	41,162.813	58,031.333
29	KD HOLDING 1 <sup>st</sup> ISSUE	400,000	102.50	100.00	EUR	41,000.000	57,801.800
30	NLB 19 <sup>th</sup> ISSUE	100,000	98.00	417.29	EUR	40,894.420	57,652.953
31	REPUBLIKA SLOVENIJA 23 <sup>rd</sup> ISSUE	400,000	100.00	100.00	EUR	40,000.000	56,392.000
32	KD HOLDING 2 <sup>nd</sup> ISSUE	400,000	97.20	100.00	EUR	38,880.000	54,813.024
33	POSLOVNI SISTEM MERCATOR	365,400	96.85	100.00	EUR	35,388.990	49,891.398
34	DELO PRODAJA 1 <sup>st</sup> ISSUE	4,662,470	70.00	10.00	EUR	32,637.290	46,012.051
35	ZAVAROVALNICA TRIGLAV 1 <sup>st</sup> ISSUE	30,000	108.70	1,000.00	EUR	32,610.000	45,973.578
36	BANKA CELJE 10 <sup>th</sup> ISSUE	370,000	87.00	100.00	EUR	32,190.000	45,381.462
37	NLB 16 <sup>th</sup> ISSUE	77,557	98.50	417.29	EUR	31,878.304	44,942.033
38	REPUBLIKA SLOVENIJA 21 <sup>st</sup> ISSUE	1,350,222	94.03	24.20	EUR	30,724.653	43,315.615
39	DROGA KOLINSKA 1 <sup>st</sup> ISSUE	30,000		1,000.00	EUR	30,000.000	42,294.000
40	NLB 22 <sup>nd</sup> ISSUE	298,940	100.00	100.00	EUR	29,894.000	42,144.561
41	REPUBLIKA SLOVENIJA 49 <sup>th</sup> ISSUE	77,979	100.00	380.00	EUR	29,632.020	41,775.222
42	PROBANKA 10 <sup>th</sup> ISSUE	30,000	97.40	1,000.00	EUR	29,220.000	41,194.356
43	NOVA KBM 8 <sup>th</sup> ISSUE	70,000	99.50	417.29	EUR	29,064.249	40,974.778
44	NLB 21 <sup>st</sup> ISSUE	69,500		417.29	EUR	29,001.655	40,886.533
45	NOVA KBM 7 <sup>th</sup> ISSUE	70,000	98.22	417.29	EUR	28,690.357	40,447.666
46	NLB 11 <sup>th</sup> ISSUE	26,326	100.01	1,000.00	EUR	26,328.633	37,118.106
47	FACTOR BANKA 17 <sup>th</sup> ISSUE	25,000		1,000.00	EUR	25,000.000	35,245.000
48	REPUBLIKA SLOVENIJA 32 <sup>nd</sup> ISSUE	238,655	101.00	100.00	EUR	24,104.155	33,982.038
49	NLB 20 <sup>th</sup> ISSUE	57,100		417.29	EUR	23,827.259	33,591.670
50	ABANKA VIPA 11 <sup>th</sup> ISSUE	500,000	99.70	41.73	EUR	20,802.405	29,327.231
51	CIMOS 1 <sup>st</sup> ISSUE	200,000	102.80	100.00	EUR	20,560.000	28,985.488
52	BANKA CELJE 9 <sup>th</sup> ISSUE	50,000	98.50	417.29	EUR	20,551.533	28,973.551
53	ABANKA VIPA 12 <sup>th</sup> ISSUE	500,000	97.50	41.73	EUR	20,343.375	28,680.090
54	ABANKA VIPA 10 <sup>th</sup> ISSUE	21,000	96.00	1,000.00	EUR	20,160.000	28,421.568
55	PROBANKA 9 <sup>th</sup> ZDAJJA	250,000	80.00	100.00	EUR	20,000.000	28,196.000
56	ABANKA VIPA 7 <sup>th</sup> ISSUE	173,000	100.00	100.00	EUR	17,300.000	24,389.540
57	POŠTNA BANKA SLOVENIJE 7 <sup>th</sup> ISSUE	40,000	94.70	417.29	EUR	15,806.945	22,284.631
58	POTEZA SKUPINA 1 <sup>st</sup> ISSUE	15,415	100.00	1,000.00	EUR	15,415.000	21,732.067
59	FACTOR BANKA 11 <sup>th</sup> ISSUE	13,000	103.70	1,000.00	EUR	13,481.000	19,005.514
60	BANKA CELJE 8 <sup>th</sup> ISSUE	125,000	100.00	100.00	EUR	12,500.000	17,622.500
61	BANKA DOMŽALE 1 <sup>st</sup> ISSUE	125,000		100.00	EUR	12,500.000	17,622.500
62	PROBANKA 7 <sup>th</sup> ISSUE	120,000	102.00	100.00	EUR	12,240.000	17,255.952
63	FACTOR BANKA 19 <sup>th</sup> ISSUE	12,155	100.30	1,000.00	EUR	12,191.465	17,187.527
64	FACTOR BANKA 20 <sup>th</sup> ISSUE	13,090	92.50	1,000.00	EUR	12,108.250	17,070.211
65	FACTOR BANKA 14 <sup>th</sup> ISSUE	1,216	98.00	10,000.00	EUR	11,916.800	16,800.305
66	ABANKA VIPA 8 <sup>th</sup> ISSUE	100,000	101.80	100.00	EUR	10,180.000	14,351.764
67	BANKA CELJE 7 <sup>th</sup> ISSUE	100,000	100.20	100.00	EUR	10,020.000	14,126.196
68	FACTOR BANKA 12 <sup>th</sup> ISSUE	2,500,000	95.27	4.17	EUR	9,931.898	14,001.989
69	ABANKA VIPA 9 <sup>th</sup> ISSUE	100,000	96.61	100.00	EUR	9,661.000	13,620.078
70	PROBANKA 8 <sup>th</sup> ISSUE	92,000	100.00	100.00	EUR	9,200.000	12,970.160
71	FACTOR BANKA 15 <sup>th</sup> ISSUE	9,000	102.00	1,000.00	EUR	9,180.000	12,941.964
72	FACTOR BANKA 21 <sup>st</sup> ISSUE	7,338	92.00	1,000.00	EUR	6,750.960	9,517.503
73	KB1909 1 <sup>st</sup> ISSUE	10,000	102.50	600.00	EUR	6,150.000	8,670.270
74	FACTOR BANKA 9 <sup>th</sup> ISSUE	5,927	99.00	1,000.00	EUR	5,867.730	8,272.326
75	FMR	50,000	103.00	100.00	EUR	5,150.000	7,260.470
76	FACTOR BANKA 16 <sup>th</sup> ISSUE	500	102.00	10,000.00	EUR	5,100.000	7,189.980
77	BANKA ZASAVJE 3 <sup>rd</sup> ISSUE	5,000	100.53	1,000.00	EUR	5,026.500	7,086.360
78	POTEZA NALOŽBE	100,000	100.80	48.95	EUR	4,924.622	6,942.731
79	DEOS 1 <sup>st</sup> ISSUE	58,259	100.02	81.86	EUR	4,770.036	6,724.796
80	REPUBLIKA SLOVENIJA 44 <sup>th</sup> ISSUE	106,483	106.20	41.73	EUR	4,719.035	6,652.895
81	POŠTNA BANKA SLOVENIJE 6 <sup>th</sup> ISSUE	10,000	104.00	417.29	EUR	4,339.816	6,118.273
82	STANOVANJSKI SKLAD RS 3 <sup>rd</sup> ISSUE	20,000	105.44	124.50	EUR	2,649.681	3,735.520
83	STANOVANJSKI SKLAD RS 1 <sup>st</sup> ISSUE	70,965	100.00	7.30	EUR	518.045	730.339
84	BANKA VIPA 7 <sup>th</sup> ISSUE	10,000	98.00	50.00	EUR	490.000	690.802
85	SIP STROJNA INDUSTRIJA 1 <sup>st</sup> ISSUE B SERIES	17,250		10.23	EUR	176.468	248.784
86	BANKA VIPA 6 <sup>th</sup> ISSUE	10,000	100.00	12.50	EUR	125.000	176.225
<b>TOTAL</b>						<b>9,243,480,845</b>	<b>13,031,459,295</b>

EXCHANGE RATE 1 EUR= 1.4098 USD as of 31 May 2009

## MARKET CAPITALISATION OF OPEN-END FUNDS - PLUS MARKET

	Mutual fund / ETF	Number of coupons traded	Price as of 31 May 2009	Market capitalisation as of 31 May 2009 (in EUR)	Market capitalisation as of 31 May 2009 (in USD)
1	INDEKSNI VZAJEMNI SKLAD PB URANIUM INDEX	562,597	0.660 EUR	371,314	523,479
2	INDEKSNI VZAJEMNI SKLAD PB BIOTECH INDEX	263,859	0.900 EUR	237,473	334,790
	<b>TOTAL</b>			<b>608,787</b>	<b>858,268</b>

## MARKET CAPITALISATION OF OPEN-END FUNDS - GENERAL MARKET

	Mutual fund / ETF	Number of coupons traded	Price as of 31 May 2009	Market capitalisation as of 31 May 2009 (in EUR)	Market capitalisation as of 31 May 2009 (in USD)
1	INFOND GLOBAL	6,351,174	8.62 EUR	54,747,120	77,182,490
2	PROBANKA GLOBALNI NALOŽBENI SKLAD	67,841,415	0.690 EUR	46,471,369	65,515,336
3	INFOND DYNAMIC	5,060,070	3.85 EUR	19,481,270	27,464,694
4	MP-BALKAN.SI	363,346	23.99 EUR	8,716,671	12,288,762
5	MP-EUROSTOCK.SI	1,051,880	4.21 EUR	4,428,415	6,243,179
	<b>TOTAL</b>			<b>135,062,418</b>	<b>190,410,997</b>

## MARKET CAPITALISATION OF CLOSE-END FUNDS

	Investment company	Number of shares traded	Price as of 31 May 2009	Market capitalisation as of 31 May 2009 (in EUR)	Market capitalisation as of 31 May 2009 (in USD)
1	NFD 1 DELNIŠKI INVESTICIJSKI SKLAD	160,580,300	0.950 EUR	153,033,026	215,745,960
2	KRONA SENIOR ID	6,895,504	6.05 EUR	41,717,799	58,813,753
3	KD ID	9,181,542	4.39 EUR	40,306,969	56,824,765
4	ZVON ENA ID	2,277,577	6.10 EUR	13,893,220	19,586,661
	<b>TOTAL</b>			<b>248,951,014</b>	<b>350,971,140</b>

EXCHANGE RATE: 1 EUR= 1.4098 USD as of 31 May 2009

## E) OTHER

### E1) INDICATORS AS OF 31 MAY 2009

ISSUE	Price as of 31 May 2009	Total net profit (loss) in 000 EUR in 2008	Earning per share as of 31 Dec 2008	P / E <sup>(1)</sup>	Dividend for 2007 or 2008	Dividend yield	Book value as of 31 Dec 2008	P / B <sup>(1)</sup>	Turnover ratio <sup>(2)</sup>
<b>PRIME MARKET SHARES</b>									
Gorenje	10.33 EUR	8,872 EUR	0.66 EUR	15.58	0.450 EUR	4.36%	27.19 EUR	0.38	0.67%
Intereuropa	7.05 EUR	3,259 EUR	0.412 EUR	17.09	0.58 EUR	8.23%	20.25 EUR	0.35	0.29%
Krka	68.02 EUR	155,955 EUR	4.61 EUR	14.74	0.91 EUR	1.34%	22.54 EUR	3.02	0.58%
Luka Koper <sup>(4)</sup>	24.74 EUR	16,921 EUR	1.21 EUR	20.47	0.55 EUR	2.22%	21.97 EUR	1.13	0.28%
Mercator	162.75 EUR	40,846 EUR	10.99 EUR	14.81	4.25 EUR	2.61%	217.26 EUR	0.75	0.15%
Petrol <sup>(8)</sup>	257.84 EUR	(54,802 EUR)	(26.58 EUR)	<sup>(3)</sup>	5.90 EUR	2.29%	175.11 EUR	1.47	0.23%
Telekom Slovenije	169.57 EUR	85,818 EUR	13.19 EUR	12.85	12.80 EUR	7.55%	163.21 EUR	1.04	0.36%
<b>PRIME MARKET AVERAGE <sup>(6)</sup></b>				<b>20.30</b>		<b>3.12%</b>		<b>1.35</b>	
Abanka Vipava <sup>(8)</sup>	55.60 EUR	20,406 EUR	3.22 EUR	17.27	1.01 EUR	0.00%	46.80 EUR	1.19	1.10%
Aerodrom <sup>(4)</sup>	32.59 EUR	11,787 EUR	3.10 EUR	10.50	1.10 EUR	3.38%	30.58 EUR	1.07	0.42%
Delo Prodaja <sup>(5) (8)</sup>	29.00 EUR	6,643 EUR	11.846 EUR	2.45	0.70 EUR	2.41%	41.40 EUR	0.70	0.08%
Etol	140.00 EUR	1,013 EUR	3.98 EUR	35.19	3.92 EUR	2.80%	121.11 EUR	1.16	0.25%
Iskra Avtoelektrika	32.20 EUR	4,196 EUR	2.62 EUR	12.28	0.75 EUR	2.33%	29.51 EUR	1.09	0.03%
Istrabenz	11.11 EUR	(226,433 EUR)	(43.72 EUR)	<sup>(3)</sup>	3.79 EUR	34.11%	10.90 EUR	1.02	0.21%
Kompas MTS	9.40 EUR	308 EUR	0.52 EUR	18.13			76.77 EUR	0.12	0.00%
Minotest	5.50 EUR	705 EUR	0.30 EUR	18.60	0.04 EUR	0.73%	10.37 EUR	0.53	0.03%
Nika <sup>(5)</sup>	14.80 EUR	(533 EUR)	(2.81 EUR)	<sup>(3)</sup>			15.17 EUR	0.98	0.01%
Nova KBM	10.50 EUR	13,614 EUR	0.55 EUR	19.03	0.20 EUR	1.90%	13.75 EUR	0.76	0.76%
Pivovarna Laško	39.42 EUR	3,640 EUR	0.42 EUR	94.70	1.00 EUR	2.54%	31.90 EUR	1.24	0.26%
Pozavarovalnica Sava	13.31 EUR	(8,903 EUR)	(1.13 EUR)	<sup>(3)</sup>			21.25 EUR	0.63	2.56%
Salus <sup>(5) (8)</sup>	448.00 EUR	6,833 EUR	53.85 EUR	8.32	40.00 EUR	0.00%	415.87 EUR	1.08	0.53%
Sava	244.89 EUR	2,346 EUR	1.17 EUR	209.16	3.00 EUR	1.23%	239.55 EUR	1.02	0.19%
Terme Čatež	186.00 EUR	3,354 EUR	6.79 EUR	27.37	4.35 EUR	2.34%	184.23 EUR	1.01	0.00%
Zavarovalnica Triglav <sup>(7)</sup>	18.07 EUR	2,952 EUR	0.17 EUR	104.32	0.25 EUR	1.38%	28.12 EUR	0.64	5.58%
Žito	82.55 EUR	(445 EUR)	(1.26 EUR)	<sup>(3)</sup>	4.60 EUR	5.57%	188.13 EUR	0.44	0.15%
<b>STANDARD MARKET AVERAGE <sup>(6)</sup></b>				<b>36.55</b>		<b>1.89%</b>		<b>0.95</b>	

Calculated on the basis of last audited consolidated financial statements. Average number of shares traded in last 2 years has been used for the calculations.

(1) P / E = price / earnings per share.

(2) Yearly turnover / average market capitalisation (based on data at the end of current month, before 6 months and before 12 months).

(3) Not applicable.

(4) By Aerodrom Ljubljana P / E is calculated on all shares.

(5) Calculated on the basis of audit consolidated financial statements based on Slovene accounting standards.

(6) Average ratios (illiquid companies excluded).

Average P/E = total market capitalisation of common shares listed (31 May 2009) / total net profit of companies listed on prime market or official market (in 2008), adjusted with share of listed securities.

Average div. yield = total dividends, paid by the companies listed in 2007 or 2008, adjusted with share of listed securities / total market capitalisation of common shares on prime market or official market (31 May 2009).

Average price / book value = total market capitalisation of common shares listed (31 May 2009) / total equity of companies listed on prime market or official market (31 Dec 2008), adjusted with share of listed securities.

(7) Values adjusted according to the share split ratio (1:4).

(8) Confirmed dividends for 2008.



## E2) RECORD VALUES

### RECORD DAILY TURNOVER IN 2009

26 Feb 2009

	Turnover (in EUR)	Number of bargains	Volume in pieces
Order book trades	2,512,591	588	134,551
Cross trades (excluding block trades)	385,178	56	16,167
Block trades	8,503,374	3	390,765
<b>Total</b>	<b>11,401,143</b>	<b>647</b>	<b>541,483</b>

### MAX AND MIN VALUE OF TURNOVER AND INDICES

	In 2009		1989-2008	
Monthly turnover - block trades excluded (in 000 EUR)	72,688.38	March	250,231.98	July 2006
Daily turnover - block trades excluded (in 000 EUR)	11,401.14	13 Mar 2009	42,083.43	10 Dec 2007
Number of bargains per day - block trades excluded	<b>1,183.00</b>	<b>19 May 2009</b>	6,391.00	27 Dec 2002
Value of block trade (in 000 EUR)	5,279.95	13 Mar 2009	75,012.95	23 Nov 2005
Max value of SBI 20 index	<b>4,175.74</b>	<b>20 May 2009</b>	12,242.01	31 Aug 2007
Min value of SBI 20 index	3,408.37	10 Mar 2009	891.93	10 Sep 1996
Max value of SBI TOP index	<b>1,015.55</b>	<b>20 May 2009</b>	2,674.69	31 Aug 2007
Min value of SBI TOP index	807.93	10 Mar 2009	534.14	8 Jul 2003
<b>Other</b>				
Market capitalisation of shares in EURm	<b>8,948.16</b>	<b>31 May 2009</b>	19,806	31 Aug 2007
End of month share in market cap of foreign investors	7.00%	31.03.2009	19.68%	31 Dec 2002

### E3) NEW LISTED AND DELISTED SECURITIES AND CHANGES IN 2009

#### NEW LISTED SECURITIES

##### BOND MARKET

Issuer	Trading code	Nomin. value of issue	Issue	Listing date	First trading day
REPUBLIKA SLOVENIJA	RS64	1,000,000,000 EUR	64 <sup>th</sup> issue	30 Jan 2009	6 Feb 2009
REPUBLIKA SLOVENIJA	RS65	1,500,000,000 EUR	65 <sup>th</sup> issue	27 Mar 2009	3 Apr 2009

#### DELISTED SECURITIES

##### EQUITY MARKET - ENTRY MARKET

Issuer	Trading code	Type of share	Delisting date
NIKO	NKPG	common	22 Jan 2009
TOSAMA	TODG	common	28 Jan 2009
LESNINA	MILG	common	28 May 2009

##### BOND MARKET

Issuer	Trading code	Issue	Delisting date
NOVA LJUBLJANSKA BANKA	NLB24	24 <sup>th</sup> issue	24 Apr 2009

#### EXTENDED LISTING OF SECURITIES

##### EQUITY MARKET - STANDARD MARKET

Issuer	Trading code	Type of share	Number of shares before extension	Number of shares after extension	Extension date
PROBANKA	PRBP	preferred	396,295	396,300	11 Feb 2009
PIVOVARNA LAŠKO	PILR	common	8,581,972	8,611,481	13 Mar 2009
ABANKA VIPA	ABKN	common	7,197,738	7,198,874	12 May 2009

##### EQUITY MARKET - ENTRY MARKET

Issuer	Trading code	Type of share	Number of shares before extension	Number of shares after extension	Extension date
MAKSINA INVEST	MKIR	common	7,451,949	9,117,789	20 May 2009

##### BOND MARKET

Issuer	Trading code	Issue	Number of bonds before reduction	Number of bonds after reduction	Reduction date
DELO PRODAJA	DPR1	1 <sup>st</sup> issue	200,000	4,662,470	8 Jan 2009
SLOVENSKA IZVOZNA IN RAZVOJNA BANKA	SI01	1 <sup>st</sup> issue	2,500	5,000	12 Jan 2009

#### EXPIRED BONDS

Issuer	Trading code	Type of security	Exit from market	Entry into market	Transfer date
PB BIOTECH INDEX	PBDBI	index fund	General market	Plus market	4 Mar 2009
PB URANIUM INDEX	PBDUI	index fund	General market	Plus market	4 Mar 2009

#### EXPIRED BONDS

Issuer	Trading code	Issue	Last trading day
HOTELI BERNARDIN	HTB1E	1 <sup>st</sup> issue	26 Jan 2009
REPUBLIKA SLOVENIJA	RS56	56 <sup>th</sup> issue	4 Feb 2009
NOVA KBM	KBM5	5 <sup>th</sup> issue	15 Mar 2009
FACTOR BANKA	FB06	6 <sup>th</sup> issue	21 Apr 2009
ABANKA VIPA	AB06	6 <sup>th</sup> issue	15 May 2009

## F) LIST OF SECURITIES

### F1) EQUITY MARKET

#### PRIME MARKET

	Issuer	Trading code	First trading day	Nominal value of issue listed	Number of shares traded	Isin code	Sector
1	GORENJE, VELENJE	GRVG	10 Nov 2000 (2 June 1998 free market)	no par value	14,030,000	SI 003110407 6	household appliances
2	INTEREUROPA, KOPER	IEKG	12 Jan 1998	no par value	7,902,413	SI 003110009 0	retail trade
3	LUKA KOPER	LKPG	20 Nov 1996	no par value	14,000,000	SI 003110134 6	transport
4	KRKA TOVARNA ZDRAVIL, NOVO MESTO	KRKG	4 Nov 1997	no par value	35,426,120	SI 003110212 0	pharmaceutical & chemical industry
5	MERCATOR, LJUBLJANA	MELR	22 Dec 1997	no par value	3,765,361	SI 003110008 2	commerce industry, agriculture
6	PETROL, LJUBLJANA	PETG	5 May 1997	no par value	2,086,301	SI 003110215 3	crude-oil and gas trade
7	TELEKOM SLOVENIJE	TLSG	2 Oct 2006	no par value	6,535,478	SI 003110429 0	telecommunication

#### STANDARD MARKET - COMMON SHARES

	Issuer	Trading code	First trading day	Nominal value of issue listed	Number of shares traded	Isin code	Sector
1	ABANKA VIPA	ABKN	27 Oct 2008	no par value	7,198,874	SI 002110860 8	banking
2	AERODROM, LJUBLJANA	AELG	8 Oct 1997	no par value	1,936,229	SI 003110327 6	airport services
3	DELO PRODAJA	DPRG	12 Feb 2001	no par value	593,549	SI 003110707 9	trade
4	ETOL, CELJE	ETOG	21 Feb 1997	no par value	254,619	SI 003110133 8	essential oils and fragrances production
5	ISKRA AVTOELEKTRIKA	IALG	16 Oct 2006	no par value	1,608,313	SI 003110704 6	production of electrical equipment for machinery and vehicles
6	ISTRABENZ, KOPER	ITBG	16 June 1997	no par value	5,180,000	SI 003110207 0	holding companies management
7	KOMPAS MTS	MTSG	8 Dec 2000	no par value	594,601	SI 003110370 6	catering service, border-crossing and tourist services
8	MLINOTEST, AJDOVŠČINA	MAJG	3 Apr 2000	no par value	2,389,177	SI 003110820 0	food processing industry
9	NIKA, BREŽICE	NIKN	23 June 1992	no par value	189,876	SI 003110079 3	financial consultancy and services
10	NOVA KBM	KBMR	10 Dec 2007	no par value	26,081,979	SI 002110405 2	banking
11	PIVOVARNA LAŠKO	PILR	1 Feb 2000	no par value	8,611,481	SI 003110741 8	brewery
12	POZAVAROVALNICA SAVA	POSR	12 Jun 2008	no par value	9,362,519	SI 002111051 3	reinsurance
13	SALUS, LJUBLJANA	SALR	16 Jan 1992	no par value	134,980	SI 003110568 5	full-line pharmaceutical wholesale
14	SAVA, KRANJ	SAVA	6 Jan 2000	no par value	2,006,987	SI 003110845 7	chemicals
15	TERME ČATEŽ	TCRG	26 Aug 1993	no par value	497,022	SI 003110063 7	health resort
16	ZAVAROVALNICA TRIGLAV	ZVTG	9 Sep 2008	no par value	22,735,148	SI 002111165 1	insurance company
17	ŽITO, LJUBLJANA	ZTOG	20 Mar 2000	no par value	355,792	SI 003110844 0	flour, bread, pasta and sweets production

#### STANDARD MARKET - PREFERRED SHARES

	Issuer	Trading code	First trading day	Nominal value of issue listed	Number of shares traded	Isin code	Sector
1	PROBANKA, MARIBOR	PRBP	30 Mar 1993	no par value	396,300	SI 002120040 5	banking

#### ENTRY MARKET - COMMON SHARES

	Issuer	Trading code	First trading day	Nominal value of issue listed	Number of shares traded	Isin code	Sector
1	AKTIVA NALOŽBE, LJUBLJANA	ATPG	27 Feb 2004	no par value	18,214,875	SI 002111216 2	holding companies management
2	ALPETOUR POTOVALNA AGENCIJA	APAG	2 Aug 2000	no par value	497,847	SI 003110989 3	passengers transport
3	ALPOS	APOG	10 Apr 2006	no par value	144,913	SI 003111342 4	production of metal goods and equipment
4	CENTER NALOŽBE	IFHR	22 Jul 2004	no par value	3,777,004	SI 002111308 7	holding companies management
5	CETIS, CELJE	CETG	10 Mar 1997	no par value	200,000	SI 003110084 3	paper industry and graphics
6	CINKARNA, CELJE	CICG	6 Mar 1998	no par value	814,626	SI 003110380 5	metallurgic and chemical industry
7	D NALOŽBE	DFNR	31 Mar 2008	no par value	90,810	SI 003111394 5	holding companies management
8	DATALAB	DATR	30 Jun 2008	no par value	106,519	SI 003111451 3	software development
9	ELMO, LJUBLJANA	IELG	22 Feb 2001	no par value	708,000	SI 003111026 3	electrical installations
10	FINETOL	FINR	29 Feb 2008	no par value	254,619	SI 002111396 2	holding companies management
11	GEA TOVARNA OLJA	GSBG	30 June 1996	no par value	1,254,960	SI 003110129 6	oil - producing industry
12	GORENJSKI TISK, KRANJ	GTKG	19 Sep 1996	no par value	963,349	SI 003110119 7	graphics services
13	GORIŠKE OPEKARNE, RENČE	GORG	8 Mar 1999	no par value	523,634	SI 003110499 3	production of different clay brick products
14	GRAND HOTEL UNION	GHUG	5 Jan 2000	no par value	1,814,613	SI 003110865 5	hotel industry
15	HELIOS, DOMŽALE	HDOG	19 Sep 1996	11,694,732 SIT	278,446	SI 003110114 8	intermediary on fuel, mine sector
16	HRAM HOLDING	ST1R	27 Jan 2004	no par value	4,346,667	SI 002111210 5	holding companies management
17	INFOND HOLDING	IFFR	23 Sept 2002	no par value	16,833,414	SI 002111076 0	holding companies management
18	INLES, RIBNICA	IHPG	8 Oct 1999	no par value	712,410	SI 003110745 9	production of furniture mechanical engineering
19	INTERTRADE ITA	INRG	20 Oct 1997	2,920,302 EUR	69,531	SI 003110333 4	representative
20	JAVOR, PIVKA	JPIG	13 Nov 2000	no par value	1,194,700	SI 003110910 9	production of plywood, bound and layer wood, fibre and other slabs
21	JELEN, SLOVENSKE KONJICE	JESG	29 Nov 1999	67,798,000 EUR	67,798	SI 003110430 8	restaurant & hotel capacities
22	JUTEKS, ŽALEC	JTKG	2 Nov 1999	no par value	641,432	SI 003110786 3	floor panel production on various linings
23	KD GROUP	KDHR	5 Feb 2001	no par value	2,675,640	SI 003111046 1	holding companies management
24	KOŠAKI TMI, MARIBOR	TKMG	11 Oct 1999	no par value	43,236	SI 003110424 1	secondary meat industry and production of meat products
25	KS NALOŽBE	KSFR	24 Dec 2007	no par value	3,909,878	SI 002111385 5	holding companies management

26	MARINA, PORTOROŽ	MAPG	19 Sep 1996	no par value	313,932	SI 003110058 7	nautical and hotel industry
27	MAKSIMA HOLDING	MAHR	6 May 2003	no par value	6,399,850	SI 002111151 1	holding companies management
28	MAKSIMA INVEST	MKIR	26 Oct 2004	no par value	9,117,789	SI 002111319 4	holding companies management
29	MEDVEŠEK PUŠNIK, LJUBLJANA	MPLR	12 Dec 1997	no par value	800,000	SI 002110324 5	financial consulting
30	MEDVEŠEK PUŠNIK DZU	MDUR	13 Dec 2007	no par value	75,000	SI 002111160 2	holding companies management
31	MELAMIN, KOČEVJE	MKOG	23 Sep 1996	no par value	349,913	SI 003110130 4	chemical industry
32	MERCATA	MR0R	27 Jul 2004	no par value	2,891,874	SI 002111199 0	holding companies management
33	MESNA INDUSTRIJA PRIMORSKE	MIPG	19 June 2000	no par value	1,978,742	SI 003110969 5	meat processing industry; wholesale and retail trade with provisions
34	MKT PRINT	MKTG	11 Oct 1999	no par value	103,954	SI 003110094 2	printing, publishing, retail and wholesale
35	MODRA LINIJA HOLDING	MLHR	20 Nov 2002	no par value	2,192,411	SI 002111058 8	holding companies management
36	M1	MR1R	4 Aug 2004	no par value	3,932,515	SI 002111311 1	holding companies management
37	NAMA, LJUBLJANA	NALN	30 Apr 2004	no par value	953,795	SI 003110269 0	retail trade and renting of business premises
38	NFD HOLDING	NF2R	10 Dec 2003	no par value	33,727,196	SI 002111200 6	holding companies management
39	PLAMA PUR	POPG	6 Dec 1999	no par value	686,798	SI 003110822 6	production and refashioning of poliuretanic (plastic) foams
40	KD	SKDR	21 Dec 2000	no par value	186,436	SI 003111016 4	holding companies management
41	SIVENT	SING	27 Feb 2008	no par value	1,229,712	SI 002111139 6	venture capital investing
42	SLOVENIJALES, LJUBLJANA	SLLG	8 May 1996	no par value	273,377	SI 003110040 5	commerce, engineering, representation
43	TEKSTINA, AJDOVŠČINA	TEAG	12 Feb 1997	no par value	1,127,293	SI 003110221 1	textile industry
44	TERME DOBRNA	ZDDG	5 July 1999	no par value	692,542	SI 003110539 6	medical services, tourist and hotel trade
45	TRDNJAVA HOLDING	TR0R	31 Mar 2004	no par value	2,593,123	SI 002111219 6	holding companies management
46	TRDNJAVA I HOLDING	TR1R	31 Mar 2004	no par value	891,750	SI 002111220 4	holding companies management
47	TRIGLAV NALOŽBE	TRSG	7 Apr 2004	no par value	13,182,366	SI 002111223 8	holding companies management
48	TUB SWATY, MARIBOR	TUBG	30 Dec 1997	no par value	288,940	SI 003110344 1	production and trade of knife grinders
49	VELANA, LJUBLJANA	VLJG	23 Dec 2002	no par value	1,409,645	SI 003110069 4	non-clothing textile manufacturer
50	VIPA HOLDING	VHDR	5 Nov 2003	no par value	7,347,565	SI 002111131 3	other financial intermediation
51	ZDRAVILIŠČE ROGAŠKA	RGS	11 Feb 1999	901,581,000 EUR	901,581	SI 003110489 4	health resort
52	ZLATA MONETA II finančna družba	ZM2R	13 Nov 2003	no par value	8,232,861	SI 002111198 2	other financial intermediation
53	ZVON ENA HOLDING	ZVHR	30 Oct 2003	no par value	12,431,743	SI 002111177 6	holding companies management
54	ZVON DVA HOLDING	ZV2R	25 Feb 2004	no par value	14,120,934	SI 002111215 4	holding companies management
55	ŽELEZARNA RAVNE - MONTER DRAVOGRAD	ZMDG	17 Sep 1999	no par value	336,225	SI 003110696 4	management of investment portfolios of subsidiaries

#### ENTRY MARKET - PREFERRED SHARES

	Issuer	Trading code	First trading day	Nominal value of issue listed	Number of shares traded	Isin code	Sector
1	KD GROUP	KDHP	18 July 2001	no par value	266,413	SI 003120050 2	holding companies management
2	PRVA GROUP	PPDG	20 Jul 2005	7,140,000 EUR	170,000	SI 002120064 5	pension insurance
3	ZDRAVILIŠČE ROGAŠKA	RGP	11 Feb 1999	56,204,000 EUR	28,102	SI 003120028 8	health resort

## F) LIST OF SECURITIES

### F2) BOND MARKET

#### CORPORATE BONDS

	Issuer	Trading code	First trading day	Nominal value of issue traded	Coupon interest rate	Maturity	Sector
1	ABANKA VIPA	AB07	30 Oct 2003	17,300,000 EUR	5.3% p.a.	2003-2010	banking
2	ABANKA VIPA	AB08	16 Oct 2006	10,000,000 EUR	4.9% p.a.	2003-2011	banking
3	ABANKA VIPA	AB09	16 Oct 2006	10,000,000 EUR	4.7% p.a.	2003-2011	banking
4	ABANKA VIPA	AB10	16 Oct 2006	21,000,000 EUR	4.6% p.a.	2004-2011	banking
5	ABANKA VIPA	AB11	30 Jun 2006	20,865,000 EUR	4.0% p.a.	2005-2010	banking
6	ABANKA VIPA	AB12	30 Jun 2006	20,865,000 EUR	3.8% p.a.	2005-2010	banking
7	ABANKA VIPA	VIP6	6 Mar 2000	2,000,000 EUR	5.5% p.a.	1999-2009	banking
8	ABANKA VIPA	VIP7	19 July 2001	2,000,000 EUR	6.2% p.a.	2001-2010	banking
9	BANKA CELJE	BCE9	16 Oct 2006	20,864,500 EUR	3.8% p.a.	2005-2010	banking
10	BANKA CELJE	BCE7	17 Nov 2003	10,000,000 EUR	5.15% p.a.	2003-2010	banking
11	BANKA CELJE	BCE8	26 Oct 2004	12,500,000 EUR	4.9% p.a.	2004-2011	banking
12	BANKA CELJE	BCE10	12 Sep 2007	37,000,000 EUR	5.0% p.a.	2007-2017	banking
13	BANKA CELJE	BCE11	11 Jul 2008	50,000,000 EUR	6m EURIBOR + 200 b.p.	2008-openend	banking
14	BANKA ZASAVJE	BZ03	27 Jul 2004	5,000,000 EUR	4.5% p.a.	2004-2011	banking
15	CIMOS	CIM1	21 Jul 2005	20,000,000 EUR	5.75% p.a.	2004-2011	automobile industry
16	DARS	DRS1	30 Dec 2004	56,042,047 EUR	5.1% p.a.	2004-2024	performing financial engineering, preparatory, organization and policy making of building, maintenance of road network and management of super highways in Republic of Slovenia
17	DARS	DRS2	8 Nov 2005	61,758,920 EUR	4.5% p.a.	2005-2025	performing financial engineering, preparatory, organization and policy making of building, maintenance of road network and management of super highways in Republic of Slovenia
18	DARS	DRS3	3 Feb 2006	42,563,580 EUR	4.0% p.a.	2005-2020	performing financial engineering, preparatory, organization and policy making of building, maintenance of road network and management of super highways in Republic of Slovenia
19	DELO PRODAJA	DPR1	21 Aug 2008	46,624,700 EUR	6m EURIBOR + 0.6%	2008-2018	trade
20	DEOS	DEO1	28 Sep 2005	5,825,900 EUR	6% p.a.	2004-2014	the construction and maintenance of safe homes
21	DROGA KOLINSKA	DRK1	1 Jul 2008	30,000,000 EUR	5.50% p.a.	2007-2010	
22	FACTOR BANKA	FB14	7 Mar 2007	12,160,000 EUR	4.0% p.a.	2006-2012	banking
23	FACTOR BANKA	FB15	4 May 2007	9,000,000 EUR	6m EURIBOR + 1.05% p.a.	2006-2012	banking
24	FACTOR BANKA	FB16	19 Mar 2008	5,000,000 EUR	5.75% p.a.	2007-openend	banking
25	FACTOR BANKA	FB17	2 Oct 2007	25,000,000 EUR	6m EURIBOR + 60 b.p.	2007-2011	banking
26	FACTOR BANKA	FB19	19 Mar 2008	12,155,000 EUR	6m EURIBOR + 95 b.p.	2007-2010	banking
27	FACTOR BANKA	FB09	10 May 2005	5,927,000 EUR	4.8% p.a.	2004-2014	banking
28	FACTOR BANKA	FB11	25 Oct 2005	13,000,000 EUR	1.5% + 6 month EURIBOR	2005-2020	banking
29	FACTOR BANKA	FB12	7 Mar 2006	10,425,000 EUR	3.75% p.a.	2005-2010	banking
30	FACTOR BANKA	FB20	12 Jun 2008	13,090,000 EUR	6m EURIBOR + 160 b.p.	2008-2013	banking
31	FACTOR BANKA	FB21	12 Sep 2008	7,338,000 EUR	6m EURIBOR + 160 b.p.	2008-2013	banking
32	FMR	FMR1	5 May 2005	5,000,000 EUR	4.6% p.a.	2004-2009	holding companies management
33	KB1909	KBG1	10 Oct 2007	10,000,000 EUR	6m EURIBOR + 125 b.p.	2006-2011	financial services and holding companies management
34	KD HOLDING	KDH1	16 Dec 2005	40,000,000 EUR	5.45% p.a.	2005-2015	holding companies management
35	KD HOLDING	KDH2	7 Apr 2006	40,000,000 EUR	4.85% p.a.	205-2015	holding companies management
36	NOVA KBM	KBM7	30 Jun 2005	29,210,300 EUR	4.1% p.a.	2004-2011	banking
37	NOVA KBM	KBM8	30 Jun 2005	29,210,300 EUR	3.9% p.a.	2005-2010	banking
38	NOVA LJUBLJANSKA BANKA	BDM1	19 Sep 2008	12,500,000 EUR	6m EURIBOR + 140 b.p.	2008-2013	banking
39	NOVA LJUBLJANSKA BANKA	NLB15	16 Oct 2006	54,717,569 EUR	4.8% p.a.	2004-2012	banking
40	NOVA LJUBLJANSKA BANKA	NLB11	18 Jun 2003	26,326,000 EUR	5.1% p.a.	2002-2009	banking
41	NOVA LJUBLJANSKA BANKA	NLB13	14 Nov 2003	48,962,722 EUR	7% p.a.	2003-2013	banking
42	NOVA LJUBLJANSKA BANKA	NLB16	30 Jun 2005	32,363,761 EUR	4.0% p.a.	2004-2009	banking
43	NOVA LJUBLJANSKA BANKA	NLB17	30 Jun 2005	42,435,889 EUR	3.85% p.a.	2005-2011	banking
44	NOVA LJUBLJANSKA BANKA	NLB18	29 Dec 2005	62,593,500 EUR	4.15% p.a.	2005-2015	banking
45	NOVA LJUBLJANSKA BANKA	NLB19	29 Dec 2005	41,729,000 EUR	4.0% p.a.	2005-2016	banking
46	NOVA LJUBLJANSKA BANKA	NLB20	25 Aug 2006	23,827,259 EUR	3.75% p.a. first 3 years, then 6m EURIBOR + 30 b.p.	2006-2013	banking
47	NOVA LJUBLJANSKA BANKA	NLB21	27 Dec 2006	29,001,655 EUR	4.0% p.a.	2006-2009	banking
48	NOVA LJUBLJANSKA BANKA	NLB22	11 Jan 2007	29,894,000 EUR	6m EURIBOR + 25 b.p.	2006-2011	banking
49	NOVA LJUBLJANSKA BANKA	NLB23	28 Nov 2007	54,200,000 EUR	3m EURIBOR + 20 b.p.	2007-2012	banking
50	POSLOVNI SISTEM MERCATOR	MEO1	16 Oct 2006	36,540,000 EUR	4.8% p.a.	2004-2011	commerce industry, agriculture
51	POŠTNA BANKA SLOVENIJE	PBS6	16 Oct 2006	4,172,900 EUR	4.4% p.a.	2004-2012	banking
52	POŠTNA BANKA SLOVENIJE	PBS7	16 Oct 2006	16,691,600 EUR	4.7% p.a.	2004-2011	banking
53	POTEZA GROUP	PSN1	8 Dec 2008	15,415,000 EUR	7.5% p.a.	2008-2011	holding companies management
54	POTEZA NALOŽBE	PNO1	29 Sep 2004	10,000,000 EUR	5.25% p.a. 3m EURIBOR + 1.5% (2.7 after 10 years)	2003-2011	enterprise and business counseling
55	PROBANKA, MARIBOR	PRB9	16 Apr 2008	25,000,000 EUR	5.2% p.a.	2007-openend	banking
56	PROBANKA, MARIBOR	PRB7	16 Oct 2006	12,000,000 EUR	5.2% p.a.	2004-2010	banking
57	PROBANKA, MARIBOR	PRB8	16 Mar 2007	9,200,000 EUR	3.9% p.a.	2006-2012	banking
58	PROBANKA, MARIBOR	PRB10	30 Dec 2008	30,000,000 EUR	6.1% p.a.	2008-2015	banking

59	SIP, STROJNA INDUSTRIJA SLOVENSKA IZVOZNA IN RAZVOJNA	SIPBE	19 June 2000	1,763,985 EUR	6% p.a.	1999-2009	manufacturing farm equipment
60	BANKA	SI01	24 Dec 2008	500,000,000 EUR	6m EURIBOR + 100 b.p.	2008-2011	banking
61	STANOVANJSKI SKLAD RS	SSR1E	4 Jul 1996	3,628,440 EUR	6% p.a.	1995-2010	national mortgage agency
62	STANOVANJSKI SKLAD RS	SSR3	16 Oct 2006	8,345,800 EUR	TOM + 6.10% p.a.	2001-2011	national mortgage agency

#### INSURANCE

	Issuer	Trading code	First trading day	Nominal value of issue traded	Coupon interest rate	Maturity	Sector
1	ZAVAROVALNICA TRIGLAV	ZT01	2 Jun 2004	30,000,000 EUR	5.125% p.a.	2003-2013	insurance

#### MUNICIPAL and GOVERNMENT BONDS

	Issuer	Trading code	First trading day	Nominal value of issue traded	Coupon interest rate	Maturity	Sector
1	REPUBLIC OF SLOVENIA	RS18	15 May 2000	45,016,600 EUR	6% p.a.	2000-2010	government bond
2	REPUBLIC OF SLOVENIA	RS21	18 Nov 2002	56,344,764 EUR	1% p.a. + TOM *	2001-2015	government bond
3	REPUBLIC OF SLOVENIA	RS23	20 Feb 2001	40,000,000 EUR	6% p.a.	2001-2011	government bond
4	REPUBLIC OF SLOVENIA	RS26	14 June 2001	49,976,500 EUR	5.375% p.a.	2001-2011	government bond
5	REPUBLIC OF SLOVENIA	RS29	25 Jan 2002	55,000,000 EUR	5.375% p.a.	2002-2012	government bond
6	REPUBLIC OF SLOVENIA	RS32	25 Jan 2002	23,865,500 EUR	5.375% p.a.	2002-2012	government bond
7	REPUBLIC OF SLOVENIA	RS33	9 Apr 2002	127,166,004 EUR	8% p.a.	2002-2022	government bond
8	REPUBLIC OF SLOVENIA	RS38	30 Apr 2002	68,847,000 EUR	5.63% p.a.	2002-2017	government bond
9	REPUBLIC OF SLOVENIA	RS44	29 Nov 2002	4,443,536 EUR	6.65% p.a.	2002-2012	government bond
10	REPUBLIC OF SLOVENIA	RS48	10 Dec 2002	56,465,200 EUR	4.75% p.a.	2002-2012	government bond
11	REPUBLIC OF SLOVENIA	RS49	22 Jan 2003	29,632,020 EUR	4.75% p.a.	2003-2022	government bond
12	REPUBLIC OF SLOVENIA	RS50	11 Mar 2003	48,527,000 EUR	4.50% p.a.	2003-2013	government bond
13	REPUBLIC OF SLOVENIA	RS53	17 Apr 2003	79,290,900 EUR	4.875% p.a.	2003-2018	government bond
14	REPUBLIC OF SLOVENIA	RS54	29 Oct 2003	76,295,376 EUR	5.75% p.a.	2003-2013	government bond
15	REPUBLIC OF SLOVENIA	RS57	29 Mar 2004	259,697,224 EUR	4.875% p.a.	2004-2014	government bond
16	REPUBLIC OF SLOVENIA	RS59	2 Feb 2005	1,066,332,031 EUR	4% p.a.	2005-2016	government bond
17	REPUBLIC OF SLOVENIA	RS60	14 Apr 2005	368,623,416 EUR	3.5 % p.a.	2005-2010	government bond
18	REPUBLIC OF SLOVENIA	RS61	24 Jan 2006	328,861,569 EUR	3.25 % p.a.	2006-2011	government bond
19	REPUBLIC OF SLOVENIA	RS62	24 Jan 2006	390,540,053 EUR	3.5 % p.a.	2005-2017	government bond
20	REPUBLIC OF SLOVENIA	RS63	11 Feb 2008	1,000,000,000 EUR	4.375 % p.a.	2008-2019	government bond
21	REPUBLIC OF SLOVENIA	RS64	6 Feb 2009	1,000,000,000 EUR	4.25% p.a.	2009-2012	government bond
22	REPUBLIC OF SLOVENIA	RS65	3 Apr 2009	1,500,000,000 EUR	4,375% p.a.	2009-2014	government bond
23	SLOVENSKA ODŠKODNINSKA DRUŽBA	SOS2E	7 Apr 1997	804,009,382 EUR	6 % p.a.	1996-2016	meeting commitments deriving from denationalisation process

\* TOM (abbreviation for: "temeljna obrestna mera"- base interest rate) - indexation factor, calculated as twelve month average of monthly consumer price index

### F3) FUND MARKET

#### PLUS MARKET

	Open-end fund	Trading code	First trading day	Value of first trade	Number of coupons traded	Isin code	Type
1	PB Biotech Index	PBDBI	23 Jun 2008	0.963	264,062	SI 002140092 2	mutual fund / ETF
2	PB Uranium Index	PBDUI	23 Jun 2008	0.98	552,106	SI 002140093 0	mutual fund / ETF

#### GENERAL MARKET

	Open-end fund	Trading code	First trading day	Value of first trade	Number of coupons traded	Isin code	Type
1	Infond Global	INDGL	10 Oct 2008	10.09	6,351,174	SI 002140112 8	mutual fund
2	Infond Dynamic	INDDY	24 Oct 2008	3.90	5,060,070	SI 002140113 6	mutual fund
3	MP-BALKAN.SI	MPBL	24 Nov 2006	62.36	363,346	SI 002140002 1	mutual fund
4	MP-EUROSTOCK.SI	MPEU	16 Jun 2006	5.47	1,051,880	SI 002140001 3	mutual fund / ETF
5	Probanka globalni naložbeni sklad	PBGS	24 Nov 2006	0.710	67,841,415	SI 002140003 9	mutual fund

#### F4) CLOSED-END FUND MARKET

	Issuer	Trading code	First trading day	Nominal value of shares traded	Number of shares traded	Isin code	Sector
1	KD ID	KDIR	9 Feb 2001	no par value	9,181,542	SI 002111341 8	investment fund
2	KRONA SENIOR ID	SNOG	8 Dec 1998	no par value	6,895,504	SI 002110590 1	investment fund
3	NFD 1 DELNIŠKI INVESTICIJSKI SKLAD	NFIN	26 Oct 1998	no par value	160,580,300	SI 002110600 8	investment fund
4	ZVON ENA ID	ZVIR	24 Nov 2003	no par value	2,277,577	SI 002111178 4	investment fund