



MONTHLY AND SEMI-ANNUAL STATISTICS
LJUBLJANA STOCK EXCHANGE
JUNE AND FIRST HALF-YEAR 2009
Year XV., No. 6/09

TURNOVER

Market	June 2009			First half-year 2009		
	Turnover (in 000 EUR)	Volume in pieces	Number of trades	Turnover (in 000 EUR)	Volume in pieces	Number of trades
Shares	44,806	1,374,432	14,374	211,823	8,360,283	69,878
Prime Market	36,356	666,454	9,550	155,240	3,327,509	43,640
Standard Market	6,518	308,796	2,197	46,165	2,912,962	14,153
Entry Market	1,932	399,182	2,627	10,419	2,119,812	12,085
Bonds	11,088	133,576	453	97,638	1,468,874	2,884
Investment coupons	297	266,462	280	2,254	2,165,866	2,062
Plus Market	33	48,256	4	65	100,728	34
General Market	264	218,206	276	2,189	2,065,138	2,028
Closed-end Funds Shares	1,857	1,549,094	1,113	9,009	6,637,010	5,616
Short-term securities	0	0	0	0	0	0
Total	58,047	3,323,564	16,220	320,724	18,632,033	80,440

MARKET SIZE

Market	Market capitalisation (in EURm)	Number of securities	Number of issuers
Shares	9,216	82	81
Prime Market	5,710	8	8
Standard Market	2,284	17	17
Entry Market	1,221	57	56
Bonds	9,237	86	22
Investment coupons	133	11	3
Closed-end Funds Shares	1	2	1
Plus Market	133	5	3
General Market	257	4	4
Total	18,843	179	103

MONTHLY TURNOVER BY MARKETS
IN 000 EUR - SHARES

	Regulated market		Off-market trades*
	Normal trades	Block Trades	
jun.08	42,957	1,651	175,915
jul.08	43,690	7,681	94,723
aug.08	26,774	4,975	170,282
sep.08	71,739	2,931	252,186
oct.08	86,192	1,570	203,769
nov.08	50,776	789	109,498
dec.08	41,450	917	373,776
jan.09	26,547	430	54,004
feb.09	25,222	319	98,705
mar.09	29,187	6,426	16,630
apr.09	19,337	1,226	78,371
may.09	50,575	7,748	124,039
jun.09	42,321	2,485	263,377

* appreciation of off-market transactions with listed securities based on volume of off-market transaction and their monthly average prices

PRIME MARKET SHARES

	June 2009		First half-year 2009		Market capitalisation (in EURm)
	Turnover (in 000 EUR)	Number of trades	Turnover (in 000 EUR)	Number of trades	
GORENJE	757	551	6,096	3,778	146
INTEREUROPA	457	388	2,970	2,305	55
KRKA	26,171	5,820	110,138	27,443	2,478
LUKA KOPER	744	381	4,518	2,318	342
MERCATOR	2,023	425	7,278	1,725	615
NOVA KREDITNA BANKA MARIBOR	2,206	1,155	18,598	4,659	297
PETROL	2,455	615	7,946	2,268	677
TELEKOM SLOVENIJE	2,566	735	15,110	3,168	1,101
SKUPAJ	37,380	10,070	172,656	47,664	5,710

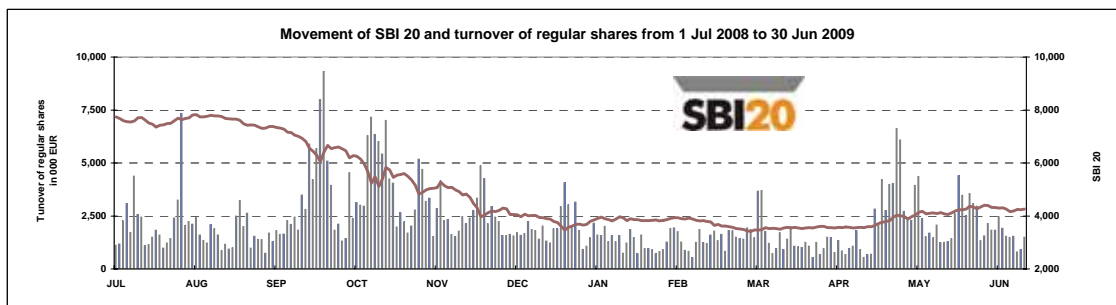
MONTHLY TURNOVER BY MARKETS
IN 000 EUR - OTHER SECURITIES

	Regulated market		Off-market trades*
	Normal trades	Block trades	
jun.08	11,973	6,291	180,208
jul.08	8,934	404	159,862
aug.08	6,660	1,450	98,979
sep.08	15,303	5,910	182,701
oct.08	18,460	50,857	247,663
nov.08	11,606	9,369	74,317
dec.08	17,241	16,038	132,789
jan.09	6,065	3,347	153,211
feb.09	7,077	20,778	1,708,816
mar.09	11,526	25,549	360,014
apr.09	5,722	2,258	2,111,160
may.09	7,089	6,249	286,404
jun.09	7,171	6,071	549,238

* appreciation of off-market transactions with listed securities based on volume of off-market transaction (Market Maker Trading Segment trades excluded) and their monthly average prices

INDICES

STOCK EXCHANGE INDICES	Monthly return (30 Jun 2009 / 31 May 2009)	Current return (30 Jun 2009 / 31 Dec 2008)	Annual return (30 Jun 2009 / 30 Jun 2008)
Slovene Stock Exchange Index (SBI20)	5.03%	15.36%	-45.88%
Slovene Blue-Chip Index (SBI TOP)	5.71%	21.95%	-40.32%





LJUBLJANA STOCK EXCHANGE
Investment Point of Slovenia.

ISSUER

Ljubljana Stock Exchange Inc.
Slovenska 56
1000 Ljubljana

INFORMATION

E-mail:	info@ljse.si
Phone:	+386 1 47-10-211 +386 1 47-10-318
Contact persons:	Nataša Žabkar, Boštjan Šbül

STATISTICS ON WEB:

<http://www.ljse.si/cgi-bin/jve.cgi?doc=1989&sid=oW6SxKEMNaGgXs4b>

The screenshot displays the Ljubljana Stock Exchange (LJSE) website interface. At the top, the 'BORZA' logo and 'LJUBLJANA STOCK EXCHANGE' are visible, along with the tagline 'Investment Point of Slovenia'. The navigation bar includes links for 'WHAT'S NEW', 'MARKET DATA', 'PRODUCTS & SERVICES', 'FOR ISSUERS', 'MEMBERS', and 'ABOUT THE LJSE'. The main content area is divided into several sections:

- INDICES on Jan 7, 2009 at 13:33:** A table showing the SBI20 and SBITOP indices with their values, absolute changes, and relative changes.
- SB120 and SBI TOP:** A line chart showing the performance of these indices from 10:00 to 13:00.
- PRIME MARKET SHARES on Jan 7, 2009 at 13:33:** A table listing the top 5 trading volumes for various stocks, including symbols, values, changes, and turnover.
- TOP 3 GAINERS / DECLINERS on Jan 7, 2009 at 13:33:** A table showing the top performing and underperforming stocks, including their symbols, values, number of trades, and relative changes.
- News and Announcements:** A section on the right side of the page listing recent market events and company announcements, such as 'KRKA, d. d., Novo mesto - Krka was not obliged to disclose...' and 'MERCATOR, d. d., Ljubljana - Sensitive information'.
- Navigation and Search:** A search bar for web content and securities, and a 'WHAT'S NEW' section with a report from the LJSE Supervisory Board.
- Left Sidebar:** Contains links for 'LJSEPRIME', 'Going public', 'Locate a broker', 'LJSE trading real-time', 'Data on securities', and 'QUICK LINKS'.

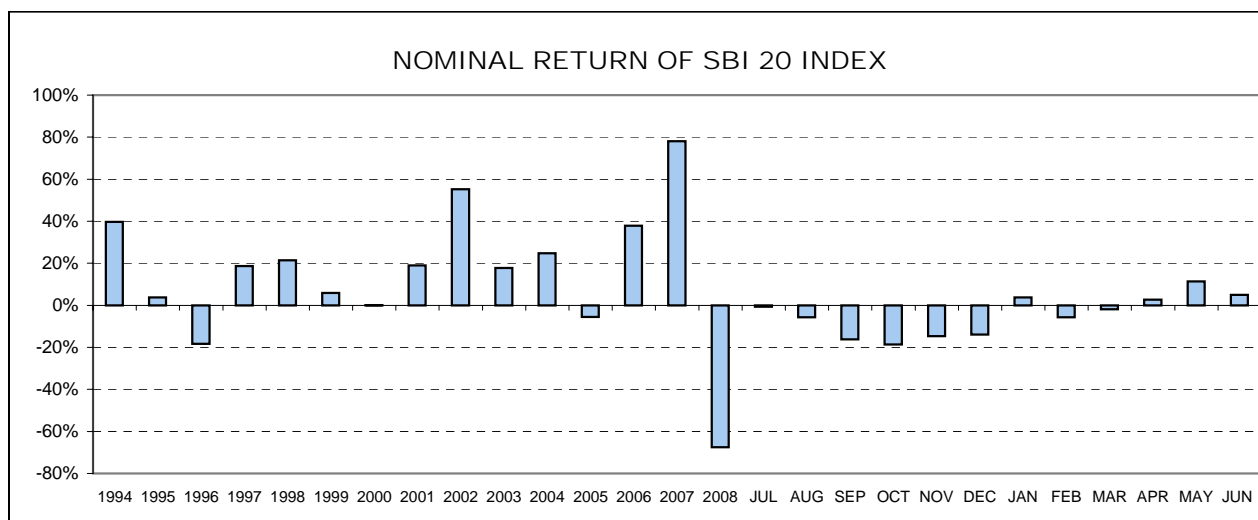
INDEX

	Page
A) STOCK EXCHANGE INDICES	1
A1) Values, yields and movements of Stock Exchange Indices	1
A2) Index compositions	3
B) NUMBER OF ISSUERS, TRADED SECURITIES AND MEMBERS	4
C) TURNOVER	5
C1) Monthly turnover by securities	5
C2) Semi-annual turnover by securities	10
C3) Most traded securities - June 2009	15
C4) Most traded securities - first half-year 2009	16
C5) Monthly turnover by LJSE members	17
C6) Semi-annual turnover by LJSE members	19
C7) Historical series	21
D) MARKET CAPITALISATION	24
D1) Market capitalisation of shares	25
D2) Market capitalisation of bonds	26
D3) Market capitalisation of investment funds	28
E) OTHER	29
E1) Indicators (shares on official market)	29
E2) Record values	30
E3) New listed securities and changes	31
F) LIST OF SECURITIES	32
F1) Shares	32
F2) Bonds	34
F3) Funds	36

A) STOCK EXCHANGE INDICES

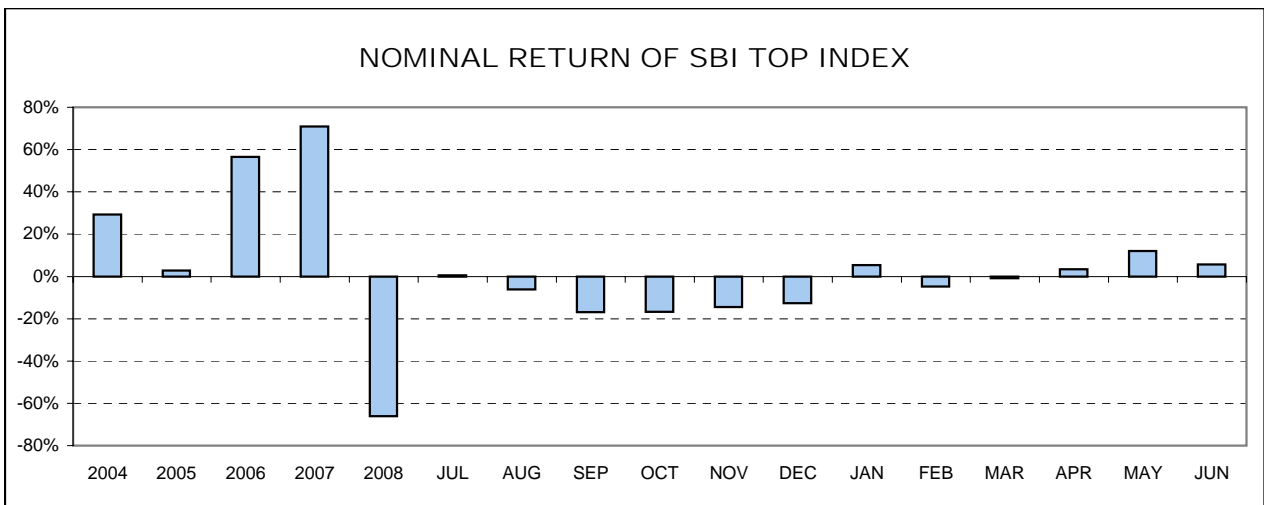
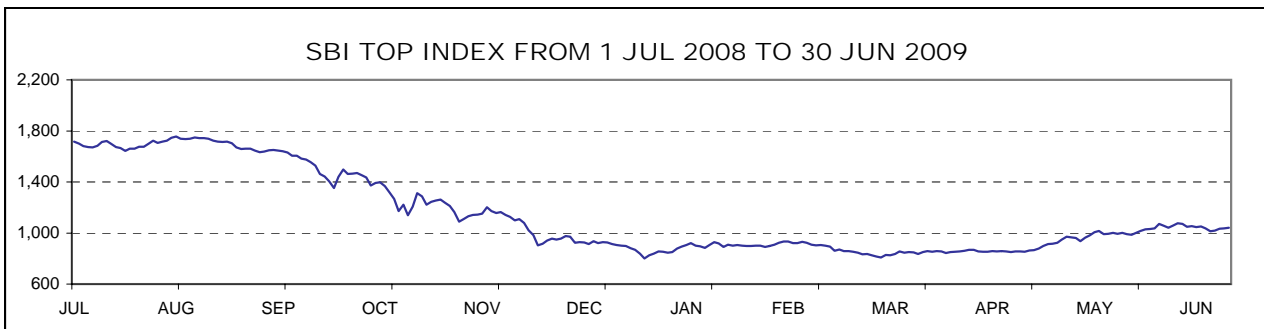
SBI 20 - SLOVENE STOCK EXCHANGE INDEX

Year	Max	Date	Min	Date	Close	Nominal return
1994	1,804.00	10 May 1994	1,015.92	6 Jan 1994	1,396.81	39.68%
1995	1,590.17	9 Nov 1995	1,016.99	13 July 1995	1,448.75	3.72%
1996	1,589.18	13 Mar 1996	891.93	10 Sept 1996	1,183.26	-18.33%
1997	1,655.36	10 Feb 1997	1,052.44	8 Jan 1997	1,404.70	18.71%
1998	2,026.47	10 Aug 1998	1,378.49	6 Jan 1998	1,705.77	21.43%
1999	1,981.87	19 Feb 1999	1,679.48	5 Jan 1999	1,806.26	5.89%
2000	1,903.66	24 Jan 2000	1,584.23	25 May 2000	1,807.94	0.09%
2001	2,159.35	19 Dec 2001	1,700.24	25 Apr 2001	2,151.59	19.01%
2002	3,547.64	8 Nov 2002	2,140.80	3 Jan 2002	3,340.20	55.24%
2003	4,034.53	5 Dec 2003	3,067.67	3 Jul 2003	3,931.64	17.71%
2004	4,935.29	15 Nov 2004	3,922.74	5 Jan 2004	4,904.48	24.74%
2005	5,131.61	1 Feb 2005	4,301.58	28 Sep 2005	4,630.10	-5.59%
2006	6,464.80	18 Dec 2006	4,427.22	29 Mar 2006	6,382.92	37.86%
2007	12,242.01	31 Aug 2007	6,551.52	3 Jan 2007	11,369.58	78.13%
2008	11,408.00	4 Jan 2008	3,460.30	23 Dec 2008	3,695.72	-67.49%
first half-year 2009	4,400.22	12 Jun 2009	3,408.37	10 Mar 2009	4,263.54	15.36%
2009	Max	Date	Min	Date	Close	Nominal return
January	3,972.70	19 Jan 2009	3,660.83	5 Jan 2009	3,836.27	3.80%
February	3,937.98	10 Feb 2009	3,617.26	27 Feb 2009	3,617.26	-5.71%
March	3,594.21	2 Mar 2009	3,408.37	10 Mar 2009	3,547.16	-1.94%
April	3,644.63	30 Apr 2009	3,540.90	21 Apr 2009	3,644.63	2.75%
May	4,175.74	20 May 2009	3,718.48	4 May 2009	4,059.49	11.38%
June	4,400.22	12 Jun 2009	4,115.35	1 Jun 2009	4,263.54	5.03%



SBI TOP - SLOVENE BLUE-CHIP INDEX

Year	Max	Date	Min	Date	Close	Nominal return
2003	730.49	4 Dec 2003	534.14	8 Jul 2003	707.94	-
2004	946.60	25 Nov 2004	706.53	5 Jan 2004	915.40	29.30%
2005	960.74	8 Dec 2005	817.33	1 Jul 2005	941.02	2.80%
2006	1,506.88	18 Dec 2006	940.16	3 Jan 2006	1,473.33	56.57%
2007	2,674.69	31 Aug 2007	1,501.26	3 Jan 2007	2,518.92	70.97%
2008	2,520.56	4 Jan 2008	801.65	23 Dec 2008	854.26	-66.09%
first half-year 2009	1,076.13	12 Jun 2009	807.93	10 Mar 2009	1,041.80	21.95%
2008	Max	Date	Min	Date	Close	Nominal return
January	928.10	19 Jan 2009	844.88	5 Jan 2009	899.96	5.35%
February	933.38	10 Feb 2009	857.50	27 Feb 2009	857.50	-4.72%
March	858.86	26.03.2009	807.93	10 Mar 2009	850.20	-0.85%
April	879.46	30 Apr 2008	850.38	21 Apr 2009	879.46	3.44%
May	1,015.55	20 May 2008	899.52	4 May 2009	985.51	12.06%
June	1,076.13	12 Jun 2009	1,000.08	1 Jun 2009	1,041.80	5.71%



A2) INDEX COMPOSITIONS

COMPOSITION OF SLOVENE STOCK EXCHANGE INDEX - SBI 20 ON 30 JUN 2009

Issuer	Trading code	Adjusted number of shares	Base value in EUR	Adjusted share	Sector	Market capitalisation (free float) of index on 30 Jun 2009	Sector share
KRKA	KRKG	6,083,710	16.25	15.00%	pharmaceuticals	425,494,677	16.72%
PETROL	PETG	1,216,420	120.41	15.00%	oil and gas	394,618,812	15.51%
MERCATOR	MELR	1,523,837	24.46	11.40%	trade	248,705,437	9.77%
SAVA	SAVA	1,030,498	83.57	10.84%	industrial conglomerates	248,360,323	9.76%
TELEKOM SLOVENIJE	TLSG	1,804,895	292.70	10.37%	telecommunication	304,088,710	11.95%
PIVOVARNA LAŠKO	PILR	2,796,528	27.19	6.17%	food and beverages	110,183,203	4.33%
ZAVAROVALNICA TRIGLAV	ZVTG	8,500,880	30.81	5.63%	insurance	169,252,521	10.34%
NOVA KBM	KBMR	12,757,981	40.69	4.82%	banking	145,185,824	9.96%
LUKA KOPER	LKPG	4,138,622	12.50	4.39%	transport	101,065,149	6.47%
ABANKA VIPA	ABKN	1,800,301	50.30	4.23%	banking	108,270,102	
GORENJE	GRVG	8,643,329	10.23	3.65%	household appliances	89,804,188	3.53%
POZAROVARNICA SAVA	POSR	6,553,763	27.50	3.25%	insurance	93,915,424	
HELIOS	HDOG	115,888	795.68	2.22%	chemical products	42,299,120	1.66%
INTEREUROPA	IEKG	4,348,011	21.69	1.76%	transport	30,436,077	
AERODROM LJUBLJANA	AELG	1,081,836	47.93	1.28%	transport	33,060,908	
Market capitalisation of index						2,544,740,475	
Share of market capitalisation of shares in index							27.61%

COMPOSITION OF SLOVENE BLUE-CHIP INDEX - SBI TOP ON 31 MAY 2009

Issuer	Trading code	Adjusted number of shares	Base value in EUR	Adjusted share	Sector	Market capitalisation (free float) of index on 30 Jun 2009	Sector share
KRKA	KRKG	11,437,248	16.25	30.00%	pharmaceuticals	799,921,125	32.49%
PETROL	PETG	1,344,565	120.41	17.64%	oil and gas	436,190,332	17.72%
MERCATOR	MELR	1,523,837	24.46	12.13%	telecommunication	248,705,437	10.10%
SAVA	SAVA	1,030,498	238.29	11.53%	industrial conglomerates	248,360,323	10.09%
TELEKOM SLOVENIJE	TLSG	1,804,895	292.70	11.03%	bank	304,088,710	12.35%
PIVOVARNA LAŠKO	PILR	2,796,528	27.19	6.56%	trade	110,183,203	4.48%
ZAVAROVALNICA TRIGLAV	ZVTG	8,500,880	30.81	5.99%	household appliances	169,252,521	6.87%
NOVA KBM	KBMR	12,757,981	40.69	5.12%	insurance	145,185,824	5.90%
Market capitalisation of index						2,461,887,474	
Share of market capitalisation of shares in index							26.71%

B) NUMBER OF ISSUERS, TRADED SECURITIES AND MEMBERS

	30 Jun 2008	31 Dec 2008	31 May 2009	30 Jun 2009
NUMBER OF ISSUERS	112	107	104	103
Equity market - prime market	7	7	7	8
Equity market - standard market	17	18	18	17
Equity market - entry market	64	59	57	56
Bond market	23	23	22	22
Fund market - plus market				1
Fund market - general market	2	3	3	3
Closed-end fund market	7	4	4	4
Short-term securities	1	1	1	1
	30 Jun 2008	31 Dec 2008	31 May 2009	30 Jun 2009
NUMBER OF SECURITIES	189	187	181	179
Equity market - prime market	7	7	7	8
Equity market - standard market	17	18	18	17
Equity market - entry market	67	61	59	57
Bond market	86	90	86	86
Fund market - plus market				2
Fund market - general market	5	7	5	5
Closed-end fund market	7	4	4	4
Short-term securities	2	3	5	7
	30 Jun 2008	31 Dec 2008	31 May 2009	30 Jun 2009
NUMBER OF MEMBERS	24	23	23	23

C1) TURNOVER BY SECURITIES IN JUNE 2009

EQUITY MARKET - PRIME MARKET

Issue	Stock trades (in EUR)	Normal trades (in EUR)	Block trades (in EUR)	Share in total turnover	Share in turnover of shares	Volume in pieces	Number of bargains
Total	36,356,169	34,848,329	1,507,840	62.63%	81.14%	666,454	9,550
1 KRKA	26,171,462	24,973,622	1,197,840	45.09%	58.41%	367,167	5,820
2 TELEKOM SLOVENIJE	2,566,397	2,566,397	0	4.42%	5.73%	14,882	735
3 PETROL	2,454,819	2,144,819	310,000	4.23%	5.48%	7,990	615
4 MERCATOR	2,023,284	2,023,284	0	3.49%	4.52%	11,957	425
5 NOVA KREDITNA BANKA MARIBOR	1,182,001	1,182,001	0	2.04%	2.64%	99,248	635
6 GORENJE	757,100	757,100	0	1.30%	1.69%	70,610	551
7 LUKA KOPER	743,984	743,984	0	1.28%	1.66%	29,186	381
8 INTEREUROPA	457,122	457,122	0	0.79%	1.02%	65,414	388

EQUITY MARKET - STANDARD MARKET

Issue	Stock trades (in EUR)	Normal trades (in EUR)	Block trades (in EUR)	Share in total turnover	Share in turnover of shares	Volume in pieces	Number of bargains
Total	6,517,622	5,890,622	627,000	11.23%	14.55%	308,796	2,197
Common shares	6,517,042	5,890,042	627,000	11.23%	14.55%	308,776	2,195
1 ZAVAROVALNICA TRIGLAV	1,508,306	1,508,306	0	2.60%	3.37%	76,948	382
2 POZAVAROVALNICA SAVA	1,111,391	1,111,391	0	1.91%	2.48%	77,540	255
3 NOVA KREDITNA BANKA MARIBOR	1,023,926	1,023,926	0	1.76%	2.29%	94,025	520
4 PIVOVARNA LAŠKO	880,088	400,088	480,000	1.52%	1.96%	22,051	175
5 SAVA	837,901	690,901	147,000	1.44%	1.87%	3,445	162
6 ABANKA	320,649	320,649	0	0.55%	0.72%	5,277	25
7 AERODROM LJUBLJANA	282,793	282,793	0	0.49%	0.63%	8,831	265
8 ISKRA AVTOELEKTRIKA	213,383	213,383	0	0.37%	0.48%	6,177	37
9 ISTRABENZ	133,086	133,086	0	0.23%	0.30%	12,516	285
10 ŽITO	84,037	84,037	0	0.14%	0.19%	943	42
11 ETOL	59,244	59,244	0	0.10%	0.13%	422	21
12 SALUS, LJUBLJANA	58,662	58,662	0	0.10%	0.13%	122	24
13 MLINOTEST	2,607	2,607	0	0.00%	0.01%	474	1
14 TERME ČATEŽ	970	970	0	0.00%	0.00%	5	1
15 DELO PRODAJA	0	0	0	0.00%	0.00%	0	0
16 KOMPAS MTS	0	0	0	0.00%	0.00%	0	0
17 NIKA	0	0	0	0.00%	0.00%	0	0
Preferred shares	580	580	0	0.00%	0.00%	20	2
1 PROBANKA	580	580	0	0.00%	0.00%	20	2

EQUITY MARKET - ENTRY MARKET

Issue	Stock trades (in EUR)	Normal trades (in EUR)	Block trades (in EUR)	Share in total turnover	Share in turnover of shares	Volume in pieces	Number of bargains
Total	1,931,906	1,581,906	350,000	3.33%	4.31%	399,182	2,627
Common shares	1,573,541	1,573,541	0	2.71%	3.51%	388,970	2,617
1 AKTIVA NALOŽBE	348,397	348,397	0	0.60%	0.78%	66,019	751
2 NFD HOLDING	295,503	295,503	0	0.51%	0.66%	60,100	385
3 MAKSIMA INVEST	221,337	221,337	0	0.38%	0.49%	53,411	82
4 KD GROUP	139,555	139,555	0	0.24%	0.31%	2,316	245
5 ZVON DVA HOLDING	122,355	122,355	0	0.21%	0.27%	99,586	377
6 INFOND HOLDING	122,160	122,160	0	0.21%	0.27%	54,409	117
7 ZVON ENA HOLDING	69,809	69,809	0	0.12%	0.16%	28,362	271
8 HELIOS, DOMŽALE	58,112	58,112	0	0.10%	0.13%	160	57
9 CETIS	57,616	57,616	0	0.10%	0.13%	1,179	10
10 ALPOS	35,902	35,902	0	0.06%	0.08%	1,238	23
11 CENTER NALOŽBE	20,805	20,805	0	0.04%	0.05%	4,973	59
12 CINKARNA CELJE	20,398	20,398	0	0.04%	0.05%	380	15
13 ALPETOUR POTOVALNA AGENCIJA	12,239	12,239	0	0.02%	0.03%	943	15
14 MEDVEŠEK PUŠNIK	9,562	9,562	0	0.02%	0.02%	847	7
15 JUTEKS	7,885	7,885	0	0.01%	0.02%	172	16
16 ZLATA MONETA II	5,849	5,849	0	0.01%	0.01%	4,345	40
17 HRAM HOLDING	5,108	5,108	0	0.01%	0.01%	1,973	8
18 MARINA PORTOROŽ	4,485	4,485	0	0.01%	0.01%	69	1
19 MODRA LINIJA HOLDING	3,262	3,262	0	0.01%	0.01%	466	7
20 GRAND HOTEL UNION	2,145	2,145	0	0.00%	0.00%	190	6
21 TRIGLAV NALOŽBE	1,999	1,999	0	0.00%	0.00%	1,783	24
22 M1	1,646	1,646	0	0.00%	0.00%	820	13
23 FINETOL	1,526	1,526	0	0.00%	0.00%	14	5
24 MERCATA	1,440	1,440	0	0.00%	0.00%	300	6
25 JAVOR PIVKA	1,158	1,158	0	0.00%	0.00%	295	6
26 MAKSIMA HOLDING	921	921	0	0.00%	0.00%	2,525	38
27 VIPA HOLDING	819	819	0	0.00%	0.00%	257	2
28 KS NALOŽBE	415	415	0	0.00%	0.00%	836	13
29 SIVENT	372	372	0	0.00%	0.00%	159	7
30 ZDRAVILIŠČE ROGAŠKA	198	198	0	0.00%	0.00%	295	2
31 TRDNJAVA HOLDING	155	155	0	0.00%	0.00%	492	3
32 GORENJSKI TISK	150	150	0	0.00%	0.00%	10	1
33 INLES	110	110	0	0.00%	0.00%	30	3
34 TERME DOBRNA	90	90	0	0.00%	0.00%	15	1
35 DATALAB TEHNOLOGIJE	60	60	0	0.00%	0.00%	1	1
36 D NALOŽBE	0	0	0	0.00%	0.00%	0	0
37 GORIŠKE OPEKARNE	0	0	0	0.00%	0.00%	0	0
38 GEA	0	0	0	0.00%	0.00%	0	0
39 ELMO	0	0	0	0.00%	0.00%	0	0
40 INTERTRADE ITA	0	0	0	0.00%	0.00%	0	0
41 JELEN GOSTINSKO PODJETJE	0	0	0	0.00%	0.00%	0	0
42 MEDVEŠEK PUŠNIK DZU	0	0	0	0.00%	0.00%	0	0
43 MELAMIN	0	0	0	0.00%	0.00%	0	0
44 MKT PRINT	0	0	0	0.00%	0.00%	0	0
45 NAMA	0	0	0	0.00%	0.00%	0	0
46 PLAMA - PUR	0	0	0	0.00%	0.00%	0	0
47 KD	0	0	0	0.00%	0.00%	0	0
48 SLOVENIJALES	0	0	0	0.00%	0.00%	0	0
49 TEKSTINA	0	0	0	0.00%	0.00%	0	0
50 KOŠAKI TMI	0	0	0	0.00%	0.00%	0	0
51 TRDNJAVA I HOLDING	0	0	0	0.00%	0.00%	0	0
52 SWATY	0	0	0	0.00%	0.00%	0	0
53 VELANA	0	0	0	0.00%	0.00%	0	0
54 ŽELEZARNA RAVNE - MONTER DRAVOGRAD	0	0	0	0.00%	0.00%	0	0
Preferred shares	358,365	8,365	350,000	0.62%	0.80%	10,212	10
1 KD GROUP	358,365	8,365	350,000	0.62%	0.80%	10,212	10
2 PRVA GROUP	0	0	0	0.00%	0.00%	0	0
3 ZDRAVILIŠČE ROGAŠKA	0	0	0	0.00%	0.00%	0	0

BOND MARKET

	Issue	Stock trades (in EUR)	Normal trades (in EUR)	Block trades (in EUR)	Share in total turnover	Share in turnover of bonds	Volume in pieces	Number of bargains
	Total	11,088,249	5,017,666	6,070,584	19.10%	100.00%	133,576	453
1	FACTOR BANKA 15 th ISSUE	4,512,000	250,000	4,262,000	7.77%	40.69%	4,512	15
2	SLOVENSKA ODŠKODNINSKA DRUŽBA 2 nd ISSUE	3,379,761	3,161,492	218,269	5.82%	30.48%	83,826	385
3	POSLOVNI SISTEM MERCATOR	1,012,500	100	1,012,400	1.74%	9.13%	10,125	2
4	REPUBLIKA SLOVENIJA 21 st ISSUE	722,827	722,827	0	1.25%	6.52%	31,291	9
5	BANKA ZASAVJE 3 rd ISSUE	298,500	0	298,500	0.51%	2.69%	300	1
6	REPUBLIKA SLOVENIJA 63 rd ISSUE	289,065	9,650	279,415	0.50%	2.61%	300	2
7	FACTOR BANKA 19 th ISSUE	217,651	217,651	0	0.37%	1.96%	217	2
8	NLB 15 th ISSUE	124,974	124,974	0	0.22%	1.13%	298	3
9	FACTOR BANKA 16 th ISSUE	122,400	122,400	0	0.21%	1.10%	12	1
10	NLB 16 th ISSUE	83,458	83,458	0	0.14%	0.75%	200	1
11	REPUBLIKA SLOVENIJA 65 th ISSUE	83,065	83,065	0	0.14%	0.75%	81	9
12	PROBANKA 7 th ISSUE	82,792	82,792	0	0.14%	0.75%	828	4
13	PROBANKA 10 th ISSUE	50,629	50,629	0	0.09%	0.46%	52	3
14	POŠTNA BANKA SLOVENIJE 7 th ISSUE	39,643	39,643	0	0.07%	0.36%	100	1
15	REPUBLIKA SLOVENIJA 53 rd ISSUE	32,864	32,864	0	0.06%	0.30%	320	1
16	REPUBLIKA SLOVENIJA 29 th ISSUE	10,100	10,100	0	0.02%	0.09%	100	1
17	BANKA CELJE 10 th ISSUE	9,207	9,207	0	0.02%	0.08%	106	2
18	ABANKA VIPA 10 th ISSUE	5,838	5,838	0	0.01%	0.05%	6	2
19	DELO PRODAJA 1 st ISSUE	3,900	3,900	0	0.01%	0.04%	600	2
20	ABANKA VIPA 12 th ISSUE	1,627	1,627	0	0.00%	0.01%	40	1
21	ABANKA VIPA 7 th ISSUE	1,508	1,508	0	0.00%	0.01%	15	1
22	REPUBLIKA SLOVENIJA 57 th ISSUE	1,220	1,220	0	0.00%	0.01%	28	1
23	ABANKA VIPA 9 th ISSUE	1,079	1,079	0	0.00%	0.01%	11	1
24	FACTOR BANKA 12 th ISSUE	813	813	0	0.00%	0.01%	200	1
25	REPUBLIKA SLOVENIJA 38 th ISSUE	525	525	0	0.00%	0.00%	5	1
26	REPUBLIKA SLOVENIJA 50 th ISSUE	305	305	0	0.00%	0.00%	3	1
27	ABANKA VIPA 8 th ISSUE	0	0	0	0.00%	0.00%	0	0
28	ABANKA VIPA 11 th ISSUE	0	0	0	0.00%	0.00%	0	0
29	BANKA CELJE 11 th ISSUE	0	0	0	0.00%	0.00%	0	0
30	BANKA CELJE 7 th ISSUE	0	0	0	0.00%	0.00%	0	0
31	BANKA CELJE 8 th ISSUE	0	0	0	0.00%	0.00%	0	0
32	BANKA CELJE 9 th ISSUE	0	0	0	0.00%	0.00%	0	0
33	BANKA DOMŽALE 1 st ISSUE	0	0	0	0.00%	0.00%	0	0
34	CIMOS 1 st ISSUE	0	0	0	0.00%	0.00%	0	0
35	DEOS 1 st ISSUE	0	0	0	0.00%	0.00%	0	0
36	DROGA KOLINSKA 1 st ISSUE	0	0	0	0.00%	0.00%	0	0
37	DARS	0	0	0	0.00%	0.00%	0	0
38	DARS 2 nd ISSUE	0	0	0	0.00%	0.00%	0	0
39	DARS 3 rd ISSUE	0	0	0	0.00%	0.00%	0	0
40	FACTOR BANKA 9 th ISSUE	0	0	0	0.00%	0.00%	0	0
41	FACTOR BANKA 11 th ISSUE	0	0	0	0.00%	0.00%	0	0
42	FACTOR BANKA 14 th ISSUE	0	0	0	0.00%	0.00%	0	0
43	FACTOR BANKA 17 th ISSUE	0	0	0	0.00%	0.00%	0	0
44	FACTOR BANKA 20 th ISSUE	0	0	0	0.00%	0.00%	0	0
45	FACTOR BANKA 21 st ISSUE	0	0	0	0.00%	0.00%	0	0
46	FMR	0	0	0	0.00%	0.00%	0	0
47	KB1909 1 st ISSUE	0	0	0	0.00%	0.00%	0	0
48	NOVA KBM 7 th ISSUE	0	0	0	0.00%	0.00%	0	0
49	NOVA KBM 8 th ISSUE	0	0	0	0.00%	0.00%	0	0
50	KD HOLDING 1 st ISSUE	0	0	0	0.00%	0.00%	0	0
51	KD HOLDING 2 nd ISSUE	0	0	0	0.00%	0.00%	0	0
52	NLB 11 th ISSUE	0	0	0	0.00%	0.00%	0	0
53	NLB 13 th ISSUE	0	0	0	0.00%	0.00%	0	0
54	NLB 17 th ISSUE	0	0	0	0.00%	0.00%	0	0
55	NLB 18 th ISSUE	0	0	0	0.00%	0.00%	0	0
56	NLB 19 th ISSUE	0	0	0	0.00%	0.00%	0	0
57	NLB 20 th ISSUE	0	0	0	0.00%	0.00%	0	0
58	NLB 21 st ISSUE	0	0	0	0.00%	0.00%	0	0
59	NLB 22 nd ISSUE	0	0	0	0.00%	0.00%	0	0
60	NLB 23 rd ISSUE	0	0	0	0.00%	0.00%	0	0
61	POŠTNA BANKA SLOVENIJE 6 th ISSUE	0	0	0	0.00%	0.00%	0	0
62	POTEZA NALOŽBE	0	0	0	0.00%	0.00%	0	0
63	PROBANKA 8 th ISSUE	0	0	0	0.00%	0.00%	0	0
64	PROBANKA 9 th ZDAJA	0	0	0	0.00%	0.00%	0	0
65	POTEZA SKUPINA 1 st ISSUE	0	0	0	0.00%	0.00%	0	0
66	REPUBLIKA SLOVENIJA 18 th ISSUE	0	0	0	0.00%	0.00%	0	0
67	REPUBLIKA SLOVENIJA 23 rd ISSUE	0	0	0	0.00%	0.00%	0	0
68	REPUBLIKA SLOVENIJA 26 th ISSUE	0	0	0	0.00%	0.00%	0	0
69	REPUBLIKA SLOVENIJA 32 nd ISSUE	0	0	0	0.00%	0.00%	0	0
70	REPUBLIKA SLOVENIJA 33 rd ISSUE	0	0	0	0.00%	0.00%	0	0

71	REPUBLIKA SLOVENIJA 44 th ISSUE	0	0	0	0.00%	0.00%	0	0
72	REPUBLIKA SLOVENIJA 48 th ISSUE	0	0	0	0.00%	0.00%	0	0
73	REPUBLIKA SLOVENIJA 49 th ISSUE	0	0	0	0.00%	0.00%	0	0
74	REPUBLIKA SLOVENIJA 54 th ISSUE	0	0	0	0.00%	0.00%	0	0
75	REPUBLIKA SLOVENIJA 59 th ISSUE	0	0	0	0.00%	0.00%	0	0
76	REPUBLIKA SLOVENIJA 60 th ISSUE	0	0	0	0.00%	0.00%	0	0
77	REPUBLIKA SLOVENIJA 61 st ISSUE	0	0	0	0.00%	0.00%	0	0
78	REPUBLIKA SLOVENIJA 62 nd ISSUE	0	0	0	0.00%	0.00%	0	0
79	REPUBLIKA SLOVENIJA 64 th ISSUE	0	0	0	0.00%	0.00%	0	0
80	SID BANKA 1 st ISSUE	0	0	0	0.00%	0.00%	0	0
81	SIP STROJNA INDUSTRIJA 1 st ISSUE B SERIES	0	0	0	0.00%	0.00%	0	0
82	STANOVANJSKI SKLAD RS 1 st ISSUE	0	0	0	0.00%	0.00%	0	0
83	STANOVANJSKI SKLAD RS 3 rd ISSUE	0	0	0	0.00%	0.00%	0	0
84	BANKA VIPA 6 th ISSUE	0	0	0	0.00%	0.00%	0	0
85	BANKA VIPA 7 th ISSUE	0	0	0	0.00%	0.00%	0	0
86	ZAVAROVALNICA TRIGLAV 1 st ISSUE	0	0	0	0.00%	0.00%	0	0

FUND MARKET - PLUS MARKET

Issue	Stock trades (in EUR)	Normal trades (in EUR)	Block trades (in EUR)	Share in total turnover	Share in turnover of funds	Volume in pieces	Number of bargains
Total	32,520	32,520	0	0.06%	1.51%	48,256	4
1 INDEKSNI VZAJEMNI SKLAD PB URANIUM INDEX	31,774	31,774	0	0.05%	1.48%	47,456	3
2 INDEKSNI VZAJEMNI SKLAD PB BIOTECH INDEX	746	746	0	0.00%	0.03%	800	1

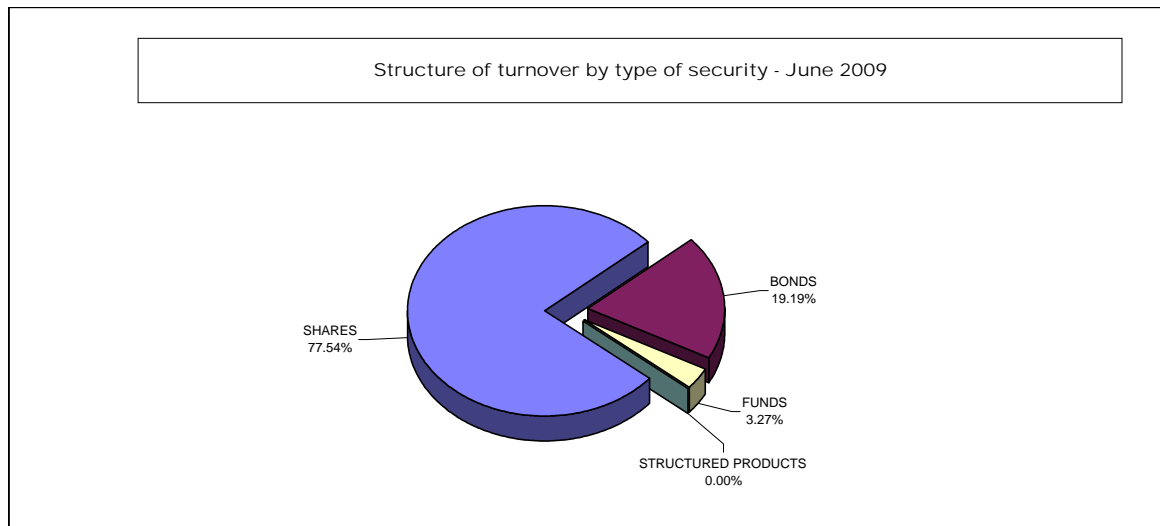
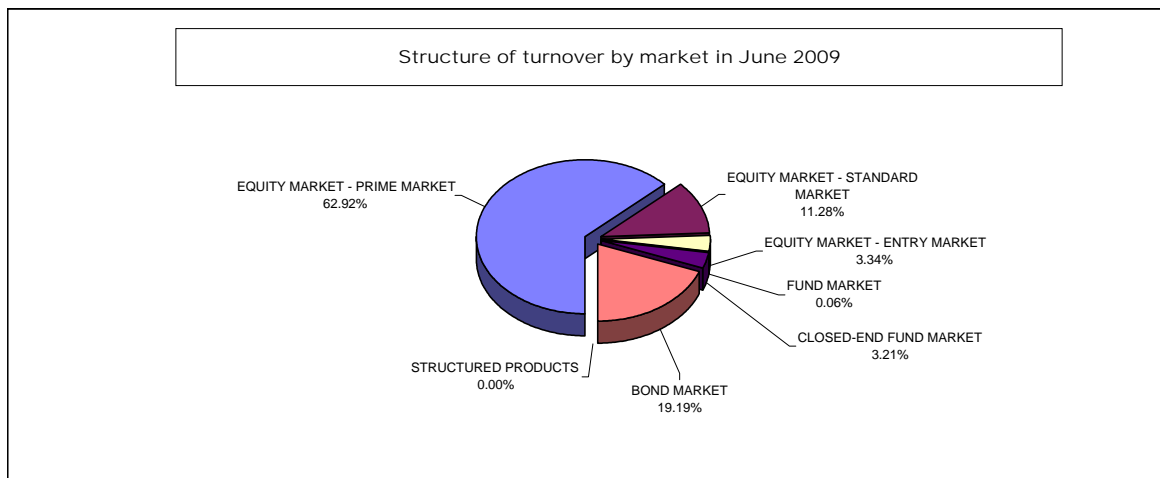
FUND MARKET - GENERAL MARKET

Issue	(in EUR)	(in EUR)	(in EUR)	turnover	turnover of	pieces	bargains
Total	264,245	264,245	0	0.46%	12.27%	218,206	276
1 PROBANKA GLOBALNI NALOŽBENI SKLAD	140,093	140,093	0	0.24%	6.51%	202,575	86
2 INFOND GLOBAL	83,363	83,363	0	0.14%	3.87%	9,537	86
3 MP-BALKAN.SI	19,763	19,763	0	0.03%	0.92%	805	39
4 INFOND DYNAMIC	19,207	19,207	0	0.03%	0.89%	4,843	63
5 MP-EUROSTOCK.SI	1,819	1,819	0	0.00%	0.08%	446	2

CLOSED-END FUND MARKET

Issue	(in EUR)	(in EUR)	(in EUR)	turnover	turnover of	pieces	bargains
Total	1,856,699	1,856,699	0	3.20%	86.22%	1,549,094	1,113
1 NFD 1 DELNIŠKI INVESTICIJSKI SKLAD	1,456,763	1,456,763	0	2.51%	67.65%	1,472,893	483
2 KD ID	228,634	228,634	0	0.39%	10.62%	48,661	323
3 KRONA SENIOR ID	135,601	135,601	0	0.23%	6.30%	21,792	86
4 ZVON ENA ID	35,701	35,701	0	0.06%	1.66%	5,748	221

Shares total	44,805,697	42,320,857	2,484,840	77.19%	100.00%	1,374,432	14,374
Funds total	2,153,464	2,153,464	0	3.71%	100.00%	1,815,556	1,393
Bonds total	11,088,249	5,017,666	6,070,584	19.10%	100.00%	133,576	453
Structured products	0	0	0	0.00%	-	0	0
Total turnover	58,047,409	49,491,986	8,555,424	100.00%	100.00%	3,323,564	16,220



C2) TURNOVER BY SECURITIES IN FIRST HALF-YEAR 2009

EQUITY MARKET - PRIME MARKET

Issue	Stock trades (in EUR)	Normal trades (in EUR)	Block trades (in EUR)	Share in total turnover	Share in turnover of shares	Volume in pieces	Number of bargains
Total	155,239,676	149,382,828	5,856,848	48.40%	73.29%	3,327,509	43,640
1 KRKA	110,138,441	107,115,499	3,022,942	34.34%	52.00%	1,850,069	27,443
2 TELEKOM SLOVENIJE	15,110,372	13,596,466	1,513,906	4.71%	7.13%	105,713	3,168
3 PETROL	7,945,984	7,635,984	310,000	2.48%	3.75%	29,508	2,268
4 MERCATOR	7,277,817	6,267,817	1,010,000	2.27%	3.44%	44,869	1,725
5 GORENJE	6,096,329	6,096,329	0	1.90%	2.88%	603,236	3,778
6 LUKA KOPER	4,518,480	4,518,480	0	1.41%	2.13%	195,702	2,318
7 INTEREUROPA	2,970,251	2,970,251	0	0.93%	1.40%	399,164	2,305
8 NOVA KREDITNA BANKA MARIBOR	1,182,001	1,182,001	0	0.37%	0.56%	99,248	635

EQUITY MARKET - STANDARD MARKET

Issue	Stock trades (in EUR)	Normal trades (in EUR)	Block trades (in EUR)	Share in total turnover	Share in turnover of shares	Volume in pieces	Number of bargains
Total	46,164,647	34,544,034	11,620,613	14.39%	21.79%	2,912,962	14,153
Common shares	46,157,329	34,536,716	11,620,613	14.39%	21.79%	2,912,735	14,146
1 NOVA KREDITNA BANKA MARIBOR	17,416,170	6,604,520	10,811,651	5.43%	8.22%	1,832,945	4,024
2 ZAVAROVALNICA TRIGLAV	7,394,871	7,212,909	181,962	2.31%	3.49%	450,735	2,048
3 SAVA	6,191,185	6,044,185	147,000	1.93%	2.92%	26,033	1,341
4 PIVOVARNA LAŠKO	4,359,908	3,879,908	480,000	1.36%	2.06%	101,087	1,711
5 POZAVAROVALNICA SAVA	3,289,566	3,289,566	0	1.03%	1.55%	271,269	1,086
6 AERODROM LJUBLJANA	2,243,828	2,243,828	0	0.70%	1.06%	78,059	1,580
7 ABANKA	1,599,486	1,599,486	0	0.50%	0.76%	29,270	197
8 ISTRABENZ	1,528,662	1,528,662	0	0.48%	0.72%	91,687	1,587
9 ŽITO	869,677	869,677	0	0.27%	0.41%	11,348	238
10 ETOL	539,149	539,149	0	0.17%	0.25%	3,925	98
11 ISKRA AVTOELEKTRIKA	303,065	303,065	0	0.09%	0.14%	9,031	71
12 SALUS, LJUBLJANA	259,543	259,543	0	0.08%	0.12%	584	103
13 DELO PRODAJA	114,062	114,062	0	0.04%	0.05%	4,189	29
14 TERME ČATEŽ	30,353	30,353	0	0.01%	0.01%	169	10
15 MLINOTEST	9,851	9,851	0	0.00%	0.00%	1,791	11
16 KOMPAS MTS	7,953	7,953	0	0.00%	0.00%	613	12
17 NIKA	0	0	0	0.00%	0.00%	0	0
Preferred shares	7,318	7,318	0	0.00%	0.00%	227	7
1 PROBANKA	7,318	7,318	0	0.00%	0.00%	227	7

EQUITY MARKET - ENTRY MARKET

Issue	Stock trades (in EUR)	Normal trades (in EUR)	Block trades (in EUR)	Share in total turnover	Share in turnover of shares	Volume in pieces	Number of bargains
Total	10,418,866	9,262,092	1,156,773	3.25%	4.92%	2,119,812	12,085
Common shares	9,939,793	9,133,020	806,773	3.10%	4.69%	2,105,483	11,795
1 NFD HOLDING	2,695,872	2,695,872	0	0.84%	1.27%	558,505	2,866
2 MAKSIMA INVEST	1,394,351	1,394,351	0	0.43%	0.66%	297,471	676
3 AKTIVA NALOŽBE	1,284,260	917,517	366,743	0.40%	0.61%	212,309	1,544
4 ZVON ENA HOLDING	911,191	471,161	440,030	0.28%	0.43%	213,938	1,030
5 KD GROUP	768,121	768,121	0	0.24%	0.36%	14,251	1,201
6 ZVON DVA HOLDING	624,035	624,035	0	0.19%	0.29%	391,060	1,097
7 INFOND HOLDING	458,061	458,061	0	0.14%	0.22%	178,037	635
8 HELIOS, DOMŽALE	373,637	373,637	0	0.12%	0.18%	908	188
9 JUTEKS	229,105	229,105	0	0.07%	0.11%	5,968	118
10 CINKARNA CELJE	195,737	195,737	0	0.06%	0.09%	3,858	91
11 MAKSIMA HOLDING	115,112	115,112	0	0.04%	0.05%	29,116	271
12 ZLATA MONETA II	107,620	107,620	0	0.03%	0.05%	46,525	356
13 CETIS	97,000	97,000	0	0.03%	0.05%	1,870	26
14 KD	87,832	87,832	0	0.03%	0.04%	164	19
15 MERCATA	73,333	73,333	0	0.02%	0.03%	14,686	163
16 GEA	64,549	64,549	0	0.02%	0.03%	9,289	23
17 VIPA HOLDING	62,882	62,882	0	0.02%	0.03%	16,602	87
18 CENTER NALOŽBE	59,964	59,964	0	0.02%	0.03%	14,948	368
19 KS NALOŽBE	43,138	43,138	0	0.01%	0.02%	27,869	263
20 HRAM HOLDING	42,974	42,974	0	0.01%	0.02%	17,038	71
21 ALPOS	35,931	35,931	0	0.01%	0.02%	1,239	24
22 MODRA LINIJA HOLDING	25,778	25,778	0	0.01%	0.01%	3,461	59
23 LESNINA	23,213	23,213	0	0.01%	0.01%	12	7
24 ALPETOUR POTOVALNA AGENCIJA	22,133	22,133	0	0.01%	0.01%	1,757	32
25 MEDVEŠEK PUŠNIK	18,073	18,073	0	0.01%	0.01%	1,562	18
26 M1	17,705	17,705	0	0.01%	0.01%	8,047	85
27 SIVENT	17,305	17,305	0	0.01%	0.01%	7,033	149
28 FINETOL	15,305	15,305	0	0.00%	0.01%	91	15
29 TRIGLAV NALOŽBE	14,546	14,546	0	0.00%	0.01%	11,577	134
30 SLOVENIJALES	12,325	12,325	0	0.00%	0.01%	515	8
31 MARINA PORTOROŽ	8,683	8,683	0	0.00%	0.00%	129	8
32 INLES	7,891	7,891	0	0.00%	0.00%	2,830	18
33 PLAMA - PUR	7,720	7,720	0	0.00%	0.00%	618	12
34 GRAND HOTEL UNION	5,183	5,183	0	0.00%	0.00%	471	25
35 JAVOR PIVKA	3,776	3,776	0	0.00%	0.00%	891	19
36 VELANA	3,125	3,125	0	0.00%	0.00%	1,041	6
37 TOSAMA	2,871	2,871	0	0.00%	0.00%	33	1
38 TERME DOBRNA	1,937	1,937	0	0.00%	0.00%	330	9
39 TRDNJAVA HOLDING	1,882	1,882	0	0.00%	0.00%	3,881	21
40 MIP	1,787	1,787	0	0.00%	0.00%	4,046	17
41 MELAMIN	1,628	1,628	0	0.00%	0.00%	88	1
42 D NALOŽBE	820	820	0	0.00%	0.00%	693	16
43 ZDRAVILIŠČE ROGAŠKA	541	541	0	0.00%	0.00%	696	12
44 GORENJSKI TISK	390	390	0	0.00%	0.00%	26	2
45 MEDVEŠEK PUŠNIK DZU	346	346	0	0.00%	0.00%	2	2
46 DATALAB TEHNOLOGIJE	128	128	0	0.00%	0.00%	2	2
47 GORIŠKE OPEKARNE	0	0	0	0.00%	0.00%	0	0
48 ELMO	0	0	0	0.00%	0.00%	0	0
49 INTERTRADE ITA	0	0	0	0.00%	0.00%	0	0
50 JELEN GOSTINSKO PODJETJE	0	0	0	0.00%	0.00%	0	0
51 MKT PRINT	0	0	0	0.00%	0.00%	0	0
52 NAMA	0	0	0	0.00%	0.00%	0	0
53 NIKO	0	0	0	0.00%	0.00%	0	0
54 TEKSTINA	0	0	0	0.00%	0.00%	0	0
55 KOŠAKI TMI	0	0	0	0.00%	0.00%	0	0
56 TRDNJAVA I HOLDING	0	0	0	0.00%	0.00%	0	0
57 SWATY	0	0	0	0.00%	0.00%	0	0
58 ŽELEZARNA RAVNE - MONTER DRAVOGRAD	0	0	0	0.00%	0.00%	0	0
Preferred shares	479,073	129,073	350,000	0.15%	0.23%	14,329	290
1 KD GROUP	478,221	128,221	350,000	0.15%	0.23%	14,304	288
2 PRVA GROUP	835	835	0	0.00%	0.00%	15	1
3 ZDRAVILIŠČE ROGAŠKA	17	17	0	0.00%	0.00%	10	1

BOND MARKET

	Issue	Stock trades (in EUR)	Normal trades (in EUR)	Block trades (in EUR)	Share in total turnover	Share in turnover of bonds	Volume in pieces	Number of bargains
	Total	97,637,983	33,387,231	64,250,752	30.44%	100.00%	1,468,874	2,884
1	SLOVENSKA ODŠKODNINSKA DRUŽBA 2 nd ISSUE	25,314,661	23,080,369	2,234,292	7.89%	11.95%	606,996	2,465
2	REPUBLIKA SLOVENIJA 63 rd ISSUE	11,647,200	9,650	11,637,550	3.63%	5.50%	12,090	15
3	REPUBLIKA SLOVENIJA 61 st ISSUE	10,472,383	209,172	10,263,212	3.27%	4.94%	250,348	5
4	REPUBLIKA SLOVENIJA 59 th ISSUE	9,699,676	189,892	9,509,784	3.02%	4.58%	238,196	11
5	REPUBLIKA SLOVENIJA 64 th ISSUE	6,922,580	0	6,922,580	2.16%	3.27%	6,735	5
6	FACTOR BANKA 15 th ISSUE	4,512,000	250,000	4,262,000	1.41%	2.13%	4,512	15
7	REPUBLIKA SLOVENIJA 60 th ISSUE	3,506,697	1,636	3,505,061	1.09%	1.66%	83,539	5
8	REPUBLIKA SLOVENIJA 18 th ISSUE	3,101,820	1,320	3,100,500	0.97%	1.46%	30,013	3
9	REPUBLIKA SLOVENIJA 65 th ISSUE	2,433,192	1,426,192	1,007,000	0.76%	1.15%	2,413	18
10	POSLOVNI SISTEM MERCATOR	2,212,738	435,938	1,776,800	0.69%	1.04%	22,650	11
11	REPUBLIKA SLOVENIJA 21 st ISSUE	2,210,675	1,796,126	414,548	0.69%	1.04%	95,697	86
12	NLB 11 th ISSUE	1,831,514	24,956	1,806,558	0.57%	0.86%	1,819	7
13	DARS	1,792,444	1,033,894	758,550	0.56%	0.85%	4,193	10
14	REPUBLIKA SLOVENIJA 29 th ISSUE	1,754,476	192,976	1,561,500	0.55%	0.83%	16,876	9
15	PROBANKA 10 th ISSUE	1,046,603	91,403	955,200	0.33%	0.49%	1,053	6
16	ABANKA VIPA 9 th ISSUE	979,632	16,632	963,000	0.31%	0.46%	10,172	4
17	REPUBLIKA SLOVENIJA 38 th ISSUE	973,236	153,836	819,400	0.30%	0.46%	9,071	17
18	ABANKA VIPA 7 th ISSUE	904,258	904,258	0	0.28%	0.43%	9,137	6
19	ABANKA VIPA 12 th ISSUE	857,976	40,068	817,908	0.27%	0.41%	21,002	10
20	ABANKA VIPA 8 th ISSUE	794,000	0	794,000	0.25%	0.37%	8,000	1
21	DEOS 1 st ISSUE	586,132	164,126	422,006	0.18%	0.28%	6,760	7
22	BANKA CELJE 8 th ISSUE	457,155	241,555	215,600	0.14%	0.22%	4,670	6
23	FACTOR BANKA 19 th ISSUE	418,251	418,251	0	0.13%	0.20%	417	3
24	NLB 15 th ISSUE	407,794	202,592	205,202	0.13%	0.19%	980	13
25	BANKA ZASAVJE 3 rd ISSUE	298,500	0	298,500	0.09%	0.14%	300	1
26	POŠTNA BANKA SLOVENIJE 7 th ISSUE	286,626	286,626	0	0.09%	0.14%	725	6
27	NLB 17 th ISSUE	275,791	275,791	0	0.09%	0.13%	676	12
28	PROBANKA 9 th ZDAJA	275,510	275,510	0	0.09%	0.13%	3,415	7
29	REPUBLIKA SLOVENIJA 26 th ISSUE	273,034	273,034	0	0.09%	0.13%	2,623	6
30	FACTOR BANKA 16 th ISSUE	244,800	244,800	0	0.08%	0.12%	24	2
31	REPUBLIKA SLOVENIJA 57 th ISSUE	225,586	225,586	0	0.07%	0.11%	5,196	6
32	SID BANKA 1 st ISSUE	200,000	200,000	0	0.06%	0.09%	2	1
33	REPUBLIKA SLOVENIJA 23 rd ISSUE	110,000	110,000	0	0.03%	0.05%	1,100	3
34	BANKA CELJE 10 th ISSUE	96,729	96,729	0	0.03%	0.05%	1,112	4
35	NLB 16 th ISSUE	83,458	83,458	0	0.03%	0.04%	200	1
36	PROBANKA 7 th ISSUE	82,792	82,792	0	0.03%	0.04%	828	4
37	REPUBLIKA SLOVENIJA 53 rd ISSUE	79,495	79,495	0	0.02%	0.04%	786	9
38	FACTOR BANKA 20 th ISSUE	59,758	59,758	0	0.02%	0.03%	64	5
39	FACTOR BANKA 21 st ISSUE	48,482	48,482	0	0.02%	0.02%	52	6
40	BANKA CELJE 9 th ISSUE	37,749	37,749	0	0.01%	0.02%	93	9
41	DELO PRODAJA 1 st ISSUE	23,460	23,460	0	0.01%	0.01%	3,292	18
42	POTEZA SKUPINA 1 st ISSUE	20,000	20,000	0	0.01%	0.01%	20	3
43	REPUBLIKA SLOVENIJA 50 th ISSUE	17,461	17,461	0	0.01%	0.01%	172	5
44	ABANKA VIPA 10 th ISSUE	17,188	17,188	0	0.01%	0.01%	18	8
45	REPUBLIKA SLOVENIJA 49 th ISSUE	9,402	9,402	0	0.00%	0.00%	25	6
46	REPUBLIKA SLOVENIJA 48 th ISSUE	8,263	8,263	0	0.00%	0.00%	83	4
47	REPUBLIKA SLOVENIJA 62 nd ISSUE	6,759	6,759	0	0.00%	0.00%	173	5
48	REPUBLIKA SLOVENIJA 32 nd ISSUE	6,282	6,282	0	0.00%	0.00%	62	6
49	REPUBLIKA SLOVENIJA 54 th ISSUE	5,502	5,502	0	0.00%	0.00%	128	3
50	CIMOS 1 st ISSUE	5,140	5,140	0	0.00%	0.00%	50	1
51	REPUBLIKA SLOVENIJA 56 th ISSUE	830	830	0	0.00%	0.00%	20	1
52	FACTOR BANKA 12 th ISSUE	813	813	0	0.00%	0.00%	200	1
53	STANOVANJSKI SKLAD RS 1 st ISSUE	769	769	0	0.00%	0.00%	80	1
54	REPUBLIKA SLOVENIJA 44 th ISSUE	665	665	0	0.00%	0.00%	15	1
55	BANKA VIPA 7 th ISSUE	49	49	0	0.00%	0.00%	1	1
56	ABANKA VIPA 6 th ISSUE	0	0	0	0.00%	0.00%	0	0
57	ABANKA VIPA 11 th ISSUE	0	0	0	0.00%	0.00%	0	0
58	BANKA CELJE 11 th ISSUE	0	0	0	0.00%	0.00%	0	0
59	BANKA CELJE 7 th ISSUE	0	0	0	0.00%	0.00%	0	0
60	BANKA DOMŽALE 1 st ISSUE	0	0	0	0.00%	0.00%	0	0
61	DROGA KOLINSKA 1 st ISSUE	0	0	0	0.00%	0.00%	0	0
62	DARS 2 nd ISSUE	0	0	0	0.00%	0.00%	0	0
63	DARS 3 rd ISSUE	0	0	0	0.00%	0.00%	0	0
64	FACTOR BANKA 6 th ISSUE	0	0	0	0.00%	0.00%	0	0
65	FACTOR BANKA 9 th ISSUE	0	0	0	0.00%	0.00%	0	0
66	FACTOR BANKA 11 th ISSUE	0	0	0	0.00%	0.00%	0	0
67	FACTOR BANKA 14 th ISSUE	0	0	0	0.00%	0.00%	0	0
68	FACTOR BANKA 17 th ISSUE	0	0	0	0.00%	0.00%	0	0
69	FMR	0	0	0	0.00%	0.00%	0	0
70	HOTELI BERNARDIN 1 st ISSUE	0	0	0	0.00%	0.00%	0	0

71	KB1909 1 st ISSUE	0	0	0	0.00%	0.00%	0	0
72	NOVA KBM 5 th ISSUE	0	0	0	0.00%	0.00%	0	0
73	NOVA KBM 7 th ISSUE	0	0	0	0.00%	0.00%	0	0
74	NOVA KBM 8 th ISSUE	0	0	0	0.00%	0.00%	0	0
75	KD HOLDING 1 st ISSUE	0	0	0	0.00%	0.00%	0	0
76	KD HOLDING 2 nd ISSUE	0	0	0	0.00%	0.00%	0	0
77	NLB 13 th ISSUE	0	0	0	0.00%	0.00%	0	0
78	NLB 18 th ISSUE	0	0	0	0.00%	0.00%	0	0
79	NLB 19 th ISSUE	0	0	0	0.00%	0.00%	0	0
80	NLB 20 th ISSUE	0	0	0	0.00%	0.00%	0	0
81	NLB 21 st ISSUE	0	0	0	0.00%	0.00%	0	0
82	NLB 22 nd ISSUE	0	0	0	0.00%	0.00%	0	0
83	NLB 23 rd ISSUE	0	0	0	0.00%	0.00%	0	0
84	POŠTNA BANKA SLOVENIJE 6 th ISSUE	0	0	0	0.00%	0.00%	0	0
85	POTEZA NALOŽBE	0	0	0	0.00%	0.00%	0	0
86	PROBANKA 8 th ISSUE	0	0	0	0.00%	0.00%	0	0
87	REPUBLIKA SLOVENIJA 33 rd ISSUE	0	0	0	0.00%	0.00%	0	0
88	SIP STROJNA INDUSTRIJA 1 st ISSUE B SERIES	0	0	0	0.00%	0.00%	0	0
89	STANOVANJSKI SKLAD RS 3 rd ISSUE	0	0	0	0.00%	0.00%	0	0
90	BANKA VIPA 6 th ISSUE	0	0	0	0.00%	0.00%	0	0
91	ZAVAROVALNICA TRIGLAV 1 st ISSUE	0	0	0	0.00%	0.00%	0	0

FUND MARKET - PLUS MARKET

Issue	Stock trades (in EUR)	Normal trades (in EUR)	Block trades (in EUR)	Share in total turnover	Share in turnover of funds	Volume in pieces	Number of bargains
Total	64,766	64,766	0	0.02%	0.58%	100,728	34
1 INDEKSNI VZAJEMNI SKLAD PB URANIUM INDEX	53,513	53,513	0	0.02%	0.03%	88,786	22
2 INDEKSNI VZAJEMNI SKLAD PB BIOTECH INDEX	11,253	11,253	0	0.00%	0.01%	11,942	12

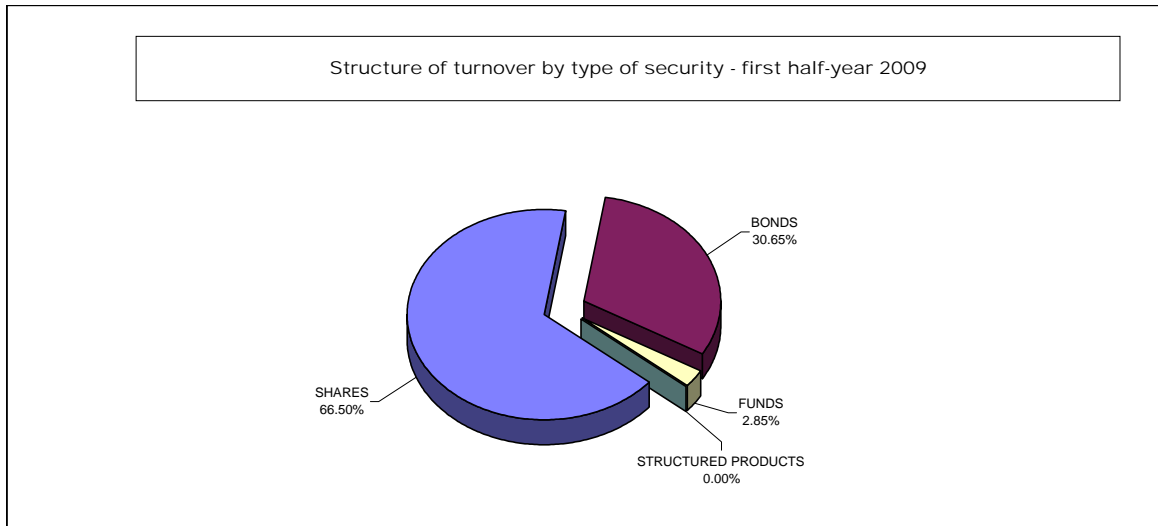
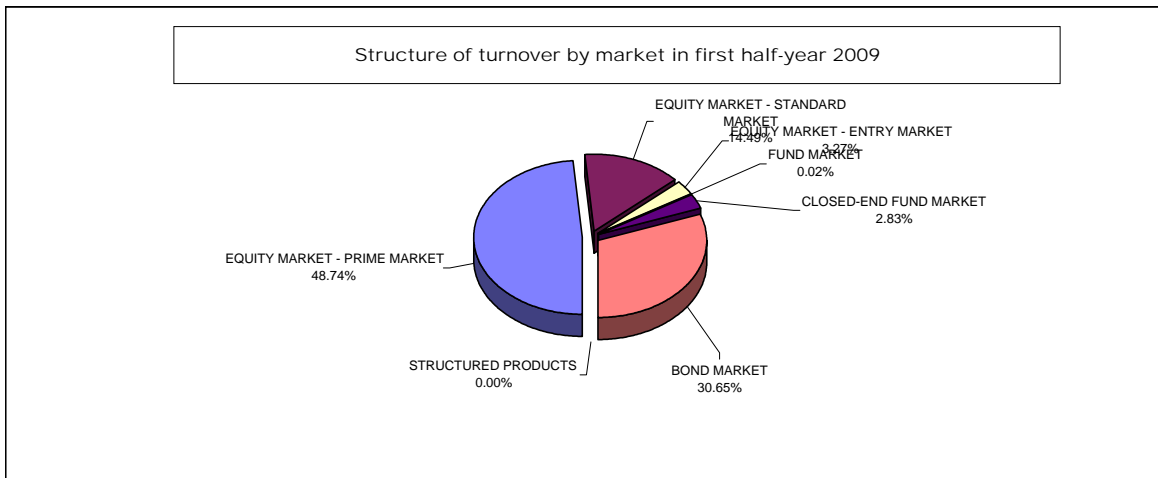
FUND MARKET - GENERAL MARKET

Issue	Stock trades (in EUR)	Normal trades (in EUR)	Block trades (in EUR)	Share in total turnover	Share in turnover of funds	Volume in pieces	Number of bargains
Total	2,189,007	2,189,007	0	0.68%	19.44%	2,065,138	2,028
1 PROBANKA GLOBALNI NALOŽBENI SKLAD	1,255,372	1,255,372	0	0.39%	0.59%	1,946,664	800
2 INFOND GLOBAL	587,838	587,838	0	0.18%	0.28%	71,647	576
3 MP-BALKAN.SI	231,912	231,912	0	0.07%	0.11%	11,078	234
4 INFOND DYNAMIC	98,073	98,073	0	0.03%	0.05%	27,429	388
5 MP-EUROSTOCK.SI	13,673	13,673	0	0.00%	0.01%	3,850	21
6 INDEKSNI VZAJEMNI SKLAD PB URANIUM INDEX	1,921	1,921	0	0.00%	0.00%	4,270	8
7 INDEKSNI VZAJEMNI SKLAD PB BIOTECH INDEX	218	218	0	0.00%	0.00%	200	1

CLOSED-END FUND MARKET

Issue	Stock trades (in EUR)	Normal trades (in EUR)	Block trades (in EUR)	Share in total turnover	Share in turnover of funds	Volume in pieces	Number of bargains
Total	9,009,257	9,009,257	0	2.81%	79.99%	6,637,010	5,616
1 NFD 1 DELNIŠKI I INVESTICIJSKI SKLAD	5,626,570	5,626,570	0	1.75%	2.66%	5,973,874	2,823
2 KRONA SENIOR ID	1,876,339	1,876,339	0	0.59%	0.89%	320,029	718
3 KD ID	1,129,420	1,129,420	0	0.35%	0.53%	282,383	1,412
4 ZVON ENA ID	376,928	376,928	0	0.12%	0.18%	60,724	663

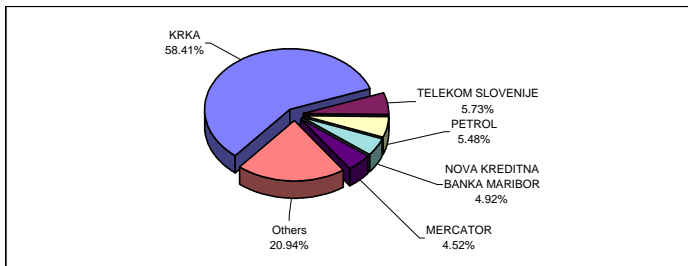
Shares total	211,823,188	193,188,955	18,634,234	66.05%	100.00%	8,360,283	69,878
Funds total	11,263,030	11,263,030	0	3.51%	100.00%	8,802,876	7,678
Bonds total	97,637,983	33,387,231	64,250,752	30.44%	100.00%	1,468,874	2,884
Structured products	0	0	0	0.00%	-	0	0
Total turnover	320,724,201	237,839,216	82,884,985	100.00%	100.00%	18,632,033	80,440



C3) MOST TRADED SECURITIES IN JUNE 2009

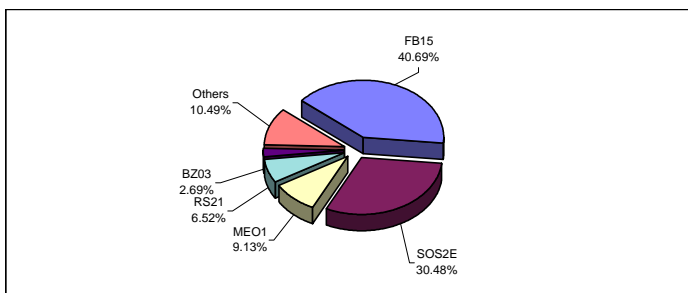
MOST TRADED SHARES

Issuer	Turnover (in 000 EUR) - order book trades only	Number of bargains - order book trades only	Market capitalisation as of 30 Jun 2009 (in EURm)
KRKA	26,171	5,820	2,478
TELEKOM SLOVENIJE	2,566	735	1,101
PETROL	2,455	615	677
NOVA KREDITNA BANKA MARIBOR	2,206	1,155	297
MERCATOR	2,023	425	615
Others	9,384	5,624	4,049
Total	44,806	14,374	9,216



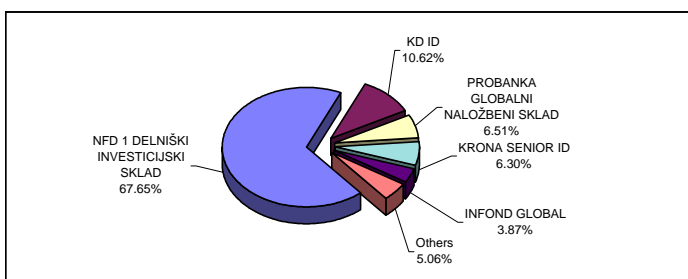
MOST TRADED BONDS

Issuer	Turnover (in 000 EUR) - order book trades only	Number of bargains - order book trades only	Market capitalisation as of 30 Jun 2009 (in EURm)
FACTOR BANKA 15 th ISSUE	4,512	15	9
SLOVENSKA ODŠKODNINSKA DRUŽBA 2 nd ISSUE	3,380	385	636
POSLOVNI SISTEM MERCATOR	1,013	2	37
REPUBLIKA SLOVENIJA 21 st ISSUE	723	9	32
BANKA ZASAVJE 3 rd ISSUE	299	1	5
Others	1,163	41	8,518
Total	11,088	453	9,237



MOST TRADED INVESTMENT FUNDS

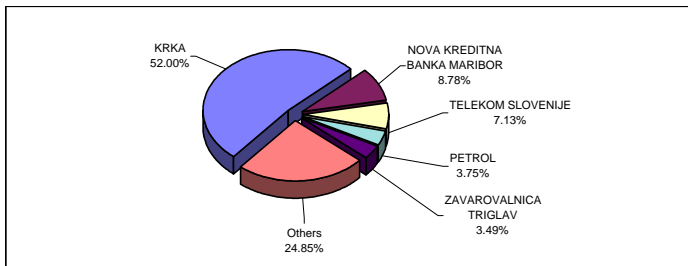
INVESTMENT FUNDS	Turnover (in 000 EUR) - order book trades only	Number of bargains - order book trades only	Market capitalisation as of 30 Jun 2009 (in EURm)
NFD 1 DELNIŠKI INVESTICIJSKI SKLAD	1,457	483	158
KD ID	229	323	43
PROBANKA GLOBALNI NALOŽBENI SKLAD	140	86	45
KRONA SENIOR ID	136	86	42
INFOND GLOBAL	83	86	54
Others	109	329	48
Total	2,153	1,393	391



C4) MOST TRADED SECURITIES IN FIRST HALF-YEAR 2009

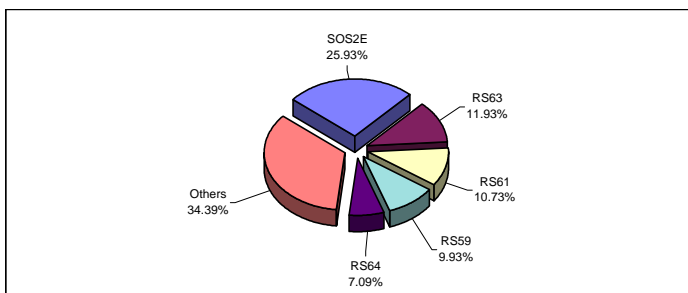
MOST TRADED SHARES

Issuer	Turnover (in 000 EUR) - order book trades only	Number of bargains - order book trades only	Market capitalisation as of 30 Jun 2009 (in EURm)
KRKA	110,138	27,443	2,478
NOVA KREDITNA BANKA MARIBOR	18,598	4,659	297
TELEKOM SLOVENIJE	15,110	3,168	1,101
PETROL	7,946	2,268	677
ZAVAROVALNICA TRIGLAV	7,395	2,048	453
Others	52,635	30,292	4,211
Total	211,823	69,878	9,216



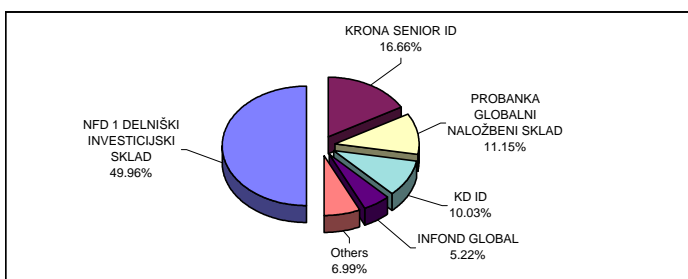
MOST TRADED BONDS

Issuer	Turnover (in 000 EUR) - order book trades only	Number of bargains - order book trades only	Market capitalisation as of 30 Jun 2009 (in EURm)
SLOVENSKA ODŠKODNINSKA DRUŽBA 2. IZDAJA	25,315	2,465	636
REPUBLIKA SLOVENIJA 63. IZDAJA	11,647	15	965
REPUBLIKA SLOVENIJA 61. IZDAJA	10,472	5	330
REPUBLIKA SLOVENIJA 59. IZDAJA	9,700	11	1,068
REPUBLIKA SLOVENIJA 64. IZDAJA	6,923	5	1,000
Others	33,581	383	5,237
Total	97,638	2,884	9,237



MOST TRADED INVESTMENT FUNDS

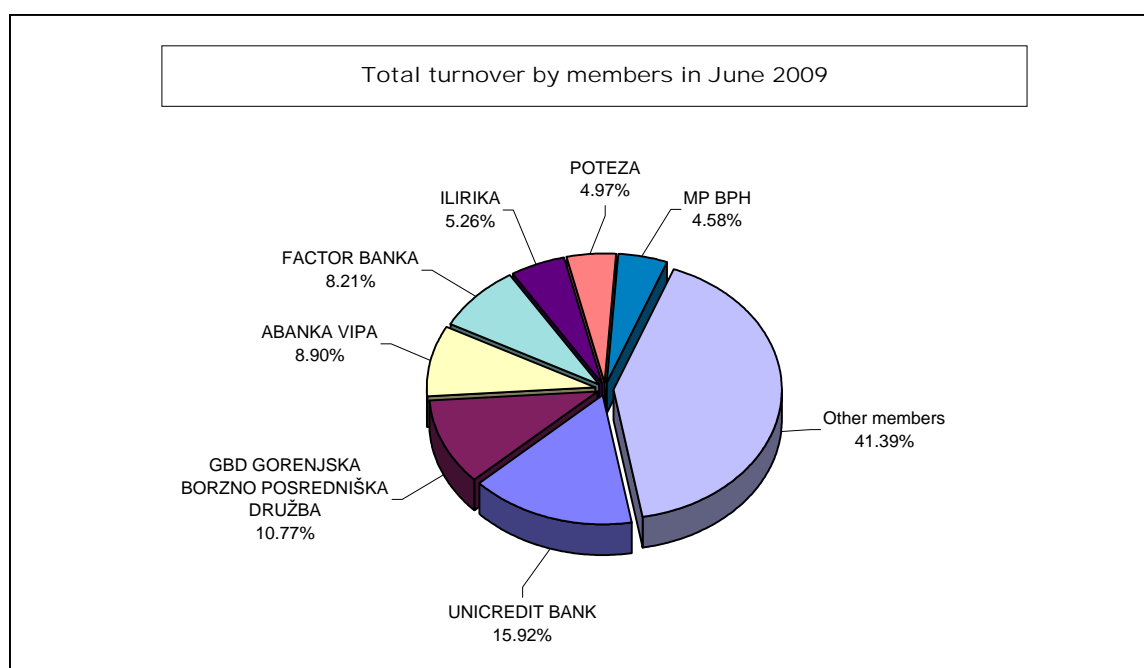
INVESTMENT FUNDS	Turnover (in 000 EUR) - order book trades only	Number of bargains - order book trades only	Market capitalisation as of 30 Jun 2009 (in EURm)
NFD 1 DELNIŠKI INVESTICIJSKI SKLAD	5,627	2,823	158
KRONA SENIOR ID	1,876	718	42
PROBANKA GLOBALNI NALOŽBENI SKLAD	1,255	800	45
KD ID	1,129	1,412	43
INFOND GLOBAL	588	576	54
Others	787	1,349	48
Total	11,263	7,678	391



C5) MONTHLY TURNOVER BY LJSE MEMBERS

TURNOVER BY MEMBERS BY TYPE OF TRADE IN JUNE 2009

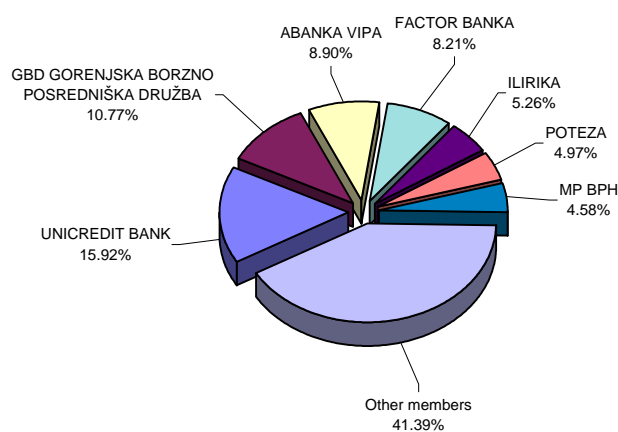
	Member	Normal trades (in EUR)	Block trades (in EUR)	Total via BTS (in EUR)	Share in turnover
1	UNICREDIT BANK	15,588,558	2,889,377	18,477,935	15.92%
2	GBD GORENJSKA BORZNO POSREDNIŠKA DRUŽBA	12,206,322	298,500	12,504,822	10.77%
3	ABANKA VIPA	10,330,484		10,330,484	8.90%
4	FACTOR BANKA	3,268,325	6,261,000	9,529,325	8.21%
5	ILIRIKA	5,721,602	390,000	6,111,602	5.26%
6	POTEZA	5,199,177	568,000	5,767,177	4.97%
7	MP BPH	5,321,368		5,321,368	4.58%
8	CERTIUS BPH	4,982,211		4,982,211	4.29%
9	RAIFFEISEN BANKA	4,907,252		4,907,252	4.23%
10	ARGONOS BPH	4,436,021	350,000	4,786,021	4.12%
11	KD BANKA	4,634,343		4,634,343	3.99%
12	NOVA LJUBLJANSKA BANKA	3,844,220	350,000	4,194,220	3.61%
13	PUBLIKUM	3,233,227	627,000	3,860,227	3.33%
14	PERSPEKTIVA BPD	2,936,172	868,830	3,805,002	3.28%
15	SKB BANKA	1,766,819	1,682,240	3,449,059	2.97%
16	PROBANKA	1,859,298	1,305,000	3,164,298	2.73%
17	HYPO ALPE-ADRIA-BANK	2,341,207	210,000	2,551,207	2.20%
18	PFCI	2,287,872		2,287,872	1.97%
19	NOVA KBM	1,789,288		1,789,288	1.54%
20	GORENJSKA BANKA	102,351	1,310,900	1,413,251	1.22%
21	DEŽELNA BANKA SLOVENIJE	868,049		868,049	0.75%
22	BANKA KOPER	730,534		730,534	0.63%
23	MOJA DELNICA BPH	629,271		629,271	0.54%
	TOTAL	98,983,972	17,110,847	116,094,819	100.00%



TURNOVER BY MEMBERS BY TYPE OF SECURITY IN JUNE 2009

Member	Shares	Bonds	Funds	Total (in EUR)	Share in turnover
1 UNICREDIT BANK	17,343,841	1,071,755	62,339	18,477,935	15.92%
2 GBD GORENJSKA BORZNO POSREDNIŠKA DRUŽBA	9,854,514	1,423,408	1,226,900	12,504,822	10.77%
3 ABANKA VIPA	8,726,736	598,346	1,005,402	10,330,484	8.90%
4 FACTOR BANKA	2,066,636	7,430,051	32,638	9,529,325	8.21%
5 ILIRIKA	5,278,277	707,492	125,832	6,111,602	5.26%
6 POTEZA	4,221,515	1,390,103	155,558	5,767,177	4.97%
7 MP BPH	4,375,862	852,391	93,114	5,321,368	4.58%
8 CERTIUS BPH	3,539,248	832,626	610,337	4,982,211	4.29%
9 RAIFFEISEN BANKA	3,689,075	1,213,693	4,485	4,907,252	4.23%
10 ARGONOS BPH	4,583,136	13,514	189,371	4,786,021	4.12%
11 KD BANKA	4,456,164	72,496	105,684	4,634,343	3.99%
12 NOVA LJUBLJANSKA BANKA	3,652,961	526,539	14,720	4,194,220	3.61%
13 PUBLIKUM	3,248,940	599,124	12,163	3,860,227	3.33%
14 PERSPEKTIVA BPD	3,082,546	700,460	21,995	3,805,002	3.28%
15 SKB BANKA	2,427,953	1,017,322	3,784	3,449,059	2.97%
16 PROBANKA	1,207,621	1,647,843	308,834	3,164,298	2.73%
17 HYPO ALPE-ADRIA-BANK	2,322,353	75,038	153,816	2,551,207	2.20%
18 PFCI	1,774,745	484,763	28,364	2,287,872	1.97%
19 NOVA KBM	1,599,521	137,725	52,042	1,789,288	1.54%
20 GORENJSKA BANKA	94,644	1,316,263	2,345	1,413,251	1.22%
21 DEŽELNA BANKA SLOVENIJE	724,863	63,495	79,691	868,049	0.75%
22 BANKA KOPER	726,028	1,648	2,859	730,534	0.63%
23 MOJA DELNICA BPH	614,214	403	14,654	629,271	0.54%
TOTAL	89,611,393	22,176,498	4,306,928	116,094,819	100.00%

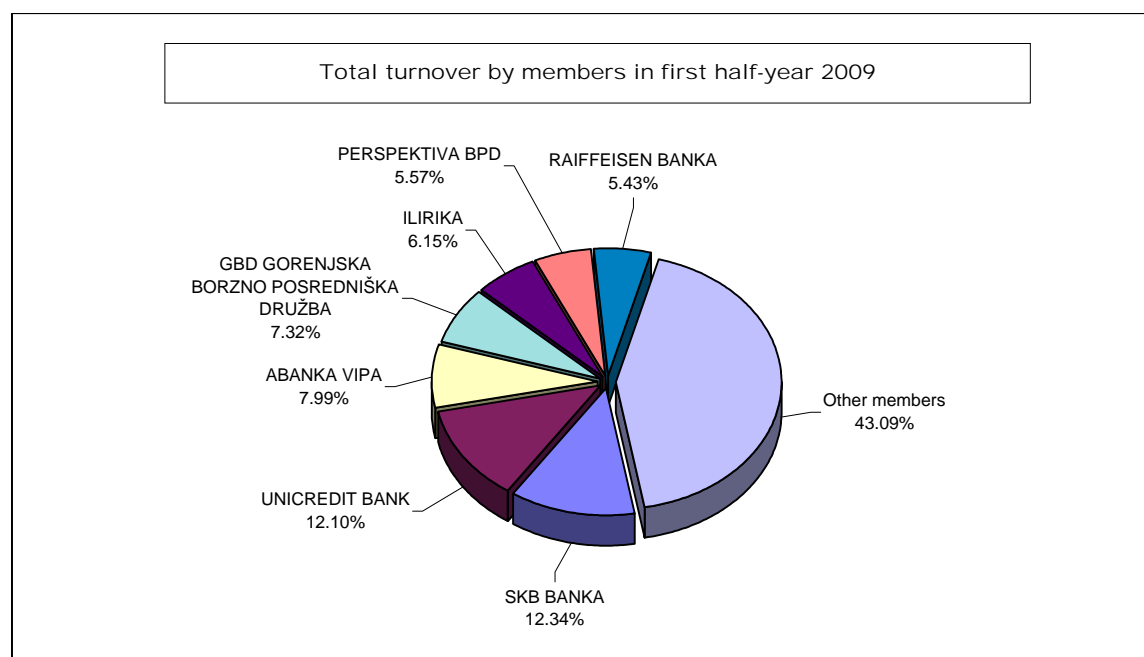
Total turnover by members in June 2009



C6) MONTHLY TURNOVER BY LJSE MEMBERS

TURNOVER BY MEMBERS BY TYPE OF TRADE IN FIRST HALF-YEAR 2009

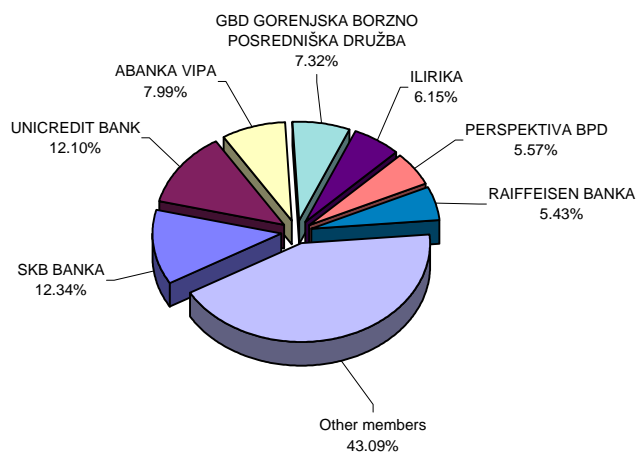
Member	Normal trades (in EUR)	Block trades (in EUR)	Total via BTS (in EUR)	Share in turnover
1 SKB BANKA	14,117,508	65,027,765	79,145,273	12.34%
2 UNICREDIT BANK	71,439,602	6,206,954	77,646,556	12.10%
3 ABANKA VIPA	49,743,916	1,500,796	51,244,712	7.99%
4 GBD GORENJSKA BORZNO POSREDNIŠKA DRUŽBA	46,667,855	298,500	46,966,355	7.32%
5 ILIRIKA	31,877,392	7,597,009	39,474,401	6.15%
6 PERSPEKTIVA BPD	15,700,148	20,033,237	35,733,385	5.57%
7 RAIFFEISEN BANKA	13,220,907	21,623,301	34,844,208	5.43%
8 CERTIUS BPH	26,263,505	3,613,116	29,876,621	4.66%
9 POTEZA	27,510,762	1,412,013	28,922,774	4.51%
10 NOVA LJUBLJANSKA BANKA	22,807,010	2,866,039	25,673,049	4.00%
11 KD BANKA	24,295,027	999,202	25,294,229	3.94%
12 FACTOR BANKA	15,046,982	7,750,324	22,797,306	3.55%
13 ARGONOS BPH	21,247,720	593,930	21,841,650	3.41%
14 PUBLIKUM	15,405,763	6,180,949	21,586,712	3.37%
15 MP BPH	20,125,270		20,125,270	3.14%
16 DEŽELNA BANKA SLOVENIJE	6,015,891	12,837,678	18,853,568	2.94%
17 HYPO ALPE-ADRIA-BANK	13,608,365	665,737	14,274,102	2.23%
18 PROBANKA	12,080,876	2,152,021	14,232,897	2.22%
19 NOVA KBM	9,710,390	3,100,500	12,810,890	2.00%
20 PFCI	11,302,535		11,302,535	1.76%
21 BANKA KOPER	3,396,816		3,396,816	0.53%
22 MOJA DELNICA BPH	2,726,028		2,726,028	0.42%
23 GORENJSKA BANKA	1,368,165	1,310,900	2,679,065	0.42%
TOTAL	475,678,432	165,769,970	641,448,402	100.00%



TURNOVER BY MEMBERS BY TYPE OF SECURITY IN FIRST HALF-YEAR 2009

Member	Shares	Bonds	Funds	Total (in EUR)	Share in turnover
1 SKB BANKA	14,504,451	64,615,011	25,811	79,145,273	12.34%
2 UNICREDIT BANK	71,542,211	5,768,559	335,785	77,646,556	12.10%
3 ABANKA VIPA	38,829,383	8,569,261	3,846,068	51,244,712	7.99%
4 GBD GORENJSKA BORZNO POSREDNIŠKA DRUŽBA	36,217,086	3,457,551	7,291,718	46,966,355	7.32%
5 ILIRIKA	26,731,300	12,045,901	697,200	39,474,401	6.15%
6 PERSPEKTIVA BPD	12,846,775	22,752,015	134,595	35,733,385	5.57%
7 RAIFFEISEN BANKA	33,307,194	1,469,724	67,290	34,844,208	5.43%
8 CERTIUS BPH	19,352,865	8,871,132	1,652,624	29,876,621	4.66%
9 POTEZA	19,839,151	8,176,630	906,993	28,922,774	4.51%
10 NOVA LJUBLJANSKA BANKA	16,120,751	8,697,526	854,771	25,673,049	4.00%
11 KD BANKA	22,589,568	1,833,931	870,730	25,294,229	3.94%
12 FACTOR BANKA	6,621,849	15,103,181	1,072,276	22,797,306	3.55%
13 ARGONOS BPH	19,654,951	856,674	1,330,025	21,841,650	3.41%
14 PUBLIKUM	18,101,265	3,269,367	216,080	21,586,712	3.37%
15 MP BPH	17,023,249	2,605,149	496,872	20,125,270	3.14%
16 DEŽELNA BANKA SLOVENIJE	4,978,706	13,242,944	631,919	18,853,568	2.94%
17 HYPO ALPE-ADRIA-BANK	12,774,315	1,291,952	207,835	14,274,102	2.23%
18 PROBANKA	7,913,875	5,429,594	889,428	14,232,897	2.22%
19 NOVA KBM	7,708,484	4,497,648	604,758	12,810,890	2.00%
20 PFCI	10,033,197	1,014,872	254,466	11,302,535	1.76%
21 BANKA KOPER	3,076,348	253,336	67,132	3,396,816	0.53%
22 MOJA DELNICA BPH	2,634,485	40,756	50,787	2,726,028	0.42%
23 GORENJSKA BANKA	1,244,919	1,413,250	20,896	2,679,065	0.42%
TOTAL	423,646,376	195,275,966	22,526,060	641,448,402	100.00%

Total turnover by members in first half-year 2009



C7) HISTORICAL TURNOVER SERIES

MONTHLY TURNOVER ON OFFICIAL AND SEMI-OFFICIAL MARKET

Year 2008	Number of trading days	Turnover via BTS (in EUR)			Number of trades via BTS	
		per year	average per day	average per trade	per year	average per day
June	20	62,871,847	3,143,592	4,348	14,461	723
July	23	60,709,246	2,639,532	4,274	14,205	618
August	20	39,858,972	1,992,949	3,700	10,774	539
September	22	95,882,452	4,358,293	4,424	21,674	985
October	22	157,079,346	7,139,970	5,518	28,468	1,294
November	20	72,541,168	3,627,058	3,780	19,192	960
December	21	75,645,109	3,602,148	4,728	15,999	762
TOTAL	250	1,285,790,499			249,679	
Average 2008	21	107,149,208	5,129,748	4,907	20,807	998
Year 2009						
January	20	36,389,461	1,819,473	3,049	11,936	597
February	20	53,396,448	2,669,822	4,396	12,146	607
March	22	72,688,384	3,304,017	5,539	13,123	597
April	19	28,542,446	1,502,234	2,930	9,742	513
May	20	71,660,052	3,583,003	4,149	17,273	864
June	21	58,047,409	2,764,162	3,579	16,220	772
TOTAL	122	320,724,200			80,440	
Average 2009	20	53,454,033	2,607,119	3,940	13,407	658

TURNOVER BY SECURITIES ON ALL MARKETS OF LJUBLJANA STOCK EXCHANGE IN YEARS 1998 - 2008

Total turnover and number of bargains

Year	Number of trading days	Turnover via BTS (in EUR)			Number of trades via BTS	
		per year	average per day	average per trade	per year	average per day
2009	122	320,724,200	2,607,119	3,940	80,440	658
2008	250	1,285,790,499	5,129,748	4,907	249,679	998
2007	246	2,226,900,747	9,052,442	4,903	454,188	1,846
2006	247	996,477,198	4,034,321	4,353	228,941	927
2005	250	579,204,722	2,316,819	2,263	255,908	1,024
2004	255	837,861,029	3,285,730	2,382	351,760	1,379
2003	249	700,844,661	2,814,637	2,058	340,582	1,368
2002	247	1,156,611,591	4,682,638	2,563	451,250	1,827
2001	247	707,615,828	2,864,841	2,221	318,645	1,290
2000	249	1,174,224,149	4,715,760	2,971	395,284	1,587
1999	254	1,397,785,135	5,503,091	3,134	445,966	1,756
1998	252	2,259,292,124	8,965,445	9,531	237,049	941

MONTHLY TURNOVER WITH REGULAR TRADES

Year 2008	Number of	Turnover (in EUR)		average	Number of trades	
Month	trading days	per month	average per day	per trade	per month	average per day
June	20	54,930,016	2,746,501	3,801	14,452	723
July	23	52,624,494	2,288,021	3,707	14,195	617
August	20	33,433,573	1,671,679	3,108	10,756	538
September	22	87,042,131	3,956,461	4,021	21,649	984
October	22	104,652,212	4,756,919	3,680	28,440	1,293
November	20	62,382,497	3,119,125	3,253	19,175	959
December	21	58,690,822	2,794,801	3,673	15,981	761
TOTAL	250	1,066,995,041			249,462	
Average 2008	21	88,916,253	4,268,910	4,098	20,789	997
Year 2009						
January	20	32,612,545	1,630,627	2,734	11,928	596
February	20	32,299,265	1,614,963	2,664	12,125	606
March	22	40,712,928	1,850,588	3,109	13,094	595
April	19	25,058,554	1,318,871	2,575	9,732	512
May	20	57,663,938	2,883,197	3,341	17,258	863
June	21	49,491,986	2,356,761	3,055	16,198	771
TOTAL	122	237,839,216			80,335	
Average 2009	20	39,639,869	1,942,501	2,913	13,389	657

MONTHLY TURNOVER WITH BLOCK TRADES

Year 2008	Number of	Turnover (in EUR)		average	Number of trades	
Month	trading days	per month	average per day	per trade	per month	average per day
June	20	7,941,831	397,092	882,426	9	0
July	23	8,084,752	351,511	808,475	10	0
August	20	6,425,399	321,270	356,967	18	1
September	22	8,840,321	401,833	353,613	25	1
October	22	52,427,134	2,383,052	1,872,398	28	1
November	20	10,158,671	507,934	597,569	17	1
December	21	16,954,287	807,347	941,905	18	1
TOTAL	250	218,795,458			217	
Average 2008	21	18,232,955	860,838	915,303	18	1
Year 2009						
January	20	3,776,916	188,846	472,115	8	0
February	20	21,097,182	1,054,859	1,004,628	21	1
March	22	31,975,456	1,453,430	1,102,602	29	1
April	19	3,483,893	183,363	348,389	10	1
May	20	13,996,114	699,806	933,074	15	1
June	21	8,555,424	407,401	388,883	22	1
TOTAL	122	82,884,984			105	
Average 2009	20	13,814,164	664,617	708,282	18	1

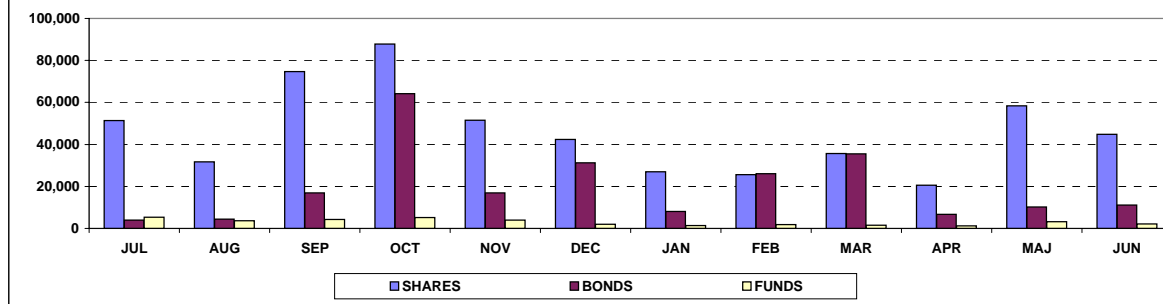
MONTHLY TURNOVER VIA BTS BY MARKETS ON LJUBLJANA STOCK EXCHANGE (In EUR)

	Equity market			Bond market	Fund market			TOTAL	MoM Index
	Prime market	Standard market	Entry market		Plus market	General market	Closed-end fund market		
YEAR 2008									
June	27,321,869	12,341,195	4,945,353	13,758,477		450,444	4,054,509	62,871,847	87
July	33,336,260	14,076,854	3,958,377	3,954,637		424,843	4,958,275	60,709,246	97
August	22,056,966	6,975,976	2,715,545	4,473,610		456,255	3,180,620	39,858,972	66
September	53,305,356	16,293,031	5,071,802	16,924,058		750,882	3,537,323	95,882,452	241
October	69,753,204	15,115,415	2,893,899	64,114,981		1,199,088	4,002,759	157,079,346	164
November	40,698,597	8,670,452	2,196,388	16,954,378		1,480,558	2,540,794	72,541,168	46
December	30,153,924	9,728,530	2,483,745	31,288,127		610,503	1,380,279	75,645,108	104
Total 2008	681,451,218	215,058,215	56,068,629	256,999,619	15,076,422	15,076,422	61,136,395	1,285,790,497	
YEAR 2009									
January	20,618,948	5,316,230	1,042,305	8,066,537		397,382	948,059	36,389,461	48
February	19,758,334	3,944,519	1,838,912	26,068,826		398,526	1,387,330	53,396,447	147
March	22,813,419	10,782,320	2,017,421	35,564,622	13,108	419,022	1,078,471	72,688,383	136
April	14,718,689	4,037,912	1,805,668	6,701,914	14,740	374,851	888,672	28,542,446	39
May	40,974,116	15,566,044	1,782,653	10,147,834	4,398	334,980	2,850,026	71,660,052	251
June	36,356,169	6,517,622	1,931,906	11,088,249	32,520	264,245	1,856,699	58,047,409	81
Total 2009	155,239,675	46,164,647	10,418,865	97,637,982	64,766	2,189,007	9,009,257	320,724,199	

MONTHLY TURNOVER BY SECURITIES ON LJUBLJANA STOCK EXCHANGE (In EUR)

	Shares	Bonds	Funds	TOTAL	MoM Index
YEAR 2008					
June	44,608,417	13,758,477	4,504,953	62,871,847	87
July	51,371,491	3,954,637	5,383,118	60,709,246	97
August	31,748,488	4,473,610	3,636,874	39,858,972	66
September	74,670,189	16,924,058	4,288,205	95,882,452	241
October	87,762,518	64,114,981	5,201,847	157,079,346	164
November	51,565,437	16,954,378	4,021,352	72,541,168	46
December	42,366,199	31,288,127	1,990,782	75,645,108	104
Total 2008	952,578,061	256,999,619	30,152,843	1,239,730,524	
YEAR 2009					
January	26,977,483	8,066,537	1,345,441	36,389,461	48
February	25,541,765	26,068,826	1,785,856	53,396,447	147
March	35,613,160	35,564,622	1,510,601	72,688,383	136
April	20,562,269	6,701,914	1,278,263	28,542,446	39
May	58,322,814	10,147,834	3,189,404	71,660,052	251
June	44,805,697	11,088,249	2,153,464	58,047,409	81
Total 2009	211,823,188	97,637,982	11,263,030	320,724,199	

Monthly turnover by markets on Ljubljana Stock Exchange (in 000 EUR)



D) MARKET CAPITALISATION

	30 Jun 2008	31 Dec 2008	31 May 2009	30 Jun 2009	Index 30 Jun 2009 / 31 May 2009	Index 30 Jun 2009 / 31 Dec 2008	Index 30 Jun 2009 / 30 Jun 2008	Share
EQUITY MARKET	14,537,419,595	8,468,424,538	8,948,162,803	9,215,749,691	103	109	63	48.91%
PRIME MARKET	8,427,016,472	4,151,217,570	5,215,651,951	5,709,943,154	109	138	68	30.30%
STANDARD MARKET	3,614,507,377	2,589,281,938	2,482,321,066	2,284,364,892	92	88	63	12.12%
ENTRY MARKET	2,495,895,746	1,727,925,030	1,250,189,786	1,221,441,645	98	71	49	6.48%
Banks	669,476,717	712,160,401	686,799,774	741,245,903	108	104	111	8.04%
Companies	13,614,405,864	7,302,124,936	7,725,923,776	7,887,682,094	102	108	58	85.59%
Insurance companies	253,537,015	454,139,201	535,439,252	586,821,694	110			6.37%
BOND MARKET	6,310,535,165	6,795,363,049	9,243,480,845	9,236,772,032	100	136	146	49.02%
State	5,000,881,504	5,040,810,582	7,862,645,214	7,858,405,816	100	156	157	85.08%
Banks	907,924,331	1,348,781,640	956,426,146	955,136,956	100	71	105	10.34%
Companies	369,119,329	373,160,828	391,799,485	390,619,260	100	105	106	4.23%
Insurance companies	32,610,000	32,610,000	32,610,000	32,610,000	100	100	100	0.35%
FUND MARKET	109,347,669	129,751,984	134,453,631	133,139,645	99	103	122	0.71%
PLUS MARKET			608,787	629,661				0.47%
GENERAL MARKET	109,347,669	129,751,984	133,844,844	132,509,984	99	102	121	99.53%
CLOSED-END FUND MARKET	713,107,143	223,951,283	248,951,014	257,483,065	103	115	36	1.37%
TOTAL	21,670,409,572	15,617,490,855	18,575,048,293	18,843,144,433	101	121	87	100.00%

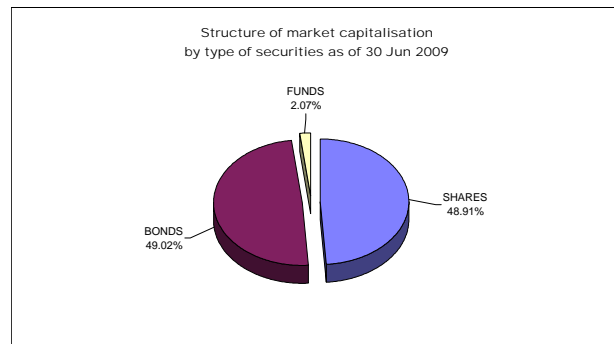
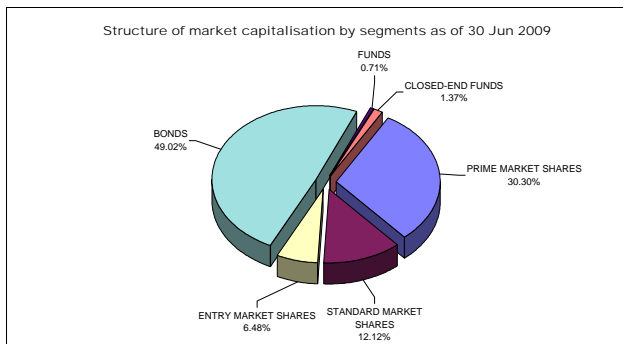
SHARES	14,537,419,595	8,468,424,538	8,948,162,803	9,215,749,691	103	109	62	-
---------------	-----------------------	----------------------	----------------------	----------------------	------------	------------	-----------	----------

BONDS	6,310,535,165	6,795,363,049	9,243,480,845	9,236,772,032	100	136	146	-
--------------	----------------------	----------------------	----------------------	----------------------	------------	------------	------------	----------

FUNDS	822,454,812	353,703,267	383,404,645	390,622,710	102	110	47	-
--------------	--------------------	--------------------	--------------------	--------------------	------------	------------	-----------	----------

On 30 Jun 2009, the total market capitalisation of all shares traded, without investment funds, on the Ljubljana Stock Exchange corresponded to 25.1 % of GDP in 2008Q2-2009Q1 - EUR 36,650 million (as reported by Statistical office of the Republic of Slovenia).

EUR=1,5746 USD as of 30 Jun 2008 | EUR=1,3917 USD as of 31 Dec 2008 | EUR=1,4098 USD as of 31 May 2009 | EUR=1,4134 USD as of 30 Jun 2009



MARKET CAPITALISATION OF SHARES - PRIME MARKET

Issue	Number of shares traded	Number of issued shares	Share of traded shares	Price as of 30 Jun 2009	Market capitalisation as of 30 Jun 2009 (in EUR)	Market capitalisation as of 30 Jun 2009 (in USD)
1 KRKA	35,426,120	35,426,120	100.00%	69.94 EUR	2,477,702,833	3,501,985,184
2 TELEKOM SLOVENIJE	6,535,478	6,535,478	100.00%	168.48 EUR	1,101,097,333	1,556,290,971
3 PETROL	2,086,301	2,086,301	100.00%	324.41 EUR	676,816,907	956,613,017
4 MERCATOR	3,765,361	3,765,361	100.00%	163.21 EUR	614,544,569	868,597,294
5 LUKA KOPER	14,000,000	14,000,000	100.00%	24.42 EUR	341,880,000	483,213,192
6 NOVA KREDITNA BANKA MARIBOR	26,081,979	26,081,979	100.00%	11.38 EUR	296,812,921	419,515,383
7 GORENJE	14,030,000	14,030,000	100.00%	10.39 EUR	145,771,700	206,033,721
8 INTEREUROPA	7,902,413	7,902,413	100.00%	7.00 EUR	55,316,891	78,184,894
TOTAL					5,709,943,154	8,070,433,655

MARKET CAPITALISATION OF SHARES - STANDARD MARKET

Issue	Number of shares traded	Number of issued shares	Share of traded shares	Price as of 30 Jun 2009	Market capitalisation as of 30 Jun 2009 (in EUR)	Market capitalisation as of 30 Jun 2009 (in USD)
COMMON SHARES					2,272,872,192	3,212,477,556
1 SAVA	2,006,987	2,006,987	100.00%	241.01 EUR	483,703,937	683,667,144
2 ZAVAROVALNICA TRIGLAV	22,735,148	22,735,148	100.00%	19.91 EUR	452,656,797	639,785,116
3 ABANKA	7,198,874	7,200,000	99.98%	60.14 EUR	432,940,282	611,917,795
4 PIVOVARNA LAŠKO	8,611,481	8,611,481	100.00%	39.40 EUR	339,292,351	479,555,809
5 POZAVAROVALNICA SAVA	9,362,519	9,362,519	100.00%	14.33 EUR	134,164,897	189,628,666
6 TERME ČATEŽ	497,022	497,022	100.00%	194.00 EUR	96,422,268	136,283,234
7 SALUS, LJUBLJANA	134,980	134,980	100.00%	455.50 EUR	61,483,390	86,900,623
8 AERODROM LJUBLJANA	1,936,229	1,936,229	100.00%	30.56 EUR	59,171,158	83,632,515
9 ISKRA AVTOELEKTRIKA	1,608,313	1,608,313	100.00%	32.50 EUR	52,270,173	73,878,662
10 ISTRABENZ	5,180,000	5,180,000	100.00%	10.00 EUR	51,800,000	73,214,120
11 ETOL	254,619	254,619	100.00%	150.00 EUR	38,192,850	53,981,774
12 ŽITO	355,792	355,792	100.00%	90.00 EUR	32,021,280	45,258,877
13 DELO PRODAJA	593,549	593,549	100.00%	29.00 EUR	17,212,921	24,328,743
14 MLINOTEST	2,389,177	2,389,177	100.00%	5.50 EUR	13,140,474	18,572,745
15 KOMPAS MTS	594,601	594,601	100.00%	9.40 EUR	5,589,249	7,899,845
16 NIKA	189,876	189,876	100.00%	14.80 EUR	2,810,165	3,971,887
PREFERRED SHARES					11,492,700	16,243,782
1 PROBANKA	396,300	400,000	99.08%	29.00 EUR	11,492,700	16,243,782
TOTAL					2,284,364,892	3,228,721,338

EXCHANGE RATE 1 EUR= 1.4134 USD as of 30 Jun 2009

MARKET CAPITALISATION OF SHARES - ENTRY MARKET

	Issue	Number of shares traded	Number of issued shares	Share of traded shares	Price as of 30 Jun 2009	Market capitalisation as of 30 Jun 2009 (in EUR)	Market capitalisation as of 30 Jun 2009 (in USD)
	COMMON SHARES					1,201,436,699	1,698,110,630
1	NFD HOLDING	33,727,196	33,727,196	100.00%	4.95 EUR	166,949,620	235,966,593
2	KD GROUP	2,675,640	2,675,640	100.00%	60.32 EUR	161,394,605	228,115,134
3	KD	186,436	186,436	100.00%	600.00 EUR	111,861,600	158,105,185
4	AKTIVA NALOŽBE	18,214,875	18,214,875	100.00%	5.73 EUR	104,371,234	147,518,302
5	HELIOS, DOMŽALE	278,446	278,446	100.00%	365.00 EUR	101,632,790	143,647,785
6	CINKARNA CELJE	814,626	814,626	100.00%	52.95 EUR	43,134,447	60,966,227
7	MAKSIMA INVEST	9,117,789	9,117,789	100.00%	4.50 EUR	41,030,051	57,991,873
8	FINETOL	254,619	254,619	100.00%	107.00 EUR	27,244,233	38,506,999
9	INFOND HOLDING	16,833,414	16,833,414	100.00%	1.60 EUR	26,933,462	38,067,756
10	ZVON ENA HOLDING	12,431,743	12,431,743	100.00%	2.14 EUR	26,603,930	37,601,995
11	NAMA	953,795	953,795	100.00%	27.54 EUR	26,267,514	37,126,505
12	JUTEKS	641,432	641,432	100.00%	39.00 EUR	25,015,848	35,357,400
13	VIPA HOLDING	7,347,565	7,347,565	100.00%	3.40 EUR	24,981,721	35,309,164
14	SWATY	288,940	288,940	100.00%	80.00 EUR	23,115,200	32,671,024
15	GRAND HOTEL UNION	1,814,613	1,814,613	100.00%	11.38 EUR	20,650,296	29,187,128
16	MARINA PORTOROŽ	313,932	313,932	100.00%	65.00 EUR	20,405,580	28,841,247
17	ZVON DVA HOLDING	14,120,934	14,120,934	100.00%	1.11 EUR	15,674,237	22,153,966
18	MODRA LINJA HOLDING	2,192,411	2,192,411	100.00%	7.00 EUR	15,346,877	21,691,276
19	CENTER NALOŽBE	3,777,004	3,777,004	100.00%	3.99 EUR	15,070,246	21,300,286
20	TRIGLAV NALOŽBE	13,182,366	13,182,366	100.00%	1.10 EUR	14,500,603	20,495,152
21	GORENJSKI TISK	963,349	963,349	100.00%	14.99 EUR	14,440,602	20,410,346
22	MERCATA	2,891,874	2,891,874	100.00%	4.80 EUR	13,880,995	19,619,399
23	CETIS	200,000	200,000	100.00%	57.90 EUR	11,580,000	16,367,172
24	MEDVEŠEK PUŠNIK DZU	75,000	75,000	100.00%	153.90 EUR	11,542,500	16,314,170
25	HRAM HOLDING	4,346,667	4,346,667	100.00%	2.50 EUR	10,866,668	15,358,948
26	ZLATA MONETA II	8,232,861	8,232,861	100.00%	1.30 EUR	10,702,719	15,127,223
27	PLAMA - PUR	686,798	686,798	100.00%	15.00 EUR	10,301,970	14,560,804
28	GEA	1,254,960	1,254,960	100.00%	7.50 EUR	9,412,200	13,303,203
29	MEDVEŠEK PUŠNIK	800,000	800,000	100.00%	11.50 EUR	9,200,000	13,003,280
30	M1	3,932,515	3,932,515	100.00%	2.01 EUR	7,904,355	11,172,016
31	MELAMIN	349,913	349,913	100.00%	18.50 EUR	6,473,391	9,149,490
32	ALPETOUR POTOVALNA AGENCIJA	497,847	497,847	100.00%	13.00 EUR	6,472,011	9,147,540
33	DATALAB TEHNOLOGIJE	106,519	106,519	100.00%	60.00 EUR	6,391,140	9,033,237
34	ŽELEZARNA RAVNE - MONTER DRAVOGRAD	336,225	336,225	100.00%	19.00 EUR	6,388,275	9,029,188
35	SLOVENIJALES	273,377	273,604	99.92%	22.00 EUR	6,014,294	8,500,603
36	JAVOR PIVKA	1,194,700	1,194,700	100.00%	3.90 EUR	4,659,330	6,585,497
37	VELANA	1,409,645	1,409,645	100.00%	3.01 EUR	4,243,031	5,997,101
38	ALPOS	144,913	144,913	100.00%	29.00 EUR	4,202,477	5,939,781
39	GORIŠKE OPEKARNE	523,634	523,634	100.00%	8.00 EUR	4,189,072	5,920,834
40	TERME DOBRNA	692,542	692,542	100.00%	6.00 EUR	4,155,252	5,873,033
41	TRDNJAVA I HOLDING	891,750	891,750	100.00%	4.00 EUR	3,567,000	5,041,598
42	SIVENT	1,229,712	1,229,712	100.00%	2.50 EUR	3,074,280	4,345,187
43	INLES	712,410	712,410	100.00%	4.20 EUR	2,992,122	4,229,065
44	INTERTRADE ITA	69,531	69,531	100.00%	40.49 EUR	2,815,310	3,979,159
45	KOŠAKI TMI	43,236	43,236	100.00%	58.00 EUR	2,507,688	3,544,366
46	ELMO	708,000	708,000	100.00%	3.50 EUR	2,478,000	3,502,405
47	MAKSIMA HOLDING	6,399,850	6,399,850	100.00%	0.35 EUR	2,239,948	3,165,942
48	KS NALOŽBE	3,909,878	3,909,878	100.00%	0.49 EUR	1,896,291	2,680,217
49	TEKSTINA	1,127,293	1,127,293	100.00%	1.40 EUR	1,578,210	2,230,642
50	MKT PRINT	103,954	103,954	100.00%	15.00 EUR	1,559,310	2,203,929
51	ZDRAVILIŠČE ROGAŠKA	901,581	961,898	93.73%	0.68 EUR	613,075	866,520
52	TRDNJAVA HOLDING	2,593,123	2,593,123	100.00%	0.220 EUR	575,673	813,657
53	JELEN GOSTINSKO PODJETJE	67,798	67,798	100.00%	3.340 EUR	226,445	320,058
54	D NALOŽBE	90,810	90,810	100.00%	1.200 EUR	108,972	154,021
	PREFERRED SHARES					20,004,946	28,274,990
1	KD GROUP	266,413	266,413	100.00%	39.400 EUR	10,496,672	14,835,996
2	PRVA GROUP	170,000	170,000	100.00%	55.650 EUR	9,460,500	13,371,471
3	ZDRAVILIŠČE ROGAŠKA	28,102	30,000	93.67%	1.700 EUR	47,773	67,523
	TOTAL					1,221,441,645	1,726,385,620
	EXCHANGE RATE				1 EUR=		1.4134 USD as of 30 Jun 2009

MARKET CAPITALISATION OF BONDS

Izdaja	Number of issued bonds	Price as of 30 Jun 2009	Principal amt. as of 30 Jun 2009	Currency of denomination	Market capitalisation as of 30 Jun 2009 (in EUR)	Market capitalisation as of 30 Jun 2009 (in USD)	
1	REPUBLIKA SLOVENIJA 65 th ISSUE	1,500,000	103.00	1,000.00	EUR	1,545,000.000	2,183,703.000
2	REPUBLIKA SLOVENIJA 59 th ISSUE	25,553,128	100.20	41.73	EUR	1,068,464.696	1,510,168.001
3	REPUBLIKA SLOVENIJA 64 th ISSUE	1,000,000		1,000.00	EUR	1,000,000.000	1,413,400.000
4	REPUBLIKA SLOVENIJA 63 th ISSUE	1,000,000	96.50	1,000.00	EUR	965,000.000	1,363,931.000
5	SLOVENSKA ODŠKODNINSKA DRUŽBA 2 nd ISSUE	15,805,319	101.80	39.55	EUR	636,352.173	899,420.161
6	SID BANKA 1 st ISSUE	5,000	100.00	100,000.00	EUR	500,000.000	706,700.000
7	REPUBLIKA SLOVENIJA 62 nd ISSUE	9,358,736	95.01	41.73	EUR	371,052.105	524,445.045
8	REPUBLIKA SLOVENIJA 60 th ISSUE	8,833,535	100.50	41.73	EUR	370,466.533	523,617.397
9	REPUBLIKA SLOVENIJA 61 st ISSUE	7,880,699	100.25	41.73	EUR	329,683.723	465,974.974
10	REPUBLIKA SLOVENIJA 57 th ISSUE	6,223,274	104.40	41.73	EUR	271,123.902	383,206.523
11	REPUBLIKA SLOVENIJA 33 rd ISSUE	248,716	140.00	511.29	EUR	178,032.405	251,631.001
12	REPUBLIKA SLOVENIJA 53 rd ISSUE	792,909	102.70	100.00	EUR	81,431.754	115,095.642
13	REPUBLIKA SLOVENIJA 54 th ISSUE	1,828,310	103.00	41.73	EUR	78,584.238	111,070.961
14	REPUBLIKA SLOVENIJA 38 th ISSUE	688,470	105.00	100.00	EUR	72,289.350	102,173.767
15	NLB 18 th ISSUE	150,000	100.00	417.29	EUR	62,593.500	88,469.653
16	DARS 2 nd ISSUE	148,000		417.29	EUR	61,758.920	87,290.058
17	DARS	134,300	103.00	417.29	EUR	57,723.308	81,586.124
18	REPUBLIKA SLOVENIJA 29 th ISSUE	550,000	101.00	100.00	EUR	55,550.000	78,514.370
19	REPUBLIKA SLOVENIJA 48 th ISSUE	564,652	98.00	100.00	EUR	55,335.896	78,211.755
20	NLB 15 th ISSUE	131,126	100.50	417.29	EUR	54,991.156	77,724.500
21	NLB 23 rd ISSUE	54,200		1,000.00	EUR	54,200.000	76,606.280
22	NLB 13 th ISSUE	117,335	107.50	417.29	EUR	52,634.926	74,394.205
23	REPUBLIKA SLOVENIJA 26 th ISSUE	499,765	104.50	100.00	EUR	52,225.443	73,815.440
24	BANKA CELJE 11 th ISSUE	50,000		1,000.00	EUR	50,000.000	70,670.000
25	REPUBLIKA SLOVENIJA 50 th ISSUE	485,270	101.50	100.00	EUR	49,254.905	69,616.883
26	REPUBLIKA SLOVENIJA 18 th ISSUE	450,166	101.51	100.00	EUR	45,696.351	64,587.222
27	DARS 3 rd ISSUE	102,000	102.00	417.29	EUR	43,414.852	61,362.551
28	NLB 17 th ISSUE	101,694	97.00	417.29	EUR	41,162.813	58,179.519
29	KD HOLDING 1 st ISSUE	400,000	102.50	100.00	EUR	41,000.000	57,949.400
30	NLB 19 th ISSUE	100,000	98.00	417.29	EUR	40,894.420	57,800.173
31	REPUBLIKA SLOVENIJA 23 rd ISSUE	400,000	100.00	100.00	EUR	40,000.000	56,536.000
32	KD HOLDING 2 nd ISSUE	400,000	97.20	100.00	EUR	38,880.000	54,952.992
33	POSLOVNI SISTEM MERCATOR	365,400	100.00	100.00	EUR	36,540.000	51,645.636
34	ZAVAROVALNICA TRIGLAV 1 st ISSUE	30,000	108.70	1,000.00	EUR	32,610.000	46,090.974
35	NLB 16 th ISSUE	77,557	100.00	417.29	EUR	32,363.761	45,742.939
36	BANKA CELJE 10 th ISSUE	370,000	86.86	100.00	EUR	32,138.200	45,424.132
37	REPUBLIKA SLOVENIJA 21 st ISSUE	1,380,277	95.50	24.20	EUR	31,899.582	45,086.869
38	DELO PRODAJA 1 st ISSUE	4,662,470	65.00	10.00	EUR	30,306.055	42,834.578
39	DROGA KOLINSKA 1 st ISSUE	30,000		1,000.00	EUR	30,000.000	42,402.000
40	NLB 22 nd ISSUE	298,940	100.00	100.00	EUR	29,894.000	42,252.180
41	REPUBLIKA SLOVENIJA 49 th ISSUE	77,979	100.00	380.00	EUR	29,632.020	41,881.897
42	PROBANKA 10 th ISSUE	30,000	97.35	1,000.00	EUR	29,205.000	41,278.347
43	NOVA KBM 8 th ISSUE	70,000	99.50	417.29	EUR	29,064.249	41,079.409
44	NLB 21 st ISSUE	69,500		417.29	EUR	29,001.655	40,990.939
45	NOVA KBM 7 th ISSUE	70,000	98.22	417.29	EUR	28,690.357	40,550.950
46	NLB 11 th ISSUE	26,326	100.01	1,000.00	EUR	26,326.633	37,212.889
47	FACTOR BANKA 17 th ISSUE	25,000		1,000.00	EUR	25,000.000	35,335.000
48	REPUBLIKA SLOVENIJA 32 nd ISSUE	238,655	101.00	100.00	EUR	24,104.155	34,068.813
49	NLB 20 th ISSUE	57,100		417.29	EUR	23,827.259	33,677.448
50	ABANKA VIPA 11 th ISSUE	500,000	99.70	41.73	EUR	20,802.405	29,402.119
51	CIMOS 1 st ISSUE	200,000	102.80	100.00	EUR	20,560.000	29,059.504
52	BANKA CELJE 9 th ISSUE	50,000	98.50	417.29	EUR	20,551.533	29,047.536
53	ABANKA VIPA 10 th ISSUE	21,000	97.30	1,000.00	EUR	20,433.000	28,880.002
54	ABANKA VIPA 12 th ISSUE	500,000	97.50	41.73	EUR	20,343.375	28,753.326
55	PROBANKA 9 th ZDAJJA	250,000	80.00	100.00	EUR	20,000.000	28,268.000
56	ABANKA VIPA 7 th ISSUE	173,000	100.50	100.00	EUR	17,386.500	24,574.079
57	POŠTNA BANKA SLOVENIJE 7 th ISSUE	40,000	95.00	417.29	EUR	15,857.020	22,412.312
58	POTEZA SKUPINA 1 st ISSUE	15,415	100.00	1,000.00	EUR	15,415.000	21,787.561
59	FACTOR BANKA 11 th ISSUE	13,000	103.70	1,000.00	EUR	13,481.000	19,054.045
60	BANKA CELJE 8 th ISSUE	125,000	100.00	100.00	EUR	12,500.000	17,667.500
61	BANKA DOMŽALE 1 st ISSUE	125,000		100.00	EUR	12,500.000	17,667.500
62	FACTOR BANKA 19 th ISSUE	12,155	100.30	1,000.00	EUR	12,191.465	17,231.417
63	FACTOR BANKA 20 th ISSUE	13,090	92.50	1,000.00	EUR	12,108.250	17,113.801
64	PROBANKA 7 th ISSUE	120,000	99.99	100.00	EUR	11,998.800	16,959.104
65	FACTOR BANKA 14 th ISSUE	1,216	98.00	10,000.00	EUR	11,916.800	16,843.205
66	ABANKA VIPA 8 th ISSUE	100,000	101.80	100.00	EUR	10,180.000	14,388.412
67	FACTOR BANKA 12 th ISSUE	2,500,000	97.50	4.17	EUR	10,164.375	14,366.328
68	BANKA CELJE 7 th ISSUE	100,000	100.20	100.00	EUR	10,020.000	14,162.268
69	ABANKA VIPA 9 th ISSUE	100,000	98.10	100.00	EUR	9,810.000	13,865.454
70	PROBANKA 8 th ISSUE	92,000	100.00	100.00	EUR	9,200.000	13,003.280
71	FACTOR BANKA 15 th ISSUE	9,000	100.00	1,000.00	EUR	9,000.000	12,720.600
72	FACTOR BANKA 21 st ISSUE	7,338	92.00	1,000.00	EUR	6,750.960	9,541.807
73	FACTOR BANKA 9 th ISSUE	5,927	99.00	1,000.00	EUR	5,867.730	8,293.450
74	FMR	50,000	103.00	100.00	EUR	5,150.000	7,279.010
75	KB1909 1 st ISSUE	10,000	102.50	500.00	EUR	5,125.000	7,243.675
76	FACTOR BANKA 16 th ISSUE	500	102.00	10,000.00	EUR	5,100.000	7,208.340
77	BANKA ZASAVJE 3 rd ISSUE	5,000	100.53	1,000.00	EUR	5,026.500	7,104.455
78	POTEZA NALOŽBE	100,000	100.60	48.95	EUR	4,924.622	6,960.460
79	DEOS 1 st ISSUE	58,259	100.02	81.86	EUR	4,770.036	6,741.968
80	REPUBLIKA SLOVENIJA 44 th ISSUE	106,483	106.20	41.73	EUR	4,719.035	6,669.884
81	POŠTNA BANKA SLOVENIJE 6 th ISSUE	10,000	104.00	417.29	EUR	4,339.816	6,133.896
82	STANOVANJSKI SKLAD RS 3 rd ISSUE	20,000	105.44	94.34	EUR	1,989.508	2,811.971
83	STANOVANJSKI SKLAD RS 1 st ISSUE	70,965	100.00	7.30	EUR	518.045	732.204
84	BANKA VIPA 7 th ISSUE	10,000	98.00	37.50	EUR	367.500	519.425
85	SIP STROJNA INDUSTRIJA 1 st ISSUE B SERIES	17,250	10.23	10.23	EUR	176.468	249.419
86	BANKA VIPA 6 th ISSUE	10,000	100.00	12.50	EUR	125.000	176.675
TOTAL						9,236,772.032	13,055,253.990

EXCHANGE RATE 1 EUR= 1.4134 USD as of 30 Jun 2009

MARKET CAPITALISATION OF OPEN-END FUNDS - PLUS MARKET

	Mutual fund / ETF	Number of coupons traded	Price as of 30 Jun 2009	Market capitalisation as of 30 Jun 2009 (in EUR)	Market capitalisation as of 30 Jun 2009 (in USD)
1	INDEKSNI VZAJEMNI SKLAD PB URANIUM INDEX	572,359	0.670 EUR	383,481	542,011
2	INDEKSNI VZAJEMNI SKLAD PB BIOTECH INDEX	263,859	0.930 EUR	246,180	347,951
	TOTAL			629,661	889,963

MARKET CAPITALISATION OF OPEN-END FUNDS - GENERAL MARKET

	Mutual fund / ETF	Number of coupons traded	Price as of 30 Jun 2009	Market capitalisation as of 30 Jun 2009 (in EUR)	Market capitalisation as of 30 Jun 2009 (in USD)
1	INFOND GLOBAL	6,342,819	8.57 EUR	54,357,959	76,829,539
2	PROBANKA GLOBALNI NALOŽBENI SKLAD	66,884,466	0.680 EUR	45,481,437	64,283,463
3	INFOND DYNAMIC	5,040,716	3.87 EUR	19,507,571	27,572,001
4	MP-BALKAN.SI	363,962	24.46 EUR	8,902,511	12,582,808
5	MP-EUROSTOCK.SI	1,051,977	4.05 EUR	4,260,507	6,021,800
	TOTAL			133,769,306	189,069,537

MARKET CAPITALISATION OF CLOSE-END FUNDS

	Investment company	Number of shares traded	Price as of 30 Jun 2009	Market capitalisation as of 30 Jun 2009 (in EUR)	Market capitalisation as of 30 Jun 2009 (in USD)
1	NFD 1 DELNIŠKI INVESTICIJSKI SKLAD	160,580,300	0.980 EUR	157,850,435	223,105,805
2	KD ID	9,181,542	4.67 EUR	42,877,801	60,603,484
3	KRONA SENIOR ID	6,895,504	6.13 EUR	42,269,440	59,743,626
4	ZVON ENA ID	2,277,577	6.36 EUR	14,485,390	20,473,650
	TOTAL			257,483,065	363,926,564

EXCHANGE RATE: 1 EUR = 1.4134 USD as of 30 Jun 2009

E) OTHER

E1) INDICATORS AS OF 30 JUN 2009

ISSUE	Price as of 31 May 2009	Total net profit (loss) in 000 EUR in 2008	Earning per share as of 31 Dec 2008	P / E ⁽¹⁾	Dividend for 2007 or 2008	Dividend yield	Book value as of 31 Dec 2008	P / B ⁽¹⁾	Turnover ratio ⁽²⁾
PRIME MARKET SHARES									
Gorenje	10.39 EUR	8,872 EUR	0.66 EUR	15.67			27.19 EUR	0.38	8.16%
Intereuropa	7.00 EUR	3,259 EUR	0.412 EUR	16.97	0.58 EUR	8.29%	20.25 EUR	0.35	5.51%
Krka	69.94 EUR	155,955 EUR	4.61 EUR	15.16	0.91 EUR	1.30%	22.54 EUR	3.10	11.07%
Luka Koper ⁽⁴⁾	24.42 EUR	16,921 EUR	1.21 EUR	20.20	0.55 EUR	2.25%	21.97 EUR	1.11	3.58%
Mercator	163.21 EUR	40,846 EUR	10.99 EUR	14.85	4.25 EUR	2.60%	217.26 EUR	0.75	3.25%
Nova KBM	11.38 EUR	13,614 EUR	0.55 EUR	20.61992262	0.20 EUR	1.76%	13.75 EUR	0.83	8.04%
Petrol ⁽⁵⁾	324.41 EUR	(54,802 EUR)	(26.58 EUR)	(3)	5.90 EUR	1.82%	175.11 EUR	1.85	3.20%
Telekom Slovenije	168.48 EUR	85,818 EUR	13.19 EUR	12.77	12.80 EUR	7.60%	163.21 EUR	1.03	3.33%
PRIME MARKET AVERAGE ⁽⁶⁾				12.77		7.60%		1.03	
Abanka Vipava ⁽⁸⁾	60.14 EUR	20,406 EUR	3.22 EUR	18.68	1.01 EUR	1.68%	46.80 EUR	1.29	0.95%
Aerodrom ⁽⁴⁾	30.56 EUR	11,787 EUR	3.10 EUR	9.84	1.10 EUR	3.60%	30.58 EUR	1.00	7.84%
Delo Prodaja ^{(5) (8)}	29.00 EUR	6,643 EUR	11.846 EUR	2.45	0.70 EUR	2.41%	41.40 EUR	0.70	1.01%
Etol ⁽⁸⁾	150.00 EUR	1,013 EUR	3.98 EUR	37.70	2.00 EUR	1.33%	121.11 EUR	1.24	2.18%
Iskra Avtoelektrika	32.50 EUR	4,196 EUR	2.62 EUR	12.3972625	0.75 EUR	2.31%	29.51 EUR	1.10	1.09%
Istrabenz	10.00 EUR	(226,433 EUR)	(43.72 EUR)	(3)	3.79 EUR	37.90%	10.90 EUR	0.92	2.67%
Kompas MTS	9.40 EUR	308 EUR	0.52 EUR	18.13			76.77 EUR	0.12	0.08%
Milnotest	5.50 EUR	705 EUR	0.30 EUR	18.59514037			10.37 EUR	0.53	0.16%
Nika ⁽⁵⁾	14.80 EUR	(533 EUR)	(2.81 EUR)	(3)			15.17 EUR	0.98	0.63%
Pivovarna Laško	39.40 EUR	3,640 EUR	0.42 EUR	94.65	1.00 EUR	2.54%	31.90 EUR	1.24	1.94%
Pozavarovalnica Sava	14.33 EUR	(8,903 EUR)	(1.13 EUR)	(3)			21.25 EUR	0.67	9.13%
Salus ^{(5) (8)}	455.50 EUR	6,833 EUR	53.85 EUR	8.46	40.00 EUR	8.78%	415.87 EUR	1.10	1.25%
Sava ⁽⁸⁾	241.01 EUR	2,346 EUR	1.17 EUR	205.84	3.10 EUR	1.29%	239.55 EUR	1.01	2.78%
Terme Čatež	194.00 EUR	3,354 EUR	6.79 EUR	28.55	4.35 EUR	2.24%	184.23 EUR	1.05	6.47%
Zavarovalnica Triglav ⁽⁷⁾	19.91 EUR	2,952 EUR	0.17 EUR	114.94	0.25 EUR	1.26%	28.12 EUR	0.71	5.69%
Žito	90.00 EUR	(445 EUR)	(1.26 EUR)	(3)	4.60 EUR	5.11%	188.13 EUR	0.48	4.36%
STANDARD MARKET AVERAGE ⁽⁶⁾				42.07		1.80%		1.01	

Calculated on the basis of last audited consolidated financial statements. Average number of shares traded in last 2 years has been used for the calculations.

(1) P / E = price / earnings per share.

(2) Yearly turnover / average market capitalisation (based on data at the end of current month, before 6 months and before 12 months).

(3) Not applicable.

(4) By Aerodrom Ljubljana P / E is calculated on all shares.

(5) Calculated on the basis of audit consolidated financial statements based on Slovene accounting standards.

(6) Average ratios (illiquid companies excluded):

Average P/E = total market capitalisation of common shares listed (30 Jun 2009) / total net profit of companies listed on prime market or official market (in 2008), adjusted with share of listed securities.

Average div. yield = total dividends, paid by the companies listed in 2007 or 2008, adjusted with share of listed securities / total market capitalisation of common shares on prime market or official market (30 Jun 2009).

Average price / book value = total market capitalisation of common shares listed (30 Jun 2009) / total equity of companies listed on prime market or official market (31 Dec 2008), adjusted with share of listed securities.

(7) Values adjusted according to the share split ratio (1-4).

(8) Confirmed dividends for 2008.

E2) RECORD VALUES

RECORD DAILY TURNOVER IN 2009

26 Feb 2009

	Turnover (in EUR)	Number of bargains	Volume in pieces
Order book trades	2,512,591	588	134,551
Cross trades (excluding block trades)	385,178	56	16,167
Block trades	8,503,374	3	390,765
Total	11,401,143	647	541,483

MAX AND MIN VALUE OF TURNOVER AND INDICES

	In 2009		1989-2008	
Monthly turnover - block trades excluded (in 000 EUR)	72,688.38	March	250,231.98	July 2006
Daily turnover - block trades excluded (in 000 EUR)	11,401.14	13 Mar 2009	42,083.43	10 Dec 2007
Number of bargains per day - block trades excluded	1,183.00	19 May 2009	6,391.00	27 Dec 2002
Value of block trade (in 000 EUR)	5,279.95	13 Mar 2009	75,012.95	23 Nov 2005
Max value of SBI 20 index	4,400.22	12 Jun 2009	12,242.01	31 Aug 2007
Min value of SBI 20 index	3,408.37	10 Mar 2009	891.93	10 Sep 1996
Max value of SBI TOP index	1,076.13	12 Jun 2009	2,674.69	31 Aug 2007
Min value of SBI TOP index	807.93	10 Mar 2009	534.14	8 Jul 2003
Other				
Market capitalisation of shares in EURm	9,215.75	30 Jun 2009	19,806	31 Aug 2007
End of month share in market cap of foreign investors	7.05%	30 Jun 2009	19.68%	31 Dec 2002

E3) NEW LISTED AND DELISTED SECURITIES AND CHANGES IN 2009

NEW LISTED SECURITIES

BOND MARKET

Issuer	Trading code	Nomin. value of issue	Issue	Listing date	First trading day
REPUBLIKA SLOVENIJA	RS64	1,000,000,000 EUR	64 th issue	30 Jan 2009	6 Feb 2009
REPUBLIKA SLOVENIJA	RS65	1,500,000,000 EUR	65 th issue	27 Mar 2009	3 Apr 2009

DELISTED SECURITIES

EQUITY MARKET - ENTRY MARKET

Issuer	Trading code	Type of share	Delisting date
NIKO	NKPG	common	22 Jan 2009
TOSAMA	TODG	common	28 Jan 2009
LESNINA	MILG	common	28 May 2009
MIP	MIPG	common	16 Jun 2009

BOND MARKET

Issuer	Trading code	Issue	Delisting date
NOVA LJUBLJANSKA BANKA	NLB24	24 th issue	24 Apr 2009

EXTENDED LISTING OF SECURITIES

EQUITY MARKET - STANDARD MARKET

Issuer	Trading code	Type of share	Number of shares before extension	Number of shares after extension	Extension date
PROBANKA	PRBP	preferred	396,295	396,300	11 Feb 2009
PIVOVARNA LAŠKO	PILR	common	8,581,972	8,611,481	13 Mar 2009
ABANKA VIPA	ABKN	common	7,197,738	7,198,874	12 May 2009

EQUITY MARKET - ENTRY MARKET

Issuer	Trading code	Type of share	Number of shares before extension	Number of shares after extension	Extension date
MAKSINA INVEST	MKIR	common	7,451,949	9,117,789	20 May 2009

BOND MARKET

Issuer	Trading code	Issue	Number of bonds before reduction	Number of bonds after reduction	Reduction date
DELO PRODAJA	DPR1	1 st issue	200,000	4,662,470	8 Jan 2009
SLOVENSKA IZVOZNA IN RAZVOJNA BANKA	SI01	1 st issue	2,500	5,000	12 Jan 2009

LISTING CHANGES

Issuer	Trading code	Type of security	Exit from market	Entry into market	Transfer date
PB BIOTECH INDEX	PBDBI	index fund	General market	Plus market	4 Mar 2009
PB URANIUM INDEX	PBDUI	index fund	General market	Plus market	4 Mar 2009
NOVA KBM	KBMR	common share	Standard market	Prime market	11 Jun 2009

EXPIRED BONDS

Issuer	Trading code	Issue	Last trading day
HOTELI BERNARDIN	HTB1E	1 st issue	26 Jan 2009
REPUBLIKA SLOVENIJA	RS56	56 th issue	4 Feb 2009
NOVA KBM	KBM5	5 th issue	15 Mar 2009
FACTOR BANKA	FB06	6 th issue	21 Apr 2009
ABANKA VIPA	AB06	6 th issue	15 May 2009

F) LIST OF SECURITIES

F1) EQUITY MARKET

PRIME MARKET

	Issuer	Trading code	First trading day	Nominal value of issue listed	Number of shares traded	Isin code	Sector
1	GORENJE, VELENJE	GRVG	10 Nov 2000 ⁽²⁾	no par value	14,030,000	SI 003110407 6	household appliances
2	INTEREUROPA, KOPER	IEKG	June 1998 free market) 12 Jan 1998	no par value	7,902,413	SI 003110009 0	retail trade
3	LUKA KOPER	LKPG	20 Nov 1996	no par value	14,000,000	SI 003110134 6	transport
4	KRKA TOVARNA ZDRAVIL, NOVO MESTO	KRKG	4 Nov 1997	no par value	35,426,120	SI 003110212 0	pharmaceutical & chemical industry
5	MERCATOR, LJUBLJANA	MELR	22 Dec 1997	no par value	3,765,361	SI 003110008 2	commerce industry, agriculture
6	NOVA KBM	KBMR	10 Dec 2007	no par value	26,081,979	SI 002110405 2	banking
7	PETROL, LJUBLJANA	PETG	5 May 1997	no par value	2,086,301	SI 003110215 3	crude-oil and gas trade
8	TELEKOM SLOVENIJE	TLSG	2 Oct 2006	no par value	6,535,478	SI 0031104290	telecommunication

STANDARD MARKET - COMMON SHARES

	Issuer	Trading code	First trading day	Nominal value of issue listed	Number of shares traded	Isin code	Sector
1	ABANKA VIPA	ABKN	27 Oct 2008	no par value	7,198,874	SI 002110860 8	banking
2	AERODROM, LJUBLJANA	AELG	8 Oct 1997	no par value	1,936,229	SI 003110327 6	airport services
3	DELO PRODAJA	DPRG	12 Feb 2001	no par value	593,549	SI 003110707 9	trade
4	ETOL, CELJE	ETOG	21 Feb 1997	no par value	254,619	SI 003110133 8	essential oils and fragrances production
5	ISKRA AVTOELEKTRIKA	IALG	16 Oct 2006	no par value	1,608,313	SI 003110704 6	production of electrical equipment for machinery and vehicles
6	ISTRABENZ, KOPER	ITBG	16 June 1997	no par value	5,180,000	SI 003110207 0	holding companies management
7	KOMPAS MTS	MTSG	8 Dec 2000	no par value	594,601	SI 003110370 6	catering service, border-crossing and tourist services
8	MLINOTEST, AJDOVŠČINA	MAJG	3 Apr 2000	no par value	2,389,177	SI 003110820 0	food processing industry
9	NIKA, BREŽICE	NIKN	23 June 1992	no par value	189,876	SI 003110079 3	financial consultancy and services
10	PIVOVARNA LAŠKO	PILR	1 Feb 2000	no par value	8,611,481	SI 003110741 8	brewery
11	POZAVAROVALNICA SAVA	POSR	12 Jun 2008	no par value	9,362,519	SI 002111051 3	reinsurance
12	SALUS, LJUBLJANA	SALR	16 Jan 1992	no par value	134,980	SI 003110568 5	full-line pharmaceutical wholesale
13	SAVA, KRANJ	SAVA	6 Jan 2000	no par value	2,006,987	SI 003110845 7	chemicals
14	TERME ČATEŽ	TCRG	26 Aug 1993	no par value	497,022	SI 003110063 7	health resort
15	ZAVAROVALNICA TRIGLAV	ZVTG	9 Sep 2008	no par value	22,735,148	SI 002111165 1	insurance company
16	ŽITO, LJUBLJANA	ZTOG	20 Mar 2000	no par value	355,792	SI 003110844 0	flour, bread, pasta and sweets production

STANDARD MARKET - PREFERRED SHARES

	Issuer	Trading code	First trading day	Nominal value of issue listed	Number of shares traded	Isin code	Sector
1	PROBANKA, MARIBOR	PRBP	30 Mar 1993	no par value	396,300	SI 002120040 5	banking

ENTRY MARKET - COMMON SHARES

	Issuer	Trading code	First trading day	Nominal value of issue listed	Number of shares traded	Isin code	Sector
1	AKTIVA NALOŽBE, LJUBLJANA	ATPG	27 Feb 2004	no par value	18,214,875	SI 002111216 2	holding companies management
2	ALPETOUR POTOVALNA AGENCIJA	APAG	2 Aug 2000	no par value	497,847	SI 003110989 3	passengers transport
3	ALPOS	APOG	10 Apr 2006	no par value	144,913	SI 003111342 4	production of metal goods and equipment
4	CENTER NALOŽBE	IFHR	22 Jul 2004	no par value	3,777,004	SI 002111308 7	holding companies management
5	CETIS, CELJE	CETG	10 Mar 1997	no par value	200,000	SI 003110084 3	paper industry and graphics
6	CINKARNA, CELJE	CICG	6 Mar 1998	no par value	814,626	SI 003110380 5	metallurgic and chemical industry
7	D NALOŽBE	DFNR	31 Mar 2008	no par value	90,810	SI 003111394 5	holding companies management
8	DATALAB	DATR	30 Jun 2008	no par value	106,519	SI 003111451 3	software development
9	ELMO, LJUBLJANA	IELG	22 Feb 2001	no par value	708,000	SI 003111026 3	electrical installations
10	FINETOL	FINR	29 Feb 2008	no par value	254,619	SI 002111396 2	holding companies management
11	GEA TOVARNA OLJA	GSBG	30 June 1996	no par value	1,254,960	SI 003110129 6	oil - producing industry
12	GORENJSKI TISK, KRANJ	GTKG	19 Sep 1996	no par value	963,349	SI 003110119 7	graphics services
13	GORIŠKE OPEKARNE, RENČE	GORG	8 Mar 1999	no par value	523,634	SI 003110499 3	production of different clay brick products
14	GRAND HOTEL UNION	GHUG	5 Jan 2000	no par value	1,814,613	SI 003110865 5	hotel industry
15	HELIOS, DOMŽALE	HDOG	19 Sep 1996	11,694,732 SIT	278,446	SI 003110114 8	intermediary on fuel, mine sector
16	HRAM HOLDING	ST1R	27 Jan 2004	no par value	4,346,667	SI 002111210 5	holding companies management
17	INFOND HOLDING	IFFR	23 Sept 2002	no par value	16,833,414	SI 002111076 0	holding companies management
18	INLES, RIBNICA	IHPG	8 Oct 1999	no par value	712,410	SI 003110745 9	production of furniture mechanical engineering
19	INTERTRADE ITA	INRG	20 Oct 1997	2,920,302 EUR	69,531	SI 003110333 4	representative
20	JAVOR, PIVKA	JPIG	13 Nov 2000	no par value	1,194,700	SI 003110910 9	production of plywood, bound and layer wood, fibre and other slabs
21	JELEN, SLOVENSKE KONJICE	JESG	29 Nov 1999	67,798,000 EUR	67,798	SI 003110430 8	restaurant & hotel capacities
22	JUTEKS, ŽALEC	JTKG	2 Nov 1999	no par value	641,432	SI 003110786 3	floor panel production on various linings
23	KD GROUP	KDHR	5 Feb 2001	no par value	2,675,640	SI 003111046 1	holding companies management
24	KOŠAKI TMI, MARIBOR	TKMG	11 Oct 1999	no par value	43,236	SI 003110424 1	secondary meat industry and production of meat products
25	KS NALOŽBE	KSFR	24 Dec 2007	no par value	3,909,878	SI 002111385 5	holding companies management

26	MARINA, PORTOROŽ	MAPG	19 Sep 1996	no par value	313,932	SI 003110058 7	nautical and hotel industry
27	MAKSIMA HOLDING	MAHR	6 May 2003	no par value	6,399,850	SI 002111151 1	holding companies management
28	MAKSIMA INVEST	MKIR	26 Oct 2004	no par value	9,117,789	SI 002111319 4	holding companies management
29	MEDVESEK PUŠNIK, LJUBLJANA	MPLR	12 Dec 1997	no par value	800,000	SI 002110324 5	financial consulting
30	MEDVESEK PUŠNIK DZU	MDUR	13 Dec 2007	no par value	75,000	SI 002111160 2	holding companies management
31	MELAMIN, KOČEVJE	MKOG	23 Sep 1996	no par value	349,913	SI 003110130 4	chemical industry
32	MERCATA	MR0R	27 Jul 2004	no par value	2,891,874	SI 002111199 0	holding companies management
33	MKT PRINT	MKTG	11 Oct 1999	no par value	103,954	SI 003110094 2	printing, publishing, retail and wholesale
34	MODRA LINJA HOLDING	MLHR	20 Nov 2002	no par value	2,192,411	SI 002111058 8	holding companies management
35	M1	MR1R	4 Aug 2004	no par value	3,932,515	SI 002111311 1	holding companies management
36	NAMA, LJUBLJANA	NALN	30 Apr 2004	no par value	953,795	SI 003110269 0	retail trade and renting of business premises
37	NFD HOLDING	NF2R	10 Dec 2003	no par value	33,727,196	SI 002111200 6	holding companies management
38	PLAMA PUR	POPG	6 Dec 1999	no par value	686,798	SI 003110822 6	production and refashioning of polyuretanic (plastic) foams
39	KD	SKDR	21 Dec 2000	no par value	186,436	SI 003111016 4	holding companies management
40	SIVENT	SING	27 Feb 2008	no par value	1,229,712	SI 002111139 6	venture capital investing
41	SLOVENIJALES, LJUBLJANA	SLLG	8 May 1996	no par value	273,377	SI 003110040 5	commerce, engineering, representation
42	TEKSTINA, AJDOVŠČINA	TEAG	12 Feb 1997	no par value	1,127,293	SI 003110221 1	textile industry
43	TERME DOBRNA	ZDDG	5 July 1999	no par value	692,542	SI 003110539 6	medical services, tourist and hotel trade
44	TRDNJAVA HOLDING	TR0R	31 Mar 2004	no par value	2,593,123	SI 002111219 6	holding companies management
45	TRDNJAVA I HOLDING	TR1R	31 Mar 2004	no par value	891,750	SI 002111220 4	holding companies management
46	TRIGLAV NALOŽBE	TRSG	7 Apr 2004	no par value	13,182,366	SI 002111223 8	holding companies management
47	TUB SWATY, MARIBOR	TUBG	30 Dec 1997	no par value	288,940	SI 003110344 1	production and trade of knife grinders
48	VELANA, LJUBLJANA	VLJG	23 Dec 2002	no par value	1,409,645	SI 003110069 4	non-clothing textile manufacturer
49	VIPA HOLDING	VHDR	5 Nov 2003	no par value	7,347,565	SI 002111131 3	other financial intermediation
50	ZDRAVILIŠČE ROGAŠKA	RGS	11 Feb 1999	901,581,000 EUR	901,581	SI 003110489 4	health resort
51	ZLATA MONETA II finančna družba	ZM2R	13 Nov 2003	no par value	8,232,861	SI 002111198 2	other financial intermediation
52	ZVON ENA HOLDING	ZVHR	30 Oct 2003	no par value	12,431,743	SI 002111177 6	holding companies management
53	ZVON DVA HOLDING	ZV2R	25 Feb 2004	no par value	14,120,934	SI 002111215 4	holding companies management
54	ZELEZARNA RAVNE - MONTER DRAVOGRAD	ZMDG	17 Sep 1999	no par value	336,225	SI 003110696 4	management of investment portfolios of subsidiaries

ENTRY MARKET - PREFERRED SHARES

	Issuer	Trading code	First trading day	Nominal value of issue listed	Number of shares traded	Isin code	Sector
1	KD GROUP	KDHP	18 July 2001	no par value	266,413	SI 003120050 2	holding companies management
2	PRVA GROUP	PPDG	20 Jul 2005	7,140,000 EUR	170,000	SI 002120064 5	pension insurance
3	ZDRAVILIŠČE ROGAŠKA	RGP	11 Feb 1999	56,204,000 EUR	28,102	SI 003120028 8	health resort

F) LIST OF SECURITIES

F2) BOND MARKET

CORPORATE BONDS

	Issuer	Trading code	First trading day	Nominal value of issue traded	Coupon interest rate	Maturity	Sector
1	ABANKA VIPA	AB07	30 Oct 2003	17,300,000 EUR	5.3% p.a.	2003-2010	banking
2	ABANKA VIPA	AB08	16 Oct 2006	10,000,000 EUR	4.9% p.a.	2003-2011	banking
3	ABANKA VIPA	AB09	16 Oct 2006	10,000,000 EUR	4.7% p.a.	2003-2011	banking
4	ABANKA VIPA	AB10	16 Oct 2006	21,000,000 EUR	4.6% p.a.	2004-2011	banking
5	ABANKA VIPA	AB11	30 Jun 2006	20,865,000 EUR	4.0% p.a.	2005-2010	banking
6	ABANKA VIPA	AB12	30 Jun 2006	20,865,000 EUR	3.8% p.a.	2005-2010	banking
7	ABANKA VIPA	VIP6	6 Mar 2000	2,000,000 EUR	5.5% p.a.	1999-2009	banking
8	ABANKA VIPA	VIP7	19 July 2001	2,000,000 EUR	6.2% p.a.	2001-2010	banking
9	BANKA CELJE	BCE9	16 Oct 2006	20,864,500 EUR	3.8% p.a.	2005-2010	banking
10	BANKA CELJE	BCE7	17 Nov 2003	10,000,000 EUR	5.15% p.a.	2003-2010	banking
11	BANKA CELJE	BCE8	26 Oct 2004	12,500,000 EUR	4.9% p.a.	2004-2011	banking
12	BANKA CELJE	BCE10	12 Sep 2007	37,000,000 EUR	5.0% p.a.	2007-2017	banking
13	BANKA CELJE	BCE11	11 Jul 2008	50,000,000 EUR	6m EURIBOR + 200 b.p.	2008-openend	banking
14	BANKA ZASAVJE	BZ03	27 Jul 2004	5,000,000 EUR	4.5% p.a.	2004-2011	banking
15	CIMOS	CIM1	21 Jul 2005	20,000,000 EUR	5.75% p.a.	2004-2011	automobile industry
16	DARS	DRS1	30 Dec 2004	56,042,047 EUR	5.1% p.a.	2004-2024	performing financial engineering, preparatory, organization and policy making of building, maintenance of road network and management of super highways in Republic of Slovenia
17	DARS	DRS2	8 Nov 2005	61,758,920 EUR	4.5% p.a.	2005-2025	performing financial engineering, preparatory, organization and policy making of building, maintenance of road network and management of super highways in Republic of Slovenia
18	DARS	DRS3	3 Feb 2006	42,563,580 EUR	4.0% p.a.	2005-2020	performing financial engineering, preparatory, organization and policy making of building, maintenance of road network and management of super highways in Republic of Slovenia
19	DELO PRODAJA	DPR1	21 Aug 2008	46,624,700 EUR	6m EURIBOR + 0.6%	2008-2018	trade
20	DEOS	DEO1	28 Sep 2005	5,825,900 EUR	6% p.a.	2004-2014	the construction and maintenance of safe homes
21	DROGA KOLINSKA	DRK1	1 Jul 2008	30,000,000 EUR	5.50% p.a.	2007-2010	
22	FACTOR BANKA	FB14	7 Mar 2007	12,160,000 EUR	4.0% p.a.	2006-2012	banking
23	FACTOR BANKA	FB15	4 May 2007	9,000,000 EUR	6m EURIBOR + 1.05% p.a.	2006-2012	banking
24	FACTOR BANKA	FB16	19 Mar 2008	5,000,000 EUR	5.75% p.a.	2007-openend	banking
25	FACTOR BANKA	FB17	2 Oct 2007	25,000,000 EUR	6m EURIBOR + 60 b.p.	2007-2011	banking
26	FACTOR BANKA	FB19	19 Mar 2008	12,155,000 EUR	6m EURIBOR + 95 b.p.	2007-2010	banking
27	FACTOR BANKA	FB09	10 May 2005	5,927,000 EUR	4.8% p.a.	2004-2014	banking
28	FACTOR BANKA	FB11	25 Oct 2005	13,000,000 EUR	1.5% + 6 month EURIBOR	2005-2020	banking
29	FACTOR BANKA	FB12	7 Mar 2006	10,425,000 EUR	3.75% p.a.	2005-2010	banking
30	FACTOR BANKA	FB20	12 Jun 2008	13,090,000 EUR	6m EURIBOR + 160 b.p.	2008-2013	banking
31	FACTOR BANKA	FB21	12 Sep 2008	7,338,000 EUR	6m EURIBOR + 160 b.p.	2008-2013	banking
32	FMR	FMR1	5 May 2005	5,000,000 EUR	4.6% p.a.	2004-2009	holding companies management
33	KB1909	KBG1	10 Oct 2007	10,000,000 EUR	6m EURIBOR + 125 b.p.	2006-2011	financial services and holding companies management
34	KD HOLDING	KDH1	16 Dec 2005	40,000,000 EUR	5.45% p.a.	2005-2015	holding companies management
35	KD HOLDING	KDH2	7 Apr 2006	40,000,000 EUR	4.85% p.a.	205-2015	holding companies management
36	NOVA KBM	KBM7	30 Jun 2005	29,210,300 EUR	4.1% p.a.	2004-2011	banking
37	NOVA KBM	KBM8	30 Jun 2005	29,210,300 EUR	3.9% p.a.	2005-2010	banking
38	NOVA LJUBLJANSKA BANKA	BDM1	19 Sep 2008	12,500,000 EUR	6m EURIBOR + 140 b.p.	2008-2013	banking
39	NOVA LJUBLJANSKA BANKA	NLB15	16 Oct 2006	54,717,569 EUR	4.8% p.a.	2004-2012	banking
40	NOVA LJUBLJANSKA BANKA	NLB11	18 Jun 2003	26,326,000 EUR	5.1% p.a.	2002-2009	banking
41	NOVA LJUBLJANSKA BANKA	NLB13	14 Nov 2003	48,962,722 EUR	7% p.a.	2003-2013	banking
42	NOVA LJUBLJANSKA BANKA	NLB16	30 Jun 2005	32,363,761 EUR	4.0% p.a.	2004-2009	banking
43	NOVA LJUBLJANSKA BANKA	NLB17	30 Jun 2005	42,435,889 EUR	3.85% p.a.	2005-2011	banking
44	NOVA LJUBLJANSKA BANKA	NLB18	29 Dec 2005	62,593,500 EUR	4.15% p.a.	2005-2015	banking
45	NOVA LJUBLJANSKA BANKA	NLB19	29 Dec 2005	41,729,000 EUR	4.0% p.a.	2005-2016	banking
46	NOVA LJUBLJANSKA BANKA	NLB20	25 Aug 2006	23,827,259 EUR	3.75% p.a. first 3 years, then 6m EURIBOR + 30 b.p.	2006-2013	banking
47	NOVA LJUBLJANSKA BANKA	NLB21	27 Dec 2006	29,001,655 EUR	4.0% p.a.	2006-2009	banking
48	NOVA LJUBLJANSKA BANKA	NLB22	11 Jan 2007	29,894,000 EUR	6m EURIBOR + 25 b.p.	2006-2011	banking
49	NOVA LJUBLJANSKA BANKA	NLB23	28 Nov 2007	54,200,000 EUR	3m EURIBOR + 20 b.p.	2007-2012	banking
50	POSLOVNI SISTEM MERCATOR	MEO1	16 Oct 2006	36,540,000 EUR	4.8% p.a.	2004-2011	commerce industry, agriculture
51	POŠTNA BANKA SLOVENIJE	PBS6	16 Oct 2006	4,172,900 EUR	4.4% p.a.	2004-2012	banking
52	POŠTNA BANKA SLOVENIJE	PBS7	16 Oct 2006	16,691,600 EUR	4.7% p.a.	2004-2011	banking
53	POTEZA GROUP	PSN1	8 Dec 2008	15,415,000 EUR	7.5% p.a.	2008-2011	holding companies management
54	POTEZA NALOŽBE	PNO1	29 Sep 2004	10,000,000 EUR	5.25% p.a. 3m EURIBOR + 1.5% (2.7 after 10 years)	2003-2011	enterprise and business counseling
55	PROBANKA, MARIBOR	PRB9	16 Apr 2008	25,000,000 EUR		2007-openend	banking
56	PROBANKA, MARIBOR	PRB7	16 Oct 2006	12,000,000 EUR	5.2% p.a.	2004-2010	banking
57	PROBANKA, MARIBOR	PRB8	16 Mar 2007	9,200,000 EUR	3.9% p.a.	2006-2012	banking
58	PROBANKA, MARIBOR	PRB10	30 Dec 2008	30,000,000 EUR	6.1% p.a.	2008-2015	banking

59	SIP, STROJNA INDUSTRIJA SLOVENSKA IZVOZNA IN RAZVOJNA	SIPBE	19 June 2000	1,763,985 EUR	6% p.a.	1999-2009	manufacturing farm equipment
60	BANKA	SI01	24 Dec 2008	500,000,000 EUR	6m EURIBOR + 100 b.p.	2008-2011	banking
61	STANOVANJSKI SKLAD RS	SSR1E	4 Jul 1996	3,628,440 EUR	6% p.a.	1995-2010	national mortgage agency
62	STANOVANJSKI SKLAD RS	SSR3	16 Oct 2006	8,345,800 EUR	TOM + 6.10% p.a.	2001-2011	national mortgage agency

INSURANCE

	Issuer	Trading code	First trading day	Nominal value of issue traded	Coupon interest rate	Maturity	Sector
1	ZAVAROVALNICA TRIGLAV	ZT01	2 Jun 2004	30,000,000 EUR	5.125% p.a.	2003-2013	insurance

MUNICIPAL and GOVERNMENT BONDS

	Issuer	Trading code	First trading day	Nominal value of issue traded	Coupon interest rate	Maturity	Sector
1	REPUBLIC OF SLOVENIA	RS18	15 May 2000	45,016,600 EUR	6% p.a.	2000-2010	government bond
2	REPUBLIC OF SLOVENIA	RS21	18 Nov 2002	57,598,959 EUR	1% p.a. + TOM *	2001-2015	government bond
3	REPUBLIC OF SLOVENIA	RS23	20 Feb 2001	40,000,000 EUR	6% p.a.	2001-2011	government bond
4	REPUBLIC OF SLOVENIA	RS26	14 June 2001	49,976,500 EUR	5.375% p.a.	2001-2011	government bond
5	REPUBLIC OF SLOVENIA	RS29	25 Jan 2002	55,000,000 EUR	5.375% p.a.	2002-2012	government bond
6	REPUBLIC OF SLOVENIA	RS32	25 Jan 2002	23,865,500 EUR	5.375% p.a.	2002-2012	government bond
7	REPUBLIC OF SLOVENIA	RS33	9 Apr 2002	127,166,004 EUR	8% p.a.	2002-2022	government bond
8	REPUBLIC OF SLOVENIA	RS38	30 Apr 2002	68,847,000 EUR	5.63% p.a.	2002-2017	government bond
9	REPUBLIC OF SLOVENIA	RS44	29 Nov 2002	4,443,536 EUR	6.65% p.a.	2002-2012	government bond
10	REPUBLIC OF SLOVENIA	RS48	10 Dec 2002	56,465,200 EUR	4.75% p.a.	2002-2012	government bond
11	REPUBLIC OF SLOVENIA	RS49	22 Jan 2003	29,632,020 EUR	4.75% p.a.	2003-2022	government bond
12	REPUBLIC OF SLOVENIA	RS50	11 Mar 2003	48,527,000 EUR	4.50% p.a.	2003-2013	government bond
13	REPUBLIC OF SLOVENIA	RS53	17 Apr 2003	79,290,900 EUR	4.875% p.a.	2003-2018	government bond
14	REPUBLIC OF SLOVENIA	RS54	29 Oct 2003	76,295,376 EUR	5.75% p.a.	2003-2013	government bond
15	REPUBLIC OF SLOVENIA	RS57	29 Mar 2004	259,697,224 EUR	4.875% p.a.	2004-2014	government bond
16	REPUBLIC OF SLOVENIA	RS59	2 Feb 2005	1,066,332,031 EUR	4% p.a.	2005-2016	government bond
17	REPUBLIC OF SLOVENIA	RS60	14 Apr 2005	368,623,416 EUR	3.5 % p.a.	2005-2010	government bond
18	REPUBLIC OF SLOVENIA	RS61	24 Jan 2006	328,861,569 EUR	3.25 % p.a.	2006-2011	government bond
19	REPUBLIC OF SLOVENIA	RS62	24 Jan 2006	390,540,053 EUR	3.5 % p.a.	2005-2017	government bond
20	REPUBLIC OF SLOVENIA	RS63	11 Feb 2008	1,000,000,000 EUR	4.375 % p.a.	2008-2019	government bond
21	REPUBLIC OF SLOVENIA	RS64	6 Feb 2009	1,000,000,000 EUR	4.25% p.a.	2009-2012	government bond
22	REPUBLIC OF SLOVENIA	RS65	3 Apr 2009	1,500,000,000 EUR	4,375% p.a.	2009-2014	government bond
23	SLOVENSKA ODŠKODNINSKA DRUŽBA	SOS2E	7 Apr 1997	808,125,960 EUR	6 % p.a.	1996-2016	meeting commitments deriving from denationalisation process

* TOM (abbreviation for: "temeljna obrestna mera"- base interest rate) - indexation factor, calculated as twelve month average of monthly consumer price index

F3) FUND MARKET

PLUS MARKET

	Open-end fund	Trading code	First trading day	Value of first trade	Number of coupons traded	Isin code	Type
1	PB Biotech Index	PBDBI	23 Jun 2008	0.963 EUR	264,062	SI 002140092 2	mutual fund / ETF
2	PB Uranium Index	PBDUI	23 Jun 2008	0.982 EUR	552,106	SI 002140093 0	mutual fund / ETF

GENERAL MARKET

	Open-end fund	Trading code	First trading day	Value of first trade	Number of coupons traded	Isin code	Type
1	Infond Global	INDGL	10 Oct 2008	10.09 EUR	6,342,819	SI 002140112 8	mutual fund
2	Infond Dynamic	INDDY	24 Oct 2008	3.90 EUR	5,040,716	SI 002140113 6	mutual fund
3	MP-BALKAN.SI	MPBL	24 Nov 2006	62.36 EUR	363,962	SI 002140002 1	mutual fund
4	MP-EUROSTOCK.SI	MPEU	16 Jun 2006	5.47 EUR	1,051,977	SI 002140001 3	mutual fund / ETF
5	Probanka globalni naložbeni sklad	PBGS	24 Nov 2006	0.710 EUR	66,884,466	SI 002140003 9	mutual fund

F4) CLOSED-END FUND MARKET

	Issuer	Trading code	First trading day	Nominal value of shares traded	Number of shares traded	Isin code	Sector
1	KD ID	KDIR	9 Feb 2001	no par value	9,181,542	SI 002111341 8	investment fund
2	KRONA SENIOR ID	SNOG	8 Dec 1998	no par value	6,895,504	SI 002110590 1	investment fund
3	NFD 1 DELNIŠKI INVESTICIJSKI SKLAD	NFIN	26 Oct 1998	no par value	160,580,300	SI 002110600 8	investment fund
4	ZVON ENA ID	ZVIR	24 Nov 2003	no par value	2,277,577	SI 002111178 4	investment fund