



MONTHLY STATISTICS
LJUBLJANA STOCK EXCHANGE
AUGUST 2009
 Year XV., No. 8/09

TURNOVER

Market	Turnover (in 000 EUR)	Volume in pieces	Number of trades
Shares	317,183	6,187,188	9,365
Prime Market	173,313	1,371,137	5,922
Standard Market	142,889	4,608,121	1,235
Entry Market	981	207,930	2,208
Bonds	8,960	181,306	386
Investment coupons	309	180,038	770
Plus Market	1	1,150	2
General Market	308	178,888	768
Closed-end Funds Shares	907	408,630	1,205
Short-term securities	0	0	0
Total	327,359	6,957,162	11,726

MARKET SIZE

Market	Market capitalisation (in EURm)	Number of securities	Number of issuers
Shares	8,900	82	80
Prime Market	5,660	8	8
Standard Market	2,151	17	17
Entry Market	1,090	57	55
Bonds	9,273	85	22
Investment coupons	133	11	3
Closed-end Funds Shares	1	2	1
Plus Market	132	5	3
General Market	253	4	4
Total	18,559	178	110

MONTHLY TURNOVER BY MARKETS
IN 000 EUR - SHARES

	Regulated market		Off-market trades*
	Normal trades	Block Trades	
aug.08	26,774	4,975	170,282
sep.08	71,738	2,931	252,186
oct.08	86,192	1,570	203,769
nov.08	50,776	789	109,498
dec.08	41,450	917	373,776
jan.09	26,547	430	54,004
feb.09	25,222	319	98,705
mar.09	29,187	6,426	16,630
apr.09	19,337	1,226	78,371
may.09	50,575	7,748	124,039
jun.09	42,321	2,485	263,377
jul.09	23,357	0	32,772
aug.09	24,777	292,406	100,443

* appreciation of off-market transactions with listed securities based on volume of off-market transaction and their monthly average prices

PRIME MARKET SHARES

	Turnover (in 000 EUR)	Number of trades	Market capitalisation (in EURm)
GORENJE	737	403	145
INTEREUROPA	179	198	49
KRKA	15,234	3,414	2,560
LUKA KOPER	963	402	316
MERCATOR	153,075	356	610
NOVA KREDITNA BANKA MARIBOR	953	522	304
PETROL	1,384	328	633
TELEKOM SLOVENIJE	787	299	1,043
SKUPAJ	173,313	5,822	5,660

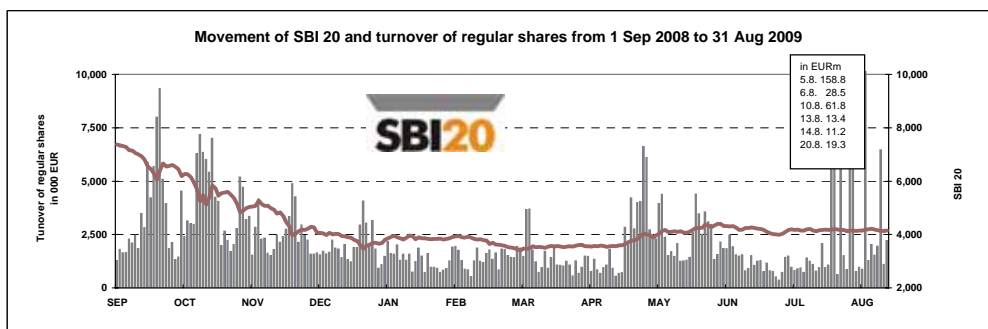
MONTHLY TURNOVER BY MARKETS
IN 000 EUR - OTHER SECURITIES

	Regulated market		Off-market trades*
	Normal trades	Block trades	
aug.08	6,660	1,450	98,979
sep.08	15,303	5,910	182,701
oct.08	18,460	50,857	247,663
nov.08	11,606	9,369	74,317
dec.08	17,241	16,038	132,789
jan.09	6,065	3,347	153,211
feb.09	7,077	20,778	1,708,816
mar.09	11,526	25,549	360,014
apr.09	5,722	2,258	2,111,160
may.09	7,089	6,249	286,404
jun.09	7,171	6,071	549,238
jul.09	9,713	2,675	464,166
aug.09	3,978	6,197	596,582

* appreciation of off-market transactions with listed securities based on volume of off-market transaction (Market Maker Trading Segment trades excluded) and their monthly average prices

INDICES

	Monthly return (31 Aug 2009 / 31 Jul 2009)	Current return (31 Aug 2009 / 31 Dec 2008)	Annual return (31 Aug 2009 / 31 Aug 2008)
STOCK EXCHANGE INDICES			
Slovene Stock Exchange Index (SBI20)	-0.57%	12.22%	-43.80%
Slovene Blue-Chip Index (SBI TOP)	-0.24%	20.19%	-37.74%





LJUBLJANA STOCK EXCHANGE
Investment Point of Slovenia.

ISSUER

Ljubljana Stock Exchange Inc.
Slovenska 56
1000 Ljubljana

INFORMATION

E-mail:	info@ljse.si
Phone:	+386 1 47-10-211 +386 1 47-10-318
Contact persons:	Nataša Žabkar, Boštjan Šbül

STATISTICS ON WEB:

<http://www.ljse.si/cgi-bin/jve.cgi?doc=1989&sid=oW6SxKEMNaGgXs4b>

The screenshot displays the Ljubljana Stock Exchange (LJSE) website interface. At the top, the 'BORZA' logo and 'LJUBLJANA STOCK EXCHANGE' are visible, along with the tagline 'Investment Point of Slovenia'. The navigation bar includes links for 'WHAT'S NEW', 'MARKET DATA', 'PRODUCTS & SERVICES', 'FOR ISSUERS', 'MEMBERS', and 'ABOUT THE LJSE'. The main content area is divided into several sections:

- INDICES on Jan 7, 2009 at 13:33:** A table showing the SBI20 and SBITOP indices with their values, absolute changes, and relative changes.
- Line Chart:** A line graph showing the SBI20 index performance from 10:00 to 13:00.
- PRIME MARKET SHARES on Jan 7, 2009 at 13:33:** A table listing the top 5 trading volumes for various stocks, including symbols, values, changes, and turnovers.
- TOP 3 GAINERS / DECLINERS on Jan 7, 2009 at 13:33:** A table showing the top 3 gainers and decliners with their symbols, values, number of trades, and relative changes.
- News and Announcements:** A section titled 'PRIME MARKET LATEST ANNOUNCEMENTS' listing several company announcements, such as KRKA, d.d., and MERCATOR, d.d.
- Navigation and Search:** A search bar for web content and securities, and a 'WHAT'S NEW' section with a report from the LJSE Supervisory Board.
- Left Sidebar:** Contains links for 'LJSEPRIME', 'Going public', 'Locate a broker', 'LJSE trading real-time', 'Data on securities', and 'QUICK LINKS'.

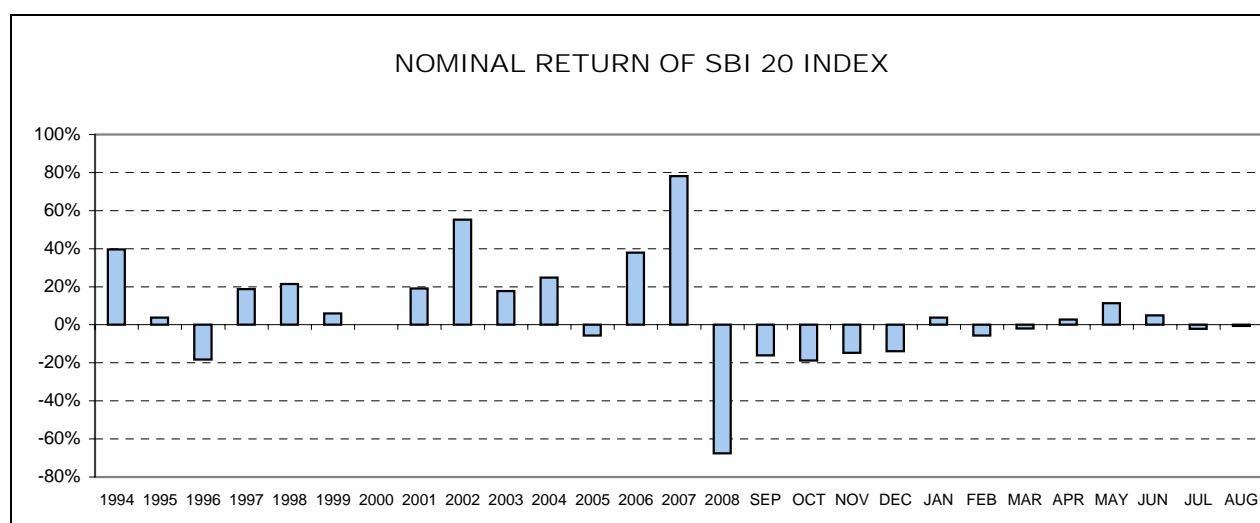
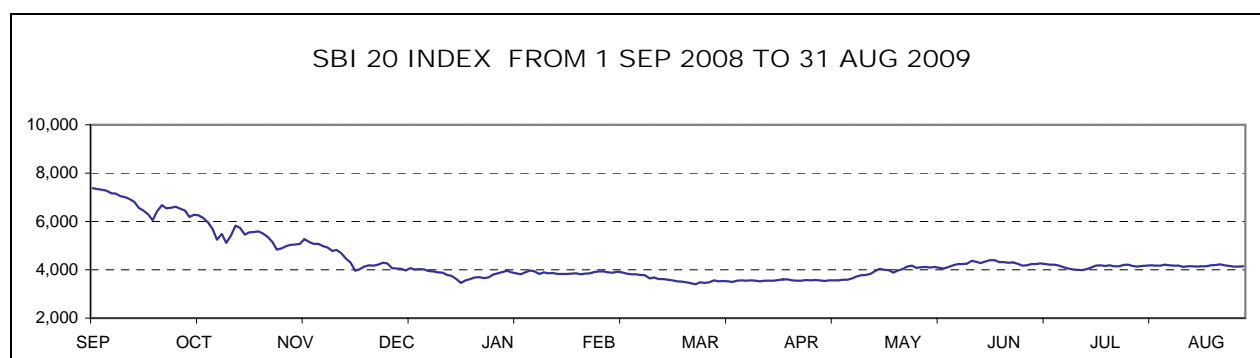
INDEX

	Page
A) STOCK EXCHANGE INDICES	1
A1) Values, yields and movements of Stock Exchange Indices	1
A2) Index compositions	3
B) NUMBER OF ISSUERS, TRADED SECURITIES AND MEMBERS	4
C) TURNOVER	5
C1) Turnover by securities	5
C2) Most traded securities	10
C3) Turnover by LJSE members	11
C4) Historical series	13
D) MARKET CAPITALISATION	16
D1) Market capitalisation of shares	17
D2) Market capitalisation of bonds	19
D3) Market capitalisation of investment funds	20
E) OTHER	21
E1) Indicators (shares on official market)	21
E2) Record values	22
E3) New listed securities and changes	23
F) LIST OF SECURITIES	24
F1) Shares	24
F2) Bonds	26
F3) Funds	28

A) STOCK EXCHANGE INDICES

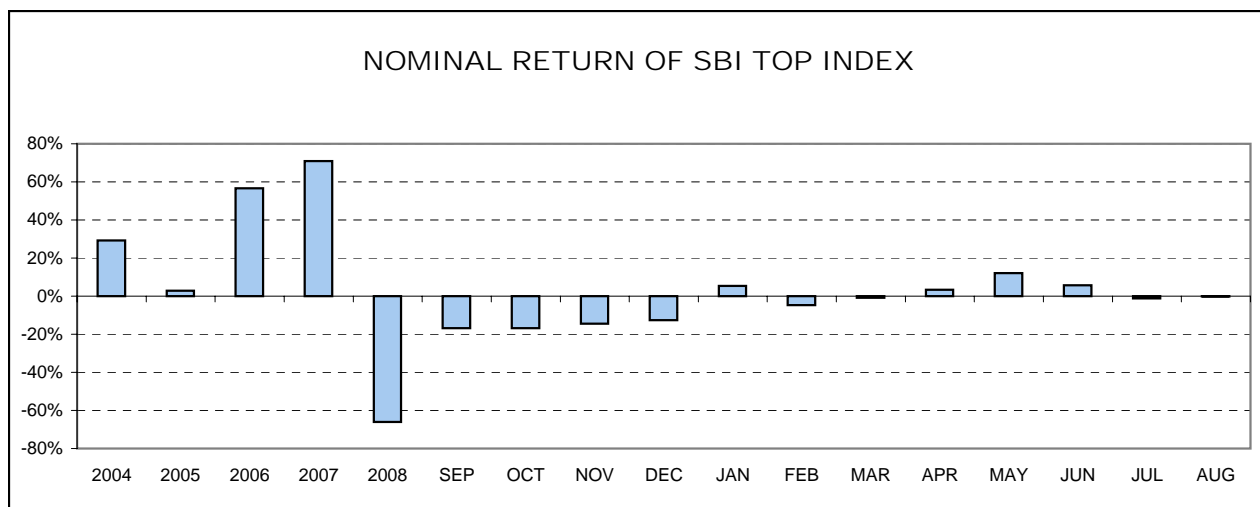
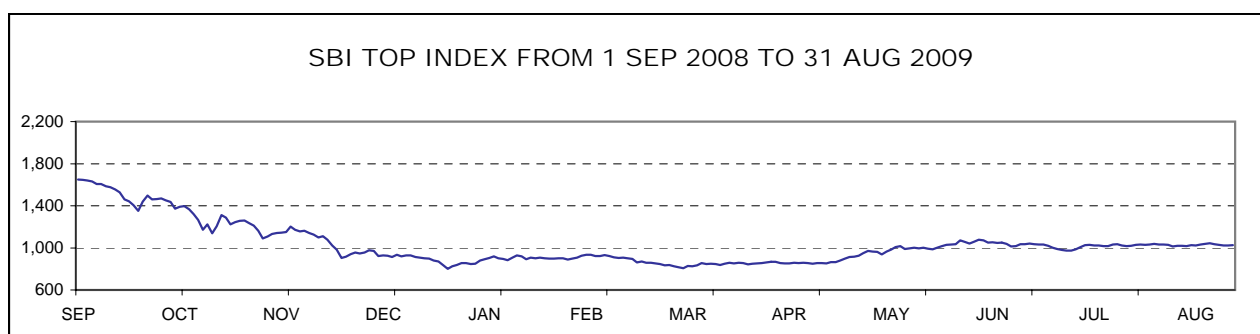
SBI 20 - SLOVENE STOCK EXCHANGE INDEX

Year	Max	Date	Min	Date	Close	Nominal return
1994	1,804.00	10 May 1994	1,015.92	6 Jan 1994	1,396.81	39.68%
1995	1,590.17	9 Nov 1995	1,016.99	13 July 1995	1,448.75	3.72%
1996	1,589.18	13 Mar 1996	891.93	10 Sept 1996	1,183.26	-18.33%
1997	1,655.36	10 Feb 1997	1,052.44	8 Jan 1997	1,404.70	18.71%
1998	2,026.47	10 Aug 1998	1,378.49	6 Jan 1998	1,705.77	21.43%
1999	1,981.87	19 Feb 1999	1,679.48	5 Jan 1999	1,806.26	5.89%
2000	1,903.66	24 Jan 2000	1,584.23	25 May 2000	1,807.94	0.09%
2001	2,159.35	19 Dec 2001	1,700.24	25 Apr 2001	2,151.59	19.01%
2002	3,547.64	8 Nov 2002	2,140.80	3 Jan 2002	3,340.20	55.24%
2003	4,034.53	5 Dec 2003	3,067.67	3 Jul 2003	3,931.64	17.71%
2004	4,935.29	15 Nov 2004	3,922.74	5 Jan 2004	4,904.48	24.74%
2005	5,131.61	1 Feb 2005	4,301.58	28 Sep 2005	4,630.10	-5.59%
2006	6,464.80	18 Dec 2006	4,427.22	29 Mar 2006	6,382.92	37.86%
2007	12,242.01	31 Aug 2007	6,551.52	3 Jan 2007	11,369.58	78.13%
2008	11,408.00	4 Jan 2008	3,460.30	23 Dec 2008	3,695.72	-67.49%
first half-year 2009	4,400.22	12 Jun 2009	3,408.37	10 Mar 2009	4,263.54	15.36%
2009	Max	Date	Min	Date	Close	Nominal return
January	3,972.70	19 Jan 2009	3,660.83	5 Jan 2009	3,836.27	3.80%
February	3,937.98	10 Feb 2009	3,617.26	27 Feb 2009	3,617.26	-5.71%
March	3,594.21	2 Mar 2009	3,408.37	10 Mar 2009	3,547.16	-1.94%
April	3,644.63	30 Apr 2009	3,540.90	21 Apr 2009	3,644.63	2.75%
May	4,175.74	20 May 2009	3,718.48	4 May 2009	4,059.49	11.38%
June	4,400.22	12 Jun 2009	4,115.35	1 Jun 2009	4,263.54	5.03%
July	4,244.34	1 Jul 2009	3,991.17	13 Jul 2009	4,171.42	-2.16%
August	4,223.88	24 Aug 2009	4,123.96	14 Jul 2009	4,147.48	-0.57%



SBI TOP - SLOVENE BLUE-CHIP INDEX

Year	Max	Date	Min	Date	Close	Nominal return
2003	730.49	4 Dec 2003	534.14	8 Jul 2003	707.94	-
2004	946.60	25 Nov 2004	706.53	5 Jan 2004	915.40	29.30%
2005	960.74	8 Dec 2005	817.33	1 Jul 2005	941.02	2.80%
2006	1,506.88	18 Dec 2006	940.16	3 Jan 2006	1,473.33	56.57%
2007	2,674.69	31 Aug 2007	1,501.26	3 Jan 2007	2,518.92	70.97%
2008	2,520.56	4 Jan 2008	801.65	23 Dec 2008	854.26	-66.09%
first half-year 2009	1,076.13	12 Jun 2009	807.93	10 Mar 2009	1,041.80	21.95%
2008	Max	Date	Min	Date	Close	Nominal return
January	928.10	19 Jan 2009	844.88	5 Jan 2009	899.96	5.35%
February	933.38	10 Feb 2009	857.50	27 Feb 2009	857.50	-4.72%
March	858.86	26.03.2009	807.93	10 Mar 2009	850.20	-0.85%
April	879.46	30 Apr 2008	850.38	21 Apr 2009	879.46	3.44%
May	1,015.55	20 May 2008	899.52	4 May 2009	985.51	12.06%
June	1,076.13	12 Jun 2009	1,000.08	1 Jun 2009	1,041.80	5.71%
July	1,034.68	27 Jul 2009	972.89	10 Jul 2009	1,029.20	-1.21%
August	1,044.32	24 Aug 2009	1,013.91	12 Aug 2009	1,026.73	-0.24%



A2) INDEX COMPOSITIONS

COMPOSITION OF SLOVENE STOCK EXCHANGE INDEX - SBI 20 ON 31 AUG 2009

Issuer	Trading code	Adjusted number of shares	Base value in EUR	Adjusted share	Sector	Market capitalisation (free float) of index on 31 Aug 2009	Sector share
KRKA	KRKG	6,083,710	16.25	15.00%	pharmaceuticals	439,548,048	17.76%
PETROL	PETG	1,216,420	120.41	15.00%	oil and gas	369,280,784	14.92%
MERCATOR	MELR	1,523,837	24.46	11.40%	trade	246,861,594	9.97%
SAVA	SAVA	1,030,498	83.57	10.84%	industrial conglomerates	239,817,495	9.69%
TELEKOM SLOVENIJE	TLSG	1,804,895	292.70	10.37%	telecommunication	288,007,095	11.63%
PIVOVARNA LAŠKO	PILR	2,796,528	27.19	6.17%	food and beverages	84,930,555	3.43%
ZAVAROVALNICA TRIGLAV	ZVTG	8,500,880	30.81	5.63%	insurance	183,363,982	11.28%
NOVA KBM	KBMR	12,757,981	40.69	4.82%	banking	148,758,058	9.69%
LUKA KOPER	LKPG	4,138,622	12.50	4.39%	transport	93,408,699	6.23%
ABANKA VIPA	ABKN	1,800,301	50.30	4.23%	banking	91,185,246	
GORENJE	GRVG	8,643,329	10.23	3.65%	household appliances	89,199,155	3.60%
POZAVAROVALNICA SAVA	POSR	6,553,763	27.50	3.25%	insurance	95,750,477	
HELIOS	HDOG	115,888	795.68	2.22%	chemical products	44,605,291	1.80%
INTEREUROPA	IEKG	4,348,011	21.69	1.76%	transport	26,957,668	
AERODROM LJUBLJANA	AELG	1,081,836	47.93	1.28%	transport	33,796,557	
Market capitalisation of index						2,475,470,703	
Share of market capitalisation of shares in index							27.81%

COMPOSITION OF SLOVENE BLUE-CHIP INDEX - SBI TOP ON 31 AUG 2009

Issuer	Trading code	Adjusted number of shares	Base value in EUR	Adjusted share	Sector	Market capitalisation (free float) of index on 31 Aug 2009	Sector share
KRKA	KRKG	11,437,248	16.25	30.00%	pharmaceuticals	826,341,168	34.06%
PETROL	PETG	1,344,565	120.41	17.64%	oil and gas	408,183,043	16.82%
MERCATOR	MELR	1,523,837	24.46	12.13%	telecommunication	246,861,594	10.17%
SAVA	SAVA	1,030,498	238.29	11.53%	industrial conglomerates	239,817,495	9.88%
TELEKOM SLOVENIJE	TLSG	1,804,895	292.70	11.03%	bank	288,007,095	11.87%
PIVOVARNA LAŠKO	PILR	2,796,528	27.19	6.56%	trade	84,930,555	3.50%
ZAVAROVALNICA TRIGLAV	ZVTG	8,500,880	30.81	5.99%	household appliances	183,363,982	7.56%
NOVA KBM	KBMR	12,757,981	40.69	5.12%	insurance	148,758,058	6.13%
Market capitalisation of index						2,426,262,990	
Share of market capitalisation of shares in index							27.26%

B) NUMBER OF ISSUERS, TRADED SECURITIES AND MEMBERS

	31 Aug 2008	31 Dec 2008	31 Jul 2009	31 Aug 2009
NUMBER OF ISSUERS	111	107	103	103
Equity market - prime market	7	7	8	8
Equity market - standard market	16	18	17	17
Equity market - entry market	62	59	55	55
Bond market	22	23	22	22
Fund market - plus market				1
Fund market - general market	2	3	3	3
Closed-end fund market	7	4	4	4
Short-term securities	1	1	1	1
	31 Aug 2008	31 Dec 2008	31 Jul 2009	31 Aug 2009
NUMBER OF SECURITIES	186	187	178	178
Equity market - prime market	7	7	8	8
Equity market - standard market	16	18	17	17
Equity market - entry market	64	61	57	57
Bond market	87	90	85	85
Fund market - plus market				2
Fund market - general market	5	7	5	5
Closed-end fund market	7	4	4	4
Short-term securities	2	3	6	5
	31 Aug 2008	31 Dec 2008	31 Jul 2009	31 Aug 2009
NUMBER OF MEMBERS	23	23	23	23

C1) TURNOVER BY SECURITIES IN AUGUST 2009

EQUITY MARKET - PRIME MARKET

Issue	Stock trades (in EUR)	Normal trades (in EUR)	Block trades (in EUR)	Share in total turnover	Share in turnover of shares	Volume in pieces	Number of bargains
Total	173,313,139	21,106,837	152,206,302	52.94%	54.64%	1,371,137	5,922
1 MERCATOR	153,074,539	2,101,122	150,973,417	46.76%	48.26%	928,236	356
2 KRKA	15,234,119	14,273,739	960,380	4.65%	4.80%	211,956	3,414
3 PETROL	1,384,296	1,249,071	135,225	0.42%	0.44%	4,581	328
4 LUKA KOPER	963,067	825,787	137,280	0.29%	0.30%	40,954	402
5 NOVA KREDITNA BANKA MARIBOR	953,244	953,244	0	0.29%	0.30%	80,335	522
6 TELEKOM SLOVENIJE	787,382	787,382	0	0.24%	0.25%	4,786	299
7 GORENJE	737,417	737,417	0	0.23%	0.23%	72,094	403
8 INTEREUROPA	179,076	179,076	0	0.05%	0.06%	28,195	198

EQUITY MARKET - STANDARD MARKET

Issue	Stock trades (in EUR)	Normal trades (in EUR)	Block trades (in EUR)	Share in total turnover	Share in turnover of shares	Volume in pieces	Number of bargains
Total	142,888,870	2,689,181	140,199,688	43.65%	45.05%	4,608,121	1,235
Common shares	142,888,730	2,689,041	140,199,688	43.65%	45.05%	4,608,116	1,234
1 PIVOVARNA LAŠKO	140,463,992	264,304	140,199,688	42.91%	44.28%	4,519,371	320
2 ZAVAROVALNICA TRIGLAV	801,702	801,702	0	0.24%	0.25%	37,657	258
3 AERODROM LJUBLJANA	573,893	573,893	0	0.18%	0.18%	18,895	230
4 SAVA	400,739	400,739	0	0.12%	0.13%	1,696	143
5 POZAVAROVALNICA SAVA	365,859	365,859	0	0.11%	0.12%	25,132	134
6 ABANKA	127,375	127,375	0	0.04%	0.04%	2,416	32
7 SALUS, LJUBLJANA	56,988	56,988	0	0.02%	0.02%	124	20
8 ETOL	29,870	29,870	0	0.01%	0.01%	220	5
9 ŽITO	20,301	20,301	0	0.01%	0.01%	242	31
10 DELO PRODAJA	14,056	14,056	0	0.00%	0.00%	502	3
11 ISTRABENZ	12,159	12,159	0	0.00%	0.00%	1,298	39
12 TERME ČATEŽ	12,091	12,091	0	0.00%	0.00%	64	12
13 ISKRA AVTOELEKTRIKA	7,105	7,105	0	0.00%	0.00%	210	5
14 KOMPAS MTS	2,601	2,601	0	0.00%	0.00%	289	2
15 MLINOTEST	0	0	0	0.00%	0.00%	0	0
16 NIKA	0	0	0	0.00%	0.00%	0	0
Preferred shares	140	140	0	0.00%	0.00%	5	1
1 PROBANKA	140	140	0	0.00%	0.00%	5	1

EQUITY MARKET - ENTRY MARKET

Issue	Stock trades (in EUR)	Normal trades (in EUR)	Block trades (in EUR)	Share in total turnover	Share in turnover of shares	Volume in pieces	Number of bargains
Total	980,941	980,941	0	0.30%	0.31%	207,930	2,208
Common shares	919,087	919,087	0	0.28%	0.29%	205,687	2,026
1 KD GROUP	249,977	249,977	0	0.08%	0.08%	4,434	488
2 NFD HOLDING	197,166	197,166	0	0.06%	0.06%	41,914	147
3 AKTIVA NALOŽBE	109,480	109,480	0	0.03%	0.03%	23,739	246
4 MAKSIMA INVEST	60,215	60,215	0	0.02%	0.02%	13,639	77
5 PLAMA - PUR	54,571	54,571	0	0.02%	0.02%	4,510	7
6 JUTEKS	42,121	42,121	0	0.01%	0.01%	924	30
7 ZVON ENA HOLDING	36,502	36,502	0	0.01%	0.01%	31,854	204
8 CINKARNA CELJE	33,592	33,592	0	0.01%	0.01%	665	13
9 ZVON DVA HOLDING	25,991	25,991	0	0.01%	0.01%	30,800	214
10 FINETOL	23,254	23,254	0	0.01%	0.01%	282	9
11 CETIS	18,815	18,815	0	0.01%	0.01%	587	6
12 GEA	12,000	12,000	0	0.00%	0.00%	1,500	5
13 HELIOS, DOMŽALE	9,750	9,750	0	0.00%	0.00%	27	18
14 ALPOS	8,671	8,671	0	0.00%	0.00%	299	4
15 HRAM HOLDING	6,670	6,670	0	0.00%	0.00%	3,032	11
16 JAVOR PIVKA	6,258	6,258	0	0.00%	0.00%	1,727	15
17 ZLATA MONETA II	4,428	4,428	0	0.00%	0.00%	4,090	40
18 INFOND HOLDING	4,413	4,413	0	0.00%	0.00%	28,623	213
19 GORENJSKI TISK	2,700	2,700	0	0.00%	0.00%	200	2
20 MODRA LINIJA HOLDING	2,576	2,576	0	0.00%	0.00%	368	8
21 ALPETOUR POTOVALNA AGENCIJA	2,309	2,309	0	0.00%	0.00%	190	3
22 VIPA HOLDING	1,290	1,290	0	0.00%	0.00%	683	6
23 M1	1,133	1,133	0	0.00%	0.00%	755	15
24 GRAND HOTEL UNION	889	889	0	0.00%	0.00%	90	4
25 CENTER NALOŽBE	849	849	0	0.00%	0.00%	4,667	140
26 ZDRAVILIŠČE ROGAŠKA	773	773	0	0.00%	0.00%	1,097	3
27 MAKSIMA HOLDING	755	755	0	0.00%	0.00%	2,750	55
28 D NALOŽBE	608	608	0	0.00%	0.00%	937	8
29 KS NALOŽBE	424	424	0	0.00%	0.00%	830	21
30 TERME DOBRNA	381	381	0	0.00%	0.00%	59	3
31 TRIGLAV NALOŽBE	375	375	0	0.00%	0.00%	375	7
32 INLES	120	120	0	0.00%	0.00%	30	3
33 VELANA	31	31	0	0.00%	0.00%	10	1
34 DATALAB TEHNOLOGIJE	0	0	0	0.00%	0.00%	0	0
35 GORIŠKE OPEKARNE	0	0	0	0.00%	0.00%	0	0
36 ELMO	0	0	0	0.00%	0.00%	0	0
37 INTERTRADE ITA	0	0	0	0.00%	0.00%	0	0
38 JELEN GOSTINSKO PODJETJE	0	0	0	0.00%	0.00%	0	0
39 MARINA PORTOROŽ	0	0	0	0.00%	0.00%	0	0
40 MEDVEŠEK PUŠNIK DZU	0	0	0	0.00%	0.00%	0	0
41 MELAMIN	0	0	0	0.00%	0.00%	0	0
42 MKT PRINT	0	0	0	0.00%	0.00%	0	0
43 MEDVEŠEK PUŠNIK	0	0	0	0.00%	0.00%	0	0
44 MERCATA	0	0	0	0.00%	0.00%	0	0
45 NAMA	0	0	0	0.00%	0.00%	0	0
46 SIVENT	0	0	0	0.00%	0.00%	0	0
47 KD	0	0	0	0.00%	0.00%	0	0
48 SLOVENIJALES	0	0	0	0.00%	0.00%	0	0
49 TEKSTINA	0	0	0	0.00%	0.00%	0	0
50 KOŠAKI TMI	0	0	0	0.00%	0.00%	0	0
51 TRDNJAVA HOLDING	0	0	0	0.00%	0.00%	0	0
52 TRDNJAVA I HOLDING	0	0	0	0.00%	0.00%	0	0
53 SWATY	0	0	0	0.00%	0.00%	0	0
54 ŽELEZARNA RAVNE - MONTER DRAVOGRAD	0	0	0	0.00%	0.00%	0	0
Preferred shares	61,854	61,854	0	0.02%	0.02%	2,243	182
1 KD GROUP	61,688	61,688	0	0.02%	0.02%	2,240	181
2 PRVA GROUP	167	167	0	0.00%	0.00%	3	1
3 ZDRAVILIŠČE ROGAŠKA	0	0	0	0.00%	0.00%	0	0

BOND MARKET

	Issue	Stock trades (in EUR)	Normal trades (in EUR)	Block trades (in EUR)	Share in total turnover	Share in turnover of bonds	Volume in pieces	Number of bargains
	Total	8,959,680	2,762,252	6,197,428	2.74%	100.00%	181,306	386
1	REPUBLIKA SLOVENIJA 59 th ISSUE	5,099,963	0	5,099,963	1.56%	56.92%	119,817	1
2	SLOVENSKA ODŠKODNINSKA DRUŽBA 2 nd ISSUE	1,593,072	1,593,072	0	0.49%	17.78%	39,026	356
3	BANKA CELJE 8 th ISSUE	931,392	931,392	0	0.28%	10.40%	9,240	1
4	REPUBLIKA SLOVENIJA 53 rd ISSUE	618,237	997	617,240	0.19%	6.90%	5,945	2
5	ABANKA VIPA 9 th ISSUE	480,225	0	480,225	0.15%	5.36%	4,750	1
6	REPUBLIKA SLOVENIJA 29 th ISSUE	51,100	51,100	0	0.02%	0.57%	500	1
7	NLB 15 th ISSUE	47,338	47,338	0	0.01%	0.53%	111	7
8	REPUBLIKA SLOVENIJA 57 th ISSUE	44,943	44,943	0	0.01%	0.50%	1,000	1
9	ABANKA VIPA 7 th ISSUE	28,241	28,241	0	0.01%	0.32%	281	1
10	REPUBLIKA SLOVENIJA 26 th ISSUE	25,550	25,550	0	0.01%	0.29%	250	1
11	REPUBLIKA SLOVENIJA 65 th ISSUE	10,560	10,560	0	0.00%	0.12%	10	1
12	POTEZA SKUPINA 1 st ISSUE	9,999	9,999	0	0.00%	0.11%	10	1
13	ABANKA VIPA 10 th ISSUE	6,000	6,000	0	0.00%	0.07%	6	1
14	REPUBLIKA SLOVENIJA 62 nd ISSUE	3,806	3,806	0	0.00%	0.04%	96	1
15	REPUBLIKA SLOVENIJA 32 nd ISSUE	2,020	2,020	0	0.00%	0.02%	20	1
16	REPUBLIKA SLOVENIJA 48 th ISSUE	2,000	2,000	0	0.00%	0.02%	20	2
17	REPUBLIKA SLOVENIJA 50 th ISSUE	1,919	1,919	0	0.00%	0.02%	19	1
18	REPUBLIKA SLOVENIJA 38 th ISSUE	1,378	1,378	0	0.00%	0.02%	13	1
19	STANOVANJSKI SKLAD RS 1 st ISSUE	780	780	0	0.00%	0.01%	110	1
20	BANKA CELJE 10 th ISSUE	708	708	0	0.00%	0.01%	7	3
21	DELO PRODAJA 1 st ISSUE	450	450	0	0.00%	0.01%	75	1
22	ABANKA VIPA 8 th ISSUE	0	0	0	0.00%	0.00%	0	0
23	ABANKA VIPA 11 th ISSUE	0	0	0	0.00%	0.00%	0	0
24	ABANKA VIPA 12 th ISSUE	0	0	0	0.00%	0.00%	0	0
25	BANKA CELJE 11 th ISSUE	0	0	0	0.00%	0.00%	0	0
26	BANKA CELJE 7 th ISSUE	0	0	0	0.00%	0.00%	0	0
27	BANKA CELJE 9 th ISSUE	0	0	0	0.00%	0.00%	0	0
28	BANKA DOMŽALE 1 st ISSUE	0	0	0	0.00%	0.00%	0	0
29	BANKA ZASAVJE 3 rd ISSUE	0	0	0	0.00%	0.00%	0	0
30	CIMOS 1 st ISSUE	0	0	0	0.00%	0.00%	0	0
31	DEOS 1 st ISSUE	0	0	0	0.00%	0.00%	0	0
32	DROGA KOLINSKA 1 st ISSUE	0	0	0	0.00%	0.00%	0	0
33	DARS	0	0	0	0.00%	0.00%	0	0
34	DARS 2 nd ISSUE	0	0	0	0.00%	0.00%	0	0
35	DARS 3 rd ISSUE	0	0	0	0.00%	0.00%	0	0
36	FACTOR BANKA 9 th ISSUE	0	0	0	0.00%	0.00%	0	0
37	FACTOR BANKA 11 th ISSUE	0	0	0	0.00%	0.00%	0	0
38	FACTOR BANKA 12 th ISSUE	0	0	0	0.00%	0.00%	0	0
39	FACTOR BANKA 14 th ISSUE	0	0	0	0.00%	0.00%	0	0
40	FACTOR BANKA 15 th ISSUE	0	0	0	0.00%	0.00%	0	0
41	FACTOR BANKA 16 th ISSUE	0	0	0	0.00%	0.00%	0	0
42	FACTOR BANKA 17 th ISSUE	0	0	0	0.00%	0.00%	0	0
43	FACTOR BANKA 19 th ISSUE	0	0	0	0.00%	0.00%	0	0
44	FACTOR BANKA 20 th ISSUE	0	0	0	0.00%	0.00%	0	0
45	FACTOR BANKA 21 st ISSUE	0	0	0	0.00%	0.00%	0	0
46	FMR	0	0	0	0.00%	0.00%	0	0
47	KB1909 1 st ISSUE	0	0	0	0.00%	0.00%	0	0
48	NOVA KBM 7 th ISSUE	0	0	0	0.00%	0.00%	0	0
49	NOVA KBM 8 th ISSUE	0	0	0	0.00%	0.00%	0	0
50	KD HOLDING 1 st ISSUE	0	0	0	0.00%	0.00%	0	0
51	KD HOLDING 2 nd ISSUE	0	0	0	0.00%	0.00%	0	0
52	POSLOVNI SISTEM MERCATOR	0	0	0	0.00%	0.00%	0	0
53	NLB 11 th ISSUE	0	0	0	0.00%	0.00%	0	0
54	NLB 13 th ISSUE	0	0	0	0.00%	0.00%	0	0
55	NLB 16 th ISSUE	0	0	0	0.00%	0.00%	0	0
56	NLB 17 th ISSUE	0	0	0	0.00%	0.00%	0	0
57	NLB 18 th ISSUE	0	0	0	0.00%	0.00%	0	0
58	NLB 19 th ISSUE	0	0	0	0.00%	0.00%	0	0
59	NLB 20 th ISSUE	0	0	0	0.00%	0.00%	0	0
60	NLB 22 nd ISSUE	0	0	0	0.00%	0.00%	0	0
61	NLB 23 rd ISSUE	0	0	0	0.00%	0.00%	0	0
62	POŠTNA BANKA SLOVENIJE 6 th ISSUE	0	0	0	0.00%	0.00%	0	0
63	POŠTNA BANKA SLOVENIJE 7 th ISSUE	0	0	0	0.00%	0.00%	0	0
64	POTEZA NALOŽBE	0	0	0	0.00%	0.00%	0	0
65	PROBANKA 10 th ISSUE	0	0	0	0.00%	0.00%	0	0
66	PROBANKA 7 th ISSUE	0	0	0	0.00%	0.00%	0	0
67	PROBANKA 8 th ISSUE	0	0	0	0.00%	0.00%	0	0
68	PROBANKA 9 th ZDAJA	0	0	0	0.00%	0.00%	0	0
69	REPUBLIKA SLOVENIJA 18 th ISSUE	0	0	0	0.00%	0.00%	0	0
70	REPUBLIKA SLOVENIJA 21 st ISSUE	0	0	0	0.00%	0.00%	0	0

71	REPUBLIKA SLOVENIJA 23 rd ISSUE	0	0	0	0.00%	0.00%	0	0
72	REPUBLIKA SLOVENIJA 33 rd ISSUE	0	0	0	0.00%	0.00%	0	0
73	REPUBLIKA SLOVENIJA 44 th ISSUE	0	0	0	0.00%	0.00%	0	0
74	REPUBLIKA SLOVENIJA 49 th ISSUE	0	0	0	0.00%	0.00%	0	0
75	REPUBLIKA SLOVENIJA 54 th ISSUE	0	0	0	0.00%	0.00%	0	0
76	REPUBLIKA SLOVENIJA 60 th ISSUE	0	0	0	0.00%	0.00%	0	0
77	REPUBLIKA SLOVENIJA 61 st ISSUE	0	0	0	0.00%	0.00%	0	0
78	REPUBLIKA SLOVENIJA 63 rd ISSUE	0	0	0	0.00%	0.00%	0	0
79	REPUBLIKA SLOVENIJA 64 th ISSUE	0	0	0	0.00%	0.00%	0	0
80	SID BANKA 1 st ISSUE	0	0	0	0.00%	0.00%	0	0
81	SIP STROJNA INDUSTRIJA 1 st ISSUE B SERIES	0	0	0	0.00%	0.00%	0	0
82	STANOVANJSKI SKLAD RS 3 rd ISSUE	0	0	0	0.00%	0.00%	0	0
83	BANKA VIPA 6 th ISSUE	0	0	0	0.00%	0.00%	0	0
84	BANKA VIPA 7 th ISSUE	0	0	0	0.00%	0.00%	0	0
85	ZAVAROVALNICA TRIGLAV 1 st ISSUE	0	0	0	0.00%	0.00%	0	0

FUND MARKET - PLUS MARKET

	Issue	Stock trades (in EUR)	Normal trades (in EUR)	Block trades (in EUR)	Share in total turnover	Share in turnover of funds	Volume in pieces	Number of bargains
	Total	820	820	0	0.00%	0.07%	1,150	2
1	INDEKSNI VZAJEMNI SKLAD PB BIOTECH INDEX	144	144	0	0.00%	0.01%	150	1
2	INDEKSNI VZAJEMNI SKLAD PB URANIUM INDEX	676	676	0	0.00%	0.06%	1,000	1

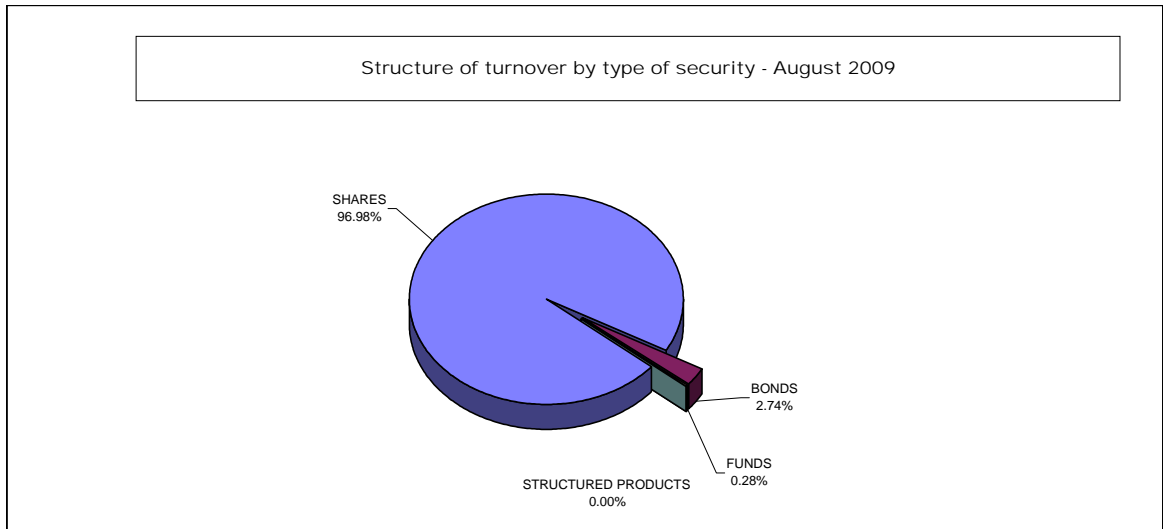
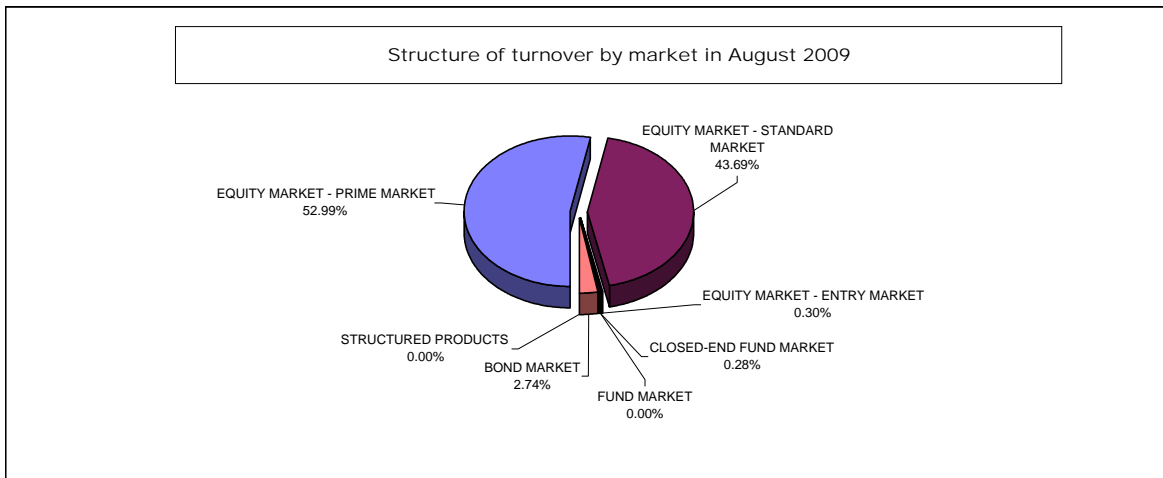
FUND MARKET - GENERAL MARKET

	Issue	Stock trades (in EUR)	Normal trades (in EUR)	Block trades (in EUR)	Share in total turnover	Share in turnover of funds	Volume in pieces	Number of bargains
	Total	308,436	308,436	0	0.09%	25.36%	178,888	768
1	INFOND GLOBAL	148,291	148,291	0	0.05%	12.19%	16,788	343
2	PROBANKA GLOBALNI NALOŽBENI SKLAD	100,689	100,689	0	0.03%	8.28%	150,526	118
3	INFOND DYNAMIC	45,044	45,044	0	0.01%	3.70%	10,791	288
4	MP-BALKAN.SI	13,592	13,592	0	0.00%	1.12%	583	18
5	MP-EUROSTOCK.SI	820	820	0	0.00%	0.07%	200	1

CLOSED-END FUND MARKET

	Issue	Stock trades (in EUR)	Normal trades (in EUR)	Block trades (in EUR)	Share in total turnover	Share in turnover of funds	Volume in pieces	Number of bargains
	Total	906,867	906,867	0	0.28%	74.57%	408,630	1,205
1	KD ID	285,772	285,772	0	0.09%	23.50%	62,323	700
2	NFD 1 DELNIŠKI INVESTICIJSKI SKLAD	290,960	290,960	0	0.09%	23.93%	293,056	253
3	KRONA SENIOR ID	289,378	289,378	0	0.09%	23.80%	46,832	90
4	ZVON ENA ID	40,757	40,757	0	0.01%	3.35%	6,419	162

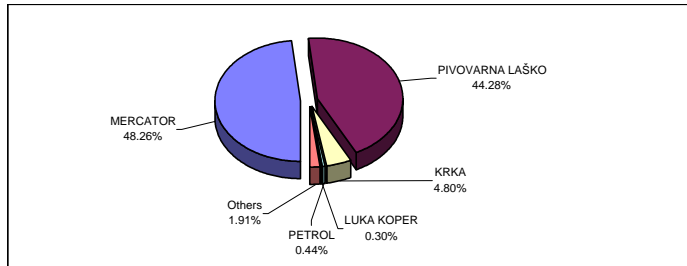
Shares total	317,182,951	24,776,960	292,405,991	96.89%	100.00%	6,187,188	9,365
Funds total	1,216,123	1,216,123	0	0.37%	100.00%	588,668	1,975
Bonds total	8,959,680	2,762,252	6,197,428	2.74%	100.00%	181,306	386
Structured products	0	0	0	0.00%	-	0	0
Total turnover	327,358,753	28,755,335	298,603,419	100.00%	100.00%	6,957,162	11,726



C2) MOST TRADED SECURITIES IN AUGUST 2009

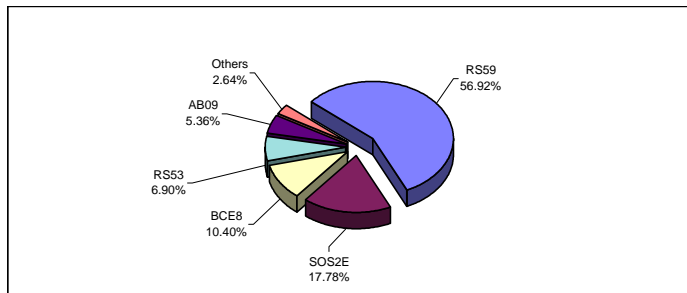
MOST TRADED SHARES

Issuer	Turnover (in 000 EUR) - order book trades only	Number of bargains - order book trades only	Market capitalisation as of 31 Aug 2009 (in EURm)
MERCATOR	153,075	356	610
PIVOVARNA LAŠKO	140,464	320	262
KRKA	15,234	3,414	2,560
PETROL	1,384	328	633
LUKA KOPER	963	402	316
Others	6,063	4,545	4,520
Total	317,183	9,365	8,900



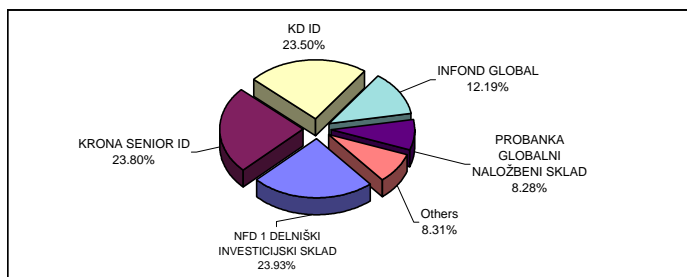
MOST TRADED BONDS

Issuer	Turnover (in 000 EUR) - order book trades only	Number of bargains - order book trades only	Market capitalisation as of 31 Aug 2009 (in EURm)
REPUBLIKA SLOVENIJA 59 th ISSUE	5,100	1	1,068
SLOVENSKA ODŠKODNINSKA DRUŽBA 2 nd ISSUE	1,593	356	649
BANKA CELJE 8 th ISSUE	931	1	13
REPUBLIKA SLOVENIJA 53 rd ISSUE	618	2	79
ABANKA VIPA 9 th ISSUE	480	1	10
Others	237	25	7,454
Total	8,960	386	9,273



MOST TRADED INVESTMENT FUNDS

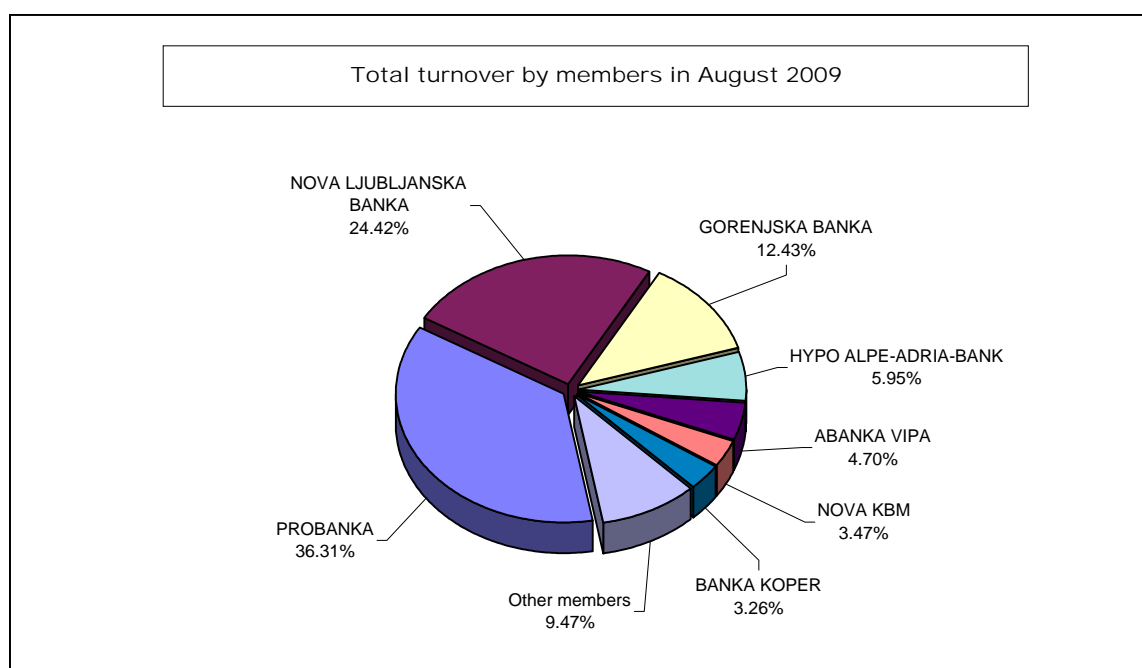
INVESTMENT FUNDS	Turnover (in 000 EUR) - order book trades only	Number of bargains - order book trades only	Market capitalisation as of 31 Aug 2009 (in EURm)
NFD 1 DELNIŠKI INVESTICIJSKI SKLAD	291	253	153
KRONA SENIOR ID	289	90	44
KD ID	286	700	41
INFOND GLOBAL	148	343	56
PROBANKA GLOBALNI NALOŽBENI SKLAD	101	118	42
Others	101	471	49
Total	1,216	1,975	385



C3) MONTHLY TURNOVER BY LJSE MEMBERS

TURNOVER BY MEMBERS BY TYPE OF TRADE IN AUGUST 2009

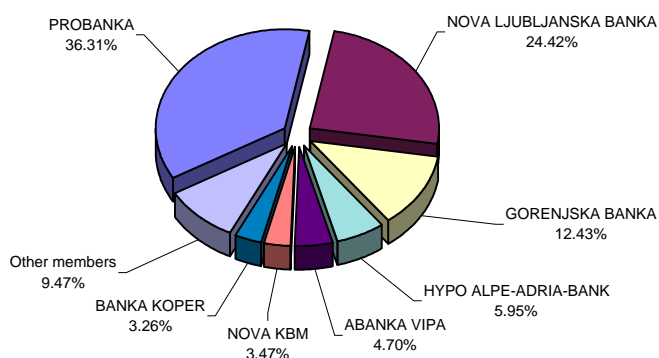
	Member	Normal trades (in EUR)	Block trades (in EUR)	Total via BTS (in EUR)	Share in turnover
1	PROBANKA	563,464	237,162,940	237,726,404	36.31%
2	NOVA LJUBLJANSKA BANKA	3,635,348	156,257,201	159,892,549	24.42%
3	GORENJSKA BANKA	31,042	81,351,400	81,382,443	12.43%
4	HYPO ALPE-ADRIA-BANK	861,948	38,082,880	38,944,828	5.95%
5	ABANKA VIPA	4,802,178	25,955,025	30,757,202	4.70%
6	NOVA KBM	999,977	21,711,989	22,711,966	3.47%
7	BANKA KOPER	381,203	20,942,113	21,323,315	3.26%
8	PUBLIKUM	2,005,889	10,806,170	12,812,059	1.96%
9	UNICREDIT BANK	9,873,079	2,334,460	12,207,539	1.86%
10	ILIRIKA	5,648,660	1,714,705	7,363,365	1.12%
11	GBD GORENJSKA BORZNO POSREDNIŠKA DRUŽBA	6,239,434		6,239,434	0.95%
12	KD BANKA	4,100,804	137,280	4,238,084	0.65%
13	PERSPEKTIVA BPD	2,775,314	270,450	3,045,764	0.47%
14	FACTOR BANKA	2,709,187		2,709,187	0.41%
15	SKB BANKA	1,793,644	480,225	2,273,869	0.35%
16	ARGONOS BPH	2,269,075		2,269,075	0.35%
17	POTEZA	2,234,810		2,234,810	0.34%
18	CERTIUS BPH	1,986,940		1,986,940	0.30%
19	MP BPH	1,611,529		1,611,529	0.25%
20	RAIFFEISEN BANKA	1,149,337		1,149,337	0.18%
21	PFCI	915,131		915,131	0.14%
22	DEŽELNA BANKA SLOVENIJE	540,185		540,185	0.08%
23	MOJA DELNICA BPH	382,492		382,492	0.06%
	TOTAL	57,510,669	597,206,837	654,717,506	100.00%



TURNOVER BY MEMBERS BY TYPE OF SECURITY IN AUGUST 2009

	Member	Shares	Bonds	Funds	Total (in EUR)	Share in turnover
1	PROBANKA	237,527,191	177,751	21,462	237,726,404	36.31%
2	NOVA LJUBLJANSKA BANKA	149,349,584	10,519,680	23,285	159,892,549	24.42%
3	GORENJSKA BANKA	81,382,443			81,382,443	12.43%
4	HYPO ALPE-ADRIA-BANK	38,944,525		304	38,944,828	5.95%
5	ABANKA VIPA	30,468,763	80,530	207,909	30,757,202	4.70%
6	NOVA KBM	22,403,078	213,958	94,930	22,711,966	3.47%
7	BANKA KOPER	21,314,165	6,216	2,935	21,323,315	3.26%
8	PUBLIKUM	12,770,684	40,878	496	12,812,059	1.96%
9	UNICREDIT BANK	11,701,384	506,154		12,207,539	1.86%
10	ILIRIKA	3,343,212	3,937,203	82,951	7,363,365	1.12%
11	GBD GORENJSKA BORZNO POSREDNIŠKA DRUŽBA	4,587,634	618,772	1,033,027	6,239,434	0.95%
12	KD BANKA	4,217,340	2,084	18,660	4,238,084	0.65%
13	PERSPEKTIVA BPD	2,955,877	89,886		3,045,764	0.47%
14	FACTOR BANKA	1,917,992	777,503	13,691	2,709,187	0.41%
15	SKB BANKA	1,792,221	481,225	424	2,273,869	0.35%
16	ARGONOS BPH	1,751,409	29,710	487,956	2,269,075	0.35%
17	POTEZA	1,876,803	224,008	133,999	2,234,810	0.34%
18	CERTIUS BPH	1,870,850	5,011	111,080	1,986,940	0.30%
19	MP BPH	1,494,528	54,815	62,186	1,611,529	0.25%
20	RAIFFEISEN BANKA	926,161	135,899	87,277	1,149,337	0.18%
21	PFCI	880,335	8,187	26,609	915,131	0.14%
22	DEŽELNA BANKA SLOVENIJE	529,062	3,015	8,108	540,185	0.08%
23	MOJA DELNICA BPH	360,660	6,874	14,957	382,492	0.06%
	TOTAL	634,365,901	17,919,360	2,432,246	654,717,506	100.00%

Total turnover by members in August 2009



C4) HISTORICAL TURNOVER SERIES

MONTHLY TURNOVER ON OFFICIAL AND SEMI-OFFICIAL MARKET

Year 2008	Number of trading days	Turnover via BTS (in EUR)			Number of trades via BTS	
		per year	average per day	average per trade	per year	average per day
August	20	39,858,972	1,992,949	3,700	10,774	539
September	22	95,882,452	4,358,293	4,424	21,674	985
October	22	157,079,346	7,139,970	5,518	28,468	1,294
November	20	72,541,168	3,627,058	3,780	19,192	960
December	21	75,645,109	3,602,148	4,728	15,999	762
TOTAL	250	1,285,790,499			249,679	
Average 2008	21	107,149,208	5,129,748	4,907	20,807	998
Year 2009						
January	20	36,389,461	1,819,473	3,049	11,936	597
February	20	53,396,448	2,669,822	4,396	12,146	607
March	22	72,688,384	3,304,017	5,539	13,123	597
April	19	28,542,446	1,502,234	2,930	9,742	513
May	20	71,660,052	3,583,003	4,149	17,273	864
June	21	58,047,409	2,764,162	3,579	16,220	772
July	23	35,744,937	1,554,128	3,195	11,187	486
August	21	327,358,753	15,588,512	27,917	11,726	558
TOTAL	166	683,827,890			103,353	
Average 2009	21	85,478,486	4,098,169	6,844	12,919	624

TURNOVER BY SECURITIES ON ALL MARKETS OF LJUBLJANA STOCK EXCHANGE IN YEARS 1998 - 2008

Total turnover and number of bargains

Year	Number of trading days	Turnover via BTS (in EUR)			Number of trades via BTS	
		per year	average per day	average per trade	per year	average per day
2009	166	683,827,890	4,098,169	6,844	103,353	624
2008	250	1,285,790,499	5,129,748	4,907	249,679	998
2007	246	2,226,900,747	9,052,442	4,903	454,188	1,846
2006	247	996,477,198	4,034,321	4,353	228,941	927
2005	250	579,204,722	2,316,819	2,263	255,908	1,024
2004	255	837,861,029	3,285,730	2,382	351,760	1,379
2003	249	700,844,661	2,814,637	2,058	340,582	1,368
2002	247	1,156,611,591	4,682,638	2,563	451,250	1,827
2001	247	707,615,828	2,864,841	2,221	318,645	1,290
2000	249	1,174,224,149	4,715,760	2,971	395,284	1,587
1999	254	1,397,785,135	5,503,091	3,134	445,966	1,756
1998	252	2,259,292,124	8,965,445	9,531	237,049	941

MONTHLY TURNOVER WITH REGULAR TRADES

Year 2008	Number of	Turnover (in EUR)		average	Number of trades	
Month	trading days	per month	average per day	per trade	per month	average per day
August	20	33,433,573	1,671,679	3,108	10,756	538
September	22	87,042,131	3,956,461	4,021	21,649	984
October	22	104,652,212	4,756,919	3,680	28,440	1,293
November	20	62,382,497	3,119,125	3,253	19,175	959
December	21	58,690,822	2,794,801	3,673	15,981	761
TOTAL	250	1,066,995,041			249,462	
Average 2008	21	88,916,253	4,268,910	4,098	20,789	997
Year 2009						
January	20	32,612,545	1,630,627	2,734	11,928	596
February	20	32,299,265	1,614,963	2,664	12,125	606
March	22	40,712,928	1,850,588	3,109	13,094	595
April	19	25,058,554	1,318,871	2,575	9,732	512
May	20	57,663,938	2,883,197	3,341	17,258	863
June	21	49,491,986	2,356,761	3,055	16,198	771
July	23	33,070,214	1,437,835	2,957	11,184	486
August	21	28,755,334	1,369,302	2,459	11,694	557
TOTAL	166	299,664,764			103,213	
Average 2009	21	37,458,095	1,870,406	2,919	12,902	633

MONTHLY TURNOVER WITH BLOCK TRADES

Year 2008	Number of	Turnover (in EUR)		average	Number of trades	
Month	trading days	per month	average per day	per trade	per month	average per day
August	20	6,425,399	321,270	356,967	18	1
September	22	8,840,321	401,833	353,613	25	1
October	22	52,427,134	2,383,052	1,872,398	28	1
November	20	10,158,671	507,934	597,569	17	1
December	21	16,954,287	807,347	941,905	18	1
TOTAL	250	218,795,458			217	
Average 2008	21	18,232,955	860,838	915,303	18	1
Year 2009						
January	20	3,776,916	188,846	472,115	8	0
February	20	21,097,182	1,054,859	1,004,628	21	1
March	22	31,975,456	1,453,430	1,102,602	29	1
April	19	3,483,893	183,363	348,389	10	1
May	20	13,996,114	699,806	933,074	15	1
June	21	8,555,424	407,401	388,883	22	1
July	23	2,674,723	116,292	891,574	3	0
August	21	298,603,419	14,219,210	9,331,357	32	2
TOTAL	166	384,163,126			140	
Average 2009	21	48,020,391	586,285	734,466	18	1

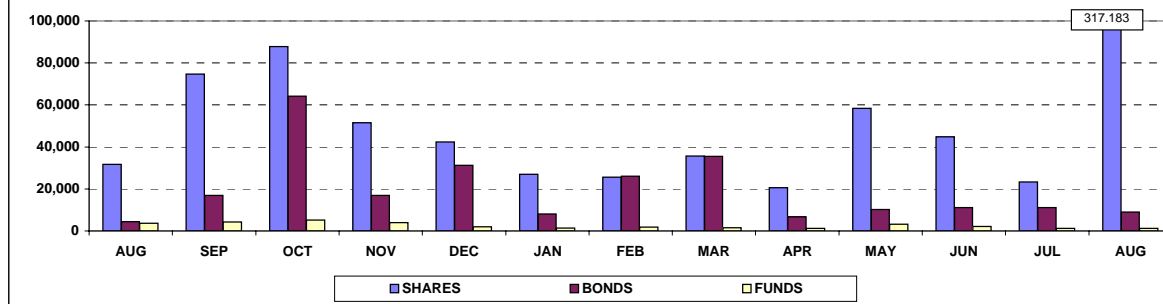
MONTHLY TURNOVER VIA BTS BY MARKETS ON LJUBLJANA STOCK EXCHANGE (In EUR)

	Equity market			Bond market	Fund market			TOTAL	MoM Index
	Prime market	Standard market	Entry market		Plus market	General market	Closed-end fund market		
YEAR 2008									
August	22,056,966	6,975,976	2,715,545	4,473,610		456,255	3,180,620	39,858,972	66
September	53,305,356	16,293,031	5,071,802	16,924,058		750,882	3,537,323	95,882,452	241
October	69,753,204	15,115,415	2,893,899	64,114,981		1,199,088	4,002,759	157,079,346	164
November	40,698,597	8,670,452	2,196,388	16,954,378		1,480,558	2,540,794	72,541,168	46
December	30,153,924	9,728,530	2,483,745	31,288,127		610,503	1,380,279	75,645,108	104
Total 2008	681,451,218	215,058,215	56,068,629	256,999,619	15,076,422	15,076,422	61,136,395	1,285,790,497	
YEAR 2009									
January	20,618,948	5,316,230	1,042,305	8,066,537		397,382	948,059	36,389,461	48
February	19,758,334	3,944,519	1,838,912	26,068,826		398,526	1,387,330	53,396,447	147
March	22,813,419	10,782,320	2,017,421	35,564,622	13,108	419,022	1,078,471	72,688,383	136
April	14,718,689	4,037,912	1,805,668	6,701,914	14,740	374,851	888,672	28,542,446	39
May	40,974,116	15,566,044	1,782,653	10,147,834	4,398	334,980	2,850,026	71,660,052	251
June	36,356,169	6,517,622	1,931,906	11,088,249	32,520	264,245	1,856,699	58,047,409	81
July	20,284,344	2,197,606	875,420	11,171,964	1,426	196,475	1,017,702	35,744,937	62
August	173,313,139	142,888,870	980,941	8,959,680	820	308,436	906,867	327,358,753	916
Total 2009	348,837,159	191,251,123	12,275,226	117,769,626	67,012	2,693,917	10,933,825	683,827,889	

MONTHLY TURNOVER BY SECURITIES ON LJUBLJANA STOCK EXCHANGE (In EUR)

	Shares	Bonds	Funds	TOTAL	MoM Index
YEAR 2008					
August	31,748,488	4,473,610	3,636,874	39,858,972	66
September	74,670,189	16,924,058	4,288,205	95,882,452	241
October	87,762,518	64,114,981	5,201,847	157,079,346	164
November	51,565,437	16,954,378	4,021,352	72,541,168	46
December	42,366,199	31,288,127	1,990,782	75,645,108	104
Total 2008	952,578,061	256,999,619	30,152,843	1,239,730,524	
YEAR 2009					
January	26,977,483	8,066,537	1,345,441	36,389,461	48
February	25,541,765	26,068,826	1,785,856	53,396,447	147
March	35,613,160	35,564,622	1,510,601	72,688,383	136
April	20,562,269	6,701,914	1,278,263	28,542,446	39
May	58,322,814	10,147,834	3,189,404	71,660,052	251
June	44,805,697	11,088,249	2,153,464	58,047,409	81
July	23,357,370	11,171,964	1,215,603	35,744,937	62
August	317,182,951	8,959,680	1,216,123	327,358,753	916
Total 2009	552,363,508	117,769,626	13,694,755	683,827,889	

Monthly turnover by markets on Ljubljana Stock Exchange (in 000 EUR)



D) MARKET CAPITALISATION

	31 Aug 2008	31 Dec 2008	31 Jul 2009	31 Aug 2009	Index 31 Aug 2009 / 31 Jul 2009	Index 31 Aug 2009 / 31 Dec 2008	Index 31 Aug 2009 / 31 Aug 2008	Share
EQUITY MARKET	13,613,547,268	8,468,424,538	8,992,287,989	8,900,461,317	99	105	65	47.96%
PRIME MARKET	7,913,246,681	4,151,217,570	5,689,756,442	5,659,631,570	99	136	72	30.50%
STANDARD MARKET	3,331,592,329	2,589,281,938	2,162,862,374	2,150,572,587	99	83	65	11.59%
ENTRY MARKET	2,368,708,257	1,727,925,030	1,139,669,172	1,090,257,160	96	63	46	5.87%
Banks	599,943,129	712,160,401	697,732,429	679,835,663	97	95	113	7.64%
Companies	12,756,134,866	7,302,124,936	7,704,564,201	7,593,442,109	99	104	60	85.32%
Insurance companies	257,469,273	454,139,201	589,991,360	627,183,545	106			7.05%
BOND MARKET	6,367,767,623	6,795,363,049	9,241,724,959	9,273,218,200	100	136	146	49.97%
State	4,988,229,214	5,040,810,582	7,889,748,966	7,919,624,250	100	157	159	85.40%
Banks	985,713,819	1,348,781,640	900,818,568	932,332,067	103	69	95	10.05%
Comapnies	361,214,590	373,160,828	418,547,425	388,651,883	93	104	108	4.19%
Insurance companies	32,610,000	32,610,000	32,610,000	32,610,000	100	100	100	0.35%
FUND MARKET	100,211,630	129,751,984	130,368,580	132,560,884	102	102	132	0.71%
PLUS MARKET			607,364	614,898				0.46%
GENERAL MARKET	100,211,630	129,751,984	129,761,216	131,945,986	102	102	132	99.54%
CLOSED-END FUND MARKET	679,373,042	223,951,283	257,897,160	252,690,781	98	113	37	1.36%
TOTAL	20,760,899,563	15,617,490,855	18,622,278,688	18,558,931,183	100	119	89	100.00%

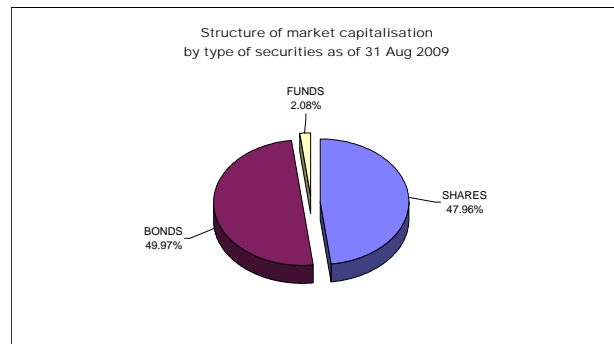
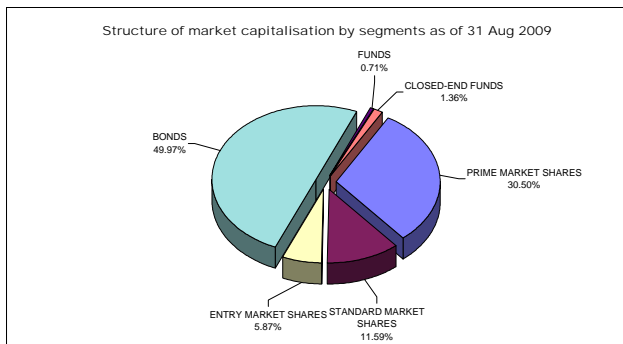
SHARES	13,613,547,268	8,468,424,538	8,992,287,989	8,900,461,317	99	105	66	-
---------------	-----------------------	----------------------	----------------------	----------------------	-----------	------------	-----------	----------

BONDS	6,367,767,623	6,795,363,049	9,241,724,959	9,273,218,200	100	136	145	-
--------------	----------------------	----------------------	----------------------	----------------------	------------	------------	------------	----------

FUNDS	779,584,672	353,703,267	388,265,740	385,251,665	99	109	50	-
--------------	--------------------	--------------------	--------------------	--------------------	-----------	------------	-----------	----------

On 31 Aug 2009, the total market capitalisation of all shares traded, without investment funds, on the Ljubljana Stock Exchange corresponded to 24.7 % of GDP in 2008Q3-2009Q2 - EUR 36,030 million (as reported by Statistical office of the Republic of Slovenia).

EUR=1.4735 USD as of 31 Aug 2008 | EUR=1.3917 USD as of 31 Dec 2008 | EUR=1.4138 USD as of 31 Jul 2009 | EUR=1.4272 USD as of 31 Aug 2009



MARKET CAPITALISATION OF SHARES - PRIME MARKET

Issue	Number of shares traded	Number of issued shares	Share of traded shares	Price as of 31 Aug 2009	Market capitalisation as of 31 Aug 2009 (in EUR)	Market capitalisation as of 31 Aug 2009 (in USD)
1 KRKA	35,426,120	35,426,120	100.00%	72.25 EUR	2,559,537,170	3,652,971,449
2 TELEKOM SLOVENIJE	6,535,478	6,535,478	100.00%	159.57 EUR	1,042,866,224	1,488,378,676
3 PETROL	2,086,301	2,086,301	100.00%	303.58 EUR	633,359,258	903,930,332
4 MERCATOR	3,765,361	3,765,361	100.00%	162.00 EUR	609,988,482	870,575,562
5 LUKA KOPER	14,000,000	14,000,000	100.00%	22.57 EUR	315,980,000	450,966,656
6 NOVA KREDITNA BANKA MARIBOR	26,081,979	26,081,979	100.00%	11.66 EUR	304,115,875	434,034,177
7 GORENJE	14,030,000	14,030,000	100.00%	10.32 EUR	144,789,600	206,643,717
8 INTEREUROPA	7,902,413	7,902,413	100.00%	6.20 EUR	48,994,961	69,925,608
TOTAL					5,659,631,570	8,077,426,176

MARKET CAPITALISATION OF SHARES - STANDARD MARKET

Issue	Number of shares traded	Number of issued shares	Share of traded shares	Price as of 31 Aug 2009	Market capitalisation as of 31 Aug 2009 (in EUR)	Market capitalisation as of 31 Aug 2009 (in USD)
COMMON SHARES					2,139,475,767	3,053,459,814
1 ZAVAROVALNICA TRIGLAV	22,735,148	22,735,148	100.00%	21.57 EUR	490,397,142	699,894,802
2 SAVA	2,006,987	2,006,987	100.00%	232.72 EUR	467,066,015	666,596,616
3 ABANKA	7,198,874	7,200,000	99.98%	50.65 EUR	364,622,968	520,389,900
4 PIVOVARNA LAŠKO	8,611,481	8,611,481	100.00%	30.37 EUR	261,530,678	373,256,584
5 POZAVAROVALNICA SAVA	9,362,519	9,362,519	100.00%	14.61 EUR	136,786,403	195,221,554
6 TERME ČATEŽ	497,022	497,022	100.00%	190.00 EUR	94,434,180	134,776,462
7 SALUS, LJUBLJANA	134,980	134,980	100.00%	460.00 EUR	62,090,800	88,615,990
8 AERODROM LJUBLJANA	1,936,229	1,936,229	100.00%	31.24 EUR	60,487,794	86,328,180
9 ISKRA AVTOELEKTRIKA	1,608,313	1,608,313	100.00%	33.50 EUR	53,878,486	76,895,375
10 ISTRABENZ	5,180,000	5,180,000	100.00%	8.51 EUR	44,081,800	62,913,545
11 ETOL	254,619	254,619	100.00%	144.00 EUR	36,665,136	52,328,482
12 ŽITO	355,792	355,792	100.00%	82.95 EUR	29,512,946	42,120,877
13 DELO PRODAJA	593,549	593,549	100.00%	28.00 EUR	16,619,372	23,719,168
14 MLINOTEST	2,389,177	2,389,177	100.00%	5.50 EUR	13,140,474	18,754,084
15 KOMPAS MTS	594,601	594,601	100.00%	9.00 EUR	5,351,409	7,637,531
16 NIKA	189,876	189,876	100.00%	14.80 EUR	2,810,165	4,010,667
PREFERRED SHARES					11,096,820	15,837,382
1 PROBANKA	396,315	400,000	99.08%	28.00 EUR	11,096,820	15,837,382
TOTAL					2,150,572,587	3,069,297,196

EXCHANGE RATE 1 EUR= 1.4272 USD as of 31 Aug 2009

MARKET CAPITALISATION OF SHARES - ENTRY MARKET

	Issue	Number of shares traded	Number of issued shares	Share of traded shares	Price as of 31 Aug 2009	Market capitalisation as of 31 Aug 2009 (in EUR)	Market capitalisation as of 31 Aug 2009 (in USD)
	COMMON SHARES					1,074,774,766	1,533,918,546
1	NFD HOLDING	33,727,196	33,727,196	100.00%	4.60 EUR	155,145,102	221,423,089
2	KD GROUP	2,675,640	2,675,640	100.00%	52.54 EUR	140,578,126	200,633,101
3	KD	186,436	186,436	100.00%	600.00 EUR	111,861,600	159,648,876
4	HELIOS, DOMŽALE	278,446	278,446	100.00%	384.90 EUR	107,173,865	152,958,541
5	AKTIVA NALOŽBE	18,214,875	18,214,875	100.00%	4.99 EUR	90,892,226	129,721,385
6	MAKSIMA INVEST	9,706,289	9,706,289	100.00%	4.60 EUR	44,648,929	63,722,952
7	CINKARNA CELJE	814,626	814,626	100.00%	49.90 EUR	40,649,837	58,015,448
8	JUTEKS	641,432	641,432	100.00%	42.00 EUR	26,940,144	38,448,974
9	NAMA	953,795	953,795	100.00%	27.54 EUR	26,267,514	37,488,996
10	SWATY	288,940	288,940	100.00%	80.00 EUR	23,115,200	32,990,013
11	FINETOL	254,619	254,619	100.00%	82.00 EUR	20,878,758	29,798,163
12	MARINA PORTOROŽ	313,932	313,932	100.00%	64.00 EUR	20,091,648	28,674,800
13	GRAND HOTEL UNION	1,814,613	1,814,613	100.00%	9.65 EUR	17,511,015	24,991,721
14	ZVON ENA HOLDING	12,431,743	12,431,743	100.00%	1.34 EUR	16,658,536	23,775,062
15	MODRA LINJA HOLDING	2,192,411	2,192,411	100.00%	7.00 EUR	15,346,877	21,903,063
16	MERCATA	2,891,874	2,891,874	100.00%	5.00 EUR	14,459,370	20,636,413
17	VIPA HOLDING	7,347,565	7,347,565	100.00%	1.80 EUR	13,225,617	18,875,601
18	TRIGLAV NALOŽBE	13,182,366	13,182,366	100.00%	1.00 EUR	13,182,366	18,813,873
19	GORENJSKI TISK	963,349	963,349	100.00%	13.00 EUR	12,523,537	17,873,592
20	MEDVEŠEK PUŠNIK DZU	75,000	75,000	100.00%	153.90 EUR	11,542,500	16,473,456
21	ZVON DVA HOLDING	14,120,934	14,120,934	100.00%	0.71 EUR	10,039,984	14,329,065
22	GEA	1,254,960	1,254,960	100.00%	8.00 EUR	10,039,680	14,328,631
23	MEDVEŠEK PUŠNIK	800,000	800,000	100.00%	12.00 EUR	9,600,000	13,701,120
24	HRAM HOLDING	4,346,667	4,346,667	100.00%	2.20 EUR	9,562,667	13,647,839
25	PLAMA - PUR	686,798	686,798	100.00%	12.10 EUR	8,310,256	11,860,397
26	ZLATA MONETA II	8,232,861	8,232,861	100.00%	1.00 EUR	8,232,861	11,749,939
27	SLOVENIJALES	273,377	273,604	99.92%	27.50 EUR	7,517,868	10,729,500
28	CETIS	200,000	200,000	100.00%	36.95 EUR	7,390,000	10,547,008
29	MELAMIN	349,913	349,913	100.00%	18.50 EUR	6,473,391	9,238,823
30	ŽELEZARNA RAVNE - MONTER DRAVOGRAD	336,225	336,225	100.00%	19.00 EUR	6,388,275	9,117,346
31	DATALAB TEHNOLOGIJE	106,519	106,519	100.00%	59.90 EUR	6,380,488	9,106,233
32	ALPETOURL POTOVALNA AGENCIJA	497,847	497,847	100.00%	12.15 EUR	6,048,841	8,632,906
33	M1	3,932,515	3,932,515	100.00%	1.50 EUR	5,898,773	8,418,728
34	VELANA	1,409,645	1,409,645	100.00%	3.10 EUR	4,369,900	6,236,721
35	TERME DOBRNA	692,542	692,542	100.00%	6.25 EUR	4,328,388	6,177,475
36	JAVOR PIVKA	1,194,700	1,194,700	100.00%	3.53 EUR	4,217,291	6,018,918
37	ALPOS	144,913	144,913	100.00%	29.00 EUR	4,202,477	5,997,775
38	GORIŠKE OPEKARNE	523,634	523,634	100.00%	8.00 EUR	4,189,072	5,978,644
39	TRDNJAVA I HOLDING	891,750	891,750	100.00%	4.00 EUR	3,567,000	5,090,822
40	INFOND HOLDING	16,833,414	16,833,414	100.00%	0.19 EUR	3,198,349	4,564,683
41	SIVENT	1,229,712	1,229,712	100.00%	2.50 EUR	3,074,280	4,387,612
42	INLES	712,410	712,410	100.00%	4.00 EUR	2,849,640	4,067,006
43	INTERTRADE ITA	69,531	69,531	100.00%	40.49 EUR	2,815,310	4,018,011
44	KOŠAKI TMI	43,236	43,236	100.00%	58.00 EUR	2,507,688	3,578,972
45	ELMO	708,000	708,000	100.00%	3.50 EUR	2,478,000	3,536,602
46	KS NALOŽBE	3,909,878	3,909,878	100.00%	0.50 EUR	1,958,849	2,795,669
47	TEKSTINA	1,127,293	1,127,293	100.00%	1.40 EUR	1,578,210	2,252,442
48	MKT PRINT	103,954	103,954	100.00%	15.00 EUR	1,559,310	2,225,447
49	MAKSIMA HOLDING	6,399,850	6,399,850	100.00%	0.20 EUR	1,286,370	1,835,907
50	ZDRAVILIŠČE ROGAŠKA	901,581	961,898	93.73%	0.70 EUR	631,107	900,715
51	TRDNJAVA HOLDING	2,593,123	2,593,123	100.00%	0.22 EUR	575,673	821,601
52	CENTER NALOŽBE	3,777,004	3,777,004	100.00%	0.140 EUR	517,450	738,504
53	JELEN GOSTINSKO PODJETJE	67,798	67,798	100.00%	3.340 EUR	226,445	323,183
54	D NALOŽBE	90,810	90,810	100.00%	0.750 EUR	68,108	97,203
	PREFERRED SHARES					15,482,394	22,096,473
1	PRVA GROUP	170,000	170,000	100.00%	55.500 EUR	9,435,000	13,465,632
2	KD GROUP	266,413	266,413	100.00%	22.520 EUR	5,999,621	8,562,659
3	ZDRAVILIŠČE ROGAŠKA	28,102	30,000	93.67%	1.700 EUR	47,773	68,182
	TOTAL					1,090,257,160	1,556,015,019

EXCHANGE RATE 1 EUR= 1.4272 USD as of 31 Aug 2009

MARKET CAPITALISATION OF BONDS

Izdaja	Number of issued bonds	Price as of 31 Aug 2009	Principal amt. as of 31 Aug 2009	Currency of denomination	Market capitalisation as of 31 Aug 2009 (in EUR)	Market capitalisation as of 31 Aug 2009 (in USD)	
1	REPUBLIKA SLOVENIJA 65 th ISSUE	1,500,000	105.60	1,000.00	EUR	1,584,000.000	2,260,684.800
2	REPUBLIKA SLOVENIJA 59 th ISSUE	25,553,128	100.20	41.73	EUR	1,068,464.696	1,524,912.813
3	REPUBLIKA SLOVENIJA 64 th ISSUE	1,000,000		1,000.00	EUR	1,000,000.000	1,427,200.000
4	REPUBLIKA SLOVENIJA 63 th ISSUE	1,000,000	96.50	1,000.00	EUR	965,000.000	1,377,248.000
5	SLOVENSKA ODŠKODNINSKA DRUŽBA 2 nd ISSUE	15,848,400	103.50	39.55	EUR	648,742.368	925,885.107
6	SID BANKA 1 st ISSUE	5,000	100.00	100,000.00	EUR	500,000.000	713,600.000
7	REPUBLIKA SLOVENIJA 62 nd ISSUE	9,358,736	95.00	41.73	EUR	371,013.051	529,509.826
8	REPUBLIKA SLOVENIJA 60 th ISSUE	8,833,535	100.50	41.73	EUR	370,466.533	528,729.836
9	REPUBLIKA SLOVENIJA 61 st ISSUE	7,880,699	101.00	41.73	EUR	332,150.185	474,044.744
10	REPUBLIKA SLOVENIJA 57 th ISSUE	6,223,274	107.70	41.73	EUR	279,693.910	399,179.149
11	REPUBLIKA SLOVENIJA 33 rd ISSUE	248,716	140.00	511.29	EUR	178,032.405	254,087.849
12	REPUBLIKA SLOVENIJA 53 rd ISSUE	792,909	99.67	100.00	EUR	79,029.240	112,790.531
13	REPUBLIKA SLOVENIJA 54 th ISSUE	1,828,310	102.90	41.73	EUR	78,507.942	112,046.535
14	REPUBLIKA SLOVENIJA 38 th ISSUE	688,470	106.00	100.00	EUR	72,977.820	104,153.945
15	NLB 18 th ISSUE	150,000	100.00	417.29	EUR	62,593.500	89,333.443
16	DARS 2 nd ISSUE	148,000		417.29	EUR	61,758.920	88,142.331
17	DARS	134,300	103.00	417.29	EUR	57,723.308	82,382.706
18	REPUBLIKA SLOVENIJA 48 th ISSUE	564,652	100.00	100.00	EUR	56,465.200	80,587.133
19	REPUBLIKA SLOVENIJA 29 th ISSUE	550,000	102.20	100.00	EUR	56,210.000	80,222.912
20	NLB 15 th ISSUE	131,126	102.20	417.29	EUR	55,921.355	79,810.958
21	NLB 23 rd ISSUE	54,200		1,000.00	EUR	54,200.000	77,354.240
22	NLB 13 th ISSUE	117,335	107.50	417.29	EUR	52,634.926	75,120.567
23	REPUBLIKA SLOVENIJA 26 th ISSUE	499,765	102.20	100.00	EUR	51,075.983	72,895.643
24	BANKA CELJE 11 th ISSUE	50,000		1,000.00	EUR	50,000.000	71,360.000
25	REPUBLIKA SLOVENIJA 50 th ISSUE	485,270	101.00	100.00	EUR	49,012.270	69,950.312
26	REPUBLIKA SLOVENIJA 18 th ISSUE	450,166	101.51	100.00	EUR	45,696.351	65,217.832
27	DARS 3 rd ISSUE	102,000	102.00	417.29	EUR	43,414.852	61,961.676
28	NLB 17 th ISSUE	101,694	97.00	417.29	EUR	41,162.813	58,747.566
29	KD HOLDING 1 st ISSUE	400,000	102.50	100.00	EUR	41,000.000	58,515.200
30	NLB 19 th ISSUE	100,000	98.00	417.29	EUR	40,894.420	58,364.516
31	REPUBLIKA SLOVENIJA 23 rd ISSUE	400,000	100.00	100.00	EUR	40,000.000	57,088.000
32	KD HOLDING 2 nd ISSUE	400,000	97.20	100.00	EUR	38,880.000	55,489.536
33	POSLOVNI SISTEM MERCATOR	365,400	101.00	100.00	EUR	36,905.400	52,671.387
34	BANKA CELJE 10 th ISSUE	370,000	98.92	100.00	EUR	36,600.400	52,236.091
35	ZAVAROVALNICA TRIGLAV 1 st ISSUE	30,000	108.70	1,000.00	EUR	32,610.000	46,540.992
36	NLB 16 th ISSUE	77,557	100.00	417.29	EUR	32,363.761	46,189.559
37	REPUBLIKA SLOVENIJA 21 st ISSUE	1,383,269		24.20	EUR	32,136.105	45,864.650
38	DROGA KOLINSKA 1 st ISSUE	30,000		1,000.00	EUR	30,000.000	42,816.000
39	NLB 22 nd ISSUE	298,940	100.00	100.00	EUR	29,894.000	42,664.717
40	REPUBLIKA SLOVENIJA 49 th ISSUE	77,979	100.00	380.00	EUR	29,632.020	42,290.819
41	PROBANKA 10 th ISSUE	30,000	97.35	1,000.00	EUR	29,205.000	41,681.376
42	NOVA KBM 8 th ISSUE	70,000	99.50	417.29	EUR	29,064.249	41,480.495
43	NOVA KBM 7 th ISSUE	70,000	98.22	417.29	EUR	28,690.357	40,946.877
44	DELO PRODAJA 1 st ISSUE	4,662,470	60.00	10.00	EUR	27,974.820	39,925.663
45	NLB 11 th ISSUE	26,326	100.00	1,000.00	EUR	26,326.000	37,572.467
46	FACTOR BANKA 17 th ISSUE	25,000		1,000.00	EUR	25,000.000	35,680.000
47	REPUBLIKA SLOVENIJA 32 nd ISSUE	238,655	101.01	100.00	EUR	24,106.542	34,404.856
48	NLB 20 th ISSUE	57,100		417.29	EUR	23,827.259	34,006.264
49	ABANKA VIPA 10 th ISSUE	21,000	100.00	1,000.00	EUR	21,000.000	29,971.200
50	ABANKA VIPA 11 th ISSUE	500,000	99.70	41.73	EUR	20,802.405	29,689.192
51	CIMOS 1 st ISSUE	200,000	102.80	100.00	EUR	20,560.000	29,343.232
52	BANKA CELJE 9 th ISSUE	50,000	98.50	417.29	EUR	20,551.533	29,331.147
53	ABANKA VIPA 12 th ISSUE	500,000	97.50	41.73	EUR	20,343.375	29,034.065
54	PROBANKA 9 th ZDAJA	250,000	80.00	100.00	EUR	20,000.000	28,544.000
55	ABANKA VIPA 7 th ISSUE	173,000	100.50	100.00	EUR	17,386.500	24,814.013
56	POŠTNA BANKA SLOVENIJE 7 th ISSUE	40,000	95.00	417.29	EUR	15,857.020	22,631.139
57	POTEZA SKUPINA 1 st ISSUE	15,415	99.99	1,000.00	EUR	15,413.459	21,998.088
58	FACTOR BANKA 11 th ISSUE	13,000	103.70	1,000.00	EUR	13,481.000	19,240.083
59	BANKA CELJE 8 th ISSUE	125,000	100.80	100.00	EUR	12,600.000	17,982.720
60	BANKA DOMŽALE 1 st ISSUE	125,000		100.00	EUR	12,500.000	17,840.000
61	FACTOR BANKA 19 th ISSUE	12,155	100.30	1,000.00	EUR	12,191.465	17,399.659
62	FACTOR BANKA 20 th ISSUE	13,090	92.50	1,000.00	EUR	12,108.250	17,280.894
63	PROBANKA 7 th ISSUE	120,000	99.99	100.00	EUR	11,998.800	17,124.687
64	FACTOR BANKA 14 th ISSUE	1,216	98.00	10,000.00	EUR	11,916.800	17,007.657
65	ABANKA VIPA 8 th ISSUE	100,000	101.80	100.00	EUR	10,180.000	14,528.896
66	FACTOR BANKA 12 th ISSUE	2,500,000	97.50	4.17	EUR	10,164.375	14,506.596
67	BANKA CELJE 7 th ISSUE	100,000	100.20	100.00	EUR	10,020.000	14,300.544
68	ABANKA VIPA 9 th ISSUE	100,000	99.50	100.00	EUR	9,950.000	14,200.640
69	PROBANKA 8 th ISSUE	92,000	100.00	100.00	EUR	9,200.000	13,130.240
70	FACTOR BANKA 15 th ISSUE	9,000	100.00	1,000.00	EUR	9,000.000	12,844.800
71	FACTOR BANKA 21 st ISSUE	7,338	92.00	1,000.00	EUR	6,750.960	9,634.970
72	FACTOR BANKA 9 th ISSUE	5,927	99.00	1,000.00	EUR	5,867.730	8,374.424
73	FMR	50,000	103.00	100.00	EUR	5,150.000	7,350.080
74	KB1909 1 st ISSUE	10,000	102.50	500.00	EUR	5,125.000	7,314.400
75	FACTOR BANKA 16 th ISSUE	500	102.00	10,000.00	EUR	5,100.000	7,278.720
76	BANKA ZASAVJE 3 rd ISSUE	5,000	100.53	1,000.00	EUR	5,026.500	7,173.821
77	POTEZA NALOŽBE	100,000	100.60	48.95	EUR	4,924.622	7,028.420
78	DEOS 1 st ISSUE	58,259	100.02	81.86	EUR	4,770.036	6,807.795
79	REPUBLIKA SLOVENIJA 44 th ISSUE	106,483	106.20	41.73	EUR	4,719.035	6,735.006
80	POŠTNA BANKA SLOVENIJE 6 th ISSUE	10,000	104.00	417.29	EUR	4,339.816	6,193.785
81	STANOVANJSKI SKLAD RS 3 rd ISSUE	20,000	105.44	94.34	EUR	1,989.575	2,839.521
82	STANOVANJSKI SKLAD RS 1 st ISSUE	70,965	97.10	7.30	EUR	503.021	717.912
83	BANKA VIPA 7 th ISSUE	10,000	98.00	37.50	EUR	367.500	524.496
84	SIP STROJNA INDUSTRIJA 1 st ISSUE B SERIES	17,250		10.23	EUR	176.468	251.854
85	BANKA VIPA 6 th ISSUE	10,000	100.00	12.50	EUR	125.000	178.400
TOTAL						9,273,218,200	13,234,737,016

EXCHANGE RATE 1 EUR= 1.4272 USD as of 31 Aug 2009

MARKET CAPITALISATION OF OPEN-END FUNDS - PLUS MARKET

	Mutual fund / ETF	Number of coupons traded	Price as of 31 Aug 2009	Market capitalisation as of 31 Aug 2009 (in EUR)	Market capitalisation as of 31 Aug 2009 (in USD)
1	INDEKSNI VZAJEMNI SKLAD PB URANIUM INDEX	529,179	0.680 EUR	357,725	510,545
2	INDEKSNI VZAJEMNI SKLAD PB BIOTECH INDEX	267,889	0.960 EUR	257,173	367,038
	TOTAL			614,898	877,583

MARKET CAPITALISATION OF OPEN-END FUNDS - GENERAL MARKET

	Mutual fund / ETF	Number of coupons traded	Price as of 31 Aug 2009	Market capitalisation as of 31 Aug 2009 (in EUR)	Market capitalisation as of 31 Aug 2009 (in USD)
1	INFOND GLOBAL	6,301,245	8.85 EUR	55,766,018	79,589,261
2	PROBANKA GLOBALNI NALOŽBENI SKLAD	63,605,685	0.660 EUR	42,170,569	60,185,836
3	INFOND DYNAMIC	5,036,103	4.15 EUR	20,899,827	29,828,234
4	MP-BALKAN.SI	362,220	24.50 EUR	8,874,390	12,665,529
5	MP-EUROSTOCK.SI	1,032,971	4.10 EUR	4,235,181	6,044,450
	TOTAL			133,175,783	190,068,477

MARKET CAPITALISATION OF CLOSE-END FUNDS

	Investment company	Number of shares traded	Price as of 31 Aug 2009	Market capitalisation as of 31 Aug 2009 (in EUR)	Market capitalisation as of 31 Aug 2009 (in USD)
1	NFD 1 DELNIŠKI INVESTICIJSKI SKLAD	160,580,300	0.950 EUR	152,872,446	218,179,554
2	KRONA SENIOR ID	6,895,504	6.39 EUR	44,062,271	62,885,673
3	KD ID	9,181,542	4.49 EUR	41,225,124	58,836,496
4	ZVON ENA ID	2,277,577	6.38 EUR	14,530,941	20,738,559
	TOTAL			252,690,781	360,640,283

EXCHANGE RATE	1 EUR=	1.4272 USD as of 31 Aug 2009
----------------------	--------	------------------------------

E) OTHER

E1) INDICATORS AS OF 31 AUG 2009

ISSUE	Price as of 31 Aug 2009	Total net profit (loss) in 000 EUR in 2008	Earning per share as of 31 Dec 2008	P / E ⁽¹⁾	Dividend for 2007 or 2008	Dividend yield	Book value as of 31 Dec 2008	P / B ⁽¹⁾	Turnover ratio ⁽²⁾
PRIME MARKET SHARES									
Gorenje	10.32 EUR	8,872 EUR	0.66 EUR	15.56			27.19 EUR	0.38	7.42%
Intereuropa	6.20 EUR	3,259 EUR	0.412 EUR	15.03		0.00%	20.25 EUR	0.31	5.61%
Krka	72.25 EUR	155,955 EUR	4.61 EUR	15.66	1.05 EUR	1.45%	22.54 EUR	3.20	10.58%
Luka Koper ⁽⁴⁾	22.57 EUR	16,921 EUR	1.21 EUR	18.67		0.00%	21.97 EUR	1.03	3.27%
Mercator	162.00 EUR	40,846 EUR	10.99 EUR	14.74	4.50 EUR	2.78%	217.26 EUR	0.75	25.59%
Nova KBM	11.66 EUR	13,614 EUR	0.55 EUR	21.13	0.20 EUR	1.72%	13.75 EUR	0.85	0.90%
Petrol	303.58 EUR	(54,802 EUR)	(26.58 EUR)	⁽³⁾	5.90 EUR	1.94%	175.11 EUR	1.73	3.16%
Telekom Slovenije	159.57 EUR	85,818 EUR	13.19 EUR	12.10	6.00 EUR	3.76%	163.21 EUR	0.98	3.22%
PRIME MARKET AVERAGE ⁽⁶⁾				20.92		1.96%		1.34	
Abanka Vipava	50.65 EUR	20,406 EUR	3.22 EUR	15.74	1.01 EUR	1.99%	46.80 EUR	1.08	1.00%
Aerodrom ⁽⁴⁾	31.24 EUR	11,787 EUR	3.10 EUR	10.06	0.43 EUR	1.38%	30.58 EUR	1.02	7.55%
Delo Prodaja ⁽⁵⁾	28.00 EUR	6,643 EUR	11.846 EUR	2.36	0.70 EUR	2.50%	41.40 EUR	0.68	0.96%
Etol	144.00 EUR	1,013 EUR	3.98 EUR	36.20	2.00 EUR	1.39%	121.11 EUR	1.19	2.32%
Iskra Avtoelektrika	33.50 EUR	4,196 EUR	2.62 EUR	12.78		0.00%	29.51 EUR	1.14	1.07%
Istrabenz ⁽⁸⁾	8.51 EUR	(226,433 EUR)	(43.72 EUR)	⁽³⁾	3.79 EUR	44.54%	10.90 EUR	0.78	2.41%
Kompas MTS ⁽⁸⁾	9.00 EUR	308 EUR	0.52 EUR	17.36			76.77 EUR	0.12	0.12%
Mlinotest	5.50 EUR	705 EUR	0.30 EUR	18.60			10.37 EUR	0.53	0.13%
Nika ⁽⁵⁾	14.80 EUR	(533 EUR)	(2.81 EUR)	⁽³⁾			15.17 EUR	0.98	0.52%
Pivovarna Laško ⁽⁸⁾	30.37 EUR	3,640 EUR	0.42 EUR	72.96		0.00%	31.90 EUR	0.95	33.42%
Pozavarovalnica Sava	14.61 EUR	(8,903 EUR)	(1.13 EUR)	⁽³⁾			21.25 EUR	0.69	6.81%
Salus ⁽⁵⁾	460.00 EUR	6,833 EUR	53.85 EUR	8.54	40.00 EUR	8.70%	415.87 EUR	1.11	1.18%
Sava	232.72 EUR	2,346 EUR	1.17 EUR	198.76	3.10 EUR	1.33%	239.55 EUR	0.97	2.81%
Terme Čatež ⁽⁸⁾	190.00 EUR	3,354 EUR	6.79 EUR	27.96		0.00%	184.23 EUR	1.03	0.48%
Zavarovalnica Triglav ⁽⁷⁾	21.57 EUR	2,952 EUR	0.17 EUR	124.52	0.10 EUR	0.46%	28.12 EUR	0.77	4.88%
Žito	82.95 EUR	(445 EUR)	(1.26 EUR)	⁽³⁾	3.05 EUR	3.68%	188.13 EUR	0.44	4.44%
STANDARD MARKET AVERAGE ⁽⁶⁾				39.60		1.12%		0.96	

Calculated on the basis of last audited consolidated financial statements. Average number of shares traded in last 2 years has been used for the calculations.

(1) P / E = price / earnings per share.

(2) Yearly turnover / average market capitalisation (based on data at the end of current month, before 6 months and before 12 months).

(3) Not applicable.

(4) By Aerodrom Ljubljana P / E is calculated on all shares.

(5) Calculated on the basis of audit consolidated financial statements based on Slovene accounting standards.

(6) Average ratios (illiquid companies excluded).

Average P/E = total market capitalisation of common shares listed (31 Aug 2009) / total net profit of companies listed on prime market or official market (in 2008), adjusted with share of listed securities.

Average div. yield = total dividends, paid by the companies listed in 2007 or 2008, adjusted with share of listed securities / total market capitalisation of common shares on prime market or official market (31 Aug 2009).

Average price / book value = total market capitalisation of common shares listed (31 Aug 2009) / total equity of companies listed on prime market or official market (31 Dec 2008), adjusted with share of listed securities.

(7) Values adjusted according to the share split ratio (1:4).

(8) Calculations based on dividends / profit allocation for 2007.

E2) RECORD VALUES

RECORD DAILY TURNOVER IN 2009

5 Aug 2009

	Turnover (in EUR)	Number of bargains	Volume in pieces
Order book trades	1,667,542	497	50,149
Cross trades (excluding block trades)	332,338	54	21,662
Block trades	156,863,446	5	2,818,340
Total	158,863,326	556	2,890,151

MAX AND MIN VALUE OF TURNOVER AND INDICES

	In 2009		1989-2008	
Monthly turnover - block trades excluded (in 000 EUR)	327,358.75	August	250,231.98	July 2006
Daily turnover - block trades excluded (in 000 EUR)	158,863.33	5 Aug 2009	42,083.43	10 Dec 2007
Number of bargains per day - block trades excluded	1,183	19 May 2009	6,391.00	27 Dec 2002
Value of block trade (in 000 EUR)	66,797.28	5 Aug 2009	75,012.95	23 Nov 2005
Max value of SBI 20 index	4,400.22	12 Jun 2009	12,242.01	31 Aug 2007
Min value of SBI 20 index	3,408.37	10 Mar 2009	891.93	10 Sep 1996
Max value of SBI TOP index	1,076.13	12 Jun 2009	2,674.69	31 Aug 2007
Min value of SBI TOP index	807.93	10 Mar 2009	534.14	8 Jul 2003
Other				
Market capitalisation of shares in EURm	9,215.75	30 Jun 2009	19,806	31 Aug 2007
End of month share in market cap of foreign investors	7.14%	31 Aug 2009	19.68%	31 Dec 2002

E3) NEW LISTED AND DELISTED SECURITIES AND CHANGES IN 2009

NEW LISTED SECURITIES

BOND MARKET

Issuer	Trading code	Nomin. value of issue	Issue	Listing date	First trading day
REPUBLIKA SLOVENIJA	RS64	1,000,000,000 EUR	64 th issue	30 Jan 2009	6 Feb 2009
REPUBLIKA SLOVENIJA	RS65	1,500,000,000 EUR	65 th issue	27 Mar 2009	3 Apr 2009

DELISTED SECURITIES

EQUITY MARKET - ENTRY MARKET

Issuer	Trading code	Type of share	Delisting date
NIKO	NKPG	common	22 Jan 2009
TOSAMA	TODG	common	28 Jan 2009
LESNINA	MILG	common	28 May 2009
MIP	MIPG	common	16 Jun 2009

BOND MARKET

Issuer	Trading code	Issue	Delisting date
NOVA LJUBLJANSKA BANKA	NLB24	24 th issue	24 Apr 2009

EXTENDED LISTING OF SECURITIES

EQUITY MARKET - STANDARD MARKET

Issuer	Trading code	Type of share	Number of shares before extension	Number of shares after extension	Extension date
PROBANKA	PRBP	preferred	396,295	396,300	11 Feb 2009
PIVOVARNA LAŠKO	PILR	common	8,581,972	8,611,481	13 Mar 2009
ABANKA VIPA	ABKN	common	7,197,738	7,198,874	12 May 2009
PROBANKA	PRBP	common	396,300	396,315	21 Jul 2009

EQUITY MARKET - ENTRY MARKET

Issuer	Trading code	Type of share	Number of shares before extension	Number of shares after extension	Extension date
MAKSINA INVEST	MKIR	common	7,451,949	9,117,789	20 May 2009
MAKSINA INVEST	MKIR	common	9,117,789	9,706,289	7 Jul 2009

BOND MARKET

Issuer	Trading code	Issue	Number of bonds before reduction	Number of bonds after reduction	Reduction date
DELO PRODAJA	DPR1	1 st issue	200,000	4,662,470	8 Jan 2009
SLOVENSKA IZVOZNA IN RAZVOJNA BANKA	SI01	1 st issue	2,500	5,000	12 Jan 2009

LISTING CHANGES

Issuer	Trading code	Type of security	Exit from market	Entry into market	Transfer date
PB BIOTECH INDEX	PBDBI	index fund	General market	Plus market	4 Mar 2009
PB URANIUM INDEX	PBDUI	index fund	General market	Plus market	4 Mar 2009
NOVA KBM	KBMR	common share	Standard market	Prime market	11 Jun 2009

EXPIRED BONDS

Issuer	Trading code	Issue	Last trading day
HOTELI BERNARDIN	HTB1E	1 st issue	26 Jan 2009
REPUBLIKA SLOVENIJA	RS56	56 th issue	4 Feb 2009
NOVA KBM	KBM5	5 th issue	15 Mar 2009
FACTOR BANKA	FB06	6 th issue	21 Apr 2009
ABANKA VIPA	AB06	6 th issue	15 May 2009
NOVA LJUBLJANSKA BANKA	NLB21	21 st issue	2 Jul 2009

F) LIST OF SECURITIES

F1) EQUITY MARKET

PRIME MARKET

	Issuer	Trading code	First trading day	Nominal value of issue listed	Number of shares traded	Isin code	Sector
1	GORENJE, VELENJE	GRVG	10 Nov 2000 ⁽²⁾	no par value	14,030,000	SI 003110407 6	household appliances
2	INTEREUROPA, KOPER	IEKG	June 1998 free market) 12 Jan 1998	no par value	7,902,413	SI 003110009 0	retail trade
3	LUKA KOPER	LKPG	20 Nov 1996	no par value	14,000,000	SI 003110134 6	transport
4	KRKA TOVARNA ZDRAVIL, NOVO MESTO	KRKG	4 Nov 1997	no par value	35,426,120	SI 003110212 0	pharmaceutical & chemical industry
5	MERCATOR, LJUBLJANA	MELR	22 Dec 1997	no par value	3,765,361	SI 003110008 2	commerce industry, agriculture
6	NOVA KBM	KBMR	10 Dec 2007	no par value	26,081,979	SI 002110405 2	banking
7	PETROL, LJUBLJANA	PETG	5 May 1997	no par value	2,086,301	SI 003110215 3	crude-oil and gas trade
8	TELEKOM SLOVENIJE	TLSG	2 Oct 2006	no par value	6,535,478	SI 0031104290	telecommunication

STANDARD MARKET - COMMON SHARES

	Issuer	Trading code	First trading day	Nominal value of issue listed	Number of shares traded	Isin code	Sector
1	ABANKA VIPA	ABKN	27 Oct 2008	no par value	7,198,874	SI 002110860 8	banking
2	AERODROM, LJUBLJANA	AELG	8 Oct 1997	no par value	1,936,229	SI 003110327 6	airport services
3	DELO PRODAJA	DPRG	12 Feb 2001	no par value	593,549	SI 003110707 9	trade
4	ETOL, CELJE	ETOG	21 Feb 1997	no par value	254,619	SI 003110133 8	essential oils and fragrances production
5	ISKRA AVTOELEKTRIKA	IALG	16 Oct 2006	no par value	1,608,313	SI 003110704 6	production of electrical equipment for machinery and vehicles
6	ISTRABENZ, KOPER	ITBG	16 June 1997	no par value	5,180,000	SI 003110207 0	holding companies management
7	KOMPAS MTS	MTSG	8 Dec 2000	no par value	594,601	SI 003110370 6	catering service, border-crossing and tourist services
8	MLINOTEST, AJDOVŠČINA	MAJG	3 Apr 2000	no par value	2,389,177	SI 003110820 0	food processing industry
9	NIKA, BREŽICE	NIKN	23 June 1992	no par value	189,876	SI 003110079 3	financial consultancy and services
10	PIVOVARNA LAŠKO	PILR	1 Feb 2000	no par value	8,611,481	SI 003110741 8	brewery
11	POZAVAROVALNICA SAVA	POSR	12 Jun 2008	no par value	9,362,519	SI 002111051 3	reinsurance
12	SALUS, LJUBLJANA	SALR	16 Jan 1992	no par value	134,980	SI 003110568 5	full-line pharmaceutical wholesale
13	SAVA, KRANJ	SAVA	6 Jan 2000	no par value	2,006,987	SI 003110845 7	chemicals
14	TERME ČATEŽ	TCRG	26 Aug 1993	no par value	497,022	SI 003110063 7	health resort
15	ZAVAROVALNICA TRIGLAV	ZVTG	9 Sep 2008	no par value	22,735,148	SI 002111165 1	insurance company
16	ŽITO, LJUBLJANA	ZTOG	20 Mar 2000	no par value	355,792	SI 003110844 0	flour, bread, pasta and sweets production

STANDARD MARKET - PREFERRED SHARES

	Issuer	Trading code	First trading day	Nominal value of issue listed	Number of shares traded	Isin code	Sector
1	PROBANKA, MARIBOR	PRBP	30 Mar 1993	no par value	396,315	SI 002120040 5	banking

ENTRY MARKET - COMMON SHARES

	Issuer	Trading code	First trading day	Nominal value of issue listed	Number of shares traded	Isin code	Sector
1	AKTIVA NALOŽBE, LJUBLJANA	ATPG	27 Feb 2004	no par value	18,214,875	SI 002111216 2	holding companies management
2	ALPETOUR POTOVALNA AGENCIJA	APAG	2 Aug 2000	no par value	497,847	SI 003110989 3	passengers transport
3	ALPOS	APOG	10 Apr 2006	no par value	144,913	SI 003111342 4	production of metal goods and equipment
4	CENTER NALOŽBE	IFHR	22 Jul 2004	no par value	3,777,004	SI 002111308 7	holding companies management
5	CETIS, CELJE	CETG	10 Mar 1997	no par value	200,000	SI 003110084 3	paper industry and graphics
6	CINKARNA, CELJE	CICG	6 Mar 1998	no par value	814,626	SI 003110380 5	metallurgic and chemical industry
7	D NALOŽBE	DFNR	31 Mar 2008	no par value	90,810	SI 003111394 5	holding companies management
8	DATALAB	DATR	30 Jun 2008	no par value	106,519	SI 003111451 3	software development
9	ELMO, LJUBLJANA	IELG	22 Feb 2001	no par value	708,000	SI 003111026 3	electrical installations
10	FINETOL	FINR	29 Feb 2008	no par value	254,619	SI 002111396 2	holding companies management
11	GEA TOVARNA OLJA	GSBG	30 June 1996	no par value	1,254,960	SI 003110129 6	oil - producing industry
12	GORENJSKI TISK, KRANJ	GTKG	19 Sep 1996	no par value	963,349	SI 003110119 7	graphics services
13	GORIŠKE OPEKARNE, RENČE	GORG	8 Mar 1999	no par value	523,634	SI 003110499 3	production of different clay brick products
14	GRAND HOTEL UNION	GHUG	5 Jan 2000	no par value	1,814,613	SI 003110865 5	hotel industry
15	HELIOS, DOMŽALE	HDOG	19 Sep 1996	11,694,732 SIT	278,446	SI 003110114 8	intermediary on fuel, mine sector
16	HRAM HOLDING	ST1R	27 Jan 2004	no par value	4,346,667	SI 002111210 5	holding companies management
17	INFOND HOLDING	IFFR	23 Sept 2002	no par value	16,833,414	SI 002111076 0	holding companies management
18	INLES, RIBNICA	IHPG	8 Oct 1999	no par value	712,410	SI 003110745 9	production of furniture mechanical engineering
19	INTERTRADE ITA	INRG	20 Oct 1997	2,920,302 EUR	69,531	SI 003110333 4	representative
20	JAVOR, PIVKA	JPIG	13 Nov 2000	no par value	1,194,700	SI 003110910 9	production of plywood, bound and layer wood, fibre and other slabs
21	JELEN, SLOVENSKE KONJICE	JESG	29 Nov 1999	67,798,000 EUR	67,798	SI 003110430 8	restaurant & hotel capacities
22	JUTEKS, ŽALEC	JTKG	2 Nov 1999	no par value	641,432	SI 003110786 3	floor panel production on various linings
23	KD GROUP	KDHR	5 Feb 2001	no par value	2,675,640	SI 003111046 1	holding companies management
24	KOŠAKI TMI, MARIBOR	TKMG	11 Oct 1999	no par value	43,236	SI 003110424 1	secondary meat industry and production of meat products
25	KS NALOŽBE	KSFR	24 Dec 2007	no par value	3,909,878	SI 002111385 5	holding companies management

26	MARINA, PORTOROŽ	MAPG	19 Sep 1996	no par value	313,932	SI 003110058 7	nautical and hotel industry
27	MAKSIMA HOLDING	MAHR	6 May 2003	no par value	6,399,850	SI 002111151 1	holding companies management
28	MAKSIMA INVEST	MKIR	26 Oct 2004	no par value	9,706,289	SI 002111319 4	holding companies management
29	MEDVESEK PUŠNIK, LJUBLJANA	MPLR	12 Dec 1997	no par value	800,000	SI 002110324 5	financial consulting
30	MEDVESEK PUŠNIK DZU	MDUR	13 Dec 2007	no par value	75,000	SI 002111160 2	holding companies management
31	MELAMIN, KOČEVJE	MKOG	23 Sep 1996	no par value	349,913	SI 003110130 4	chemical industry
32	MERCATA	MR0R	27 Jul 2004	no par value	2,891,874	SI 002111199 0	holding companies management
33	MKT PRINT	MKTG	11 Oct 1999	no par value	103,954	SI 003110094 2	printing, publishing, retail and wholesale
34	MODRA LINJA HOLDING	MLHR	20 Nov 2002	no par value	2,192,411	SI 002111058 8	holding companies management
35	M1	MR1R	4 Aug 2004	no par value	3,932,515	SI 002111311 1	holding companies management
36	NAMA, LJUBLJANA	NALN	30 Apr 2004	no par value	953,795	SI 003110269 0	retail trade and renting of business premises
37	NFD HOLDING	NF2R	10 Dec 2003	no par value	33,727,196	SI 002111200 6	holding companies management
38	PLAMA PUR	POPG	6 Dec 1999	no par value	686,798	SI 003110822 6	production and refashioning of polyuretanic (plastic) foams
39	KD	SKDR	21 Dec 2000	no par value	186,436	SI 003111016 4	holding companies management
40	SIVENT	SING	27 Feb 2008	no par value	1,229,712	SI 002111139 6	venture capital investing
41	SLOVENIJALES, LJUBLJANA	SLLG	8 May 1996	no par value	273,377	SI 003110040 5	commerce, engineering, representation
42	TEKSTINA, AJDOVŠČINA	TEAG	12 Feb 1997	no par value	1,127,293	SI 003110221 1	textile industry
43	TERME DOBRNA	ZDDG	5 July 1999	no par value	692,542	SI 003110539 6	medical services, tourist and hotel trade
44	TRDNJAVA HOLDING	TR0R	31 Mar 2004	no par value	2,593,123	SI 002111219 6	holding companies management
45	TRDNJAVA I HOLDING	TR1R	31 Mar 2004	no par value	891,750	SI 002111220 4	holding companies management
46	TRIGLAV NALOŽBE	TRSG	7 Apr 2004	no par value	13,182,366	SI 002111223 8	holding companies management
47	TUB SWATY, MARIBOR	TUBG	30 Dec 1997	no par value	288,940	SI 003110344 1	production and trade of knife grinders
48	VELANA, LJUBLJANA	VLJG	23 Dec 2002	no par value	1,409,645	SI 003110069 4	non-clothing textile manufacturer
49	VIPA HOLDING	VHDR	5 Nov 2003	no par value	7,347,565	SI 002111131 3	other financial intermediation
50	ZDRAVILIŠČE ROGAŠKA	RGS	11 Feb 1999	901,581,000 EUR	901,581	SI 003110489 4	health resort
51	ZLATA MONETA II finančna družba	ZM2R	13 Nov 2003	no par value	8,232,861	SI 002111198 2	other financial intermediation
52	ZVON ENA HOLDING	ZVHR	30 Oct 2003	no par value	12,431,743	SI 002111177 6	holding companies management
53	ZVON DVA HOLDING	ZV2R	25 Feb 2004	no par value	14,120,934	SI 002111215 4	holding companies management
54	ZELEZARNA RAVNE - MONTER DRAVOGRAD	ZMDG	17 Sep 1999	no par value	336,225	SI 003110696 4	management of investment portfolios of subsidiaries

ENTRY MARKET - PREFERRED SHARES

	Issuer	Trading code	First trading day	Nominal value of issue listed	Number of shares traded	Isin code	Sector
1	KD GROUP	KDHP	18 July 2001	no par value	266,413	SI 003120050 2	holding companies management
2	PRVA GROUP	PPDG	20 Jul 2005	7,140,000 EUR	170,000	SI 002120064 5	pension insurance
3	ZDRAVILIŠČE ROGAŠKA	RGP	11 Feb 1999	56,204,000 EUR	28,102	SI 003120028 8	health resort

F) LIST OF SECURITIES

F2) BOND MARKET

CORPORATE BONDS

	Issuer	Trading code	First trading day	Nominal value of issue traded	Coupon interest rate	Maturity	Sector
1	ABANKA VIPA	AB07	30 Oct 2003	17,300,000 EUR	5.3% p.a.	2003-2010	banking
2	ABANKA VIPA	AB08	16 Oct 2006	10,000,000 EUR	4.9% p.a.	2003-2011	banking
3	ABANKA VIPA	AB09	16 Oct 2006	10,000,000 EUR	4.7% p.a.	2003-2011	banking
4	ABANKA VIPA	AB10	16 Oct 2006	21,000,000 EUR	4.6% p.a.	2004-2011	banking
5	ABANKA VIPA	AB11	30 Jun 2006	20,865,000 EUR	4.0% p.a.	2005-2010	banking
6	ABANKA VIPA	AB12	30 Jun 2006	20,865,000 EUR	3.8% p.a.	2005-2010	banking
7	ABANKA VIPA	VIP6	6 Mar 2000	2,000,000 EUR	5.5% p.a.	1999-2009	banking
8	ABANKA VIPA	VIP7	19 July 2001	2,000,000 EUR	6.2% p.a.	2001-2010	banking
9	BANKA CELJE	BCE9	16 Oct 2006	20,864,500 EUR	3.8% p.a.	2005-2010	banking
10	BANKA CELJE	BCE7	17 Nov 2003	10,000,000 EUR	5.15% p.a.	2003-2010	banking
11	BANKA CELJE	BCE8	26 Oct 2004	12,500,000 EUR	4.9% p.a.	2004-2011	banking
12	BANKA CELJE	BCE10	12 Sep 2007	37,000,000 EUR	5.0% p.a.	2007-2017	banking
13	BANKA CELJE	BCE11	11 Jul 2008	50,000,000 EUR	6m EURIBOR + 200 b.p.	2008-openend	banking
14	BANKA ZASAVJE	BZ03	27 Jul 2004	5,000,000 EUR	4.5% p.a.	2004-2011	banking
15	CIMOS	CIM1	21 Jul 2005	20,000,000 EUR	5.75% p.a.	2004-2011	automobile industry
16	DARS	DRS1	30 Dec 2004	56,042,047 EUR	5.1% p.a.	2004-2024	performing financial engineering, preparatory, organization and policy making of building, maintenance of road network and management of super highways in Republic of Slovenia
17	DARS	DRS2	8 Nov 2005	61,758,920 EUR	4.5% p.a.	2005-2025	performing financial engineering, preparatory, organization and policy making of building, maintenance of road network and management of super highways in Republic of Slovenia
18	DARS	DRS3	3 Feb 2006	42,563,580 EUR	4.0% p.a.	2005-2020	performing financial engineering, preparatory, organization and policy making of building, maintenance of road network and management of super highways in Republic of Slovenia
19	DELO PRODAJA	DPR1	21 Aug 2008	46,624,700 EUR	6m EURIBOR + 0.6%	2008-2018	trade
20	DEOS	DEO1	28 Sep 2005	5,825,900 EUR	6% p.a.	2004-2014	the construction and maintenance of safe homes
21	DROGA KOLINSKA	DRK1	1 Jul 2008	30,000,000 EUR	5.50% p.a.	2007-2010	
22	FACTOR BANKA	FB14	7 Mar 2007	12,160,000 EUR	4.0% p.a.	2006-2012	banking
23	FACTOR BANKA	FB15	4 May 2007	9,000,000 EUR	6m EURIBOR + 1.05% p.a.	2006-2012	banking
24	FACTOR BANKA	FB16	19 Mar 2008	5,000,000 EUR	5.75% p.a.	2007-openend	banking
25	FACTOR BANKA	FB17	2 Oct 2007	25,000,000 EUR	6m EURIBOR + 60 b.p.	2007-2011	banking
26	FACTOR BANKA	FB19	19 Mar 2008	12,155,000 EUR	6m EURIBOR + 95 b.p.	2007-2010	banking
27	FACTOR BANKA	FB09	10 May 2005	5,927,000 EUR	4.8% p.a.	2004-2014	banking
28	FACTOR BANKA	FB11	25 Oct 2005	13,000,000 EUR	1.5% + 6 month EURIBOR	2005-2020	banking
29	FACTOR BANKA	FB12	7 Mar 2006	10,425,000 EUR	3.75% p.a.	2005-2010	banking
30	FACTOR BANKA	FB20	12 Jun 2008	13,090,000 EUR	6m EURIBOR + 160 b.p.	2008-2013	banking
31	FACTOR BANKA	FB21	12 Sep 2008	7,338,000 EUR	6m EURIBOR + 160 b.p.	2008-2013	banking
32	FMR	FMR1	5 May 2005	5,000,000 EUR	4.6% p.a.	2004-2009	holding companies management
33	KB1909	KBG1	10 Oct 2007	10,000,000 EUR	6m EURIBOR + 125 b.p.	2006-2011	financial services and holding companies management
34	KD HOLDING	KDH1	16 Dec 2005	40,000,000 EUR	5.45% p.a.	2005-2015	holding companies management
35	KD HOLDING	KDH2	7 Apr 2006	40,000,000 EUR	4.85% p.a.	205-2015	holding companies management
36	NOVA KBM	KBM7	30 Jun 2005	29,210,300 EUR	4.1% p.a.	2004-2011	banking
37	NOVA KBM	KBM8	30 Jun 2005	29,210,300 EUR	3.9% p.a.	2005-2010	banking
38	NOVA LJUBLJANSKA BANKA	BDM1	19 Sep 2008	12,500,000 EUR	6m EURIBOR + 140 b.p.	2008-2013	banking
39	NOVA LJUBLJANSKA BANKA	NLB15	16 Oct 2006	54,717,569 EUR	4.8% p.a.	2004-2012	banking
40	NOVA LJUBLJANSKA BANKA	NLB11	18 Jun 2003	26,326,000 EUR	5.1% p.a.	2002-2009	banking
41	NOVA LJUBLJANSKA BANKA	NLB13	14 Nov 2003	48,962,722 EUR	7% p.a.	2003-2013	banking
42	NOVA LJUBLJANSKA BANKA	NLB16	30 Jun 2005	32,363,761 EUR	4.0% p.a.	2004-2009	banking
43	NOVA LJUBLJANSKA BANKA	NLB17	30 Jun 2005	42,435,889 EUR	3.85% p.a.	2005-2011	banking
44	NOVA LJUBLJANSKA BANKA	NLB18	29 Dec 2005	62,593,500 EUR	4.15% p.a.	2005-2015	banking
45	NOVA LJUBLJANSKA BANKA	NLB19	29 Dec 2005	41,729,000 EUR	4.0% p.a.	2005-2016	banking
46	NOVA LJUBLJANSKA BANKA	NLB20	25 Aug 2006	23,827,259 EUR	3.75% p.a. first 3 years, then 6m EURIBOR + 30 b.p.	2006-2013	banking
47	NOVA LJUBLJANSKA BANKA	NLB22	11 Jan 2007	29,894,000 EUR	6m EURIBOR + 25 b.p.	2006-2011	banking
48	NOVA LJUBLJANSKA BANKA	NLB23	28 Nov 2007	54,200,000 EUR	3m EURIBOR + 20 b.p.	2007-2012	banking
49	POSLOVNI SISTEM MERCATOR	MEO1	16 Oct 2006	36,540,000 EUR	4.8% p.a.	2004-2011	commerce industry, agriculture
50	POŠTNA BANKA SLOVENIJE	PBS6	16 Oct 2006	4,172,900 EUR	4.4% p.a.	2004-2012	banking
51	POSTNA BANKA SLOVENIJE	PBS7	16 Oct 2006	16,691,600 EUR	4.7% p.a.	2004-2011	banking
52	POTEZA GROUP	PSN1	8 Dec 2008	15,415,000 EUR	7.5% p.a.	2008-2011	holding companies management
53	POTEZA NALOŽBE	PNO1	29 Sep 2004	10,000,000 EUR	5.25% p.a.	2003-2011	enterprise and business counseling
54	PROBANKA, MARIBOR	PRB9	16 Apr 2008	25,000,000 EUR	3m EURIBOR + 1.5% (2.7 after 10 years)	2007-openend	banking
55	PROBANKA, MARIBOR	PRB7	16 Oct 2006	12,000,000 EUR	5.2% p.a.	2004-2010	banking
56	PROBANKA, MARIBOR	PRB8	16 Mar 2007	9,200,000 EUR	3.9% p.a.	2006-2012	banking
57	PROBANKA, MARIBOR	PRB10	30 Dec 2008	30,000,000 EUR	6.1% p.a.	2008-2015	banking
58	SIP, STROJNA INDUSTRIJA	SIPBE	19 June 2000	1,763,985 EUR	6% p.a.	1999-2009	manufacturing farm equipment

59	SLOVENSKA IZVOZNA IN RAZVOJNA BANKA	SI01	24 Dec 2008	500,000,000 EUR	6m EURIBOR + 100 b.p.	2008-2011	banking
60	STANOVANJSKI SKLAD RS	SSR1E	4 Jul 1996	3,628,440 EUR	6% p.a.	1995-2010	national mortgage agency
61	STANOVANJSKI SKLAD RS	SSR3	16 Oct 2006	8,345,800 EUR	TOM + 6.10% p.a.	2001-2011	national mortgage agency

INSURANCE

	Issuer	Trading code	First trading day	Nominal value of issue traded	Coupon interest rate	Maturity	Sector
1	ZAVAROVALNICA TRIGLAV	ZT01	2 Jun 2004	30,000,000 EUR	5.125% p.a.	2003-2013	insurance

MUNICIPAL and GOVERNMENT BONDS

	Issuer	Trading code	First trading day	Nominal value of issue traded	Coupon interest rate	Maturity	Sector
1	REPUBLIC OF SLOVENIA	RS18	15 May 2000	45,016,600 EUR	6% p.a.	2000-2010	government bond
2	REPUBLIC OF SLOVENIA	RS21	18 Nov 2002	57,723,815 EUR	1% p.a. + TOM *	2001-2015	government bond
3	REPUBLIC OF SLOVENIA	RS23	20 Feb 2001	40,000,000 EUR	6% p.a.	2001-2011	government bond
4	REPUBLIC OF SLOVENIA	RS26	14 June 2001	49,976,500 EUR	5.375% p.a.	2001-2011	government bond
5	REPUBLIC OF SLOVENIA	RS29	25 Jan 2002	55,000,000 EUR	5.375% p.a.	2002-2012	government bond
6	REPUBLIC OF SLOVENIA	RS32	25 Jan 2002	23,865,500 EUR	5.375% p.a.	2002-2012	government bond
7	REPUBLIC OF SLOVENIA	RS33	9 Apr 2002	127,166,004 EUR	8% p.a.	2002-2022	government bond
8	REPUBLIC OF SLOVENIA	RS38	30 Apr 2002	68,847,000 EUR	5.63% p.a.	2002-2017	government bond
9	REPUBLIC OF SLOVENIA	RS44	29 Nov 2002	4,443,536 EUR	6.65% p.a.	2002-2012	government bond
10	REPUBLIC OF SLOVENIA	RS48	10 Dec 2002	56,465,200 EUR	4.75% p.a.	2002-2012	government bond
11	REPUBLIC OF SLOVENIA	RS49	22 Jan 2003	29,632,020 EUR	4.75% p.a.	2003-2022	government bond
12	REPUBLIC OF SLOVENIA	RS50	11 Mar 2003	48,527,000 EUR	4.50% p.a.	2003-2013	government bond
13	REPUBLIC OF SLOVENIA	RS53	17 Apr 2003	79,290,900 EUR	4.875% p.a.	2003-2018	government bond
14	REPUBLIC OF SLOVENIA	RS54	29 Oct 2003	76,295,376 EUR	5.75% p.a.	2003-2013	government bond
15	REPUBLIC OF SLOVENIA	RS57	29 Mar 2004	259,697,224 EUR	4.875% p.a.	2004-2014	government bond
16	REPUBLIC OF SLOVENIA	RS59	2 Feb 2005	1,066,332,031 EUR	4% p.a.	2005-2016	government bond
17	REPUBLIC OF SLOVENIA	RS60	14 Apr 2005	368,623,416 EUR	3.5 % p.a.	2005-2010	government bond
18	REPUBLIC OF SLOVENIA	RS61	24 Jan 2006	328,861,569 EUR	3.25 % p.a.	2006-2011	government bond
19	REPUBLIC OF SLOVENIA	RS62	24 Jan 2006	390,540,053 EUR	3.5 % p.a.	2005-2017	government bond
20	REPUBLIC OF SLOVENIA	RS63	11 Feb 2008	1,000,000,000 EUR	4.375 % p.a.	2008-2019	government bond
21	REPUBLIC OF SLOVENIA	RS64	6 Feb 2009	1,000,000,000 EUR	4.25% p.a.	2009-2012	government bond
22	REPUBLIC OF SLOVENIA	RS65	3 Apr 2009	1,500,000,000 EUR	4,375% p.a.	2009-2014	government bond
23	SLOVENSKA ODŠKODNINSKA DRUŽBA	SOS2E	7 Apr 1997	810,328,692 EUR	6 % p.a.	1996-2016	meeting commitments deriving from denationalisation process

* TOM (abbreviation for: "temeljna obrestna mera" - base interest rate) - indexation factor, calculated as twelve month average of monthly consumer price index

F3) FUND MARKET

PLUS MARKET

	Open-end fund	Trading code	First trading day	Value of first trade	Number of coupons traded	Isin code	Type
1	PB Biotech Index	PBDBI	23 Jun 2008	0.963 EUR	264,062	SI 002140092 2	mutual fund / ETF
2	PB Uranium Index	PBDUI	23 Jun 2008	0.982 EUR	552,106	SI 002140093 0	mutual fund / ETF

GENERAL MARKET

	Open-end fund	Trading code	First trading day	Value of first trade	Number of coupons traded	Isin code	Type
1	Infond Global	INDGL	10 Oct 2008	10.09 EUR	6,301,245	SI 002140112 8	mutual fund
2	Infond Dynamic	INDDY	24 Oct 2008	3.90 EUR	5,036,103	SI 002140113 6	mutual fund
3	MP-BALKAN.SI	MPBL	24 Nov 2006	62.36 EUR	362,220	SI 002140002 1	mutual fund
4	MP-EUROSTOCK.SI	MPEU	16 Jun 2006	5.47 EUR	1,032,971	SI 002140001 3	mutual fund / ETF
5	Probanka globalni naložbeni sklad	PBGS	24 Nov 2006	0.710 EUR	63,605,685	SI 002140003 9	mutual fund

F4) CLOSED-END FUND MARKET

	Issuer	Trading code	First trading day	Nominal value of shares traded	Number of shares traded	Isin code	Sector
1	KD ID	KDIR	9 Feb 2001	no par value	9,181,542	SI 002111341 8	investment fund
2	KRONA SENIOR ID	SNOG	8 Dec 1998	no par value	6,895,504	SI 002110590 1	investment fund
3	NFD 1 DELNIŠKI INVESTICIJSKI SKLAD	NFIN	26 Oct 1998	no par value	160,580,300	SI 002110600 8	investment fund
4	ZVON ENA ID	ZVIR	24 Nov 2003	no par value	2,277,577	SI 002111178 4	investment fund