



MONTHLY STATISTICS LJUBLJANA STOCK EXCHANGE FEBRUARY 2010 Year XVI., No. 02/10

TURNOVER

| Market | Turnover | | Number of trades |
|-------------------------|---------------|------------------|------------------|
| | in 000 EUR | Volume in pieces | |
| Shares | 29,888 | 1,934,071 | 8,272 |
| Prime Market | 17,540 | 317,465 | 4,790 |
| Standard Market | 11,197 | 1,207,840 | 1,071 |
| Entry Market | 1,150 | 408,766 | 2,411 |
| Bonds | 7,908 | 228,853 | 350 |
| Investment coupons | 989 | 377,717 | 887 |
| Plus Market | 28 | 42,893 | 17 |
| General Market | 961 | 334,824 | 870 |
| Closed-end Funds Shares | 1,469 | 586,425 | 1,051 |
| Short-term securities | 0 | 0 | 0 |
| Total | 40,254 | 3,127,066 | 10,560 |

MARKET SIZE

| Market | Market capitalisation (in EURm) | Number of securities | Number of issuers |
|-------------------------|---------------------------------|----------------------|-------------------|
| | | | |
| Prime Market | 5,151 | 8 | 8 |
| Standard Market | 2,119 | 17 | 17 |
| Entry Market | 922 | 53 | 51 |
| Bonds | 12,361 | 86 | 21 |
| Investment coupons | 130 | 7 | 4 |
| Plus Market | 1 | 2 | 1 |
| General Market | 129 | 5 | 3 |
| Closed-end Funds Shares | 268 | 4 | 4 |
| Total | 20,952 | 175 | 97 |

MONTHLY TURNOVER BY MARKETS IN 000 EUR - SHARES

| | Regulated market | | Off-market trades* |
|--------|------------------|--------------|--------------------|
| | Normal trades | Block Trades | |
| feb.09 | 25,222 | 319 | 98,705 |
| mar.09 | 29,187 | 6,426 | 16,630 |
| apr.09 | 19,337 | 1,226 | 78,371 |
| may.09 | 50,575 | 7,748 | 124,039 |
| jun.09 | 42,321 | 2,485 | 263,377 |
| jul.09 | 23,357 | 0 | 32,772 |
| aug.09 | 24,777 | 292,406 | 100,443 |
| sep.09 | 36,556 | 13,199 | 245,777 |
| oct.09 | 48,245 | 5,990 | 234,730 |
| nov.09 | 23,052 | 811 | 104,223 |
| dec.09 | 36,279 | 3,314 | 122,027 |
| jan.10 | 20,837 | 7,087 | 22,204 |
| feb.10 | 17,263 | 12,625 | 28,333 |

* appreciation of off-market transactions with listed securities based on volume of off-market transaction and their monthly average prices.

PRIME MARKET SHARES

| | Turnover in 000 EUR | Number of trades | Market capitalisation (in EURm) |
|-----------------------------|---------------------|------------------|---------------------------------|
| GORENJE | 421 | 281 | 185 |
| INTEREUROPA | 127 | 139 | 44 |
| KRKA | 9,852 | 2,780 | 2,285 |
| LUKA KOPER | 188 | 224 | 333 |
| MERCATOR | 2,188 | 262 | 603 |
| NOVA KREDITNA BANKA MARIBOR | 860 | 449 | 306 |
| PETROL | 1,871 | 288 | 628 |
| TELEKOM SLOVENIJE | 2,033 | 367 | 766 |
| Total | 17,540 | 4,790 | 5,151 |

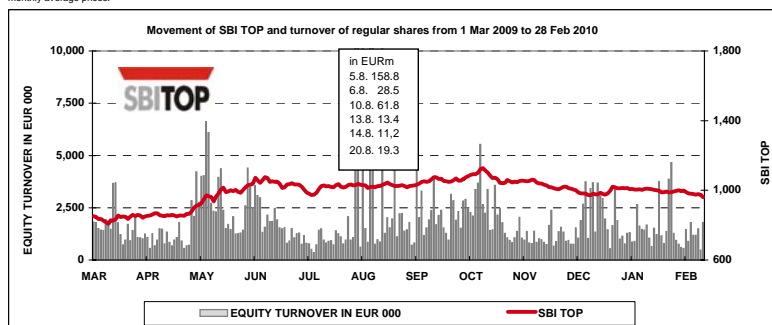
MONTHLY TURNOVER BY MARKETS IN 000 EUR - OTHER SECURITIES

| | Regulated market | | Off-market trades* |
|--------|------------------|--------------|--------------------|
| | Normal trades | Block Trades | |
| feb.09 | 12,522 | 5,971 | 1,278,971 |
| mar.09 | 14,031 | 14,273 | 438,969 |
| apr.09 | 15,690 | 58,765 | 204,176 |
| may.09 | 14,464 | 3,430 | 103,687 |
| jun.09 | 11,973 | 6,291 | 180,208 |
| jul.09 | 8,934 | 404 | 159,862 |
| aug.09 | 6,660 | 1,450 | 98,979 |
| sep.09 | 15,303 | 5,910 | 182,701 |
| oct.09 | 18,460 | 50,857 | 247,663 |
| nov.09 | 11,606 | 9,369 | 74,317 |
| dec.09 | 10,573 | 5,971 | 713,826 |
| jan.10 | 9,860 | 1,357 | 1,610,682 |
| feb.10 | 5,566 | 4,801 | 658,748 |

* appreciation of off-market transactions with listed securities based on volume of off-market transaction and their monthly average prices.

INDICES

| Indeks | Monthly return (28 Feb 2010 / 31 Jan 2010) | Annual return (28 Feb 2010 / 28 Feb 2009) | Return in Year (28 Feb 2010 / 31 Dec 2009) |
|--------------------------------------|--|---|--|
| Slovene Blue-Chip Index (SBI TOP) | 1.74% | 11.09% | 17.03% |
| Slovene Stock Exchange Index (SBI20) | 0.96% | 7.34% | 11.42% |





ISSUER

Ljubljana Stock Exchange Inc.
Slovenska 56
1000 Ljubljana

INFORMATION

| | |
|--------------------|--|
| Elektronska pošta: | info@ljse.si |
| Phone: | +386 1 47-10-211 +386 1 47-10-205 |
| Contact persons: | Nataša Žabkar, Petra Bogataj |
| E-mail: | natasa.zabkar@ljse.si petra.bogataj@ljse.si |

STATISTICS ON WEB:

<http://www.ljse.si/cgi-bin/ive.cgi?doc=1989&sid=oW6SxKEMNaGqXs4b>



INDEX

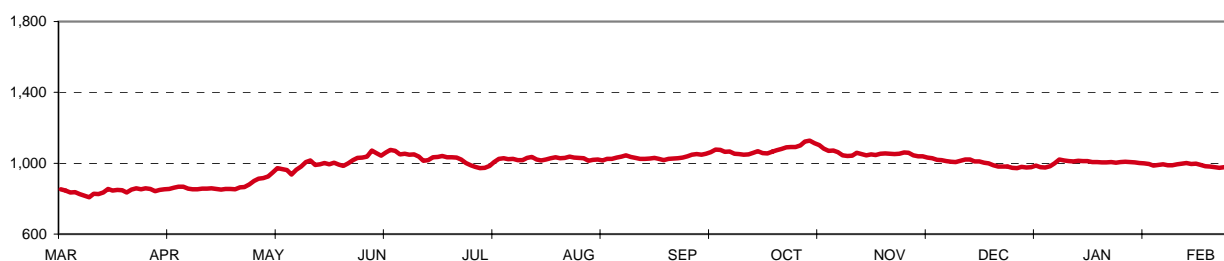
| | Page |
|--|-------------|
| A) STOCK EXCHANGE INDICES | 1 |
| A1) Values, yields and movements of Stock Exchange Indices | 1 |
| A2) Index compositions | 3 |
| B) NUMBER OF ISSUERS, TRADED SECURITIES AND MEMBERS | 4 |
| C) TURNOVER | 5 |
| C1) Monthly turnover by securities | 5 |
| C2) Most traded securities | 10 |
| C3) Monthly turnover by LJSE members | 11 |
| C4) Historical series | 13 |
| D) MARKET CAPITALISATION | 16 |
| D1) Market capitalisation of shares | 17 |
| D2) Market capitalisation of bonds | 19 |
| D3) Market capitalisation of investment funds | 20 |
| E) OTHER | 21 |
| E1) Indicators (Prime and Standard Market) | 21 |
| E2) Record values | 22 |
| E3) New listed securities, delistings and changes | 23 |
| F) LIST OF SECURITIES | 24 |
| F1) Shares | 24 |
| F2) Bonds | 26 |
| F3) Funds | 28 |

A) STOCK EXCHANGE INDICES

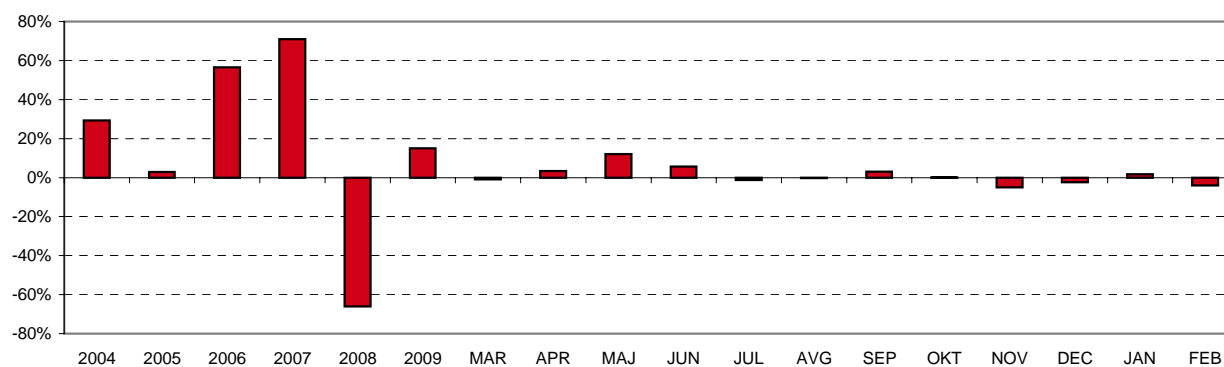
SBI TOP - SLOVENE BLUE-CHIP INDEX

| Year | Max | Date | Min | Date | Close | Nominal return |
|-----------|----------|-------------|----------|-------------|----------|----------------|
| 2003 | 730.49 | 4 Dec 2003 | 534.14 | 8 Jul 2003 | 707.94 | n.a. |
| 2004 | 946.60 | 25 Nov 2004 | 706.53 | 5 Jan 2004 | 915.40 | 29.30% |
| 2005 | 960.74 | 8 Dec 2005 | 817.33 | 1 Jul 2005 | 941.02 | 2.80% |
| 2006 | 1,506.88 | 18 Dec 2006 | 940.16 | 3 Jan 2006 | 1,473.33 | 56.57% |
| 2007 | 2,674.69 | 31 Aug 2007 | 1,501.26 | 3 Jan 2007 | 2,518.92 | 70.97% |
| 2008 | 2,520.56 | 4 Jan 2008 | 801.65 | 23 Dec 2008 | 854.26 | -66.09% |
| 2009 | 1,127.23 | 12 Jun 2009 | 807.93 | 10 Mar 2009 | 982.67 | 15.03% |
| Year 2010 | Max | Date | Min | Date | Close | Nominal return |
| January | 1,020.62 | 5 Jan 2010 | 999.65 | 4 Jan 2010 | 999.76 | 1.74% |
| February | 1,000.82 | 12 Feb 2010 | 960.01 | 26 Feb 2010 | 960.01 | -3.98% |

SBI TOP INDEX FROM 1 MAR 2009 TO 28 FEB 2010



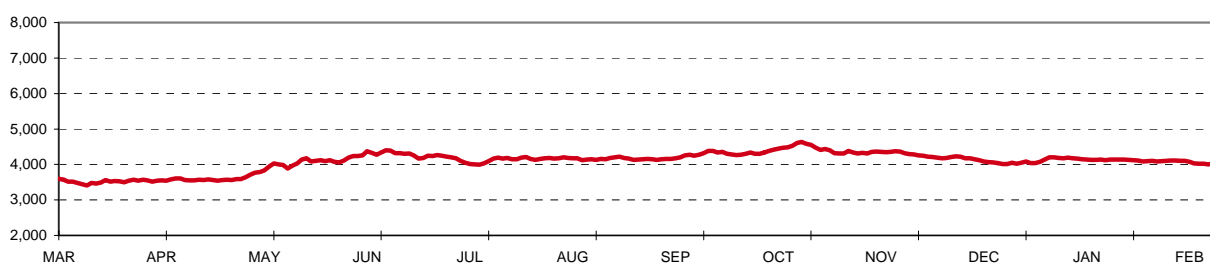
NOMINAL RETURN OF SBI TOP INDEX



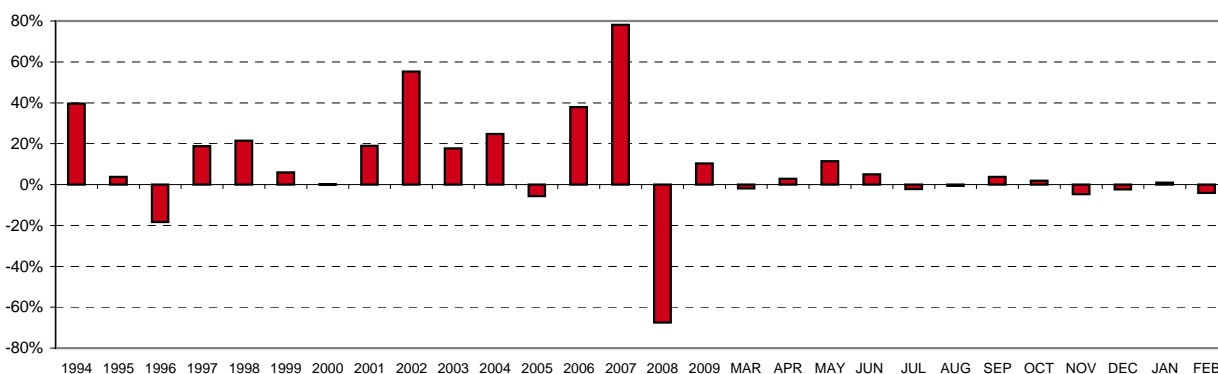
SBI 20 - SLOVENE STOCK EXCHANGE INDEX

| Year | Max | Date | Min | Date | Close | Nominal return |
|-----------|-----------|-------------|----------|--------------|-----------|----------------|
| 1994 | 1,804.00 | 10 May 1994 | 1,015.92 | 6 Jan 1994 | 1,396.81 | 39.68% |
| 1995 | 1,590.17 | 9 Nov 1995 | 1,016.99 | 13 July 1995 | 1,448.75 | 3.72% |
| 1996 | 1,589.18 | 13 Mar 1996 | 891.93 | 10 Sept 1996 | 1,183.26 | -18.33% |
| 1997 | 1,655.36 | 10 Feb 1997 | 1,052.44 | 8 Jan 1997 | 1,404.70 | 18.71% |
| 1998 | 2,026.47 | 10 Aug 1998 | 1,378.49 | 6 Jan 1998 | 1,705.77 | 21.43% |
| 1999 | 1,981.87 | 19 Feb 1999 | 1,679.48 | 5 Jan 1999 | 1,806.26 | 5.89% |
| 2000 | 1,903.66 | 24 Jan 2000 | 1,584.23 | 25 May 2000 | 1,807.94 | 0.09% |
| 2001 | 2,159.35 | 19 Dec 2001 | 1,700.24 | 25 Apr 2001 | 2,151.59 | 19.01% |
| 2002 | 3,547.64 | 8 Nov 2002 | 2,140.80 | 3 Jan 2002 | 3,340.20 | 55.24% |
| 2003 | 4,034.53 | 5 Dec 2003 | 3,067.67 | 3 Jul 2003 | 3,931.64 | 17.71% |
| 2004 | 4,935.29 | 15 Nov 2004 | 3,922.74 | 5 Jan 2004 | 4,904.48 | 24.74% |
| 2005 | 5,131.61 | 1 Feb 2005 | 4,301.58 | 28 Sep 2005 | 4,630.10 | -5.59% |
| 2006 | 6,464.80 | 18 Dec 2006 | 4,427.22 | 29 Mar 2006 | 6,382.92 | 37.86% |
| 2007 | 12,242.01 | 31 Aug 2007 | 6,551.52 | 3 Jan 2007 | 11,369.58 | 78.13% |
| 2008 | 11,408.00 | 4 Jan 2008 | 3,460.30 | 23 Dec 2008 | 3,695.72 | -67.49% |
| 2009 | 4,633.46 | 12 Jun 2009 | 3,408.37 | 10 Mar 2009 | 4,078.64 | 10.36% |
| Year 2010 | Max | Date | Min | Date | Close | Nominal return |
| January | 4,201.97 | 6 Jan 2010 | 4,117.78 | 29 Jan 2010 | 4,117.78 | 0.96% |
| February | 4,114.37 | 12 Feb 2010 | 3,953.14 | 26 Feb 2010 | 3,953.14 | -4.00% |

SBI 20 INDEX FROM 1 MAR 2009 TO 28 FEB 2010



NOMINAL RETURN OF SBI 20 INDEX



A2) INDEX COMPOSITIONS

COMPOSITION OF SLOVENE STOCK EXCHANGE INDEX - SBI 20 ON 28 FEB 2010

| Issuer | Trading code | Adjusted number of shares | Base value in EUR | Adjusted share | Sector | Market capitalisation (free float) of index on 28 Feb 2010 | Sector share |
|--|--------------|---------------------------|-------------------|----------------|--------------------------|--|---------------|
| PETROL | PETG | 1,260,266 | 120.41 | 14.81% | oil and gas | 379,579,517 EUR | 15.40% |
| KRKA | KRKG | 5,361,570 | 16.25 | 15.00% | pharmaceuticals | 345,821,265 EUR | 14.03% |
| MERCATOR | MELR | 2,060,495 | 24.46 | 12.93% | trade | 329,761,620 EUR | 13.38% |
| TELEKOM SLOVENIJE | TLSG | 1,804,895 | 292.70 | 11.15% | telecommunication | 211,660,037 EUR | 8.59% |
| ZAVAROVALNICA TRIGLAV | ZVTG | 8,506,047 | 30.81 | 7.10% | insurance | 197,765,593 EUR | 10.55% |
| SAVA | SAVA | 1,030,453 | 83.57 | 9.29% | industrial conglomerates | 250,430,993 EUR | 10.16% |
| NOVA KBM | KBMR | 12,757,981 | 40.69 | 5.76% | banking | 149,906,277 EUR | 10.97% |
| ABANKA | ABKN | 2,316,800 | 50.30 | 4.54% | banking | 120,473,600 EUR | |
| GORENJE | GRVG | 8,630,912 | 10.23 | 3.45% | household appliances | 113,928,038 EUR | 4.62% |
| PIVOVARNA LAŠKO | PILR | 4,083,467 | 27.19 | 4.80% | food and beverages | 103,393,384 EUR | 4.20% |
| LUKA KOPER | LKPG | 4,138,622 | 12.50 | 3.62% | transport | 98,499,204 EUR | 6.39% |
| POZAVAROVALNICA SAVA | POSR | 5,954,945 | 27.50 | 3.37% | insurance | 62,348,274 EUR | |
| HELIOS, DOMŽALE | HDOG | 115,888 | 795.68 | 1.73% | chemical products | 41,719,680 EUR | 1.69% |
| AERODROM LJUBLJANA | AELG | 1,081,836 | 47.93 | 1.31% | transport | 32,498,353 EUR | |
| INTEREUROPA | IEKG | 4,747,177 | 21.69 | 1.14% | transport | 26,584,191 EUR | |
| Market capitalisation of index | | | | | | 2,464,370,025 EUR | |
| Share of market capitalisation of shares in index | | | | | | | 30.08% |

COMPOSITION OF SLOVENE BLUE-CHIP INDEX - SBI TOP ON 28 FEB 2010

| Issuer | Trading code | Adjusted number of shares | Base value in EUR | Adjusted share | Sector | Market capitalisation (free float) of index on 28 Feb 2010 | Sector share |
|--|--------------|---------------------------|-------------------|----------------|--------------------------|--|---------------|
| KRKA | KRKG | 9,351,098 | 16.25 | 30.00% | pharmaceuticals | 603,145,821 EUR | 28.42% |
| PETROL | PETG | 1,260,266 | 120.41 | 16.99% | oil and gas | 379,579,517 EUR | 17.89% |
| MERCATOR | MELR | 2,060,495 | 24.46 | 14.82% | trade | 329,761,620 EUR | 15.54% |
| TELEKOM SLOVENIJE | TLSG | 1,804,895 | 292.70 | 12.79% | telecommunication | 211,660,037 EUR | 9.97% |
| ZAVAROVALNICA TRIGLAV | ZVTG | 8,506,047 | 30.81 | 8.15% | insurance | 197,765,593 EUR | 9.32% |
| SAVA | SAVA | 1,030,453 | 238.29 | 10.65% | industrial conglomerates | 250,430,993 EUR | 11.80% |
| NOVA KBM | KBMR | 12,757,981 | 40.69 | 6.61% | banking | 149,906,277 EUR | 7.06% |
| Market capitalisation of index | | | | | | 2,122,249,856 EUR | |
| Share of market capitalisation of shares in index | | | | | | | 25.91% |

B) NUMBER OF ISSUERS, TRADED SECURITIES AND MEMBERS

| | 28 Feb 2009 | 31 Dec 2009 | 31 Jan 2010 | 28 Feb 2010 |
|---------------------------------|-------------|-------------|-------------|-------------|
| NUMBER OF ISSUERS | 104 | 98 | 97 | 97 |
| Equity market - prime market | 7 | 8 | 8 | 8 |
| Equity market - standard market | 18 | 17 | 17 | 17 |
| Equity market - entry market | 57 | 51 | 51 | 51 |
| Bond market | 22 | 21 | 21 | 21 |
| Fund market - plus market | | 1 | 1 | 1 |
| Fund market - general market | 3 | 3 | 3 | 3 |
| Closed-end fund market | 4 | 4 | 4 | 4 |
| Short-term securities | 1 | 1 | 1 | 1 |
| | 28 Feb 2009 | 31 Dec 2009 | 31 Jan 2010 | 28 Feb 2010 |
| NUMBER OF SECURITIES | 184 | 174 | 175 | 175 |
| Equity market - prime market | 7 | 8 | 8 | 8 |
| Equity market - standard market | 18 | 17 | 17 | 17 |
| Equity market - entry market | 59 | 53 | 53 | 53 |
| Bond market | 89 | 85 | 86 | 86 |
| Fund market - plus market | | 2 | 2 | 2 |
| Fund market - general market | 7 | 5 | 5 | 5 |
| Closed-end fund market | 4 | 4 | 4 | 4 |
| Short-term securities | 3 | 2 | 2 | 2 |
| | 28 Feb 2009 | 31 Dec 2009 | 31 Jan 2010 | 28 Feb 2010 |
| NUMBER OF MEMBERS | 23 | 25 | 25 | 25 |

C1) TURNOVER BY SECURITIES IN FEBRUARY 2010

EQUITY MARKET - PRIME MARKET

| Issue | Stock trades (in EUR) | Normal trades (in EUR) | Block trades (in EUR) | Share in total turnover | Share in turnover of shares | Volume in pieces | Number of bargains |
|-------------------------------|--------------------------|---------------------------|--------------------------|----------------------------|-----------------------------------|---------------------|-----------------------|
| Total | 17,539,978 | 13,379,122 | 4,160,856 | 43.57% | 58.69% | 317,465 | 4,790 |
| 1 KRKA | 9,851,945 | 8,703,377 | 1,148,568 | 24.47% | 32.96% | 150,978 | 2,780 |
| 2 MERCATOR | 2,188,147 | 1,122,347 | 1,065,800 | 5.44% | 7.32% | 13,117 | 262 |
| 3 TELEKOM SLOVENIJE | 2,032,965 | 1,101,237 | 931,728 | 5.05% | 6.80% | 15,763 | 367 |
| 4 PETROL | 1,871,177 | 1,043,917 | 827,260 | 4.65% | 6.26% | 5,956 | 288 |
| 5 NOVA KREDITNA BANKA MARIBOR | 860,377 | 672,877 | 187,500 | 2.14% | 2.88% | 70,527 | 449 |
| 6 GORENJE | 420,737 | 420,737 | 0 | 1.05% | 1.41% | 30,795 | 281 |
| 7 LUKA KOPER | 187,669 | 187,669 | 0 | 0.47% | 0.63% | 7,920 | 224 |
| 8 INTEREUROPA | 126,961 | 126,961 | 0 | 0.32% | 0.42% | 22,409 | 139 |

EQUITY MARKET - STANDARD MARKET

| Issue | Stock trades (in EUR) | Normal trades (in EUR) | Block trades (in EUR) | Share in total turnover | Share in turnover of shares | Volume in pieces | Number of bargains |
|-------------------------|--------------------------|---------------------------|--------------------------|----------------------------|-----------------------------------|---------------------|-----------------------|
| Total | 11,197,286 | 2,733,307 | 8,463,979 | 27.82% | 37.46% | 1,207,840 | 1,071 |
| Common shares | 11,196,923 | 2,732,944 | 8,463,979 | 27.82% | 37.46% | 1,207,827 | 1,070 |
| 1 ISTRABENZ | 7,996,824 | 27,125 | 7,969,699 | 19.87% | 26.76% | 1,140,222 | 91 |
| 2 SAVA | 1,047,559 | 687,559 | 360,000 | 2.60% | 3.50% | 4,376 | 201 |
| 3 ZAVAROVALNICA TRIGLAV | 866,424 | 732,144 | 134,280 | 2.15% | 2.90% | 35,837 | 220 |
| 4 SALUS, LJUBLJANA | 613,277 | 613,277 | 0 | 1.52% | 2.05% | 1,363 | 40 |
| 5 AERODROM LJUBLJANA | 205,949 | 205,949 | 0 | 0.51% | 0.69% | 6,670 | 171 |
| 6 ŽITO | 190,036 | 190,036 | 0 | 0.47% | 0.64% | 2,111 | 71 |
| 7 POZAVAROVALNICA SAVA | 147,064 | 147,064 | 0 | 0.37% | 0.49% | 12,850 | 144 |
| 8 PIVOVARNA LAŠKO | 54,407 | 54,407 | 0 | 0.14% | 0.18% | 2,096 | 85 |
| 9 TERME ČATEŽ | 33,768 | 33,768 | 0 | 0.08% | 0.11% | 180 | 11 |
| 10 ABANKA | 14,276 | 14,276 | 0 | 0.04% | 0.05% | 268 | 12 |
| 11 ETOL | 9,914 | 9,914 | 0 | 0.02% | 0.03% | 82 | 10 |
| 12 DELO PRODAJA | 9,673 | 9,673 | 0 | 0.02% | 0.03% | 365 | 3 |
| 13 MLINOTEST | 6,870 | 6,870 | 0 | 0.02% | 0.02% | 1,311 | 6 |
| 14 KOMPAS MTS | 603 | 603 | 0 | 0.00% | 0.00% | 76 | 2 |
| 15 NIKA | 280 | 280 | 0 | 0.00% | 0.00% | 20 | 3 |
| 16 ISKRA AVTOELEKTRIKA | 0 | 0 | 0 | 0.00% | 0.00% | 0 | 0 |
| Preferred shares | 363 | 363 | 0 | 0.00% | 0.00% | 13 | 1 |
| 1 PROBANKA | 363 | 363 | 0 | 0.00% | 0.00% | 13 | 1 |

EQUITY MARKET - ENTRY MARKET

| Issue | Stock trades (in EUR) | Normal trades (in EUR) | Block trades (in EUR) | Share in total turnover | Share in turnover of shares | Volume in pieces | Number of bargains |
|--------------------------------|--------------------------|---------------------------|--------------------------|----------------------------|-----------------------------------|---------------------|-----------------------|
| Total | 1,150,310 | 1,150,310 | 0 | 2.86% | 3.85% | 408,766 | 2,411 |
| Common shares | 1,128,469 | 1,128,469 | 0 | 2.80% | 3.78% | 407,548 | 2,303 |
| 1 NFD HOLDING | 448,259 | 448,259 | 0 | 1.11% | 1.50% | 131,902 | 570 |
| 2 KD GROUP | 226,995 | 226,995 | 0 | 0.56% | 0.76% | 4,772 | 338 |
| 3 AKTIVA NALOŽBE | 90,985 | 90,985 | 0 | 0.23% | 0.30% | 19,399 | 238 |
| 4 ZVON ENA HOLDING | 65,946 | 65,946 | 0 | 0.16% | 0.22% | 52,735 | 281 |
| 5 HRAM HOLDING | 47,178 | 47,178 | 0 | 0.12% | 0.16% | 19,719 | 56 |
| 6 ZVON DVA HOLDING | 38,991 | 38,991 | 0 | 0.10% | 0.13% | 115,201 | 261 |
| 7 CINKARNA CELJE | 37,791 | 37,791 | 0 | 0.09% | 0.13% | 771 | 8 |
| 8 MODRA LINIJA HOLDING | 27,974 | 27,974 | 0 | 0.07% | 0.09% | 3,521 | 51 |
| 9 MAKSIMA INVEST | 27,592 | 27,592 | 0 | 0.07% | 0.09% | 8,604 | 102 |
| 10 JUTEKS | 24,294 | 24,294 | 0 | 0.06% | 0.08% | 530 | 24 |
| 11 HELIOS, DOMŽALE | 20,480 | 20,480 | 0 | 0.05% | 0.07% | 58 | 20 |
| 12 VIPA HOLDING | 17,416 | 17,416 | 0 | 0.04% | 0.06% | 11,808 | 59 |
| 13 ZLATA MONETA II | 10,759 | 10,759 | 0 | 0.03% | 0.04% | 10,233 | 78 |
| 14 GORENJSKI TISK | 10,335 | 10,335 | 0 | 0.03% | 0.03% | 722 | 9 |
| 15 PLAMA - PUR | 9,411 | 9,411 | 0 | 0.02% | 0.03% | 649 | 5 |
| 16 JAVOR PIVKA | 6,336 | 6,336 | 0 | 0.02% | 0.02% | 2,853 | 16 |
| 17 TRIGLAV NALOŽBE | 4,698 | 4,698 | 0 | 0.01% | 0.02% | 11,607 | 61 |
| 18 FINETOL | 4,400 | 4,400 | 0 | 0.01% | 0.01% | 55 | 5 |
| 19 MI | 3,833 | 3,833 | 0 | 0.01% | 0.01% | 2,105 | 26 |
| 20 CETIS | 2,009 | 2,009 | 0 | 0.00% | 0.01% | 72 | 6 |
| 21 KS NALOŽBE | 1,036 | 1,036 | 0 | 0.00% | 0.00% | 1,044 | 13 |
| 22 D NALOŽBE | 817 | 817 | 0 | 0.00% | 0.00% | 1,408 | 2 |
| 23 GRAND HOTEL UNION | 357 | 357 | 0 | 0.00% | 0.00% | 42 | 3 |
| 24 NAMA | 280 | 280 | 0 | 0.00% | 0.00% | 10 | 1 |
| 25 MAKSIMA HOLDING | 84 | 84 | 0 | 0.00% | 0.00% | 3,325 | 51 |
| 26 ZDRAVILIŠČE ROGAŠKA | 59 | 59 | 0 | 0.00% | 0.00% | 120 | 2 |
| 27 INLES | 53 | 53 | 0 | 0.00% | 0.00% | 24 | 1 |
| 28 GEA | 38 | 38 | 0 | 0.00% | 0.00% | 5 | 1 |
| 29 MELAMIN | 34 | 34 | 0 | 0.00% | 0.00% | 2 | 1 |
| 30 SLOVENIJALES | 17 | 17 | 0 | 0.00% | 0.00% | 1 | 1 |
| 31 CENTER NALOŽBE | 13 | 13 | 0 | 0.00% | 0.00% | 4,251 | 13 |
| 32 ALPETOUR POTOVALNA AGENCIJA | 0 | 0 | 0 | 0.00% | 0.00% | 0 | 0 |
| 33 ALPOS | 0 | 0 | 0 | 0.00% | 0.00% | 0 | 0 |
| 34 DATALAB TEHNOLOGIE | 0 | 0 | 0 | 0.00% | 0.00% | 0 | 0 |
| 35 GORIŠKE OPEKARNE | 0 | 0 | 0 | 0.00% | 0.00% | 0 | 0 |
| 36 ELMO | 0 | 0 | 0 | 0.00% | 0.00% | 0 | 0 |
| 37 INTERTRADE ITA | 0 | 0 | 0 | 0.00% | 0.00% | 0 | 0 |
| 38 JELEN GOSTINSKO PODJETJE | 0 | 0 | 0 | 0.00% | 0.00% | 0 | 0 |
| 39 MARINA PORTOROŽ | 0 | 0 | 0 | 0.00% | 0.00% | 0 | 0 |
| 40 MEDVEŠEK PUŠNIK DZU | 0 | 0 | 0 | 0.00% | 0.00% | 0 | 0 |
| 41 MEDVEŠEK PUŠNIK | 0 | 0 | 0 | 0.00% | 0.00% | 0 | 0 |
| 42 MERCATA | 0 | 0 | 0 | 0.00% | 0.00% | 0 | 0 |
| 43 SIVENT | 0 | 0 | 0 | 0.00% | 0.00% | 0 | 0 |
| 44 KD | 0 | 0 | 0 | 0.00% | 0.00% | 0 | 0 |
| 45 TEKSTINA | 0 | 0 | 0 | 0.00% | 0.00% | 0 | 0 |
| 46 KOŠAKI TMI | 0 | 0 | 0 | 0.00% | 0.00% | 0 | 0 |
| 47 TRDNJAVÁ HOLDING | 0 | 0 | 0 | 0.00% | 0.00% | 0 | 0 |
| 48 TRDNJAVÁ I HOLDING | 0 | 0 | 0 | 0.00% | 0.00% | 0 | 0 |
| 49 VELANA | 0 | 0 | 0 | 0.00% | 0.00% | 0 | 0 |
| 50 TERME DOBRNA | 0 | 0 | 0 | 0.00% | 0.00% | 0 | 0 |
| Preferred shares | 21,840 | 21,840 | 0 | 0.05% | 0.07% | 1,218 | 108 |
| 1 KD GROUP | 21,840 | 21,840 | 0 | 0.05% | 0.07% | 1,218 | 108 |
| 2 PRVA GROUP | 0 | 0 | 0 | 0.00% | 0.00% | 0 | 0 |
| 3 ZDRAVILIŠČE ROGAŠKA | 0 | 0 | 0 | 0.00% | 0.00% | 0 | 0 |

BOND MARKET

| Issue | Stock trades (in EUR) | Normal trades (in EUR) | Block trades (in EUR) | Share in total turnover | Share in turnover of bonds | Volume in pieces | Number of bargains |
|---|--------------------------|---------------------------|--------------------------|----------------------------|----------------------------------|---------------------|-----------------------|
| Skupaj | 7.908.446 | 3.107.471 | 4.800.976 | 19,65% | 100,00% | 228.853 | 350 |
| 1 SLOVENSKA ODŠKODNINSKA DRUŽBA 2. IZDAJA | 3.484.456 | 2.301.745 | 1.182.711 | 8,66% | 44,06% | 88.310 | 257 |
| 2 REPUBLIKA SLOVENIJA 21. IZDAJA | 2.484.550 | 66.285 | 2.418.265 | 6,17% | 31,42% | 123.602 | 9 |
| 3 SID BANKA 1. IZDAJA | 1.300.000 | 100.000 | 1.200.000 | 3,23% | 16,44% | 13 | 2 |
| 4 BANKA CELJE 11. IZDAJA | 101.388 | 101.388 | 0 | 0,25% | 1,28% | 102 | 1 |
| 5 PETROL 1. IZDAJA | 86.400 | 86.400 | 0 | 0,21% | 1,09% | 80 | 2 |
| 6 ABANKA VIPA 12. IZDAJA | 78.369 | 78.369 | 0 | 0,19% | 0,99% | 1.878 | 11 |
| 7 DELO PRODAJA 1. IZDAJA | 63.635 | 63.635 | 0 | 0,16% | 0,80% | 12.185 | 10 |
| 8 REPUBLIKA SLOVENIJA 62. IZDAJA | 60.686 | 60.686 | 0 | 0,15% | 0,77% | 1.515 | 3 |
| 9 NLB 15. IZDAJA | 55.745 | 55.745 | 0 | 0,14% | 0,70% | 130 | 1 |
| 10 PROBANKA 11. IZDAJA | 43.000 | 43.000 | 0 | 0,11% | 0,54% | 43 | 6 |
| 11 FACTOR BANKA 9. IZDAJA | 35.000 | 35.000 | 0 | 0,09% | 0,44% | 40 | 3 |
| 12 NLB 17. IZDAJA | 30.849 | 30.849 | 0 | 0,08% | 0,39% | 74 | 8 |
| 13 REPUBLIKA SLOVENIJA 29. IZDAJA | 20.526 | 20.526 | 0 | 0,05% | 0,26% | 196 | 4 |
| 14 REPUBLIKA SLOVENIJA 59. IZDAJA | 13.952 | 13.952 | 0 | 0,03% | 0,18% | 323 | 3 |
| 15 REPUBLIKA SLOVENIJA 53. IZDAJA | 11.293 | 11.293 | 0 | 0,03% | 0,14% | 114 | 8 |
| 16 REPUBLIKA SLOVENIJA 65. IZDAJA | 10.710 | 10.710 | 0 | 0,03% | 0,14% | 10 | 1 |
| 17 PROBANKA 7. IZDAJA | 9.000 | 9.000 | 0 | 0,02% | 0,11% | 90 | 1 |
| 18 BANKA CELJE 12. IZDAJA | 4.080 | 4.080 | 0 | 0,01% | 0,05% | 4 | 3 |
| 19 REPUBLIKA SLOVENIJA 38. IZDAJA | 3.769 | 3.769 | 0 | 0,01% | 0,05% | 36 | 4 |
| 20 REPUBLIKA SLOVENIJA 49. IZDAJA | 3.523 | 3.523 | 0 | 0,01% | 0,04% | 9 | 1 |
| 21 REPUBLIKA SLOVENIJA 26. IZDAJA | 2.305 | 2.305 | 0 | 0,01% | 0,03% | 23 | 2 |
| 22 REPUBLIKA SLOVENIJA 54. IZDAJA | 1.754 | 1.754 | 0 | 0,00% | 0,02% | 40 | 3 |
| 23 REPUBLIKA SLOVENIJA 61. IZDAJA | 1.002 | 1.002 | 0 | 0,00% | 0,01% | 24 | 1 |
| 24 BANKA CELJE 9. IZDAJA | 835 | 835 | 0 | 0,00% | 0,01% | 2 | 1 |
| 25 POŠTNA BANKA SLOVENIJE 7. IZDAJA | 820 | 820 | 0 | 0,00% | 0,01% | 2 | 1 |
| 26 REPUBLIKA SLOVENIJA 32. IZDAJA | 400 | 400 | 0 | 0,00% | 0,01% | 4 | 1 |
| 27 REPUBLIKA SLOVENIJA 18. IZDAJA | 200 | 200 | 0 | 0,00% | 0,00% | 2 | 1 |
| 28 REPUBLIKA SLOVENIJA 23. IZDAJA | 102 | 102 | 0 | 0,00% | 0,00% | 1 | 1 |
| 29 REPUBLIKA SLOVENIJA 48. IZDAJA | 100 | 100 | 0 | 0,00% | 0,00% | 1 | 1 |
| 30 ABANKA VIPA 7. IZDAJA | 0 | 0 | 0 | 0,00% | 0,00% | 0 | 0 |
| 31 ABANKA VIPA 8. IZDAJA | 0 | 0 | 0 | 0,00% | 0,00% | 0 | 0 |
| 32 ABANKA VIPA 9. IZDAJA | 0 | 0 | 0 | 0,00% | 0,00% | 0 | 0 |
| 33 ABANKA VIPA 10. IZDAJA | 0 | 0 | 0 | 0,00% | 0,00% | 0 | 0 |
| 34 ABANKA VIPA 11. IZDAJA | 0 | 0 | 0 | 0,00% | 0,00% | 0 | 0 |
| 35 BANKA CELJE 10. IZDAJA | 0 | 0 | 0 | 0,00% | 0,00% | 0 | 0 |
| 36 BANKA CELJE 7. IZDAJA | 0 | 0 | 0 | 0,00% | 0,00% | 0 | 0 |
| 37 BANKA CELJE 8. IZDAJA | 0 | 0 | 0 | 0,00% | 0,00% | 0 | 0 |
| 38 BANKA DOMŽALE 1. IZDAJA | 0 | 0 | 0 | 0,00% | 0,00% | 0 | 0 |
| 39 BANKA ZASAVJE 3. IZDAJA | 0 | 0 | 0 | 0,00% | 0,00% | 0 | 0 |
| 40 CIMOS 1. IZDAJA | 0 | 0 | 0 | 0,00% | 0,00% | 0 | 0 |
| 41 DEOS 1. IZDAJA | 0 | 0 | 0 | 0,00% | 0,00% | 0 | 0 |
| 42 DROGA KOLINSKA 1. IZDAJA | 0 | 0 | 0 | 0,00% | 0,00% | 0 | 0 |
| 43 DARS | 0 | 0 | 0 | 0,00% | 0,00% | 0 | 0 |
| 44 DARS 2. IZDAJA | 0 | 0 | 0 | 0,00% | 0,00% | 0 | 0 |
| 45 DARS 3. IZDAJA | 0 | 0 | 0 | 0,00% | 0,00% | 0 | 0 |
| 46 FACTOR BANKA 11. IZDAJA | 0 | 0 | 0 | 0,00% | 0,00% | 0 | 0 |
| 47 FACTOR BANKA 12. IZDAJA | 0 | 0 | 0 | 0,00% | 0,00% | 0 | 0 |
| 48 FACTOR BANKA 14. IZDAJA | 0 | 0 | 0 | 0,00% | 0,00% | 0 | 0 |
| 49 FACTOR BANKA 15. IZDAJA | 0 | 0 | 0 | 0,00% | 0,00% | 0 | 0 |
| 50 FACTOR BANKA 16. IZDAJA | 0 | 0 | 0 | 0,00% | 0,00% | 0 | 0 |
| 51 FACTOR BANKA 17. IZDAJA | 0 | 0 | 0 | 0,00% | 0,00% | 0 | 0 |
| 52 FACTOR BANKA 19. IZDAJA | 0 | 0 | 0 | 0,00% | 0,00% | 0 | 0 |
| 53 FACTOR BANKA 20. IZDAJA | 0 | 0 | 0 | 0,00% | 0,00% | 0 | 0 |
| 54 FACTOR BANKA 21. IZDAJA | 0 | 0 | 0 | 0,00% | 0,00% | 0 | 0 |
| 55 FACTOR BANKA 22. IZDAJA | 0 | 0 | 0 | 0,00% | 0,00% | 0 | 0 |
| 56 KB1909 1. IZDAJA | 0 | 0 | 0 | 0,00% | 0,00% | 0 | 0 |
| 57 KB1909 2. IZDAJA | 0 | 0 | 0 | 0,00% | 0,00% | 0 | 0 |
| 58 NOVA KBM 7. IZDAJA | 0 | 0 | 0 | 0,00% | 0,00% | 0 | 0 |
| 59 KD HOLDING 1. IZDAJA | 0 | 0 | 0 | 0,00% | 0,00% | 0 | 0 |
| 60 KD HOLDING 2. IZDAJA | 0 | 0 | 0 | 0,00% | 0,00% | 0 | 0 |
| 61 POSLOVNI SISTEM MERCATOR | 0 | 0 | 0 | 0,00% | 0,00% | 0 | 0 |
| 62 NLB 13. IZDAJA | 0 | 0 | 0 | 0,00% | 0,00% | 0 | 0 |
| 63 NLB 18. IZDAJA | 0 | 0 | 0 | 0,00% | 0,00% | 0 | 0 |
| 64 NLB 19. IZDAJA | 0 | 0 | 0 | 0,00% | 0,00% | 0 | 0 |
| 65 NLB 20. IZDAJA | 0 | 0 | 0 | 0,00% | 0,00% | 0 | 0 |
| 66 NLB 22. IZDAJA | 0 | 0 | 0 | 0,00% | 0,00% | 0 | 0 |
| 67 NLB 23. IZDAJA | 0 | 0 | 0 | 0,00% | 0,00% | 0 | 0 |
| 68 POŠTNA BANKA SLOVENIJE 6. IZDAJA | 0 | 0 | 0 | 0,00% | 0,00% | 0 | 0 |
| 69 POTEZA NALOŽBE | 0 | 0 | 0 | 0,00% | 0,00% | 0 | 0 |
| 70 PROBANKA 10. IZDAJA | 0 | 0 | 0 | 0,00% | 0,00% | 0 | 0 |
| 71 PROBANKA 8. IZDAJA | 0 | 0 | 0 | 0,00% | 0,00% | 0 | 0 |
| 72 PROBANKA 9. IZDAJA | 0 | 0 | 0 | 0,00% | 0,00% | 0 | 0 |
| 73 POTEZA SKUPINA 1. IZDAJA | 0 | 0 | 0 | 0,00% | 0,00% | 0 | 0 |
| 74 REPUBLIKA SLOVENIJA 33. IZDAJA | 0 | 0 | 0 | 0,00% | 0,00% | 0 | 0 |
| 75 REPUBLIKA SLOVENIJA 44. IZDAJA | 0 | 0 | 0 | 0,00% | 0,00% | 0 | 0 |
| 76 REPUBLIKA SLOVENIJA 50. IZDAJA | 0 | 0 | 0 | 0,00% | 0,00% | 0 | 0 |
| 77 REPUBLIKA SLOVENIJA 57. IZDAJA | 0 | 0 | 0 | 0,00% | 0,00% | 0 | 0 |
| 78 REPUBLIKA SLOVENIJA 60. IZDAJA | 0 | 0 | 0 | 0,00% | 0,00% | 0 | 0 |
| 79 SLOVENA.375 6/2/2019 | 0 | 0 | 0 | 0,00% | 0,00% | 0 | 0 |
| 80 REPUBLIKA SLOVENIJA 64. IZDAJA | 0 | 0 | 0 | 0,00% | 0,00% | 0 | 0 |
| 81 REPUBLIKA SLOVENIJA 66. IZDAJA | 0 | 0 | 0 | 0,00% | 0,00% | 0 | 0 |
| 82 SLOREP 4.125 26/01/20 | 0 | 0 | 0 | 0,00% | 0,00% | 0 | 0 |
| 83 STANOVANJSKI SKLAD RS 1. IZDAJA | 0 | 0 | 0 | 0,00% | 0,00% | 0 | 0 |
| 84 STANOVANJSKI SKLAD RS 3. IZDAJA | 0 | 0 | 0 | 0,00% | 0,00% | 0 | 0 |
| 85 BANKA VIPA 7. IZDAJA | 0 | 0 | 0 | 0,00% | 0,00% | 0 | 0 |
| 86 ZAVAROVALNICA TRIGLAV 1. IZDAJA | 0 | 0 | 0 | 0,00% | 0,00% | 0 | 0 |

FUND MARKET - PLUS MARKET

| Issue | Stock trades (in EUR) | Normal trades (in EUR) | Block trades (in EUR) | Share in total turnover | Share in turnover of funds | Volume in pieces | Number of bargains |
|--|--------------------------|---------------------------|--------------------------|----------------------------|----------------------------------|---------------------|-----------------------|
| Total | 28,039 | 28,039 | 0 | 0.07% | 1.14% | 42,893 | 17 |
| 1 INDEKSNÍ VZAJEMNÍ SKLAD PB URANIUM INDEX | 27,211 | 27,211 | 0 | 0.07% | 1.11% | 42,104 | 15 |
| 2 INDEKSNÍ VZAJEMNÍ SKLAD PB BIOTECH INDEX | 828 | 828 | 0 | 0.00% | 0.03% | 789 | 2 |

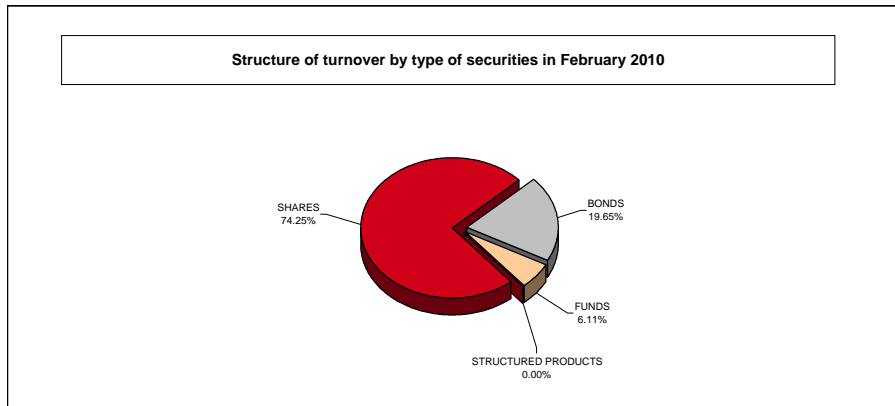
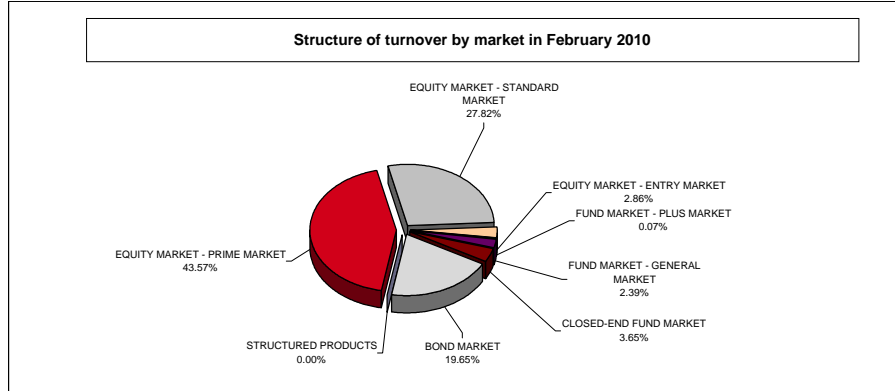
FUND MARKET - GENERAL MARKET

| Issue | Stock trades (in EUR) | Normal trades (in EUR) | Block trades (in EUR) | Share in total turnover | Share in turnover of funds | Volume in pieces | Number of bargains |
|-------------------------------------|--------------------------|---------------------------|--------------------------|----------------------------|----------------------------------|---------------------|-----------------------|
| Total | 960,956 | 960,956 | 0 | 2.39% | 39.09% | 334,824 | 870 |
| 1 MP-BALKAN.SI | 466,379 | 466,379 | 0 | 1.16% | 18.97% | 20,590 | 124 |
| 2 INFOND GLOBAL | 238,617 | 238,617 | 0 | 0.59% | 9.71% | 24,711 | 316 |
| 3 PROBANKA GLOBALNI NALOŽBENI SKLAD | 184,901 | 184,901 | 0 | 0.46% | 7.52% | 273,734 | 133 |
| 4 INFOND DYNAMIC | 66,819 | 66,819 | 0 | 0.17% | 2.72% | 14,863 | 293 |
| 5 MP-EUROSTOCK.SI | 4,240 | 4,240 | 0 | 0.01% | 0.17% | 926 | 4 |

CLOSED-END FUND MARKET

| Issue | Stock trades (in EUR) | Normal trades (in EUR) | Block trades (in EUR) | Share in total turnover | Share in turnover of funds | Volume in pieces | Number of bargains |
|--------------------------------------|--------------------------|---------------------------|--------------------------|----------------------------|----------------------------------|---------------------|-----------------------|
| Total | 1,469,087 | 1,469,087 | 0 | 3.65% | 59.77% | 586,425 | 1,051 |
| 1 KRONA SENIOR | 670,376 | 670,376 | 0 | 1.67% | 27.27% | 88,466 | 242 |
| 2 NFD 1 DELNIŠKI INVESTICIJSKI SKLAD | 397,169 | 397,169 | 0 | 0.99% | 16.16% | 431,685 | 295 |
| 3 KD ID | 244,095 | 244,095 | 0 | 0.61% | 9.93% | 43,418 | 299 |
| 4 ZVON ENA ID | 157,447 | 157,447 | 0 | 0.39% | 6.41% | 22,856 | 215 |

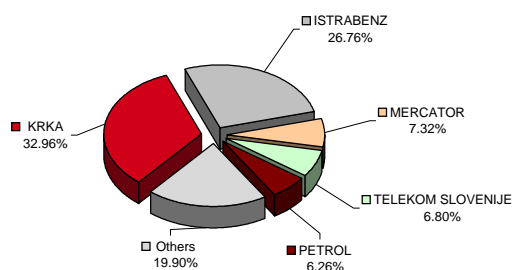
| | | | | | | | |
|---------------------|------------|------------|------------|---------|---------|-----------|--------|
| Shares total | 29,887,574 | 17,262,739 | 12,624,835 | 74.25% | 74.25% | 1,934,071 | 8,272 |
| Funds total | 2,458,082 | 2,458,082 | 0 | 6.11% | 6.11% | 964,142 | 1,938 |
| Bonds total | 7,908,446 | 3,107,471 | 4,800,976 | 19.65% | 19.65% | 228,853 | 350 |
| Structured products | 0 | 0 | 0 | 0.00% | - | 0 | 0 |
| Total turnover | 40,254,103 | 22,828,292 | 17,425,810 | 100.00% | 100.00% | 3,127,066 | 10,560 |



C2) MOST TRADED SECURITIES IN FEBRUARY 2010

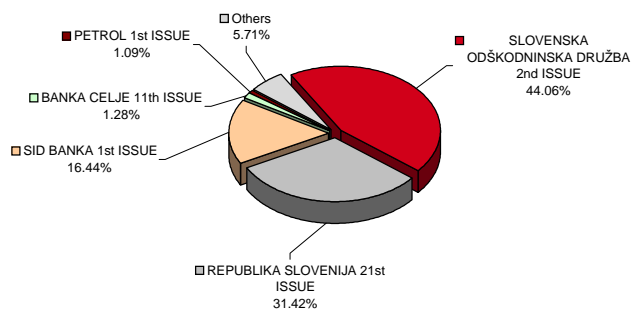
MOST TRADED SHARES

| Issuer | Turnover (in 000 EUR) - order book trades only | Number of bargains - order book trades only | Market capitalisation as of 28 Feb 2010 (in EURm) |
|-------------------|--|---|---|
| KRKA | 9,852 | 2,780 | 2,285 |
| ISTRABENZ | 7,997 | 91 | 44 |
| MERCATOR | 2,188 | 262 | 603 |
| TELEKOM SLOVENIJE | 2,033 | 367 | 766 |
| PETROL | 1,871 | 288 | 628 |
| Others | 5,947 | 4,484 | 3,866 |
| Total | 29,888 | 8,272 | 8,192 |



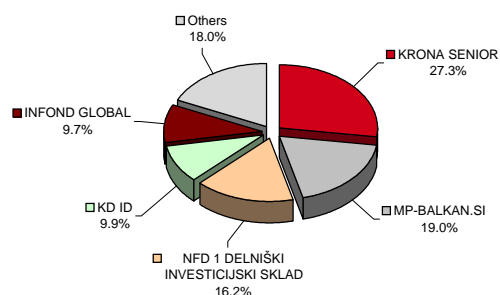
MOST TRADED BONDS

| Issuer | Turnover (in 000 EUR) - order book trades only | Number of bargains - order book trades only | Market capitalisation as of 28 Feb 2010 (in EURm) |
|---|--|---|---|
| SLOVENSKA ODŠKODNINSKA DRUŽBA 2 nd ISSUE | 3,484 | 257 | 636 |
| REPUBLIKA SLOVENIJA 21 st ISSUE | 2,485 | 9 | 28 |
| SID BANKA 1 st ISSUE | 1,300 | 2 | 500 |
| BANKA CELJE 11 th ISSUE | 101 | 1 | 50 |
| PETROL 1 st ISSUE | 86 | 2 | 54 |
| Others | 452 | 79 | 11,093 |
| Total | 7,908 | 350 | 12,361 |



MOST TRADED INVESTMENT FUNDS

| INVESTMENT FUNDS | Turnover (in 000 EUR) - order book trades only | Number of bargains - order book trades only | Market capitalisation as of 28 Feb 2010 (in EURm) |
|------------------------------------|--|---|---|
| KRONA SENIOR | 670 | 242 | 53 |
| MP-BALKAN.SI | 466 | 124 | 8 |
| NFD 1 DELNIŠKI INVESTICIJSKI SKLAD | 397 | 295 | 149 |
| KD ID | 244 | 299 | 52 |
| INFOND GLOBAL | 239 | 316 | 57 |
| Others | 441 | 662 | 81 |
| Total | 2,458 | 1,938 | 398 |

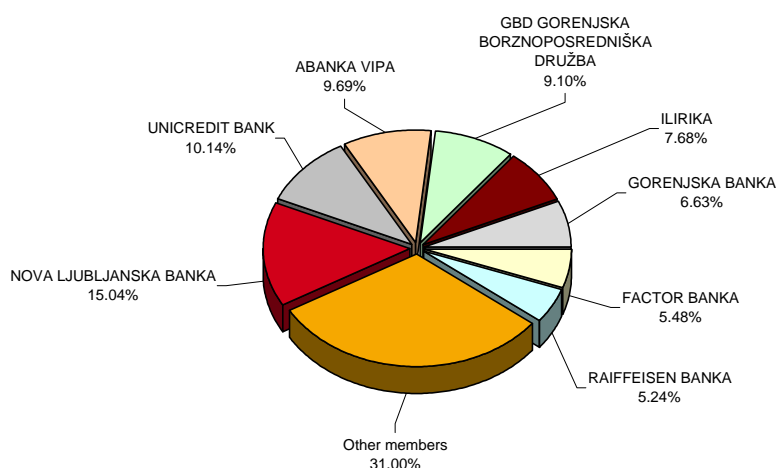


C3) MONTHLY TURNOVER BY LJSE MEMBERS

TURNOVER BY MEMBERS BY TYPE OF TRADE IN FEBRUARY 2010

| Member | Normal trades | Block trades | Total via BTS | in EUR Share in turnover |
|--|-------------------|-------------------|-------------------|--------------------------------|
| 1 NOVA LJUBLJANSKA BANKA | 2,343,753 | 9,763,406 | 12,107,159 | 15.04% |
| 2 UNICREDIT BANK | 6,840,670 | 1,322,636 | 8,163,306 | 10.14% |
| 3 ABANKA VIPA | 4,927,359 | 2,877,528 | 7,804,887 | 9.69% |
| 4 GBD GORENJSKA BORZNOPOSREDNIŠKA DRUŽBA | 7,323,605 | | 7,323,605 | 9.10% |
| 5 ILIRIKA | 1,350,285 | 4,836,529 | 6,186,815 | 7.68% |
| 6 GORENJSKA BANKA | 41,519 | 5,296,200 | 5,337,719 | 6.63% |
| 7 FACTOR BANKA | 2,013,254 | 2,400,000 | 4,413,254 | 5.48% |
| 8 RAIFFEISEN BANKA | 3,566,191 | 651,100 | 4,217,291 | 5.24% |
| 9 PUBLIKUM | 1,853,636 | 2,214,840 | 4,068,476 | 5.05% |
| 10 PERSPEKTIVA BPD | 1,341,174 | 1,902,157 | 3,243,331 | 4.03% |
| 11 PROBANKA | 787,739 | 1,730,765 | 2,518,505 | 3.13% |
| 12 KD BANKA | 2,024,441 | 187,260 | 2,211,701 | 2.75% |
| 13 POTEZA | 1,907,374 | | 1,907,374 | 2.37% |
| 14 ARGONOS BPH | 1,900,938 | | 1,900,938 | 2.36% |
| 15 MP BPH | 1,846,752 | | 1,846,752 | 2.29% |
| 16 NOVA KBM | 892,316 | 481,700 | 1,374,016 | 1.71% |
| 17 PFCI | 1,169,139 | 187,500 | 1,356,639 | 1.69% |
| 18 DEŽELNA BANKA SLOVENIJE | 611,008 | 640,000 | 1,251,008 | 1.55% |
| 19 HYPO ALPE-ADRIA-BANK | 717,893 | 360,000 | 1,077,893 | 1.34% |
| 20 CERTIUS BPH | 964,205 | | 964,205 | 1.20% |
| 21 SKB BANKA | 599,984 | | 599,984 | 0.75% |
| 22 MOJA DELNICA BPH | 280,072 | | 280,072 | 0.35% |
| 23 ecetra | 200,517 | | 200,517 | 0.25% |
| 24 BANKA KOPER | 152,740 | | 152,740 | 0.19% |
| 25 BKS BANK AG, Bančna podružnica | 19 | | 19 | 0.00% |
| TOTAL | 45,656,585 | 34,851,621 | 80,508,206 | 100.00% |

Total turnover by members in February 2010

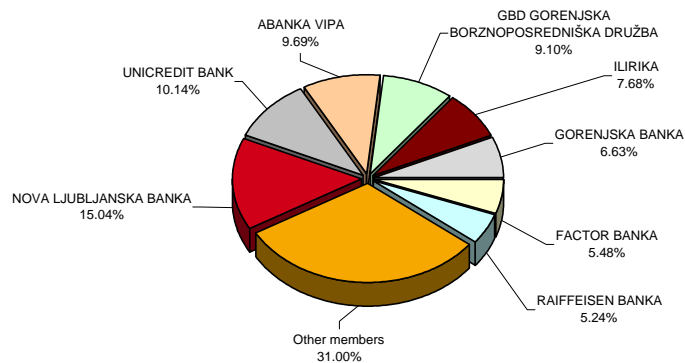


TURNOVER BY MEMBERS BY TYPE OF SECURITY IN FEBRUARY 2010

in EUR

| Member | Shares | Bonds | Funds | Total (in EUR) | Share in turnover |
|--|-------------------|-------------------|------------------|-------------------|-------------------|
| 1 NOVA LJUBLJANSKA BANKA | 11,162,006 | 465,021 | 480,132 | 12,107,159 | 15.04% |
| 2 UNICREDIT BANK | 6,588,174 | 1,574,723 | 409 | 8,163,306 | 10.14% |
| 3 ABANKA VIPA | 7,066,098 | 369,010 | 369,778 | 7,804,887 | 9.69% |
| 4 GBD GORENJSKA BORZNOPOSREDNIŠKA DRUŽBA | 4,537,088 | 1,109,958 | 1,676,559 | 7,323,605 | 9.10% |
| 5 ILIRIKA | 1,156,092 | 4,862,238 | 168,484 | 6,186,815 | 7.68% |
| 6 GORENJSKA BANKA | 5,329,632 | 2,376 | 5,711 | 5,337,719 | 6.63% |
| 7 FACTOR BANKA | 1,098,994 | 3,170,632 | 143,627 | 4,413,254 | 5.48% |
| 8 RAIFFEISEN BANKA | 4,193,001 | | 24,290 | 4,217,291 | 5.24% |
| 9 PUBLIKUM | 4,011,079 | 55,745 | 1,652 | 4,068,476 | 5.05% |
| 10 PERSPEKTIVA BPD | 1,297,718 | 1,875,860 | 69,752 | 3,243,331 | 4.03% |
| 11 PROBANKA | 1,026,461 | 1,252,752 | 239,291 | 2,518,505 | 3.13% |
| 12 KD BANKA | 2,087,923 | 112,956 | 10,822 | 2,211,701 | 2.75% |
| 13 POTEZA | 1,604,052 | 92,513 | 210,809 | 1,907,374 | 2.37% |
| 14 ARGONOS BPH | 1,468,933 | 15,060 | 416,945 | 1,900,938 | 2.36% |
| 15 MP BPH | 1,075,466 | 255,396 | 515,891 | 1,846,752 | 2.29% |
| 16 NOVA KBM | 1,191,553 | 72,938 | 109,526 | 1,374,016 | 1.71% |
| 17 PFCI | 976,330 | 161,096 | 219,213 | 1,356,639 | 1.69% |
| 18 DEŽELNA BANKA SLOVENIJE | 1,198,822 | 42,435 | 9,750 | 1,251,008 | 1.55% |
| 19 HYPO ALPE-ADRIA-BANK | 1,000,645 | 48,372 | 28,876 | 1,077,893 | 1.34% |
| 20 CERTIUS BPH | 632,448 | 237,181 | 94,576 | 964,205 | 1.20% |
| 21 SKB BANKA | 555,553 | 26,982 | 17,448 | 599,984 | 0.75% |
| 22 MOJA DELNICA BPH | 177,855 | 8,682 | 93,535 | 280,072 | 0.35% |
| 23 ecetra | 198,568 | | 1,949 | 200,517 | 0.25% |
| 24 BANKA KOPER | 140,655 | 4,965 | 7,119 | 152,739 | 0.19% |
| 25 BKS BANK AG, Bančna podružnica | | | 19 | 19 | 0.00% |
| TOTAL | 59,775,148 | 15,816,893 | 4,916,164 | 80,508,204 | 100.00% |

Total turnover by members in February 2010



C4) HISTORICAL TURNOVER SERIES

MONTHLY TURNOVER ON ORGANIZED MARKET

| Total turnover and trades | | | | | | |
|---------------------------|------------------------|---------------------------|------------------|-------------------|--------------------------|-----------------|
| Month | Number of trading days | Turnover via BTS (in EUR) | | | Number of trades via BTS | |
| | | per month | average per day | average per trade | per month | average per day |
| Year 2009 | | | | | | |
| February | 20 | 53,396,448 | 2,669,822 | 4,396 | 12,146 | 607 |
| March | 22 | 72,688,384 | 3,304,017 | 5,539 | 13,123 | 597 |
| April | 19 | 28,542,446 | 1,502,234 | 2,930 | 9,742 | 513 |
| May | 20 | 71,660,052 | 3,583,003 | 4,149 | 17,273 | 864 |
| June | 21 | 58,047,409 | 2,764,162 | 3,579 | 16,220 | 772 |
| July | 23 | 35,744,937 | 1,554,128 | 3,195 | 11,187 | 486 |
| August | 21 | 327,358,753 | 15,588,512 | 27,917 | 11,726 | 558 |
| September | 22 | 67,467,274 | 3,066,694 | 4,174 | 16,165 | 735 |
| October | 22 | 64,539,908 | 2,933,632 | 3,593 | 17,965 | 817 |
| November | 21 | 32,049,336 | 1,526,159 | 2,717 | 11,794 | 562 |
| December | 20 | 56,136,722 | 2,806,836 | 4,378 | 12,823 | 641 |
| TOTAL | 251 | 904,021,130 | | | 162,100 | |
| Average 2009 | 21 | 75,335,094 | 3,593,223 | 5,801 | 13,508 | 646 |
| Year 2010 | | | | | | |
| January | 20 | 39,140,694 | 1,957,035 | 3,886 | 10,072 | 504 |
| February | 19 | 40,254,103 | 2,118,637 | 3,812 | 10,560 | 556 |
| TOTAL | 39 | 79,394,797 | | | 20,632 | |
| Average 2010 | 20 | 39,697,399 | 2,037,836 | 3,849 | 10,316 | 530 |

TURNOVER BY SECURITIES ON ALL MARKETS OF LJUBLJANA STOCK EXCHANGE IN YEARS 1998 - 2009

| Total turnover and trades | | | | | | |
|---------------------------|------------------------|---------------------------|-----------------|-------------------|--------------------------|-----------------|
| Year | Number of trading days | Turnover via BTS (in EUR) | | | Number of trades via BTS | |
| | | per year | average per day | average per trade | per year | average per day |
| 2010 | 39 | 79,394,797 | 2,037,836 | 3,849 | 20,632 | 530 |
| 2009 | 251 | 904,021,130 | 3,593,223 | 5,801 | 162,100 | 646 |
| 2008 | 250 | 1,285,790,498 | 5,129,748 | 4,907 | 249,679 | 998 |
| 2007 | 246 | 2,226,900,708 | 9,052,442 | 7,871 | 282,939 | 1,150 |
| 2006 | 247 | 996,477,198 | 4,034,321 | 4,353 | 228,941 | 927 |
| 2005 | 250 | 579,204,722 | 2,316,819 | 2,263 | 255,908 | 1,024 |
| 2004 | 255 | 837,861,029 | 3,285,730 | 2,382 | 351,760 | 1,379 |
| 2003 | 249 | 700,844,661 | 2,814,637 | 2,058 | 340,582 | 1,368 |
| 2002 | 247 | 1,156,611,591 | 4,682,638 | 2,563 | 451,250 | 1,827 |
| 2001 | 247 | 707,615,828 | 2,864,841 | 2,221 | 318,645 | 1,290 |
| 2000 | 249 | 1,174,224,149 | 4,715,760 | 2,971 | 395,284 | 1,587 |
| 1999 | 254 | 1,397,785,135 | 5,503,091 | 3,134 | 445,966 | 1,756 |
| 1998 | 252 | 2,259,292,124 | 8,965,445 | 9,531 | 237,049 | 941 |

MONTHLY TURNOVER WITH REGULAR TRADES

| Month | Number of trading days | Turnover (in EUR) | | average per trade | Number of trades | |
|---------------------|------------------------|--------------------|------------------|-------------------|------------------|-----------------|
| | | per month | average per day | | per month | average per day |
| Year 2009 | | | | | | |
| February | 20 | 32,299,265 | 1,614,963 | 2,664 | 12,125 | 606 |
| March | 22 | 40,712,928 | 1,850,588 | 3,109 | 13,094 | 595 |
| April | 19 | 25,058,554 | 1,318,871 | 2,575 | 9,732 | 512 |
| May | 20 | 57,663,938 | 2,883,197 | 3,341 | 17,258 | 863 |
| June | 21 | 49,491,986 | 2,356,761 | 3,055 | 16,198 | 771 |
| July | 23 | 33,070,214 | 1,437,835 | 2,957 | 11,184 | 486 |
| August | 21 | 28,755,334 | 1,369,302 | 2,459 | 11,694 | 557 |
| September | 22 | 46,171,851 | 2,098,721 | 2,862 | 16,135 | 733 |
| October | 22 | 55,724,596 | 2,532,936 | 3,106 | 17,940 | 815 |
| November | 21 | 29,838,452 | 1,420,879 | 2,532 | 11,786 | 561 |
| December | 20 | 46,851,994 | 2,342,600 | 3,658 | 12,807 | 640 |
| TOTAL | 251 | 478,251,657 | | | 149,074 | |
| Average 2009 | 21 | 39,854,305 | 1,904,773 | 2,921 | 13,490 | 645 |
| Year 2010 | | | | | | |
| January | 20 | 30,696,909 | 1,534,845 | 3,055 | 10,048 | 502 |
| February | 19 | 22,828,293 | 1,201,489 | 2,166 | 10,537 | 555 |
| TOTAL | 39 | 53,525,202 | | | 20,585 | |
| Average 2010 | 20 | 26,762,601 | 1,368,167 | 2,611 | 10,293 | 528 |

MONTHLY TURNOVER WITH BLOCK TRADES

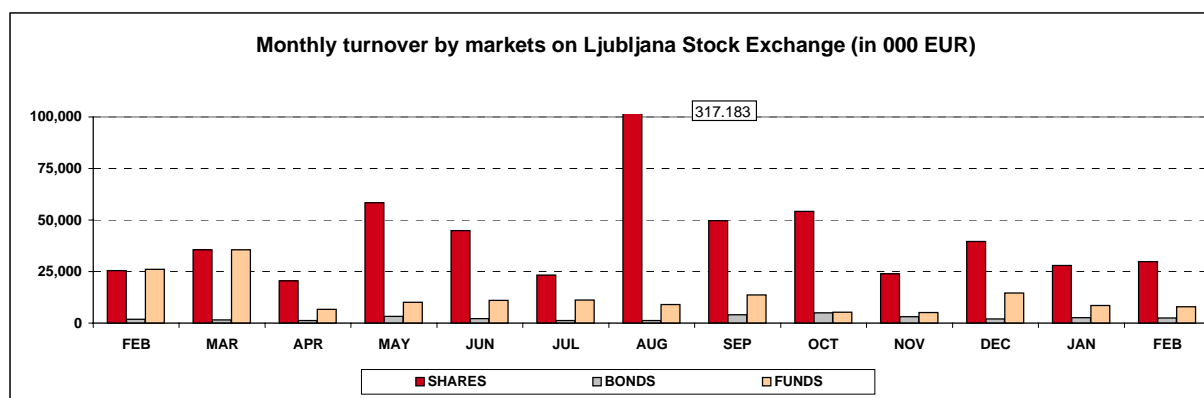
| Month | Number of trading days | Turnover (in EUR) | | average per trade | Number of trades | |
|---------------------|------------------------|--------------------|------------------|-------------------|------------------|-----------------|
| | | per month | average per day | | per month | average per day |
| Year 2009 | | | | | | |
| February | 20 | 21,097,182 | 1,054,859 | 1,004,628 | 21 | 1 |
| March | 22 | 31,975,456 | 1,453,430 | 1,102,602 | 29 | 1 |
| April | 19 | 3,483,893 | 183,363 | 348,389 | 10 | 1 |
| May | 20 | 13,996,114 | 699,806 | 933,074 | 15 | 1 |
| June | 21 | 8,555,424 | 407,401 | 388,883 | 22 | 1 |
| July | 23 | 2,674,723 | 116,292 | 891,574 | 3 | 0 |
| August | 21 | 298,603,419 | 14,219,210 | 9,331,357 | 32 | 2 |
| September | 22 | 21,295,422 | 967,974 | 709,847 | 30 | 1 |
| October | 22 | 8,815,312 | 400,696 | 352,612 | 25 | 1 |
| November | 21 | 2,210,884 | 105,280 | 276,361 | 8 | 0 |
| December | 20 | 9,284,728 | 464,236 | 580,296 | 16 | 1 |
| TOTAL | 251 | 425,769,473 | | | 219 | |
| Average 2009 | 21 | 35,480,789 | 1,688,449 | 1,365,978 | 18 | 1 |
| Year 2010 | | | | | | |
| January | 20 | 8,443,785 | 422,189 | 351,824 | 24 | 1 |
| February | 19 | 17,425,810 | 917,148 | 757,644 | 23 | 1 |
| TOTAL | 39 | 25,869,595 | | | 47 | |
| Average 2010 | 20 | 12,934,798 | 669,669 | 554,734 | 24 | 1 |

MONTHLY TURNOVER VIA BTS BY MARKETS ON LJUBLJANA STOCK EXCHANGE (in EUR)

| Year | Equity market | | | Fund market | | | | Povprečni dnevni promet | TOTAL | MoM Index |
|-------------------|--------------------|--------------------|-------------------|------------------------|---------------|------------------|--------------------|-------------------------|--------------------|-----------|
| | Prime market | Standard market | Entry market | Closed-end fund market | Plus market | General market | Bond market | | | |
| Year 2009 | | | | | | | | | | |
| February | 19,758,334 | 3,944,519 | 1,838,912 | 1,387,330 | | 398,526 | 26,068,826 | 2,669,822 | 53,396,448 | #REF! |
| March | 22,813,419 | 10,782,320 | 2,017,421 | 1,078,471 | 13,108 | 419,022 | 35,564,622 | 3,304,017 | 72,688,384 | 136 |
| April | 14,718,689 | 4,037,912 | 1,805,668 | 888,672 | 14,740 | 374,851 | 6,701,914 | 1,502,234 | 28,542,446 | 39 |
| May | 40,974,116 | 15,566,044 | 1,782,653 | 2,850,026 | 4,398 | 334,980 | 10,147,834 | 3,583,003 | 71,660,052 | 251 |
| June | 36,356,169 | 6,517,622 | 1,931,906 | 1,856,699 | 32,520 | 264,245 | 11,088,249 | 2,764,162 | 58,047,409 | 81 |
| July | 20,284,344 | 2,197,606 | 875,420 | 1,017,702 | 1,426 | 196,475 | 11,171,964 | 1,554,128 | 35,744,937 | 62 |
| August | 173,313,139 | 142,888,870 | 980,941 | 906,867 | 820 | 308,436 | 8,959,680 | 15,588,512 | 327,358,753 | 916 |
| September | 42,226,325 | 5,748,478 | 1,779,838 | 3,499,207 | 1,139 | 564,039 | 13,648,247 | 3,066,694 | 67,467,273 | 21 |
| October | 45,471,760 | 6,021,766 | 2,742,248 | 4,145,210 | 1,726 | 851,302 | 5,305,896 | 2,933,632 | 64,539,908 | 96 |
| November | 20,102,257 | 2,223,347 | 1,537,398 | 2,520,312 | 162 | 586,526 | 5,079,335 | 1,526,159 | 32,049,336 | 50 |
| December | 29,126,672 | 3,285,297 | 7,180,930 | 1,451,681 | 7,662 | 543,129 | 14,541,350 | 2,806,836 | 56,136,722 | 175 |
| Total 2009 | 485,764,173 | 208,530,010 | 25,515,641 | 22,550,235 | 77,702 | 5,238,914 | 156,344,455 | 3,601,678 | 904,021,131 | |
| Year 2010 | | | | | | | | | | |
| January | 20,976,768 | 5,437,773 | 1,509,572 | 2,212,116 | 3,195 | 487,185 | 8,514,087 | 1,957,035 | 39,140,694 | 70 |
| February | 17,539,978 | 11,197,286 | 1,150,310 | 1,469,087 | 28,039 | 960,956 | 7,908,446 | 2,118,637 | 40,254,103 | 103 |
| Total 2010 | 38,516,746 | 16,635,059 | 2,659,881 | 3,681,203 | 31,234 | 1,448,141 | 16,422,533 | 2,035,764 | 79,394,797 | |

MONTHLY TURNOVER BY SECURITIES ON LJUBLJANA STOCK EXCHANGE (in EUR)

| Year | Shares | Funds | Bonds | TOTAL | MoM Index |
|-------------------|--------------------|-------------------|--------------------|--------------------|-----------|
| Year 2009 | | | | | |
| February | 25,541,766 | 1,785,856 | 26,068,826 | 53,396,448 | 147 |
| March | 35,613,160 | 1,510,601 | 35,564,622 | 72,688,384 | 136 |
| April | 20,562,269 | 1,278,263 | 6,701,914 | 28,542,446 | 39 |
| May | 58,322,814 | 3,189,404 | 10,147,834 | 71,660,052 | 251 |
| June | 44,805,697 | 2,153,464 | 11,088,249 | 58,047,409 | 81 |
| July | 23,357,370 | 1,215,603 | 11,171,964 | 35,744,937 | 62 |
| August | 317,182,951 | 1,216,123 | 8,959,680 | 327,358,753 | 916 |
| September | 49,754,641 | 4,064,385 | 13,648,247 | 67,467,273 | 21 |
| October | 54,235,774 | 4,998,238 | 5,305,896 | 64,539,908 | 96 |
| November | 23,863,001 | 3,107,000 | 5,079,335 | 32,049,336 | 50 |
| December | 39,592,900 | 2,002,472 | 14,541,350 | 56,136,722 | 175 |
| Total 2009 | 719,809,825 | 27,866,851 | 156,344,455 | 904,021,131 | |
| Year 2010 | | | | | |
| January | 27,924,113 | 2,702,495 | 8,514,087 | 39,140,694 | 70 |
| February | 29,887,574 | 2,458,082 | 7,908,446 | 40,254,103 | 103 |
| Total 2010 | 57,811,687 | 5,160,577 | 16,422,533 | 79,394,797 | |



D) MARKET CAPITALISATION

| | 28 Feb 2009 | 31 Dec 2009 | 31 Jan 2010 | 28 Feb 2010 | Indeks 28 Feb 2010 / 31 Jan 2010 | Indeks 28 Feb 2010 / 28 Feb 2009 | Indeks 28 Feb 2010 / 31 Dec 2009 | SHARE |
|-----------------------------------|-----------------------|-----------------------|-----------------------|-----------------------|--|--|--|----------------|
| TRG DELNIC | 8,253,606,004 | 8,462,218,087 | 8,505,590,715 | 8,192,186,231 | 101 | 99 | 100 | 40.03% |
| PRVA KOTACIJA | 4,344,877,375 | 5,247,537,479 | 5,375,625,513 | 5,151,494,384 | 102 | 120 | 129 | 63.20% |
| STANDARDNA KOTACIJA | 2,353,721,059 | 2,206,925,165 | 2,161,450,909 | 2,118,625,113 | 98 | 85 | 83 | 25.41% |
| VSTOPNA KOTACIJA | 1,555,007,571 | 1,007,755,444 | 968,514,294 | 922,066,734 | 96 | 62 | 56 | 11.39% |
| Banke | 585,787,669 | 689,862,408 | 695,974,130 | 691,885,669 | 101 | 105 | 98 | 8.18% |
| Podjetja | 7,245,589,383 | 7,065,399,282 | 7,146,687,348 | 6,873,682,797 | 101 | 96 | 98 | 84.02% |
| Zavarovalnice | 422,228,952 | 706,956,397 | 662,929,237 | 626,617,765 | 94 | 136 | | 7.79% |
| TRG OBVEZNIC | 7,842,879,547 | 10,821,540,444 | 12,344,909,086 | 12,360,998,690 | 114 | 175 | 182 | 58.09% |
| Država | 6,315,644,590 | 9,486,699,354 | 11,033,444,477 | 11,044,612,647 | 116 | 199 | 219 | 89.38% |
| Banke | 1,102,495,263 | 906,648,249 | 875,294,911 | 875,227,249 | 97 | 79 | 65 | 7.09% |
| Podjetja | 392,129,694 | 414,618,681 | 422,595,538 | 427,584,633 | 102 | 106 | 113 | 3.42% |
| Zavarovalnice | 32,610,000 | 13,574,160 | 13,574,160 | 13,574,160 | 100 | 42 | 42 | 0.11% |
| TRG INVESTICIJSKIH KUPONOV | 126,556,881 | 132,978,784 | 132,154,671 | 130,054,699 | 99 | 99 | 102 | 0.62% |
| PLUS KOTACIJA | | 630,899 | 668,350 | 647,939 | 106 | | | 0.51% |
| OSNOVNA KOTACIJA | 126,556,881 | 132,347,885 | 131,486,320 | 129,406,761 | 99 | 99 | 101 | 99.49% |
| TRG DELNIC INVEST. DRUŽB | 237,624,148 | 251,347,548 | 267,366,541 | 268,421,874 | 106 | 109 | 119 | 1.26% |
| SKUPAJ | 16,460,666,580 | 19,668,084,863 | 21,250,021,013 | 20,951,661,494 | 108 | 132 | 136 | 100.00% |

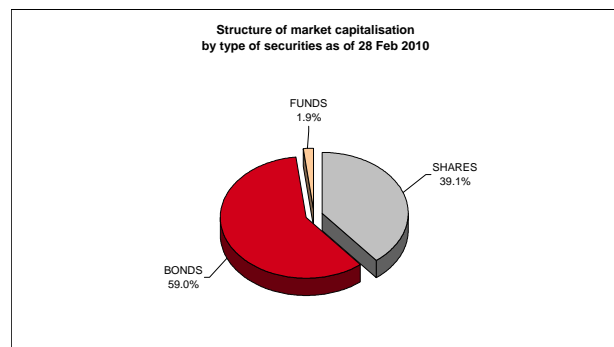
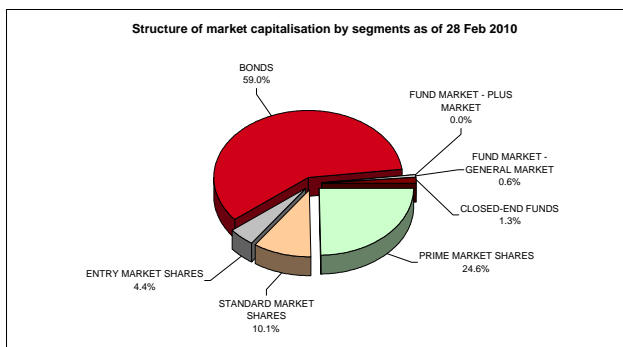
| | | | | | | | | |
|----------------|----------------|---------------|---------------|---------------|-----|----|----|---|
| SKUPAJ DELNICE | 19,740,120,309 | 8,462,218,087 | 8,505,590,715 | 8,192,186,231 | 101 | 99 | 43 | - |
|----------------|----------------|---------------|---------------|---------------|-----|----|----|---|

| | | | | | | | | |
|------------------|---------------|----------------|----------------|----------------|-----|-----|-----|---|
| SKUPAJ OBVEZNICE | 5,940,804,540 | 10,821,540,444 | 12,344,909,086 | 12,360,998,690 | 114 | 175 | 208 | - |
|------------------|---------------|----------------|----------------|----------------|-----|-----|-----|---|

| | | | | | | | | |
|-----------------------|---------------|-------------|-------------|-------------|-----|-----|----|---|
| SKUPAJ INVEST. SKLADI | 1,183,490,869 | 384,326,332 | 399,521,211 | 398,476,574 | 104 | 106 | 34 | - |
|-----------------------|---------------|-------------|-------------|-------------|-----|-----|----|---|

On 28 Feb 2010, the total market capitalisation of all shares traded, without investment funds, on the Ljubljana Stock Exchange corresponded to 23.4 % of GDP in 2009Q1-2009Q4 - EUR 34,978 million (as reported by Statistical office of the Republic of Slovenia).

1EUR=1.2644 USD as of 28 Feb 2009 | 1EUR=1.4406 USD as of 31 Dec 2009 | 1EUR=1.3966 USD as of 31 Jan 2010 | 1EUR=1.3570 USD as of 28 Feb 2010



D1) MARKET CAPITALISATION OF SHARES

MARKET CAPITALISATION OF SHARES - PRIME MARKET

| Issue | Number of shares traded | Number of issued shares | Share of traded shares | Price as of 28 Feb 2010 | Market capitalisation as of 28 Feb 2010 (in EUR) | Market capitalisation as of 28 Feb 2010 (in USD) |
|-------------------------------|-------------------------|-------------------------|------------------------|-------------------------|--|--|
| 1 KRKA | 35,426,120 | 35,426,120 | 100.00% | 64.50 EUR | 2,284,984,740 | 3,100,724,292 |
| 2 TELEKOM SLOVENIJE | 6,535,478 | 6,535,478 | 100.00% | 117.27 EUR | 766,415,505 | 1,040,025,840 |
| 3 PETROL | 2,086,301 | 2,086,301 | 100.00% | 301.19 EUR | 628,372,998 | 852,702,159 |
| 4 MERCATOR | 3,765,361 | 3,765,361 | 100.00% | 160.04 EUR | 602,608,374 | 817,739,564 |
| 5 LUKA KOPER | 14,000,000 | 14,000,000 | 100.00% | 23.80 EUR | 333,200,000 | 452,152,400 |
| 6 NOVA KREDITNA BANKA MARIBOR | 26,081,979 | 26,081,979 | 100.00% | 11.75 EUR | 306,463,253 | 415,870,635 |
| 7 GORENJE | 14,030,000 | 14,030,000 | 100.00% | 13.20 EUR | 185,196,000 | 251,310,972 |
| 8 INTEREUROPA | 7,902,413 | 7,902,413 | 100.00% | 5.60 EUR | 44,253,513 | 60,052,017 |
| TOTAL | | | | | 5,151,494,384 | 6,990,577,879 |

MARKET CAPITALISATION OF SHARES - STANDARD MARKET

| Issue | Number of shares traded | Number of issued shares | Share of traded shares | Price as of 28 Feb 2010 | Market capitalisation as of 28 Feb 2010 (in EUR) | Market capitalisation as of 28 Feb 2010 (in USD) |
|-------------------------|-------------------------|-------------------------|------------------------|-------------------------|--|--|
| COMMON SHARES | | | | | 2,107,544,146 | 2,859,937,406 |
| 1 ZAVAROVALNICA TRIGLAV | 22,735,148 | 22,735,148 | 100.00% | 23.25 EUR | 528,592,191 | 717,299,603 |
| 2 SAVA | 2,006,987 | 2,006,987 | 100.00% | 243.03 EUR | 487,758,051 | 661,887,675 |
| 3 ABANKA | 7,198,874 | 7,200,000 | 99.98% | 52.00 EUR | 374,341,448 | 507,981,345 |
| 4 PIVOVARNA LAŠKO | 8,611,481 | 8,611,481 | 100.00% | 25.32 EUR | 218,042,699 | 295,883,942 |
| 5 POZAVAROVALNICA SAVA | 9,362,519 | 9,362,519 | 100.00% | 10.47 EUR | 98,025,574 | 133,020,704 |
| 6 TERME ČATEŽ | 497,022 | 497,022 | 100.00% | 189.50 EUR | 94,185,669 | 127,809,953 |
| 7 SALUS, LJUBLJANA | 134,980 | 134,980 | 100.00% | 451.00 EUR | 60,875,980 | 82,608,705 |
| 8 AERODROM LJUBLJANA | 1,936,229 | 1,936,229 | 100.00% | 30.04 EUR | 58,164,319 | 78,928,981 |
| 9 ISTRABENZ | 5,180,000 | 5,180,000 | 100.00% | 8.50 EUR | 44,030,000 | 59,748,710 |
| 10 ISKRA AVTOELEKTRIKA | 1,608,313 | 1,608,313 | 100.00% | 25.20 EUR | 40,529,488 | 54,998,515 |
| 11 ŽITO | 355,792 | 355,792 | 100.00% | 99.90 EUR | 35,543,621 | 48,232,693 |
| 12 ETOL | 254,619 | 254,619 | 100.00% | 125.00 EUR | 31,827,375 | 43,189,748 |
| 13 DELO PRODAJA | 593,549 | 593,549 | 100.00% | 26.50 EUR | 15,729,049 | 21,344,319 |
| 14 MLINOTEST | 2,389,177 | 2,389,177 | 100.00% | 5.24 EUR | 12,519,287 | 16,988,673 |
| 15 KOMPAS MTS | 594,601 | 594,601 | 100.00% | 7.94 EUR | 4,721,132 | 6,406,576 |
| 16 NIKA | 189,876 | 189,876 | 100.00% | 14.00 EUR | 2,658,264 | 3,607,264 |
| PREFERRED SHARES | | | | | 11,080,967 | 15,036,873 |
| 1 PROBANKA | 396,315 | 400,000 | 99.08% | 27.96 EUR | 11,080,967 | 15,036,873 |
| TOTAL | | | | | 2,118,625,113 | 2,874,974,279 |

EXCHANGE RATE 1 EUR= 1.3570 USD as of 28 Feb 2010

MARKET CAPITALISATION OF SHARES - ENTRY MARKET

| Issue | Number of shares traded | Number of issued shares | Share of traded shares | Price as of 28 Feb 2010 | Market capitalisation as of 28 Feb 2010 (in EUR) | Market capitalisation as of 28 Feb 2010 (in USD) |
|--------------------------------|-------------------------|-------------------------|------------------------|-------------------------|--|--|
| COMMON SHARES | | | | | 911,265,534 | 1,236,587,330 |
| 1 KD GROUP | 2,675,640 | 2,675,640 | 100.00% | 46.11 EUR | 123,373,760 | 167,418,193 |
| 2 NFD HOLDING | 33,727,196 | 33,727,196 | 100.00% | 3.39 EUR | 114,335,194 | 155,152,859 |
| 3 HELIOS, DOMŽALE | 278,446 | 278,446 | 100.00% | 360.00 EUR | 100,240,560 | 136,026,440 |
| 4 KD | 186,436 | 186,436 | 100.00% | 500.00 EUR | 93,218,000 | 126,496,826 |
| 5 AKTIVA NALOŽBE | 18,214,875 | 18,214,875 | 100.00% | 4.44 EUR | 80,874,045 | 109,746,079 |
| 6 CINKARNA CELJE | 814,626 | 814,626 | 100.00% | 49.40 EUR | 40,242,524 | 54,609,106 |
| 7 MAKSIMA INVEST | 9,706,289 | 9,706,289 | 100.00% | 3.20 EUR | 31,060,125 | 42,148,589 |
| 8 JUTEKS | 641,432 | 641,432 | 100.00% | 45.00 EUR | 28,864,440 | 39,169,045 |
| 9 NAMA | 953,795 | 953,795 | 100.00% | 28.00 EUR | 26,706,260 | 36,240,395 |
| 10 FINETOL | 254,619 | 254,619 | 100.00% | 80.00 EUR | 20,369,520 | 27,641,439 |
| 11 MARINA PORTOROŽ | 313,932 | 313,932 | 100.00% | 60.00 EUR | 18,835,920 | 25,560,343 |
| 12 MODRA LINIJA HOLDING | 2,192,411 | 2,192,411 | 100.00% | 7.70 EUR | 16,881,565 | 22,908,283 |
| 13 GRAND HOTEL UNION | 1,814,613 | 1,814,613 | 100.00% | 8.50 EUR | 15,424,211 | 20,930,654 |
| 14 MERCATA | 2,891,874 | 2,891,874 | 100.00% | 5.00 EUR | 14,459,370 | 19,621,365 |
| 15 GORENJSKI TISK | 963,349 | 963,349 | 100.00% | 15.00 EUR | 14,450,235 | 19,608,969 |
| 16 ZVON ENA HOLDING | 12,431,743 | 12,431,743 | 100.00% | 1.05 EUR | 13,053,330 | 17,713,369 |
| 17 MEDVEŠEK PUŠNIK DZU | 75,000 | 75,000 | 100.00% | 153.90 EUR | 11,542,500 | 15,663,173 |
| 18 VIPA HOLDING | 7,347,565 | 7,347,565 | 100.00% | 1.41 EUR | 10,360,067 | 14,058,610 |
| 19 PLAMA - PUR | 686,798 | 686,798 | 100.00% | 14.50 EUR | 9,958,571 | 13,513,781 |
| 20 HRAM HOLDING | 4,346,667 | 4,346,667 | 100.00% | 2.250 EUR | 9,780,001 | 13,271,461 |
| 21 MEDVEŠEK PUŠNIK | 800,000 | 800,000 | 100.00% | 12.00 EUR | 9,600,000 | 13,027,200 |
| 22 GEA | 1,254,960 | 1,254,960 | 100.00% | 7.50 EUR | 9,412,200 | 12,772,355 |
| 23 ZLATA MONETA II | 8,232,861 | 8,232,861 | 100.00% | 1.00 EUR | 8,232,861 | 11,171,992 |
| 24 M1 | 3,932,515 | 3,932,515 | 100.00% | 1.81 EUR | 7,117,852 | 9,658,925 |
| 25 ALPETOUR POTOVALNA AGENCIJA | 497,847 | 497,847 | 100.00% | 13.50 EUR | 6,720,935 | 9,120,308 |
| 26 TRDNJAVA HOLDING | 2,593,123 | 2,593,123 | 100.00% | 2.35 EUR | 6,093,839 | 8,269,340 |
| 27 MELAMIN | 349,913 | 349,913 | 100.00% | 16.79 EUR | 5,875,039 | 7,972,428 |
| 28 DATALAB TEHNOLOGIJE | 106,519 | 106,519 | 100.00% | 55.00 EUR | 5,858,545 | 7,950,046 |
| 29 CETIS | 200,000 | 200,000 | 100.00% | 27.71 EUR | 5,542,000 | 7,520,494 |
| 30 TRIGLAV NALOŽBE | 13,182,366 | 13,182,366 | 100.00% | 0.40 EUR | 5,272,946 | 7,155,388 |
| 31 SLOVENIJALES | 273,377 | 273,377 | 100.00% | 16.50 EUR | 4,510,721 | 6,121,048 |
| 32 GORIŠKE OPEKARNE | 523,634 | 523,634 | 100.00% | 8.00 EUR | 4,189,072 | 5,684,571 |
| 33 TERME DOBRNA | 692,542 | 692,542 | 100.00% | 6.000 EUR | 4,155,252 | 5,638,677 |
| 34 ZVON DVA HOLDING | 14,120,934 | 14,120,934 | 100.00% | 0.28 EUR | 3,982,103 | 5,403,714 |
| 35 ALPOS | 144,913 | 144,913 | 100.00% | 27.00 EUR | 3,912,651 | 5,309,467 |
| 36 TRDNJAVA I HOLDING | 891,750 | 891,750 | 100.00% | 4.00 EUR | 3,567,000 | 4,840,419 |
| 37 KS NALOŽBE | 3,909,878 | 3,909,878 | 100.00% | 0.80 EUR | 3,127,902 | 4,244,564 |
| 38 SIVENT | 1,229,712 | 1,229,712 | 100.00% | 2.50 EUR | 3,074,280 | 4,171,798 |
| 39 INTERTRADE ITA | 69,531 | 69,531 | 100.00% | 40.49 EUR | 2,815,310 | 3,820,376 |
| 40 VELANA | 1,409,645 | 1,409,645 | 100.00% | 1.97 EUR | 2,777,001 | 3,768,390 |
| 41 JAVOR PIVKA | 1,134,022 | 1,134,022 | 100.00% | 2.25 EUR | 2,551,550 | 3,462,453 |
| 42 KOŠAKI TMI | 43,236 | 43,236 | 100.00% | 58.00 EUR | 2,507,688 | 3,402,933 |
| 43 ELMO | 708,000 | 708,000 | 100.00% | 3.50 EUR | 2,478,000 | 3,362,646 |
| 44 TEKSTINA | 1,127,293 | 1,127,293 | 100.00% | 1.40 EUR | 1,578,210 | 2,141,631 |
| 45 INLES | 712,410 | 712,410 | 100.00% | 2.20 EUR | 1,567,302 | 2,126,829 |
| 46 ZDRAVILIŠČE ROGAŠKA | 901,581 | 961,898 | 93.73% | 0.400 EUR | 360,632 | 489,378 |
| 47 JELEN GOSTINSKO PODJETJE | 67,798 | 67,798 | 100.00% | 3.340 EUR | 226,445 | 307,286 |
| 48 MAKSIMA HOLDING | 6,399,850 | 6,399,850 | 100.00% | 0.010 EUR | 63,999 | 86,846 |
| 49 D NALOŽBE | 90,810 | 90,810 | 100.00% | 0.580 EUR | 52,670 | 71,473 |
| 50 CENTER NALOŽBE | 3,777,004 | 3,777,004 | 100.00% | 0.00 EUR | 11,331 | 15,376 |
| PREFERRED SHARES | | | | | 10,801,200 | 14,657,228 |
| 1 PRVA GROUP | 170,000 | 170,000 | 100.00% | 35.00 EUR | 5,950,000 | 8,074,150 |
| 2 KD GROUP | 266,413 | 266,413 | 100.00% | 18.03 EUR | 4,803,426 | 6,518,250 |
| 3 ZDRAVILIŠČE ROGAŠKA | 28,102 | 30,000 | 93.67% | 1.70 EUR | 47,773 | 64,829 |
| TOTAL | | | | | 922,066,734 | 1,251,244,558 |

EXCHANGE RATE 1 EUR= 1.3570 USD as of 28 Feb 2010

D2) MARKET CAPITALISATION OF BONDS

| Issue | Number of issued bonds | Price as of 28 Feb 2010 | Principal amt. as of 31 Jan 2010 | Currency of denomination | Market capitalisation as of 28 Feb 2010 (in EUR) | Market capitalisation as of 28 Feb 2010 (in USD) | |
|-------|---|-------------------------|----------------------------------|--------------------------|--|--|-----------------------|
| 1 | REPUBLIKA SLOVENIJA 65 th ISSUE | 1,500,000 | 107.10 | 1,000.00 | EUR | 1,606,500,000 | 2,180,020,500 |
| 2 | REPUBLIKA SLOVENIJA 66 th ISSUE | 1,500,000 | 101.17 | 1,000.00 | EUR | 1,517,550,000 | 2,059,315,350 |
| 3 | REPUBLIKA SLOVENIJA 67 th ISSUE | 1,500,000 | | 1,000.00 | EUR | 1,500,000,000 | 2,035,500,000 |
| 4 | REPUBLIKA SLOVENIJA 53 th ISSUE | 25,553,128 | 103.00 | 41.73 | EUR | 1,098,321,992 | 1,490,422,944 |
| 5 | REPUBLIKA SLOVENIJA 63 rd ISSUE | 1,000,000 | 104.21 | 1,000.00 | EUR | 1,042,100,000 | 1,414,129,700 |
| 6 | REPUBLIKA SLOVENIJA 64 th ISSUE | 1,000,000 | | 1,000.00 | EUR | 1,000,000,000 | 1,357,000,000 |
| 7 | SLOVENSKA ODŠKODNINSKA DRUŽBA 2 nd ISSUE | 16,072,041 | 105.20 | 37.63 | EUR | 636,240,030 | 863,377,720 |
| 8 | SID BANKA 1 st ISSUE | 5,000 | 100.00 | 100,000.00 | EUR | 500,000,000 | 678,500,000 |
| 9 | REPUBLIKA SLOVENIJA 62 nd ISSUE | 9,358,736 | 95.99 | 41.73 | EUR | 374,879,397 | 508,711,342 |
| 10 | REPUBLIKA SLOVENIJA 60 th ISSUE | 8,833,535 | 100.00 | 41.73 | EUR | 368,623,416 | 500,221,975 |
| 11 | REPUBLIKA SLOVENIJA 61 st ISSUE | 7,880,699 | 100.00 | 41.73 | EUR | 328,861,569 | 446,265,149 |
| 12 | REPUBLIKA SLOVENIJA 57 th ISSUE | 6,223,274 | 106.79 | 41.73 | EUR | 277,330,666 | 376,337,713 |
| 13 | REPUBLIKA SLOVENIJA 33 rd ISSUE | 248,716 | 140.00 | 511.29 | EUR | 178,032,405 | 241,589,974 |
| 14 | REPUBLIKA SLOVENIJA 53 rd ISSUE | 792,909 | 100.01 | 100.00 | EUR | 79,298,829 | 107,608,511 |
| 15 | REPUBLIKA SLOVENIJA 54 th ISSUE | 1,828,310 | 102.73 | 41.73 | EUR | 78,378,240 | 106,359,272 |
| 16 | REPUBLIKA SLOVENIJA 38 th ISSUE | 688,470 | 105.00 | 100.00 | EUR | 72,289,350 | 98,096,648 |
| 17 | NLB 18 th ISSUE | 150,000 | 100.00 | 417.29 | EUR | 62,593,500 | 84,939,380 |
| 18 | DARS 2 nd ISSUE | 148,000 | | 417.29 | EUR | 61,758,920 | 83,806,854 |
| 19 | DARS | 134,300 | 103.00 | 417.29 | EUR | 57,723,308 | 78,330,530 |
| 20 | REPUBLIKA SLOVENIJA 29 th ISSUE | 550,000 | 103.01 | 100.00 | EUR | 56,655,500 | 76,881,514 |
| 21 | REPUBLIKA SLOVENIJA 48 th ISSUE | 564,652 | 100.00 | 100.00 | EUR | 56,465,200 | 76,623,276 |
| 22 | NLB 15 th ISSUE | 131,126 | 102.76 | 417.29 | EUR | 56,227,773 | 76,301,089 |
| 23 | NLB 23 rd ISSUE | 54,200 | | 1,000.00 | EUR | 54,200,000 | 73,549,400 |
| 24 | PETROL 1 st ISSUE | 50,000 | 108.00 | 1,000.00 | EUR | 54,000,000 | 73,278,000 |
| 25 | NLB 13 th ISSUE | 117,335 | 107.00 | 417.29 | EUR | 52,390,113 | 71,093,383 |
| 26 | REPUBLIKA SLOVENIJA 26 th ISSUE | 499,765 | 100.20 | 100.00 | EUR | 50,076,453 | 67,953,747 |
| 27 | BANKA CELJE 11 th ISSUE | 50,000 | 99.40 | 1,000.00 | EUR | 49,700,000 | 67,442,900 |
| 28 | REPUBLIKA SLOVENIJA 50 th ISSUE | 485,270 | 100.00 | 100.00 | EUR | 48,527,000 | 65,851,139 |
| 29 | REPUBLIKA SLOVENIJA 18 th ISSUE | 450,166 | 100.01 | 100.00 | EUR | 45,021,102 | 61,093,635 |
| 30 | DARS 3 rd ISSUE | 102,000 | 102.00 | 417.29 | EUR | 43,414,852 | 58,913,954 |
| 31 | NLB 17 th ISSUE | 101,694 | 99.90 | 417.29 | EUR | 42,393,453 | 57,527,916 |
| 32 | REPUBLIKA SLOVENIJA 23 rd ISSUE | 400,000 | 102.00 | 100.00 | EUR | 40,800,000 | 55,365,600 |
| 33 | BANKA CELJE 10 th ISSUE | 370,000 | 106.60 | 100.00 | EUR | 39,442,000 | 53,522,794 |
| 34 | KD HOLDING 2 nd ISSUE | 400,000 | 97.20 | 100.00 | EUR | 38,880,000 | 52,760,160 |
| 35 | KD HOLDING 1 st ISSUE | 400,000 | 97.00 | 100.00 | EUR | 38,800,000 | 52,651,600 |
| 36 | NLB 19 th ISSUE | 100,000 | 91.70 | 417.29 | EUR | 38,265,493 | 51,926,274 |
| 37 | POSLOVNI SISTEM MERCATOR | 365,400 | 100.85 | 100.00 | EUR | 36,850,590 | 50,006,251 |
| 38 | DELO PRODAJA 1 st ISSUE | 4,662,470 | 70.00 | 10.00 | EUR | 32,637,290 | 44,288,803 |
| 39 | REPUBLIKA SLOVENIJA 49 th ISSUE | 77,979 | 103.00 | 380.00 | EUR | 30,520,981 | 41,416,971 |
| 40 | PROBANKA 10 th ISSUE | 30,000 | 100.93 | 1,000.00 | EUR | 30,279,000 | 41,088,603 |
| 41 | NLB 22 nd ISSUE | 298,940 | 100.00 | 100.00 | EUR | 29,894,000 | 40,566,158 |
| 42 | NOVA KBM 7 th ISSUE | 70,000 | 98.22 | 417.29 | EUR | 28,690,357 | 38,932,814 |
| 43 | REPUBLIKA SLOVENIJA 21 st ISSUE | 1,400,540 | 95.46 | 20.86 | EUR | 27,888,891 | 37,845,226 |
| 44 | FACTOR BANKA 17 th ISSUE | 25,000 | | 1,000.00 | EUR | 25,000,000 | 33,925,000 |
| 45 | REPUBLIKA SLOVENIJA 32 nd ISSUE | 238,655 | 100.12 | 100.00 | EUR | 23,894,139 | 32,424,346 |
| 46 | NLB 20 th ISSUE | 57,100 | | 417.29 | EUR | 23,827,259 | 32,333,590 |
| 47 | ABANKA VIPA 10 th ISSUE | 21,000 | 100.00 | 1,000.00 | EUR | 21,000,000 | 28,497,000 |
| 48 | ABANKA VIPA 12 th ISSUE | 500,000 | 100.00 | 41.73 | EUR | 20,865,000 | 28,313,805 |
| 49 | BANKA CELJE 9 th ISSUE | 50,000 | 100.00 | 417.29 | EUR | 20,864,500 | 28,313,127 |
| 50 | ABANKA VIPA 11 th ISSUE | 500,000 | 99.70 | 41.73 | EUR | 20,802,405 | 28,228,864 |
| 51 | CIMOS 1 st ISSUE | 200,000 | 102.90 | 100.00 | EUR | 20,580,000 | 27,927,060 |
| 52 | PROBANKA 9 th ZDAJA | 250,000 | 80.00 | 100.00 | EUR | 20,000,000 | 27,140,000 |
| 53 | ABANKA VIPA 7 th ISSUE | 173,000 | 100.50 | 100.00 | EUR | 17,386,500 | 23,593,481 |
| 54 | POŠTNA BANKA SLOVENIJE 7 th ISSUE | 40,000 | 98.30 | 417.29 | EUR | 16,407,843 | 22,265,443 |
| 55 | POTEZA SKUPINA 1 st ISSUE | 15,415 | 99.99 | 1,000.00 | EUR | 15,413,459 | 20,916,063 |
| 56 | PROBANKA 11 th ISSUE | 15,000 | 100.00 | 1,000.00 | EUR | 15,000,000 | 20,355,000 |
| 57 | ZAVAROVALNICA TRIGLAV 1 st ISSUE | 13,308 | 102.00 | 1,000.00 | EUR | 13,574,160 | 18,420,135 |
| 58 | FACTOR BANKA 11 th ISSUE | 13,000 | 103.70 | 1,000.00 | EUR | 13,481,000 | 18,293,717 |
| 59 | BANKA CELJE 8 th ISSUE | 125,000 | 100.90 | 100.00 | EUR | 12,612,500 | 17,115,163 |
| 60 | BANKA DOMŽALE 1 st ISSUE | 125,000 | 100.00 | 100.00 | EUR | 12,500,000 | 16,962,500 |
| 61 | BANKA CELJE 12 th ISSUE | 12,147 | 102.00 | 1,000.00 | EUR | 12,389,940 | 16,813,149 |
| 62 | FACTOR BANKA 20 th ISSUE | 13,090 | 92.50 | 1,000.00 | EUR | 12,108,250 | 16,430,895 |
| 63 | PROBANKA 7 th ISSUE | 120,000 | 100.00 | 100.00 | EUR | 12,000,000 | 16,284,000 |
| 64 | FACTOR BANKA 14 th ISSUE | 1,216 | 98.00 | 10,000.00 | EUR | 11,916,800 | 16,171,098 |
| 65 | FACTOR BANKA 19 th ISSUE | 12,155 | 97.00 | 1,000.00 | EUR | 11,790,350 | 15,999,505 |
| 66 | FACTOR BANKA 12 th ISSUE | 2,500,000 | 99.25 | 4.17 | EUR | 10,346,813 | 14,040,625 |
| 67 | ABANKA VIPA 8 th ISSUE | 100,000 | 101.80 | 100.00 | EUR | 10,180,000 | 13,814,260 |
| 68 | ABANKA VIPA 9 th ISSUE | 100,000 | 100.50 | 100.00 | EUR | 10,050,000 | 13,637,850 |
| 69 | BANKA CELJE 7 th ISSUE | 100,000 | 100.20 | 100.00 | EUR | 10,020,000 | 13,597,140 |
| 70 | PROBANKA 8 th ISSUE | 92,000 | 100.00 | 100.00 | EUR | 9,200,000 | 12,484,400 |
| 71 | FACTOR BANKA 15 th ISSUE | 9,000 | 100.00 | 1,000.00 | EUR | 9,000,000 | 12,213,000 |
| 72 | KB1909 2 nd ISSUE | 205 | | 41,666.67 | EUR | 8,541,667 | 11,591,043 |
| 73 | FACTOR BANKA 21 st ISSUE | 7,338 | 92.00 | 1,000.00 | EUR | 6,750,960 | 9,161,053 |
| 74 | DROGA KOLINSKA 1 st ISSUE | 6,498 | | 1,000.00 | EUR | 6,498,000 | 8,817,786 |
| 75 | FACTOR BANKA 22 nd ISSUE | 5,754 | | 1,000.00 | EUR | 5,754,000 | 7,808,178 |
| 76 | FACTOR BANKA 9 th ISSUE | 5,927 | 87.50 | 1,000.00 | EUR | 5,186,125 | 7,037,572 |
| 77 | FACTOR BANKA 16 th ISSUE | 500 | 102.00 | 10,000.00 | EUR | 5,100,000 | 6,920,700 |
| 78 | BANKA ZASAVJE 3 rd ISSUE | 5,000 | 100.53 | 1,000.00 | EUR | 5,026,500 | 6,820,961 |
| 79 | REPUBLIKA SLOVENIJA 44 th ISSUE | 106,483 | 106.20 | 41.73 | EUR | 4,719,035 | 6,403,730 |
| 80 | DEOS 1 st ISSUE | 58,259 | 100.02 | 75.46 | EUR | 4,397,103 | 5,966,869 |
| 81 | POŠTNA BANKA SLOVENIJE 6 th ISSUE | 10,000 | 104.00 | 417.29 | EUR | 4,339,816 | 5,889,130 |
| 82 | KB1909 1 st ISSUE | 10,000 | 102.50 | 400.00 | EUR | 4,100,000 | 5,563,700 |
| 83 | POTEZA NALOŽBE | 100,000 | 100.60 | 39.66 | EUR | 3,989,444 | 5,413,675 |
| 84 | STANOVANJSKI SKLAD RS 3 rd ISSUE | 20,000 | 101.80 | 62.96 | EUR | 1,284,417 | 1,742,954 |
| 85 | STANOVANJSKI SKLAD RS 1 st ISSUE | 70,965 | 101.40 | 4.92 | EUR | 354,036 | 480,427 |
| 86 | BANKA VIPA 7 th ISSUE | 10,000 | 98.00 | 25.00 | EUR | 245,000 | 332,465 |
| | TOTAL | | | | | 12,360,998,690 | 16,773,875,222 |

EXCHANGE RATE 1 EUR= 1.3570 USD as of 28 Feb 2010

D3) MARKET CAPITALISATION OF INVESTMENT FUNDS

MARKET CAPITALISATION OF OPEN-END FUNDS - PLUS MARKET

| Mutual fund / ETF | | Number of coupons traded | Price as of 28 Feb 2010 | Market capitalisation as of 28 Feb 2010 (in EUR) | Market capitalisation as of 28 Feb 2010 (in USD) |
|-------------------|--|--------------------------|-------------------------|--|--|
| 1 | INDEKSNI VZAJEMNI SKLAD PB URANIUM INDEX | 582,817 | 0.670 EUR | 388,156 | 526,728 |
| 2 | INDEKSNI VZAJEMNI SKLAD PB BIOTECH INDEX | 247,412 | 1.05 EUR | 259,783 | 352,525 |
| TOTAL | | | | 647,939 | 879,253 |

MARKET CAPITALISATION OF OPEN-END FUNDS - GENERAL MARKET

| Mutual fund / ETF | | Number of coupons traded | Price as of 28 Feb 2010 | Market capitalisation as of 28 Feb 2010 (in EUR) | Market capitalisation as of 28 Feb 2010 (in USD) |
|-------------------|-----------------------------------|--------------------------|-------------------------|--|--|
| 1 | INFOND GLOBAL | 5,887,028 | 9.64 EUR | 56,750,950 | 77,011,039 |
| 2 | PROBANKA GLOBALNI NALOŽBENI SKLAD | 57,511,626 | 0.680 EUR | 39,107,906 | 53,069,428 |
| 3 | INFOND DYNAMIC | 4,796,492 | 4.47 EUR | 21,440,319 | 29,094,513 |
| 4 | MP-BALKAN.SI | 328,054 | 23.31 EUR | 7,646,939 | 10,376,896 |
| 5 | MP-EUROSTOCK.SI | 989,057 | 4.51 EUR | 4,460,647 | 6,053,098 |
| TOTAL | | | | 129,406,761 | 175,604,974 |

MARKET CAPITALISATION OF CLOSE-END FUNDS

| Investment company | | Number of shares traded | Price as of 28 Feb 2010 | Market capitalisation as of 28 Feb 2010 (in EUR) | Market capitalisation as of 28 Feb 2010 (in USD) |
|--------------------|------------------------------------|-------------------------|-------------------------|--|--|
| 1 | NFD 1 DELNIŠKI INVESTICIJSKI SKLAD | 160,580,300 | 0.930 EUR | 148,697,358 | 201,782,315 |
| 2 | KRONA SENIOR | 6,895,504 | 7.65 EUR | 52,750,606 | 71,582,572 |
| 3 | KD ID | 9,181,542 | 5.62 EUR | 51,600,266 | 70,021,561 |
| 4 | ZVON ENA ID | 2,277,577 | 6.75 EUR | 15,373,645 | 20,862,036 |
| TOTAL | | | | 268,421,874 | 364,248,483 |

| | | |
|----------------------|--------|------------------------------|
| EXCHANGE RATE | 1 EUR= | 1.3570 USD as of 28 Feb 2010 |
|----------------------|--------|------------------------------|

E) OTHER

E1) INDICATORS AS OF 31 FEBRUARY 2010

| ISSUE | Price as of 28 Feb 2010 | Total net profit (loss) in 000 EUR in 2008 or 2009 | Earning per share as of 31 Dec 2008 or 31 Dec 2009 | P / E (1) | Dividend for 2008 | Dividend yield | Book value as of 31 Dec 2008 or 31 Dec 2009 | P / B (1) | Turnover ratio (2) |
|------------------------------------|-------------------------|--|--|--------------|-------------------|----------------|---|-------------|--------------------|
| Gorenje | 13.20 EUR | 8,872 EUR | 0.66 EUR | 19.90 | | | 27.19 EUR | 0.49 | 14.77% |
| Intereuropa | 5.60 EUR | 3,259 EUR | 0.41 EUR | 13.58 | | | 20.25 EUR | 0.28 | 21.67% |
| Krka | 64.50 EUR | 155,955 EUR | 4.61 EUR | 13.98 | 1.05 EUR | 1.63% | 22.54 EUR | 2.86 | 18.32% |
| Luka Koper (4) | 23.80 EUR | 16,921 EUR | 1.21 EUR | 19.69 | | | 21.97 EUR | 1.08 | 6.96% |
| Mercator | 160.04 EUR | 40,846 EUR | 10.99 EUR | 14.56 | 4.50 EUR | 2.81% | 217.26 EUR | 0.74 | 54.52% |
| Nova KBM | 11.75 EUR | 13,614 EUR | 0.55 EUR | 21.29 | 0.20 EUR | 1.70% | 13.75 EUR | 0.85 | 11.03% |
| Petrol | 301.19 EUR | (54,802 EUR) | (26.58 EUR) | (3) | 5.90 EUR | 1.96% | 175.11 EUR | 1.72 | 8.27% |
| Telekom Slovenije | 117.27 EUR | 85,818 EUR | 13.19 EUR | 8.89 | 6.00 EUR | 5.12% | 163.21 EUR | 0.72 | 7.11% |
| PRIME MARKET AVERAGE (6) | | | | 19.05 | | 2.15% | | 1.22 | |
| Abanka Vipava | 52.00 EUR | 20,406 EUR | 3.22 EUR | 16.15 | 1.01 EUR | 1.94% | 46.80 EUR | 1.11 | 0.94% |
| Aerodrom (4) | 30.04 EUR | 11,787 EUR | 3.10 EUR | 9.68 | 0.43 EUR | 1.43% | 30.58 EUR | 0.98 | 19.59% |
| Delo Prodaja (5) | 26.50 EUR | 6,643 EUR | 11.85 EUR | 2.24 | 0.70 EUR | 2.64% | 41.40 EUR | 0.64 | 2.34% |
| Etol | 125.00 EUR | 1,013 EUR | 3.98 EUR | 31.42 | 2.00 EUR | 1.60% | 121.11 EUR | 1.03 | 3.95% |
| Iskra Avtoelektrika | 25.20 EUR | 4,196 EUR | 2.62 EUR | 9.61 | | | 29.51 EUR | 0.85 | 1.60% |
| Istrabenz | 8.50 EUR | (226,433 EUR) | (43.72 EUR) | (3) | | | 10.90 EUR | 0.78 | 28.26% |
| Kompas MTS | 7.94 EUR | 308 EUR | 0.52 EUR | 15.31 | | | 76.77 EUR | 0.10 | 0.53% |
| Mlinotest | 5.24 EUR | 705 EUR | 0.30 EUR | 17.72 | | | 10.37 EUR | 0.51 | 0.20% |
| Nika (5) | 14.00 EUR | (402 EUR) | (2.12 EUR) | (3) | | | 14.55 EUR | 0.96 | 0.02% |
| Pivovarna Laško | 25.32 EUR | 3,640 EUR | 0.42 EUR | 60.83 | | | 31.90 EUR | 0.79 | 96.20% |
| Pozavarovalnica Sava | 10.47 EUR | (8,903 EUR) | (1.13 EUR) | (3) | | | 21.25 EUR | 0.49 | 8.72% |
| Salus (5) | 451.00 EUR | 6,833 EUR | 53.85 EUR | 8.37 | 40.00 EUR | 8.87% | 415.87 EUR | 1.08 | 4.47% |
| Sava | 243.03 EUR | 2,346 EUR | 1.17 EUR | 207.57 | 3.10 EUR | 1.28% | 239.55 EUR | 1.01 | 5.33% |
| Terme Čatež | 189.50 EUR | 3,354 EUR | 6.79 EUR | 27.89 | 5.00 EUR | 2.64% | 184.23 EUR | 1.03 | 0.45% |
| Zavarovalnica Triglav (7) | 23.25 EUR | 2,952 EUR | 0.17 EUR | 134.22 | 0.10 EUR | 0.43% | 28.12 EUR | 0.83 | 6.80% |
| Žito | 99.90 EUR | (445 EUR) | (1.26 EUR) | (3) | 3.05 EUR | 3.05% | 188.13 EUR | 0.53 | 9.18% |
| STANDARD MARKET AVERAGE (6) | | | | 38.92 | | 1.25% | | 0.94 | |

Calculated on the basis of last audited consolidated financial statements. Average number of shares traded in last 2 years has been used for the calculations.

(1) P / E = price / earnings per share.

(2) Yearly turnover / average market capitalisation (based on data at the end of current month, before 6 months and before 12 months).

(3) Not applicable.

(4) By Aerodrom Ljubljana P / E is calculated on all shares.

(5) Calculated on the basis of audit consolidated financial statements based on Slovene accounting standards.

(6) Average ratios (illiquid companies excluded):

Average P/E = total market capitalisation of common shares listed (31 Jan 2010) / total net profit of companies listed on prime market or official market (in 2008), adjusted with share of listed securities.

Average div. yield = total dividends, paid by the companies listed in 2008, adjusted with share of listed securities / total market capitalisation of common shares on prime market or official market (31 Jan 2010).

Average price / book value = total market capitalisation of common shares listed (31 Jan 2010) / total equity of companies listed on prime market or official market (31 Dec 2008), adjusted with share of listed securities.

(7) Values adjusted according to the share split ratio (1:4).

E2) RECORD VALUES

RECORD DAILY TURNOVER IN 2010

9 Feb 2010

| | Turnover (in EUR) | Number of bargains | Volume in pieces |
|---------------------------------------|-------------------|--------------------|------------------|
| Order book trades | 1,029,416 | 477 | 92,799 |
| Cross trades (excluding block trades) | 152,970 | 60 | 7,522 |
| Block trades | 3,623,328 | 3 | 287,507 |
| Total | 4,805,714 | 540 | 387,828 |

MAX AND MIN VALUE OF TURNOVER AND INDICES

| | In 2010 | | 1990-2009 | |
|---|-----------------|--------------------|------------|-------------|
| Monthly turnover - block trades excluded (in 000 EUR) | 40,254 | February | 327,358.75 | August 2009 |
| Daily turnover - block trades excluded (in 000 EUR) | 4,806 | 9 Feb 2010 | 158,863.33 | 5 Aug 2009 |
| Number of bargains per day - block trades excluded | 686 | 23 Feb 2010 | 6,391 | 27 Dec 2002 |
| Value of block trade (in 000 EUR) | 3,376 | 1 Feb 2010 | 75,012.95 | 23 Nov 2005 |
| Max value of SBI TOP index | 1,020.62 | 5 Jan 2010 | 2,674.69 | 31 Aug 2007 |
| Min value of SBI TOP index | 960.01 | 26 Feb 2010 | 534.14 | 8 Jul 2003 |
| Max value of SBI 20 index | 4,201.97 | 6 Jan 2010 | 12,242.01 | 31 Aug 2007 |
| Min value of SBI 20 index | 3,953.14 | 26 Feb 2010 | 891.93 | 10 Sep 1996 |
| Other | | | | |
| Market capitalisation of shares in EURm | 8,506 | 31 Jan 2010 | 19,806 | 31 Aug 2007 |
| End of month share in market cap of foreign investors | 7.27% | 28 Feb 2010 | 19.68% | 31 Dec 2002 |

E3) NEW LISTED AND DELISTED SECURITIES AND CHANGES IN 2010

NEW LISTED SECURITIES

BOND MARKET

| Issuer | Trading code | Nominal value of issue | Issue | Listing date | First trading day |
|------------------------|--------------|------------------------|------------------------|--------------|-------------------|
| KB1909 Finančna družba | KBG2 | 10,250,000 EUR | 2 nd issue | 19 Jan 2010 | 21 Jan 2010 |
| REPUBLIKA SLOVENIJA | RS67 | 1,500,000,000 EUR | 67 th issue | 26 Jan 2010 | 27 Jan 2010 |

REDUCED LISTING OF SECURITIES

SHARES - ENTRY MARKET

| Izdajatelj | Trading code | Type of shares | Number of shares before reduction | Number of shares after reduction | Reduction date |
|-------------|--------------|----------------|-----------------------------------|----------------------------------|----------------|
| JAVOR PIVKA | JPIG | common | 1,194,700 | 1,134,022 | 13 Jan 2010 |

EXPIRED BONDS

| Issuer | Trading code | Issue | Last trading day |
|----------|--------------|-----------------------|------------------|
| NOVA KBM | KBM8 | 8 th issue | 1 Feb 2010 |

F) LIST OF SECURITIES

F1) EQUITY MARKET

PRIME MARKET

| Issuer | Trading code | First trading day | Nominal value of issue listed | Number of shares traded | Isin code | Sector |
|------------------------------------|--------------|---------------------------------------|-------------------------------|-------------------------|----------------|------------------------------------|
| 1 GORENJE, VELENJE | GRVG | 10 Nov 2000 (2 June 1998 free market) | no par value | 14,030,000 | SI 003110407 6 | household appliances |
| 2 INTEREUROPA, KOPER | IEKG | 12 Jan 1998 | no par value | 7,902,413 | SI 003110009 0 | retail trade |
| 3 LUKA KOPER | LKPG | 20 Nov 1996 | no par value | 14,000,000 | SI 003110134 6 | transport |
| 4 KRKA TOVARNA ZDRAVIL, NOVO MESTO | KRKG | 4 Nov 1997 | no par value | 35,426,120 | SI 003110212 0 | pharmaceutical & chemical industry |
| 5 MERCATOR, LJUBLJANA | MELR | 22 Dec 1997 | no par value | 3,765,361 | SI 003110008 2 | commerce industry, agriculture |
| 6 NOVA KBM | KBMR | 10 Dec 2007 | no par value | 26,081,979 | SI 002110405 2 | banking |
| 7 PETROL, LJUBLJANA | PETG | 5 May 1997 | no par value | 2,086,301 | SI 003110215 3 | crude-oil and gas trade |
| 8 TELEKOM SLOVENIJE | TLSG | 2 Oct 2006 | no par value | 6,535,478 | SI 0031104290 | telecommunication |

STANDARD MARKET - COMMON SHARES

| Issuer | Trading code | First trading day | Nominal value of issue listed | Number of shares traded | Isin code | Sector |
|--------------------------|--------------|-------------------|-------------------------------|-------------------------|----------------|---|
| 1 ABANKA VIPA | ABKN | 27 Oct 2008 | no par value | 7,198,874 | SI 002110860 8 | banking |
| 2 AERODROM, LJUBLJANA | AELG | 8 Oct 1997 | no par value | 1,936,229 | SI 003110327 6 | airport services |
| 3 DELO PRODAJA | DPRG | 12 Feb 2001 | no par value | 593,549 | SI 003110707 9 | trade |
| 4 ETOL, CELJE | ETOG | 21 Feb 1997 | no par value | 254,619 | SI 003110133 8 | essential oils and fragrances production |
| 5 ISKRA AVTOELEKTRIKA | IALG | 16 Oct 2006 | no par value | 1,608,313 | SI 003110704 6 | production of electrical equipment for machinery and vehicles |
| 6 ISTRABENZ, KOPER | ITBG | 16 June 1997 | no par value | 5,180,000 | SI 003110207 0 | holding companies management |
| 7 KOMPAS MTS | MTSG | 8 Dec 2000 | no par value | 594,601 | SI 003110370 6 | catering service, border-crossing and tourist services |
| 8 MLINOTEST, AJDOVŠČINA | MAJG | 3 Apr 2000 | no par value | 2,389,177 | SI 003110820 0 | food processing industry |
| 9 NIKA, BREŽICE | NIKN | 23 June 1992 | no par value | 189,876 | SI 003110079 3 | financial consultancy and services |
| 10 PIVOVARNA LASKO | PILR | 1 Feb 2000 | no par value | 8,611,481 | SI 003110741 8 | brewery |
| 11 POZAVAROVALNICA SAVA | POSR | 12 Jun 2008 | no par value | 9,362,519 | SI 002111051 3 | reinsurance |
| 12 SALUS, LJUBLJANA | SALR | 16 Jan 1992 | no par value | 134,980 | SI 003110568 5 | full-line pharmaceutical wholesale |
| 13 SAVA, KRANJ | SAVA | 6 Jan 2000 | no par value | 2,006,987 | SI 003110845 7 | chemicals |
| 14 TERME ČATEŽ | TCRG | 26 Aug 1993 | no par value | 497,022 | SI 003110063 7 | health resort |
| 15 ZAVAROVALNICA TRIGLAV | ZVTG | 9 Sep 2008 | no par value | 22,735,148 | SI 002111165 1 | insurance company |
| 16 ŽITO, LJUBLJANA | ZTOG | 20 Mar 2000 | no par value | 355,792 | SI 003110844 0 | flour, bread, pasta and sweets production |

STANDARD MARKET - PREFERRED SHARES

| Issuer | Trading code | First trading day | Nominal value of issue listed | Number of shares traded | Isin code | Sector |
|---------------------|--------------|-------------------|-------------------------------|-------------------------|----------------|---------|
| 1 PROBANKA, MARIBOR | PRBP | 30 Mar 1993 | no par value | 396,315 | SI 002120040 5 | banking |

ENTRY MARKET - COMMON SHARES

| Issuer | Trading code | First trading day | Nominal value of issue listed | Number of shares traded | Isin code | Sector |
|-------------------------------|--------------|-------------------|-------------------------------|-------------------------|----------------|--|
| 1 AKTIVA NALOŽBE, LJUBLJANA | ATPG | 27 Feb 2004 | no par value | 18,214,875 | SI 002111216 2 | holding companies management |
| 2 ALPETOUR POTOVALNA AGENCIJA | APAG | 2 Aug 2000 | no par value | 497,847 | SI 003110989 3 | passengers transportat |
| 3 ALPOS | APOG | 10 Apr 2006 | no par value | 144,913 | SI 003111342 4 | production of metal goods and equipment |
| 4 CENTER NALOŽBE | IFHR | 22 Jul 2004 | no par value | 3,777,004 | SI 002111308 7 | holding companies management |
| 5 CETIS, CELJE | CETG | 10 Mar 1997 | no par value | 200,000 | SI 003110084 3 | paper industry and graphics |
| 6 CINKARNA, CELJE | CICG | 6 Mar 1998 | no par value | 814,626 | SI 003110380 5 | metallurgic and chemical industry |
| 7 D NALOŽBE | DFNR | 31 Mar 2008 | no par value | 90,810 | SI 003111394 5 | holding companies management |
| 8 DATALAB | DATR | 30 Jun 2008 | no par value | 106,519 | SI 003111451 3 | software development |
| 9 ELMO, LJUBLJANA | IELG | 22 Feb 2001 | no par value | 708,000 | SI 003111026 3 | electrical installations |
| 10 FINETOL | FINR | 29 Feb 2008 | no par value | 254,619 | SI 002111396 2 | holding companies management |
| 11 GEĀ TOVARNA OLJA | GSBG | 30 June 1996 | no par value | 1,254,960 | SI 003110129 6 | oil - producing industry |
| 12 GORENJSKI TISK, KRANJ | GTKG | 19 Sep 1996 | no par value | 963,349 | SI 003110119 7 | graphics services |
| 13 GORIŠKE OPEKARNE, RENČE | GORG | 8 Mar 1999 | no par value | 523,634 | SI 003110499 3 | production of different clay brick products |
| 14 GRAND HOTEL UNION | GHUG | 5 Jan 2000 | no par value | 1,814,613 | SI 003110865 5 | hotel industry |
| 15 HELIOS, DOMŽALE | HDOG | 19 Sep 1996 | 11,694,732 SIT | 278,446 | SI 003110114 8 | intermediary on fuel, mine sector |
| 16 HRAM HOLDING | ST1R | 27 Jan 2004 | no par value | 4,346,667 | SI 002111210 5 | holding companies management |
| 17 INLES, RIBNICA | IHPG | 8 Oct 1999 | no par value | 712,410 | SI 003110745 9 | production of furniture |
| 18 INTERTRADE ITA | INRG | 20 Oct 1997 | 2,920,302 EUR | 69,531 | SI 003110333 4 | mechanical engineering representative |
| 19 JAVOR, PIVKA | JPIG | 13 Nov 2000 | no par value | 1,134,022 | SI 003110910 9 | production of plywood, bound and layer wood, fibre and other slabs |
| 20 JELEN, SLOVENSKE KONJICE | JESG | 29 Nov 1999 | 67,798,000 EUR | 67,798 | SI 003110430 8 | restaurant & hotel capacities |
| 21 JUTEKS, ŽALEC | JTKG | 2 Nov 1999 | no par value | 641,432 | SI 003110786 3 | floor panel production on various linings |

| | | | | | | | |
|----|---------------------------------|------|-------------|-----------------|------------|----------------|---|
| 22 | KD GROUP | KDHR | 5 Feb 2001 | no par value | 2,675,640 | SI 003111046 1 | holding companies management |
| 23 | KOŠAKI TMI, MARIBOR | TKMG | 11 Oct 1999 | no par value | 43,236 | SI 003110424 1 | secondary meat industry and production of meat products |
| 24 | KS NALOŽBE | KSFR | 24 Dec 2007 | no par value | 3,909,878 | SI 002111385 5 | holding companies management |
| 25 | MARINA, PORTOROŽ | MAPG | 19 Sep 1996 | no par value | 313,932 | SI 003110058 7 | nautical and hotel industry |
| 26 | MAKSIMA HOLDING | MAHR | 6 May 2003 | no par value | 6,399,850 | SI 002111151 1 | holding companies management |
| 27 | MAKSIMA INVEST | MKIR | 26 Oct 2004 | no par value | 9,706,289 | SI 002111319 4 | holding companies management |
| 28 | MEDVESEK PUSNIK, LJUBLJANA | MPLR | 12 Dec 1997 | no par value | 800,000 | SI 002110324 5 | financial consulting |
| 29 | MEDVEŠEK PUŠNIK DZU | MDUR | 13 Dec 2007 | no par value | 75,000 | SI 002111160 2 | holding companies management |
| 30 | MELAMIN, KOČEVJE | MKOG | 23 Sep 1996 | no par value | 349,913 | SI 003110130 4 | chemical industry |
| 31 | MERCATA | MR0R | 27 Jul 2004 | no par value | 2,891,874 | SI 002111199 0 | holding companies management |
| 32 | MODRA LINIJA HOLDING | MLHR | 20 Nov 2002 | no par value | 2,192,411 | SI 002111058 8 | holding companies management |
| 33 | M1 | MR1R | 4 Aug 2004 | no par value | 3,932,515 | SI 002111311 1 | holding companies management |
| 34 | NAMA, LJUBLJANA | NALN | 30 Apr 2004 | no par value | 953,795 | SI 003110269 0 | retail trade and renting of business premises |
| 35 | NFD HOLDING | NF2R | 10 Dec 2003 | no par value | 33,727,196 | SI 002111200 6 | holding companies management |
| 36 | PLAMA PUR | POPG | 6 Dec 1999 | no par value | 686,798 | SI 003110822 6 | production and refashioning of poliuretanic (plastic) foams |
| 37 | KD | SKDR | 21 Dec 2000 | no par value | 186,436 | SI 003111016 4 | holding companies management |
| 38 | SIVENT | SING | 27 Feb 2008 | no par value | 1,229,712 | SI 002111139 6 | venture capital investing |
| 39 | SLOVENIJALES, LJUBLJANA | SLLG | 8 May 1996 | no par value | 273,377 | SI 003110040 5 | commerce, engineering, representation |
| 40 | TEKSTINA, AJDOVŠČINA | TEAG | 12 Feb 1997 | no par value | 1,127,293 | SI 003110221 1 | textile industry |
| 41 | TERME DOBRNA | ZDDG | 5 July 1999 | no par value | 692,542 | SI 003110539 6 | medical services, tourist and hotel trade |
| 42 | TRDNJAVA HOLDING | TR0R | 31 Mar 2004 | no par value | 2,593,123 | SI 002111219 6 | holding companies management |
| 43 | TRDNJAVA I HOLDING | TR1R | 31 Mar 2004 | no par value | 891,750 | SI 002111220 4 | holding companies management |
| 44 | TRIGLAV NALOŽBE | TRSG | 7 Apr 2004 | no par value | 13,182,366 | SI 002111223 8 | holding companies management |
| 45 | VELANA, LJUBLJANA | VLJG | 23 Dec 2002 | no par value | 1,409,645 | SI 003110069 4 | non-clothing textile manufacturer |
| 46 | VIPA HOLDING | VHDR | 5 Nov 2003 | no par value | 7,347,565 | SI 002111131 3 | other financial intermediation |
| 47 | ZDRAVILIŠČE ROGAŠKA | RGS | 11 Feb 1999 | 901,581,000 EUR | 901,581 | SI 003110489 4 | health resort |
| 48 | ZLATA MONETA II finančna družba | ZM2R | 13 Nov 2003 | no par value | 8,232,861 | SI 002111198 2 | other financial intermediation |
| 49 | ZVON ENA HOLDING | ZVHR | 30 Oct 2003 | no par value | 12,431,743 | SI 002111177 6 | holding companies management |
| 50 | ZVON DVA HOLDING | ZV2R | 25 Feb 2004 | no par value | 14,120,934 | SI 002111215 4 | holding companies management |

ENTRY MARKET - PREFERRED SHARES

| | Issuer | Trading code | First trading day | Nominal value of issue listed | Number of shares traded | Isin code | Sector |
|---|---------------------|--------------|-------------------|-------------------------------|-------------------------|----------------|------------------------------|
| 1 | KD GROUP | KDHP | 18 July 2001 | no par value | 266,413 | SI 003120050 2 | holding companies management |
| 2 | PRVA GROUP | PPDG | 20 Jul 2005 | 7,140,000 EUR | 170,000 | SI 002120064 5 | pension insurance |
| 3 | ZDRAVILIŠČE ROGAŠKA | RGP | 11 Feb 1999 | 56,204,000 EUR | 28,102 | SI 003120028 8 | health resort |

F2) BOND MARKET

CORPORATE BONDS

| Issuer | Trading code | First trading day | Nominal value of issue traded | Coupon interest rate | Maturity | Sector |
|--|--------------|-------------------|-------------------------------|--|--------------|---|
| 1 ABANKA VIPA | AB07 | 30 Oct 2003 | 17,300,000 EUR | 5.3% p.a. | 2003-2010 | banking |
| 2 ABANKA VIPA | AB08 | 16 Oct 2006 | 10,000,000 EUR | 4.9% p.a. | 2003-2011 | banking |
| 3 ABANKA VIPA | AB09 | 16 Oct 2006 | 10,000,000 EUR | 4.7% p.a. | 2003-2011 | banking |
| 4 ABANKA VIPA | AB10 | 16 Oct 2006 | 21,000,000 EUR | 4.6% p.a. | 2004-2011 | banking |
| 5 ABANKA VIPA | AB11 | 30 Jun 2006 | 20,865,000 EUR | 4.0% p.a. | 2005-2010 | banking |
| 6 ABANKA VIPA | AB12 | 30 Jun 2006 | 20,865,000 EUR | 3.8% p.a. | 2005-2010 | banking |
| 7 ABANKA VIPA | VIP7 | 19 July 2001 | 2,000,000 EUR | 6.2% p.a. | 2001-2010 | banking |
| 8 BANKA CELJE | BCE9 | 16 Oct 2006 | 20,864,500 EUR | 3.8% p.a. | 2005-2010 | banking |
| 9 BANKA CELJE | BCE7 | 17 Nov 2003 | 10,000,000 EUR | 5.15% p.a. | 2003-2010 | banking |
| 10 BANKA CELJE | BCE8 | 26 Oct 2004 | 12,500,000 EUR | 4.9% p.a. | 2004-2011 | banking |
| 11 BANKA CELJE | BCE10 | 12 Sep 2007 | 37,000,000 EUR | 5.0% p.a. | 2007-2017 | banking |
| 12 BANKA CELJE | BCE11 | 11 Jul 2008 | 50,000,000 EUR | 6m EURIBOR + 200 b.p. | 2008-openend | banking |
| 13 BANKA CELJE | BCE12 | 2 Nov 2009 | 12,147,000 EUR | 6.5% | 2009-2016 | banking |
| 14 BANKA ZASAVJE | BZ03 | 27 Jul 2004 | 5,000,000 EUR | 4.5% p.a. | 2004-2011 | banking |
| 15 CIMOS | CIM1 | 21 Jul 2005 | 20,000,000 EUR | 5.75% p.a. | 2004-2011 | automobile industry |
| 16 DARS | DRS1 | 30 Dec 2004 | 56,042,047 EUR | 5.1% p.a. | 2004-2024 | performing financial engineering, preparatory, organization and policy making of building, maintenance of road network and management of super highways in Republic of Slovenia |
| 17 DARS | DRS2 | 8 Nov 2005 | 61,758,920 EUR | 4.5% p.a. | 2005-2025 | performing financial engineering, preparatory, organization and policy making of building, maintenance of road network and management of super highways in Republic of Slovenia |
| 18 DARS | DRS3 | 3 Feb 2006 | 42,563,580 EUR | 4.0% p.a. | 2005-2020 | performing financial engineering, preparatory, organization and policy making of building, maintenance of road network and management of super highways in Republic of Slovenia |
| 19 DELO PRODAJA | DPR1 | 21 Aug 2008 | 46,624,700 EUR | 6m EURIBOR + 0.6% | 2008-2018 | trade |
| 20 DEOS | DEO1 | 28 Sep 2005 | 5,825,900 EUR | 6% p.a. | 2004-2014 | the construction and maintenance of safe homes |
| 21 DROGA KOLINSKA | DRK1 | 1 Jul 2008 | 6,498,000 EUR | 5.50% p.a. | 2007-2010 | |
| 22 FACTOR BANKA | FB14 | 7 Mar 2007 | 12,160,000 EUR | 4.0% p.a. | 2006-2012 | banking |
| 23 FACTOR BANKA | FB15 | 4 May 2007 | 9,000,000 EUR | 6m EURIBOR + 1.05% p.a. | 2006-2012 | banking |
| 24 FACTOR BANKA | FB16 | 19 Mar 2008 | 5,000,000 EUR | 5.75% p.a. | 2007-openend | banking |
| 25 FACTOR BANKA | FB17 | 2 Oct 2007 | 25,000,000 EUR | 6m EURIBOR + 60 b.p. | 2007-2011 | banking |
| 26 FACTOR BANKA | FB19 | 19 Mar 2008 | 12,155,000 EUR | 6m EURIBOR + 95 b.p. | 2007-2010 | banking |
| 27 FACTOR BANKA | FB09 | 10 May 2005 | 5,927,000 EUR | 4.8% p.a. | 2004-2014 | banking |
| 28 FACTOR BANKA | FB11 | 25 Oct 2005 | 13,000,000 EUR | 1.5% + 6 month EURIBOR | 2005-2020 | banking |
| 29 FACTOR BANKA | FB12 | 7 Mar 2006 | 10,425,000 EUR | 3.75% p.a. | 2005-2010 | banking |
| 30 FACTOR BANKA | FB20 | 12 Jun 2008 | 13,090,000 EUR | 6m EURIBOR + 160 b.p. | 2008-2013 | banking |
| 31 FACTOR BANKA | FB21 | 12 Sep 2008 | 7,338,000 EUR | 6m EURIBOR + 160 b.p. | 2008-2013 | banking |
| 32 FACTOR BANKA | FB22 | 25 Sep 2008 | 5,754,000 EUR | 6m EURIBOR + 475 b.p. | 2009-2016 | banking |
| 33 KB1909 | KBG1 | 10 Oct 2007 | 10,000,000 EUR | 6m EURIBOR + 125 b.p. | 2006-2011 | financial services and holding companies management |
| 34 KB1909 | KBG2 | 21 Jan 2010 | 10,250,000 EUR | 6m EURIBOR + 275 b.p. | 2009-2012 | financial services and holding companies management |
| 35 KD HOLDING | KDH1 | 16 Dec 2005 | 40,000,000 EUR | 5.45% p.a. | 2005-2015 | holding companies management |
| 36 KD HOLDING | KDH2 | 7 Apr 2006 | 40,000,000 EUR | 4.85% p.a. | 205-2015 | holding companies management |
| 37 NOVA KBM | KBM7 | 30 Jun 2005 | 29,210,300 EUR | 4.1% p.a. | 2004-2011 | banking |
| 38 NOVA LJUBLJANSKA BANKA | BBM1 | 19 Sep 2008 | 12,500,000 EUR | 6m EURIBOR + 140 b.p. | 2008-2013 | banking |
| 39 NOVA LJUBLJANSKA BANKA | NLB13 | 14 Nov 2003 | 48,962,722 EUR | 7% p.a. | 2003-2013 | banking |
| 40 NOVA LJUBLJANSKA BANKA | NLB15 | 16 Oct 2006 | 54,717,569 EUR | 4.8% p.a. | 2004-2012 | banking |
| 41 NOVA LJUBLJANSKA BANKA | NLB17 | 30 Jun 2005 | 42,435,889 EUR | 3.85% p.a. | 2005-2011 | banking |
| 42 NOVA LJUBLJANSKA BANKA | NLB18 | 29 Dec 2005 | 62,593,500 EUR | 4.15% p.a. | 2005-2015 | banking |
| 43 NOVA LJUBLJANSKA BANKA | NLB19 | 29 Dec 2005 | 41,729,000 EUR | 4.0% p.a. | 2005-2016 | banking |
| 44 NOVA LJUBLJANSKA BANKA | NLB20 | 25 Aug 2006 | 23,827,259 EUR | 3.75% p.a. first 3 years, then 6m EURIBOR + 30 b.p. | 2006-2013 | banking |
| 45 NOVA LJUBLJANSKA BANKA | NLB22 | 11 Jan 2007 | 29,894,000 EUR | 6m EURIBOR + 25 b.p. | 2006-2011 | banking |
| 46 NOVA LJUBLJANSKA BANKA | NLB23 | 28 Nov 2007 | 54,200,000 EUR | 3m EURIBOR + 20 b.p. | 2007-2012 | banking |
| 47 PETROL | PET1 | 14 Oct 2009 | 50,000,000 EUR | 7.57% | 2009-2014 | crude-oil and gas trade |
| 48 POSLOVNI SISTEM MERCATOR | MEO1 | 16 Oct 2006 | 36,540,000 EUR | 4.8% p.a. | 2004-2011 | commerce industry, agriculture |
| 49 POŠTNA BANKA SLOVENIJE | PBS6 | 16 Oct 2006 | 4,172,900 EUR | 4.4% p.a. | 2004-2012 | banking |
| 50 POŠTNA BANKA SLOVENIJE | PBS7 | 16 Oct 2006 | 16,691,600 EUR | 4.7% p.a. | 2004-2011 | banking |
| 51 POTEZA GROUP | PSN1 | 8 Dec 2008 | 15,415,000 EUR | 7.5% p.a. | 2008-2011 | holding companies management |
| 52 POTEZA NALOŽBE | PNO1 | 29 Sep 2004 | 10,000,000 EUR | 5.25% p.a. 3m EURIBOR + 1.5% (2.7 after 10 years) | 2003-2011 | enterprise and business counseling |
| 53 PROBANKA, MARIBOR | PRB9 | 16 Apr 2008 | 25,000,000 EUR | 5.2% p.a. | 2007-openend | banking |
| 54 PROBANKA, MARIBOR | PRB7 | 16 Oct 2006 | 12,000,000 EUR | 5.2% p.a. | 2004-2010 | banking |
| 55 PROBANKA, MARIBOR | PRB8 | 16 Mar 2007 | 9,200,000 EUR | 3.9% p.a. | 2006-2012 | banking |
| 56 PROBANKA, MARIBOR | PRB10 | 30 Dec 2008 | 30,000,000 EUR | 6.1% p.a. | 2008-2015 | banking |
| 57 PROBANKA, MARIBOR | PRB11 | 29 Dec 2009 | 15,000,000 EUR | 7.0% p.a. | 2009-2016 | banking |
| 58 SLOVENSKA IZVOZNA IN RAZVOJNA BANKA | SI01 | 24 Dec 2008 | 500,000,000 EUR | 6m EURIBOR + 100 b.p. | 2008-2011 | banking |
| 59 STANOVANJSKI SKLAD RS | SSR1E | 4 Jul 1996 | 3,628,440 EUR | 6% p.a. | 1995-2010 | national mortgage agency |
| 60 STANOVANJSKI SKLAD RS | SSR3 | 16 Oct 2006 | 8,345,800 EUR | TOM + 6.10% p.a. | 2001-2011 | national mortgage agency |

INSURANCE

| Issuer | Trading code | First trading day | Nominal value of issue traded | Coupon interest rate | Maturity | Sector |
|-------------------------|--------------|-------------------|-------------------------------|----------------------|-----------|-----------|
| 1 ZAVAROVALNICA TRIGLAV | ZT01 | 2 Jun 2004 | 16,692,000 EUR | 5.125% p.a. | 2003-2013 | insurance |

MUNICIPAL and GOVERNMENT BONDS

| Issuer | Trading code | First trading day | Nominal value of issue traded | Coupon interest rate | Maturity | Sector |
|----------------------------------|--------------|-------------------|-------------------------------|----------------------|-----------|---|
| 1 REPUBLIC OF SLOVENIA | RS18 | 15 May 2000 | 45,016,600 EUR | 6% p.a. | 2000-2010 | government bond |
| 2 REPUBLIC OF SLOVENIA | RS21 | 18 Nov 2002 | 58,350,350 EUR | 1% p.a. + TOM * | 2001-2015 | government bond |
| 3 REPUBLIC OF SLOVENIA | RS23 | 20 Feb 2001 | 40,000,000 EUR | 6% p.a. | 2001-2011 | government bond |
| 4 REPUBLIC OF SLOVENIA | RS26 | 14 June 2001 | 49,976,500 EUR | 5.375% p.a. | 2001-2011 | government bond |
| 5 REPUBLIC OF SLOVENIA | RS29 | 25 Jan 2002 | 55,000,000 EUR | 5.375% p.a. | 2002-2012 | government bond |
| 6 REPUBLIC OF SLOVENIA | RS32 | 25 Jan 2002 | 23,865,500 EUR | 5.375% p.a. | 2002-2012 | government bond |
| 7 REPUBLIC OF SLOVENIA | RS33 | 9 Apr 2002 | 127,166,004 EUR | 8% p.a. | 2002-2022 | government bond |
| 8 REPUBLIC OF SLOVENIA | RS38 | 30 Apr 2002 | 68,847,000 EUR | 5.63% p.a. | 2002-2017 | government bond |
| 9 REPUBLIC OF SLOVENIA | RS44 | 29 Nov 2002 | 4,443,536 EUR | 6.65% p.a. | 2002-2012 | government bond |
| 10 REPUBLIC OF SLOVENIA | RS48 | 10 Dec 2002 | 56,465,200 EUR | 4.75% p.a. | 2002-2012 | government bond |
| 11 REPUBLIC OF SLOVENIA | RS49 | 22 Jan 2003 | 29,632,020 EUR | 4.75% p.a. | 2003-2022 | government bond |
| 12 REPUBLIC OF SLOVENIA | RS50 | 11 Mar 2003 | 48,527,000 EUR | 4.50% p.a. | 2003-2013 | government bond |
| 13 REPUBLIC OF SLOVENIA | RS53 | 17 Apr 2003 | 79,290,900 EUR | 4.875% p.a. | 2003-2018 | government bond |
| 14 REPUBLIC OF SLOVENIA | RS54 | 29 Oct 2003 | 76,295,376 EUR | 5.75% p.a. | 2003-2013 | government bond |
| 15 REPUBLIC OF SLOVENIA | RS57 | 29 Mar 2004 | 259,697,224 EUR | 4.875% p.a. | 2004-2014 | government bond |
| 16 REPUBLIC OF SLOVENIA | RS59 | 2 Feb 2005 | 1,066,332,031 EUR | 4% p.a. | 2005-2016 | government bond |
| 17 REPUBLIC OF SLOVENIA | RS60 | 14 Apr 2005 | 368,623,416 EUR | 3.5 % p.a. | 2005-2010 | government bond |
| 18 REPUBLIC OF SLOVENIA | RS61 | 24 Jan 2006 | 328,861,589 EUR | 3.25 % p.a. | 2006-2011 | government bond |
| 19 REPUBLIC OF SLOVENIA | RS62 | 24 Jan 2006 | 390,540,053 EUR | 3.5 % p.a. | 2005-2017 | government bond |
| 20 REPUBLIC OF SLOVENIA | RS63 | 11 Feb 2008 | 1,000,000,000 EUR | 4.375 % p.a. | 2008-2019 | government bond |
| 21 REPUBLIC OF SLOVENIA | RS64 | 6 Feb 2009 | 1,000,000,000 EUR | 4.25% p.a. | 2009-2012 | government bond |
| 22 REPUBLIC OF SLOVENIA | RS65 | 3 Apr 2009 | 1,500,000,000 EUR | 4.375% p.a. | 2009-2014 | government bond |
| 23 REPUBLIC OF SLOVENIA | RS66 | 10 Sep 2009 | 1,500,000,000 EUR | 4.625% p.a. | 2009-2024 | government bond |
| 24 REPUBLIC OF SLOVENIA | RS67 | 27 Jan 2010 | 1,500,000,000 EUR | 4.125% p.a. | 2010-2020 | government bond |
| 25 SLOVENSKA ODŠKODNINSKA DRUŽBA | SOS2E | 7 Apr 1997 | 812,757,878 EUR | 6 % p.a. | 1996-2016 | meeting commitments deriving from denationalisation process |

* TOM (abbreviation for: "temeljna obrestna mera"- base interest rate) - indexation factor, calculated as twelve month average of monthly consumer price index

F3) FUND MARKET

PLUS MARKET

| Open-end fund | Trading code | First trading day | Value of first trade | Number of coupons traded | Isin code | Type |
|--------------------|--------------|-------------------|----------------------|--------------------------|----------------|-------------------|
| 1 PB Biotech Index | PBDBI | 23 Jun 2008 | 0.963 EUR | 264,062 | SI 002140092 2 | mutual fund / ETF |
| 2 PB Uranium Index | PBDUI | 23 Jun 2008 | 0.982 EUR | 552,106 | SI 002140093 0 | mutual fund / ETF |

GENERAL MARKET

| Open-end fund | Trading code | First trading day | Value of first trade | Number of coupons traded | Isin code | Type |
|-------------------------------------|--------------|-------------------|----------------------|--------------------------|----------------|-------------------|
| 1 Infond Global | INDGL | 10 Oct 2008 | 10.09 EUR | 5,887,028 | SI 002140112 8 | mutual fund |
| 2 Infond Dynamic | INDDY | 24 Oct 2008 | 3.90 EUR | 4,796,492 | SI 002140113 6 | mutual fund |
| 3 MP-BALKAN.SI | MPBL | 24 Nov 2006 | 62.36 EUR | 328,054 | SI 002140002 1 | mutual fund |
| 4 MP-EUROSTOCK.SI | MPEU | 16 Jun 2006 | 5.47 EUR | 989,057 | SI 002140001 3 | mutual fund / ETF |
| 5 Probanka globalni naložbeni sklad | PBGS | 24 Nov 2006 | 0.710 EUR | 57,511,626 | SI 002140003 9 | mutual fund |

CLOSED-END FUND MARKET

| Issuer | Trading code | First trading day | Nominal value of shares traded | Number of shares traded | Isin code | Sector |
|--------------------------------------|--------------|-------------------|--------------------------------|-------------------------|----------------|-----------------|
| 1 KD ID | KDIR | 9 Feb 2001 | no par value | 9,181,542 | SI 002111341 8 | investment fund |
| 2 KRONA SENIOR ID | SNOG | 8 Dec 1998 | no par value | 6,895,504 | SI 002110590 1 | investment fund |
| 3 NFD 1 DELNIŠKI INVESTICIJSKI SKLAD | NF1N | 26 Oct 1998 | no par value | 160,580,300 | SI 002110600 8 | investment fund |
| 4 ZVON ENA ID | ZVIR | 24 Nov 2003 | no par value | 2,277,577 | SI 002111178 4 | investment fund |