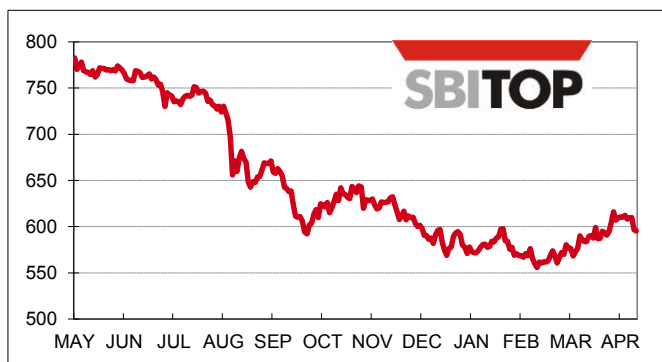


Monthly report - April 2012

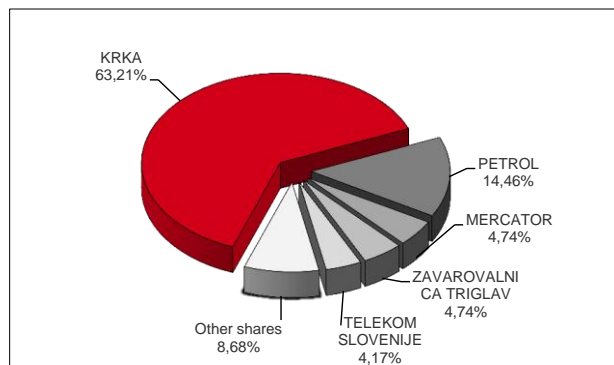


LJUBLJANA STOCK EXCHANGE

Slovene blue-chip index (SBITOP) performance



Shares by turnover



PRIME MARKET

	Price in EUR (30 Apr 2012)	Monthly change	Turnover in EUR 000	Number of trades	Market capitalisation in EUR 000 (30 Apr 2012)
GORENJE	5.300	-11.67% ▼	199	146	84,306
INTEREUROPA	0.410	-43.06% ▼	29	89	3,240
KRKA	47.500	-5.25% ▼	15,492	1,728	1,682,741
LUKA KOPER	9.850	-1.50% ▼	180	133	137,900
MERCATOR	133.00	-2.92% ▼	1,162	149	500,793
NOVA KBM	3.300	-5.44% ▼	283	353	129,106
PETROL	191.50	10.06% ▲	3,544	335	399,527
POZAVAROVALNICA SAVA	5.700	-1.72% ▼	81	39	53,366
TELEKOM SLOVENIJE	70.00	1.30% ▲	1,023	196	457,483
ZAVAROVALNICA TRIGLAV	14.000	0.00%	1,161	280	318,292
Total			23,155	3,448	3,766,754

TRADING SUMMARY

	Turnover in EUR 000	Number of trades	Market capitalisation in EUR 000 (30 Apr 2012)	Number of issues (30 Apr 2012)
EQUITY MARKET	24,508	4,318	4,810,135	66
FUND MARKET	206	190	19,750	1
BOND MARKET	4,854	151	13,446,214	67
TREASURY BILLS	0	0	-	7
COMMERCIAL PAPERS	26	4	-	2
Total	29,594	4,663	18,276,100	134

TURNOVER BY MEMBERS

Member	Turnover in EUR 000	Share
KBC SECURITIES	15,033	25.40%
PERSPEKTIVA BPD	7,580	12.81%
ALTA INVEST	7,199	12.16%
ILIRIKA	4,506	7.61%
GBD GORENJSKA BORZNOPOSREDNIŠKA DRUŽBA	3,589	6.06%
OTHERS	21,281	35.96%
Total (25)	59,188	100.00%



More info at www.ljse.si



cee stock exchange group

PRIME AND STANDARD MARKET SHARES - TOP GAINERS / DECLINERS

Issuer	Trading code	Price in EUR (30 Apr 2012)	Monthly change	Change since 31 Dec 2011	Change since 30 Apr 2011	Market
Gainers						
PETROL	PETG	191.500	10.06% ▲	23.47% ▲	-17.81% ▼	Prime market
SALUS	SALR	235.900	9.72% ▲	-1.71% ▼	-24.42% ▼	Standard market
NIKA	NIKN	20.000	5.26% ▲	11.11% ▲	21.21% ▲	Standard market
AERODROM LJUBLJANA	AELG	13.300	2.31% ▲	29.13% ▲	-11.33% ▼	Standard market
TELEKOM SLOVENIJE	TLSG	70.000	1.30% ▲	11.15% ▲	-6.67% ▼	Prime market
Decliners						
INTEREUROPA	IEKG	0.410	-43.06% ▼	-4.65% ▼	-80.57% ▼	Prime market
ISTRABENZ	ITBG	1.200	-40.00% ▼	-61.17% ▼	-71.43% ▼	Standard market
SAVA	SAVA	8.000	-32.89% ▼	-33.33% ▼	-85.59% ▼	Standard market
GORENJE	GRVG	5.300	-11.67% ▼	6.00% ▲	-51.82% ▼	Prime market
PROBANKA	PRBP	7.50	-6.50% ▼	-24.23% ▼	-67.25% ▼	Standard market

MOST TRADED SECURITIES

	Trading code	Price in EUR (30 Apr 2012)	Turnover in EUR 000	Number of trades	Market capitalisation in EUR 000 (30 Apr 2012)	Market
Shares						
KRKA	KRKG	47.500	15,492	1,728	1,682,741	Prime market
PETROL	PETG	191.50	3,544	335	399,527	Prime market
MERCATOR	MELR	133.00	1,162	149	500,793	Prime market
Funds						
PROBANKA GLOBALNI NALOŽBENI SKLAD	PBGS	0.640	206	190	19,750	Fund market
Bonds						
REPUBLIKA SLOVENIJA 38 th ISSUE	RS38	100.00	1,632	6	68,847	Bond market
SLOVENSKA ODŠKODNINSKA DRUŽBA 2 nd ISSUE	SOS2E	101.00	1,058	105	480,048	Bond market
PETROL 2 nd ISSUE	PET2	103.60	1,036	1	34,188	Bond market

PRIME AND STANDARD MARKET RATIOS

	Trading code	Price-to-earnings ratio (P/E)	Dividend yield	Price-to-book ratio (P/B)	Turnover ratio	Beta
Prime market						
GORENJE	GRVG	9.33		0.21	0.09	0.81
INTEREUROPA	IEKG			0.02	0.02	1.22
KRKA	KRKG	9.80	2.95%	1.45	0.08	0.72
LUKA KOPER	LKPG	311.03		0.57	0.02	0.61
MERCATOR	MELR	21.02	6.02%	0.63	0.13	1.42
NOVA KBM	KBMR		2.42%	0.33	0.04	1.23
PETROL	PETG	7.67	3.92%	0.97	0.04	0.94
POZAVAROVALNICA SAVA	POSR	8.19		0.37	0.04	0.38
TELEKOM SLOVENIJE	TLSG	13.39	4.86%	0.56	0.04	0.57
ZAVAROVALNICA TRIGLAV	ZVTG	6.76	2.86%	0.68	0.01	0.73
Prime market ratios		15.30	3.25%	0.76	0.08	
Standard market						
ABANKA VIPA	ABKN		2.00%	0.28	0.001	0.46
AERODROM LJUBLJANA	AELG	9.60	3.23%	0.41	0.04	0.38
DELO PRODAJA	DPRG	8.28	0.71%	0.52	0.004	0.20
ETOL	ETOG		0.79%	1.27	0.27	0.01
ISKRA AVTOELEKTRIKA	IALG	4.57	3.16%	0.61	0.03	0.03
ISTRABENZ	ITBG	0.29			0.01	0.03
KOMPAS MTS	MTSG	2.16	11.53%	0.07	0.0004	0.53
MLINOTEST	MAJG	18.76		0.33	0.003	-0.11
NIKA	NIKN			1.66	0.001	-0.08
PIVOVARNA LAŠKO	PILR			0.60	0.01	-0.03
SALUS	SALR	8.32	12.72%	0.53	0.102	0.22
SAVA	SAVA			0.10	0.01	0.21
TERME ČATEŽ	TCRG	34.60	3.09%	0.92	0.002	0.00
UNIOR	UKIG			0.16	0.00	-0.10
ŽITO	ZTOG	17.41	5.73%	0.39	0.027	-0.09
Standard market ratios			2.63%	0.38	0.04	

Calculated on the basis of audited consolidated financial statements for 2011, Etol for 2010.

Market averages are calculated by market capitalisation weighting (illiquid companies excluded).

P / E = price / earnings per share

Dividend yield = last confirmed dividend / price

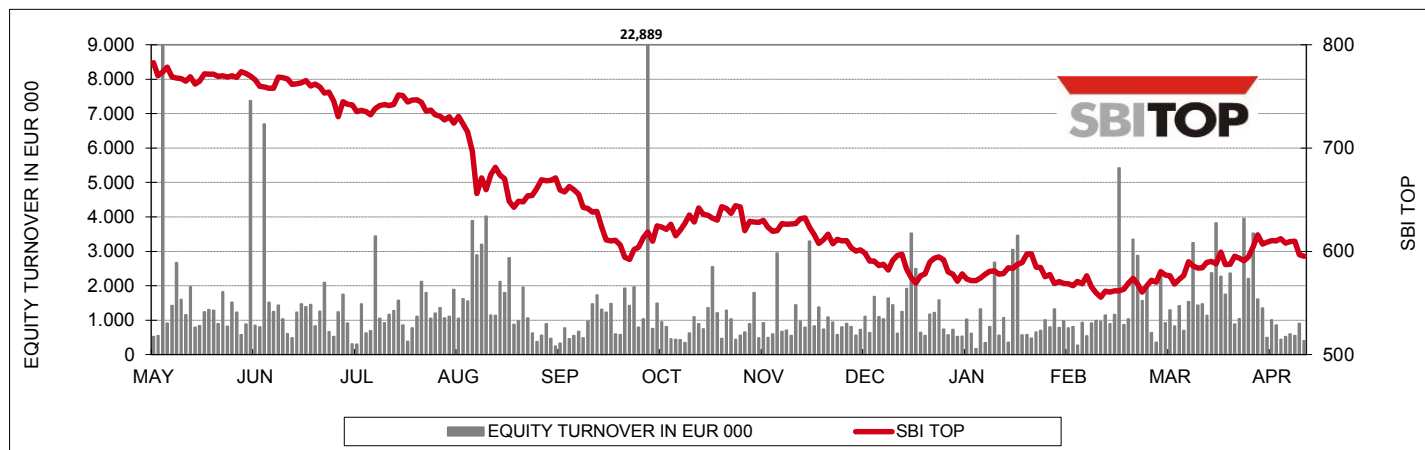
P / B = price / book value of share (own shares excluded)

Ratios for Aerodrom Ljubljana are based on all issued shares (ordinary and preferred)

Turnover ratio = yearly turnover / average market capitalisation (current month, before 6 and before 12 months).

The systematic risk indicator "Beta" is calculated using 12-month daily data and with correlation to SBITOP.

SLOVENE BLUE-CHIP INDEX - SBI TOP



Value on 30 Apr 2012

595.16

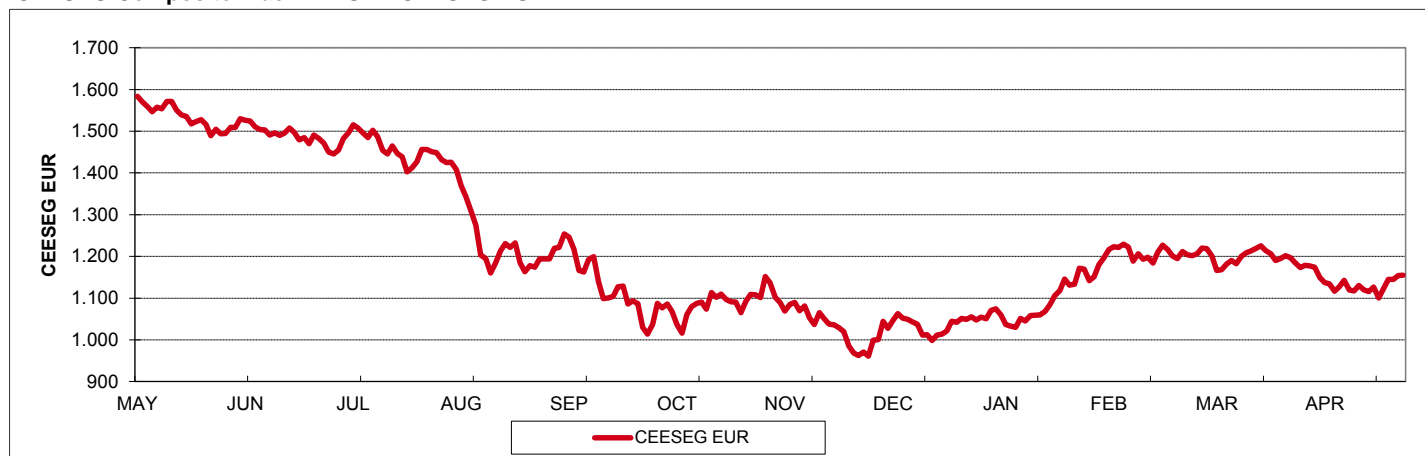
Change in April 2012	-4.10
Max. value in April 2012 (13 Apr 2012)	615.95
Min. value in April 2012 (2 Apr 2012)	587.14

Monthly change	-0.68% ▼
Change from 31 Dec 2011	0.95% ▲
Change from 30 Apr 2011	-24.48% ▼

SBITOP constituents:

		Weight as of 30 Apr 2012	Price in EUR (30 Apr 2012)
KRKA	KRKG	26.34%	47.500
MERCATOR	MELR	19.30%	133.00
PETROL	PETG	21.56%	191.50
TELEKOM SLOVENIJE	TLSG	14.11%	70.00
ZAVAROVALNICA TRIGLAV	ZVTG	9.82%	14.000
NOVA KBM	KBMR	4.98%	3.300
GORENJE	GRVG	3.90%	5.300

CEESEG Composite Index in EUR - CEESEG EUR



CEESEG is a trademark of WBAG.

Value on 30 Apr 2012

1,154.58

Change in April 2012	-24.02
Max. value in April 2012 (2 Apr 2012)	1,177.03
Min. value in April 2012 (23 Apr 2012)	1,100.32

Monthly change	-2.04% ▼
Change from 31 Dec 2011	9.87% ▲
Change from 30 Apr 2011	-26.53% ▼

**CEESEG EUR constituents: 50 shares,
represent first 15:**

		Weight as of 30 Apr 2012	Price in EUR (30 Apr 2012)
CEZ		9.56%	30.467
ERSTE GROUP BANK AG		8.87%	17.395
OMV AG		7.72%	25.575
ANDRITZ AG		6.07%	39.540
MOL		6.03%	62.55
VOESTALPINE AG		5.34%	24.455
IMMOFINANZ AG		4.83%	2.656
OTP BANK		4.82%	13.315
TELEKOM AUSTRIA AG		4.06%	8.286
KOMERCNI BANKA		3.90%	138.94
VIENNA INSURANCE GROUP AG		3.64%	30.800
TELEFONICA O2 CR		3.62%	15.237
RAIFFEISEN BANK INTERNATIONAL AG		2.72%	25.085
RICHTER GEDEON		2.70%	131.00
VERBUND AG KAT. A		2.66%	21.145

MONTHLY TURNOVER BY MARKET IN EUR 000

Year 2011	Equity Market			Closed-end Fund Market	Fund Market	Bond Market	Treasury bills	Commercial papers	Average daily turnover	TOTAL	MoM Index
	Prime Market	Standard Market	Entry Market								
April	18,973	1,232	882	681	292	3,485			1,419	25,545	40
May	30,068	1,678	1,264	958	531	4,360			1,850	38,859	152
June	34,195	1,370	1,321	870	405	3,652			1,901	41,813	108
July	22,626	1,433	544	484	153	1,999			1,297	27,239	65
August	33,577	1,004	3,024		197	3,401			1,873	41,203	151
September	39,845	2,683	711		138	5,912			2,240	49,288	120
October	16,327	1,097	568		152	2,992			1,057	21,135	43
November	18,893	916	3,011		44	4,281			1,293	27,145	128
December	18,304	1,268	1,261		147	4,381			1,268	25,361	93
Total 2011	344,728	25,476	24,272	12,335	3,672	59,580			1,880	470,064	
Year 2012											
January	15,981	2,875	3,696		159	3,616	9		1,254	26,337	104
February	18,809	2,274	479		192	3,619			1,269	25,374	96
March	26,429	2,628	1,658		171	6,551	9		1,702	37,447	148
April	23,155	651	703		206	4,854		26	1,644	29,594	79
Total 2012	84,374	8,429	6,536		729	18,639	19	26	1,466	118,752	

MARKET CAPITALISATION BY MARKET IN EUR 000

Date	Prime Market	Equity Market			Fund Market	Fund Market	Bond Market	TOTAL (equity)	MoM Index
		Standard Market	Entry Market	Closed-end Fund Market					
April 30, 2011	4,332,335	1,206,422	709,128	96,509	95,601	15,348,974	6,247,884	95	
May 31, 2011	4,406,180	1,129,133	736,039	102,290	95,516	15,210,868	6,271,352	100	
June 30, 2011	4,259,161	1,102,639	732,192	96,348	92,213	15,235,506	6,093,991	97	
July 31, 2011	4,234,383	1,093,268	727,356	101,166	26,189	15,185,852	6,055,007	99	
August 31, 2011	3,925,062	1,065,387	684,973		21,990	15,119,344	5,675,422	94	
September 30, 2011	3,572,473	876,907	659,076		20,852	15,051,412	5,108,456	90	
October 31, 2011	3,716,647	882,363	678,323		21,043	15,048,002	5,277,333	103	
November 30, 2011	3,478,115	825,347	620,120		20,130	14,697,515	4,923,582	93	
December 31, 2011	3,696,052	578,188	598,573		20,020	14,459,251	4,872,813	99	
January 31, 2012	3,723,474	531,031	575,475		20,182	13,337,386	4,829,980	99	
February 29, 2012	3,611,885	508,099	557,917		20,040	13,444,139	4,677,901	97	
March 31, 2012	3,802,346	510,446	608,926		20,393	13,463,452	4,921,719	105	
April 30, 2012	3,766,754	442,135	601,245		19,750	13,446,214	4,810,135	98	

NEWS AND EVENTS

- In April 2012, there was an increase in average consumer prices MoM by 1.1 per cent, while price growth for the entire year has been 2.6 per cent.
- On 30th April 2012, the ECB euro foreign exchange reference rate against the dollar was 1 EUR = USD 1.3214. In the past month, the euro fell by 1.1 per cent against the dollar, while it depreciated by 11.1 per cent against the dollar during the past 12-month period.

MEMBERS LIST

Member	Tel. No.	Member	Tel. No.
Abanka Vipava, d. d., Ljubljana	+386 1 471 81 88	KBC Securities NV, Brussels *	+32 2 429 13 04
ALTA Invest, d. d., Ljubljana	+386 1 320 03 90	KD banka, d. d., Ljubljana	+386 59 22 00 31
Argonos BPH, d.o.o., Ljubljana	+386 1 470 48 05	Moja delnica BPH, d. d., Ljubljana	+386 1 433 11 55
Banka Koper, d. d., Koper	+386 5 666 13 18	Nova Kreditna banka Maribor, d.d., Maribor	+386 2 229 27 38
BKS BANK AG, Bančna podružnica, Ljubljana	+386 1 589 09 26	Nova Ljubljanska banka, d. d., Ljubljana	+386 1 476 52 07
Deželna banka Slovenije, d. d., Ljubljana	+386 1 472 72 68	Perspektiva, borzno posrednika družba, d. d., Ljubljana	+386 1 568 82 25
ecetra Central European e-Finance AG (brokerjet) *	+386 1 583 22 95	Probanka, d. d., Maribor	+386 2 252 05 58
Erste Group Bank AG, Vienna *	+43 50 100 83118	Raiffeisen Banka, d. d., Maribor	+386 2 229 31 19
Factor banka, d. d., Ljubljana	+386 1 230 66 14	Raiffeisen Centrobank AG, Vienna *	+43 51520 5457
GBD Gorenjska borzno posredniška družba, d. d., Kranj	+386 4 280 10 18	SKB banka, d. d., Ljubljana	+386 1 471 50 82
Gorenjska banka, d. d., Kranj	+386 4 208 43 28	UniCredit Banka, d. d., Ljubljana	+386 1 587 64 30
Hypo Alpe-Adria-Bank, d. d., Ljubljana	+386 1 580 42 76	WOOD & Company Financial Services, a.s.*	+420 222 096 287
Ilirika borzno posredniška hiša, d. d., Ljubljana	+386 1 300 22 60		

* Remote members of LJSE